
Identifying Critical Neurons in ANN Architectures using Mixed Integer Programming

Mostafa ElAraby

Dept. of Comp. Sci. & Oper. Res.,
Mila, Université de Montréal,
Quebec, Canada

Guy Wolf*

Dept. of Math. & Stat.,
Mila, Université de Montréal,
Quebec, Canada
guy.wolf@umontreal.ca

Margarida Carvalho*

Dept. of Comp. Sci. & Oper. Res.,
CIRRELT, Université de Montréal,
Quebec, Canada
carvalho@iro.umontreal.ca

Abstract

We introduce a mixed integer program (MIP) for assigning importance scores to each neuron in deep neural network architectures which is guided by the impact of their simultaneous pruning on the main learning task of the network. By carefully devising the objective function of the MIP, we drive the solver to minimize the number of critical neurons (i.e., with high importance score) that need to be kept for maintaining the overall accuracy of the trained neural network. Further, the proposed formulation generalizes the recently considered lottery ticket optimization by identifying multiple “lucky” sub-networks resulting in optimized architecture that not only performs well on a single dataset, but also generalizes across multiple ones upon retraining of network weights. Finally, we present a scalable implementation of our method by decoupling the importance scores across layers using auxiliary networks. We demonstrate the ability of our formulation to prune neural networks with marginal loss in accuracy and generalizability on popular datasets and architectures.

1 Introduction

Deep learning has proven its power to solve complex tasks and to achieve state-of-the-art results in various domains such as image classification, speech recognition, machine translation, robotics and control [1, 2]. Over-parameterized deep neural models with more parameters than the training samples can be used to achieve state-of-the-art results on various tasks [3, 4]. However, the large number of parameters comes at the expense of computational cost in terms of memory footprint, training time and inference time on resource-limited IOT devices [5, 6].

In this context, pruning neurons from an over-parameterized neural model has been an active research area. This remains a challenging open problem whose solution has the potential to increase computational efficiency and to uncover potential sub-networks that can be trained effectively. Neural Network pruning techniques [7–16] have been introduced to sparsify models without loss of accuracy. Most existing work focus on identifying redundant parameters and non-critical neurons to achieve a lossless sparsification of the neural model. The typical sparsification procedure includes training a

*equal contribution

neural model, then computing parameters importance and pruning existing ones using certain criteria, and fine-tuning the neural model to regain its lost accuracy. Existing pruning and ranking procedures are computationally expensive, requiring iterations of fine-tuning on the sparsified model and no experiments were conducted to check the generalization of sparsified models across different datasets.

We remark that sparse neuron connectivity is often used by modern network architectures, and perhaps most notably in convolutional layers. Indeed, the limited size of the parameter space in such cases increases the effectiveness of network training and enables the learning of meaningful semantic features from the input images [17]. Inspired by the benefits of sparsity in such architecture designs, we aim to leverage the neuron sparsity achieved by our framework to attain optimized neural architectures that can generalize well across different datasets.

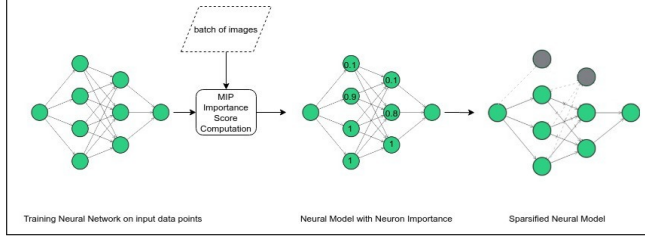


Figure 1: The generic flow of our proposed framework used to remove neurons having an importance score less than certain threshold.

Contributions. In our proposed framework, illustrated in Figure 1, we formalize the notation of *neuron importance* as a score between 0 and 1 for each neuron in a neural network and the associated dataset. The neuron importance score reflects how much activity decrease can be inflicted in it, while controlling the loss on the neural network model accuracy. Concretely, we propose a mixed integer programming formulation (MIP) that allows the computation of each fully connected’s neuron and convolutional feature map importance score and that takes into account the error propagation between the different layers. The motivation to use such approach comes from the existence of powerful techniques to solve MIPs efficiently in practice, and consequently, to allow the scalability of this procedure to large ReLU neural models. In addition, we extend the proposed formulation to support convolutional layers computed as matrices multiplication using toeplitz format [18] with an importance score associated with each feature map [19].

Once neuron importance scores have been determined, a threshold is established to allow the identification of non-critical neurons and their consequent removal from the neural network. Since it is intractable to compute neuron scores using full datasets, in our experiments, we approximate their value by using subsets. In fact, we provide empirical evidence showing that our pruning process results in a marginal loss of accuracy (without fine-tuning) when the scores are approximated by a small balanced subset of data points, or even by parallelizing the scores’ computation per class and averaging the obtained values. Furthermore, we enhance our approach such that the importance scores computation is also efficient for very deep neural models, like VGG-16 [20]. This stresses the scalability of it to datasets with many classes and large deep networks. To add to our contribution, we show that the computed neuron importance scores from a specific dataset generalize to other datasets by retraining on the pruned sub-network, using the same initialization.

Organization of the paper. In Sec. 1.1, we review relevant literature on neural networks sparsification and the use of mixed integer programming to model them. Sec. 1.2 provides background on the formulation of ReLU neural networks as MIPs. In Sec. 2, we introduce the neuron importance score and its incorporation in the mathematical programming model, while Sec. 3 discusses the objective function that optimizes sparsification and balances accuracy. Sec. 4 provides computational experiments, and Sec. 5 summarizes our findings.

1.1 Related Work

Classical weight pruning methods. LeCun et al. [7] proposed the optimal brain damage that theoretically prunes weights having a small saliency by computing its second derivatives with

respect to the objective. The objective being optimized was the model’s complexity and training error. Hassibi and Stork [21] introduced the optimal brain surgeon that aims at removing non-critical weights determined by the Hessian computation. Another approach is presented by Chauvin [22], Weigend et al. [23], where a penalizing term is added to the loss function during the model training (e.g. L0 or L1 norm) as a regularizer. The model is sparsified during back-propagation of the loss function. Since these classical methods depend *i)* on the scale of the weights, *ii)* are incorporated during the learning process, and, some of them, *iii)* rely on computing the Hessian with respect to some objective, they turn out to be slow, requiring iterations of pruning and fine-tuning to avoid loss of accuracy.

Weight pruning methods. Molchanov et al. [19] proposed a greedy criteria-based pruning with fine-tuning by back-propagation. The criteria proposed is given by the absolute difference between dense and sparse neural model loss (ranker). This cost function ensures that the model will not significantly decrease the performance. The drawback of this approach is in requiring a retraining after each pruning iteration. Shrikumar et al. [24] developed a framework that computes the neurons’ importance at each layer through a single backward pass. This technique compares the activation values among the neurons and assigns a contribution score to each of them based on each input data point. Other related techniques, using different objectives and interpretations of neurons importance, have been presented [25–29, 10, 30, 31]. They all demand intensive computation, while our approach aims at efficiently computing neurons’ importance. Lee et al. [13] investigates the pruning of connections, instead of entire neurons. The connections’ sensitivity is studied through the model’s initialization and a batch of input data. Connections sensitivities lower than a certain threshold are removed.

Lottery ticket. Frankle and Carbin [32] introduced the lottery ticket theory that shows the existence of a lucky pruned sub-network, a *winning ticket*. This winning ticket can be trained effectively with fewer parameters, while achieving a marginal loss in accuracy. Morcos et al. [33] proposed a technique for sparsifying n over-parameterized trained neural model based on the lottery hypothesis. Their technique involves pruning the model and disabling some of its sub-networks. The pruned model can be fine-tuned on a different datasets achieving good results. To this end, the dataset used for on the pruning phase needs to be large. The lucky sub-network is found by iteratively pruning the lowest magnitude weights and retraining.

Mixed-integer programming Fischetti and Jo [34] and Anderson et al. [35] represent a ReLU ANN using a MIP. Fischetti and Jo [34] presented a big-M formulation to represent trained ReLU neural networks. Later, Anderson et al. [35] introduced the strongest possible tightening to the big-M formulation by adding strengthening separation constraints when needed², which reduced the solving time by orders of magnitude. All the proposed formulations, are designed to represent trained ReLU ANN with fixed parameters. In our framework, we used Fischetti and Jo [34]’s formulation because its performance was good with our tight local bounds, and it has fewer number of constraints. Representing ANN as a MIP can be used to evaluate the robustness, compress networks and create adversarial examples for the trained neural network. Tjeng et al. [36] use a big-M formulation to evaluate the robustness of neural models against adversarial attacks. In their proposed technique, they assess the ANN’s sensitivity to perturbations in input images. The MIP solver tries to find a perturbed image (adversarial attack) that would get misclassified by the ANN. Serra et al. [16] also use a MIP to maximize the compression of an existing neural network without any loss of accuracy. Different ways of compressing (removing neurons, folding layers, etc) are presented. However, the reported computational experiments lead only to the removal of inactive neurons. Our method has the capability to identify such neurons, as well as to additionally identify other units that would not significantly compromise accuracy.

1.2 Background and Preliminaries

Integer programs are combinatorial optimization problems restricted to discrete variables, linear constraints and linear objective function. These problems are NP-complete, even when variables are restricted to be binary [37]. The difficulty comes from ensuring integer solutions, and thus, the impossibility of using gradient methods. When continuous variables are included, they are designated

² The cut callbacks in Gurobi were used to inject separated inequalities into the cut loop.

by *mixed integer programs*. Advances on combinatorial optimization such as branching techniques, bound tightening, valid inequalities, decompositions and heuristics, have resulted on powerful solvers that can solve MIPs of large sizes in seconds. See [38] for an introduction to integer programming.

Consider layer l of a trained ReLU neural network with \mathbf{W}^l as the weight matrix, w_i^l row i of \mathbf{W}^l , and b^l the bias vector. For each input data point x , let h^l be a decision vector denoting the output value of layer l , i.e. $h^l = \text{ReLU}(\mathbf{W}^l h^{l-1} + b^l)$ for $l > 0$ and $h^0 = x$, and z_i^l be a binary variable taking value 1 if the unit i is active, i.e. $w_i^l h^{l-1} + b_i^l \geq 0$, and 0 otherwise. Finally, let L_i^l and U_i^l be constants indicating a valid lower and upper bound for the input of each neuron i in layer l . We discuss the computation of these bounds in Sec. 2.2. For now, we assume that L_i^l and U_i^l are sufficiently small and large numbers, respectively, i.e., the so-called Big-M values. Next, we provide the standard constraint representation of ReLU neural networks. For sake of simplicity, we describe the formulation for one layer l of the model at neuron i and one input data point x :

$$h_i^l = x_i \quad \text{if } l = 0, \text{ otherwise} \quad (1a)$$

$$h_i^l \geq 0, \quad (1b)$$

$$h_i^l + (1 - z_i^l)L_i^l \leq w_i^l h^{l-1} + b_i^l, \quad (1c)$$

$$h_i^l \leq z_i^l U_i^l, \quad (1d)$$

$$h_i^l \geq w_i^l h^{l-1} + b_i^l, \quad (1e)$$

$$z_i^l \in \{0, 1\}. \quad (1f)$$

In (1a), the initial decision vector h^0 is forced to be equal to the input x of the first layer. When z_i^l is 0, constraints (1b) and (1d) force h_i^l to be zero, reflecting a non-active neuron. If an entry of z_i^l is 1, then constraints (1c) and (1e) enforce h_i^l to be equal to $w_i^l h^{l-1} + b_i^l$. See [34, 35] for details.

2 MIP Constraints

In what follows, we adapt the MIP constraints (1) to quantify neuron importance, and we describe the computation of the bounds L_i^l and U_i^l . Our goal is to compute importance scores for all layers in the model in an integrated fashion, as Yu et al. [28] have shown to lead to better predictive accuracy than layer by layer.

2.1 ReLU Layers

In ReLU activated layers, we keep the previously introduced binary variables z_i^l , and continuous variables h_i^l . Additionally, we create the continuous decision variables $s_i^l \in [0, 1]$ representing neuron i importance score in layer l . In this way, we modified the ReLU constraints (1) by adding the neuron importance decision variable s_i^l to constraints (1c) and (1e):

$$h_i^l + (1 - z_i^l)L_i^l \leq w_i^l h^{l-1} + b_i^l - (1 - s_i^l) \max(U_i^l, 0) \quad (2a)$$

$$h_i^l \geq w_i^l h^{l-1} + b_i^l - (1 - s_i^l) \max(U_i^l, 0). \quad (2b)$$

In (2), when neuron i is activated due to the input h^{l-1} , i.e. $z_i^l = 1$, h_i^l is equal to the right-hand-side of those constraints. This value can be directly decreased by reducing the neuron importance s_i^l . When neuron i is non-active, i.e. $z_i^l = 0$, constraint (2b) becomes irrelevant as its right-hand-side is negative. This fact together with constraints (1b) and (1d), imply that h_i^l is zero. Now, we claim that constraint (2a) allows s_i^l to be zero if that neuron is indeed non-important, i.e., for all possible input data points, neuron i is not activated. This claim can be shown through the following observations. Note that decisions h and z must be replicated for each input data point x as they present the propagation of x over the neural network. On the other hand, s evaluates the importance of each neuron for the main learning task and thus, it must be the same for all data input points. Thus, the key ingredients are the bounds L_i^l and U_i^l that are computed for each input data point, as explained in Sec. 2.2. In this way, if U_i^l is non-positive, s_i^l can be zero without interfering with the constraints (2). The latter is enforced by the objective function derived in Sec. 3. We note that this MIP formulation can naturally be extended to convolutional layers converted to matrix multiplication using toeplitz matrix [18] and with an importance score associated with each feature map. We refer the reader to the appendix for a detailed explanation.

2.2 Bounds Propagation

In the previous MIP formulation, we assumed a large upper bound U_i^l and a small lower bound L_i^l . However, using large bounds may lead to long computational times and a lost on the freedom to reduce the importance score as discussed above. In order to overcome these issues, we tailor these bounds accordingly with their respective input point x by considering small perturbations on its value:

$$L^0 = x - \epsilon \quad (3a)$$

$$U^0 = x + \epsilon \quad (3b)$$

$$L^l = \mathbf{W}^{l-} U^{l-1} + \mathbf{W}^{l+} L^{l-1} \quad (3c)$$

$$U^l = \mathbf{W}^{l+} U^{l-1} + \mathbf{W}^{l-} L^{l-1} \quad (3d)$$

$$\mathbf{W}^{l-} \triangleq \min(\mathbf{W}^l, 0) \quad (3e)$$

$$\mathbf{W}^{l+} \triangleq \max(\mathbf{W}^l, 0). \quad (3f)$$

Propagating the initial bounds of the input data points throughout the trained model will create the desired bound using simple arithmetic interval [39]. The obtained bounds are tight, narrowing the space of feasible solutions.

3 MIP Objectives

The aim for the proposed framework is to sparsify non-critical neurons without reducing the predictive accuracy of the neural model. To this end, we combine two optimization objectives.

Our first optimization objective is to maximize the number of neurons sparsified from the trained neural model. Let n be the number of layers, N^l the number of neurons at layer l , and $I^l = \sum_{i=1}^{N^l} (s_i^l - 2)$ be the sum of neuron importance scores at layer l with s_i^l scaled down to the range $[-2, -1]$.

In order to create a relation between neurons' importance score in different layers, our objective becomes the maximization on the amount of neurons sparsified from the $n - 1$ layers with higher score I^l . Hence, we denote $A = \{I^l : l = 1, \dots, n\}$ and formulate the sparsity loss as

$$\text{sparsity} = \frac{\max_{A' \subset A, |A'|=(n-1)} \sum_{I \in A'} I}{\sum_{l=1}^n |N^l|}. \quad (4)$$

Here, the objective is to maximize the number of non-critical neurons at each layer compared to other layers in the trained neural model. Note that only the $n - 1$ layers with the largest importance score will weight in the objective, allowing to reduce the pruning effort on some layer that will naturally have low scores. The sparsity quantification is then normalized by the total number of neurons.

Table 1: Importance of re-scaling sparsification objective to prune more neurons shown empirically on LeNet-5 model using threshold 0.05, by comparing accuracy on test set between reference model (Ref.), and pruned model (Masked).

DATASET	OBJECTIVE	REF. ACC.	MASKED ACC.	PRUNING PERCENTAGE (%)
MNIST	$s_i^l - 2$		98.7% \pm 0.1	13.2% \pm 2.9
	$s_i^l - 1$	98.9% \pm 0.1	98.8% \pm 0.1	9.6% \pm 1.1
	s_i^l		98.9% \pm 0.2	8% \pm 1.6
FASHION-MNIST	$s_i^l - 2$		89.1% \pm 0.3	17.1% \pm 1.2
	$s_i^l - 1$	89.9% \pm 0.2	89.2% \pm 0.1	17% \pm 3.4
	s_i^l		89% \pm 0.4	10.8% \pm 2.1

In Table 1, we compare re-scaling the neuron importance score in the objective function to $[-2, -1]$, to $[-1, 0]$ and no re-scaling $[0, 1]$. This comparison shows empirically the importance of re-scaling the neuron importance score to optimize sparsification through neuron pruning.

Our second optimization objective is to minimize the loss of (important) information due to the sparsification of the trained neural model. Further, we aim for this minimization to be done without relying on the values of the logits, which are closely correlated with neurons pruned at each layer. Otherwise, this would drive the MIP to simply give a full score of 1 to all neurons in order to keep the same output logit value. Instead, we formulate this optimization objective using the marginal softmax as proposed in [40]. Using marginal softmax allows the solver to focus on minimizing the misclassification error without relying on logit values. Softmax marginal loss avoids putting large weight on logits coming from the trained neural network and predicted logits from decision vector h^n computed by the MIP. On the other hand, it tries to optimize for the label having the highest logit value. Formally, we write the objective

$$\text{softmax} = \sum_{i \in N^n} \log \left[\sum_c \exp(h_{i,c}^n) \right] - \sum_{i \in N^n} \sum_c Y_{i,c} h_{i,c}^n, \quad (5)$$

where index c stands for the class label. The used marginal softmax objective keeps the correct predictions of the trained model for the input batch of images x having one hot encoded labels Y without considering the logit value.

Finally, we combine the two objectives to formulate the multi-objective loss

$$\text{loss} = \text{sparsity} + \lambda \cdot \text{softmax} \quad (6)$$

as a weighted sum of sparsification regularizer and marginal softmax, as proposed by Ehr Gott [41]. Our experiments revealed that $\lambda = 5$ generally provides the right trade-off between our two objectives; see the appendix for experiments with value of λ .

4 Empirical Results

We first show in Sec. 4.2 the robustness of our proposed formulation to different input data points and different convergence levels of a neural network. Next, in Sec. 4.3, we validate empirically that the computed neuron importance scores are meaningful, i.e. it is crucial to guide the pruning accordingly with the determined scores. In Sec. 4.4, we proceed with experiments to show that sub-networks generated by our approach on a specific initialization can be transferred to another dataset with marginal loss in accuracy (lottery hypothesis). Finally, in Sec. 4.5, we compare our masking methodology to [28], a framework used to compute connections sensitivity, and to create a sparsified sub-network based on the input dataset and model initialization. Before advancing to our results, we detail our experimental settings³.

4.1 Experimental Setting

Architectures and Training. We used a simple fully connected (FC-3) model 3-layer NN, 300+100 hidden units, from [42], and another simple fully connected model (FC-4) 4-layer NN, 200+100+100 hidden units. In addition, we used convolutional LeNet 5 [42]. The VGG-16 [20] architecture adapted for CIFAR-10 having 2 fully connected layer of size 512 and average pooling instead of max pooling. Each of these models was trained 3 times with different initialization.

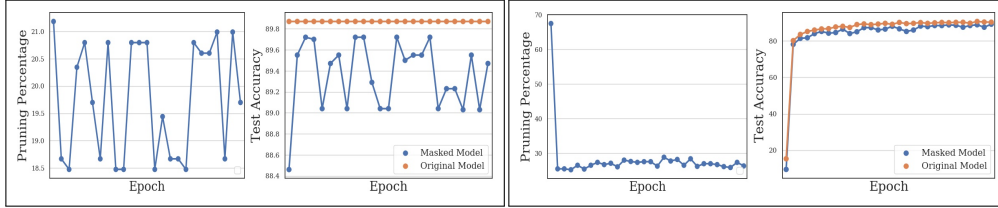
All models were trained for 30 epochs using Rmsprop [43] optimizer with 1e-3 learning rate for MNIST and Fashion MNIST. Lenet 5 [42] on CIFAR-10 was trained using SGD optimizer with learning rate 1e-2 and 256 epochs. VGG-16 [20] on CIFAR-10 was trained using Adam [44] with 1e-2 learning rate for 30 epochs. Decoupled greedy learning [45] was used to train each VGG-16's layer using a small auxiliary network, and the neuron importance score was computed independently on each auxiliary network; then we fine-tuned the generated masks for 1 epoch to propagate error across them. Decoupled training of each layer allowed us to represent deep models using the MIP formulation and to parallelize the computation per layer; see appendix for details about decoupled greedy learning. The hyper parameters were tuned on the validation set's accuracy. All images were resized to 32 by 32 and converted to 3 channels to generalize the pruned network across different datasets.

³The code can be found here: <https://github.com/chair-dsgt/mip-for-ann>.

MIP and Pruning Policy. Whenever we computed neuron scores for a trained model, we fed the MIP with a balanced set of images, each representing a class of the classification task. The aim was to avoid that the determined importance scores lead to pruning neurons (features) critical to a class represented by fewer images as input to the MIP. We used $\lambda = 5$ in the MIP objective function (6); see appendix for experiments with the value of λ . The proposed framework, recall Figure 1, computes the importance score of each neuron, and with a small tuned threshold based on the network’s architecture, we masked (pruned) non-critical neurons with a score lower than it.

Computational Environment The experiments were performed in an Intel(R) Xeon(R) CPU @ 2.30GHz with 12 GB RAM and Tesla k80 using Mosek 9.1.11 [46] solver on top of CVXPY [47, 48] and PyTorch 1.3.1 [49].

4.2 MIP Robustness



(a) Effect of changing validation set of input images. (b) Evolution of the computed masked sub-network during model training.

Figure 2: Assessing MIP robustness, on pruning percentage and test accuracy, when pruning LeNet model trained on Fashion MNIST.

We examine the robustness of our formulation against different batches of input images fed into the MIP. Namely, we used 25 randomly sampled balanced images from the validation set. Figure 2a shows that changing the input images used by the MIP to compute neuron importance scores resulted in marginal changes in the test accuracy between different batches. We remark that the input batches may contain images that were misclassified by the neural network. In this case, the MIP tries to use the score s to achieve the true label, explaining the variations on the pruning percentage. Indeed, as discussed in appendix for the choice of λ , the marginal fluctuations of these results depend on the accuracy of the input batch used in the MIP. Additionally, we demonstrate empirically that we can parallelize the computation of neuron scores per class as it shows comparable results to feeding all data points to the MIP at once; see Table 2 and appendix for extensive experiments. For those experiments, we sampled a random number of images per class, and then we took the average of the computed neuron importance scores from solving the MIP on each class. The obtained sub-networks were compared to solving the MIP with 1 image per class. We achieved comparable results in terms of test accuracy and pruning percentage. In brief, our method is empirically shown to be scalable and that class contribution can be decoupled without deteriorating the approximation of neuron scores and thus, the performance of our methodology.

Table 2: Comparing test accuracy of LeNet-5 on imbalanced independent class by class (IMIDP.), balanced independent class by class (IDP.) and simultaneously all classes (SIM) with 0.01 threshold, and $\lambda = 1$.

	MNIST	FASHION-MNIST
REF.	98.8% \pm 0.09	89.5% \pm 0.3
IDP.	98.6% \pm 0.15	87.3% \pm 0.3
PRUNE (%)	19.8% \pm 0.18	21.8% \pm 0.5
IMIDP.	98.6% \pm 0.1	88% \pm 0.1
PRUNE (%)	15% \pm 0.1	18.1% \pm 0.3
SIM.	98.4% \pm 0.3	87.9% \pm 0.1
PRUNE (%)	13.2% \pm 0.42	18.8% \pm 1.3

To conclude on the robustness of the scores computed based on the input points used in the MIP, we show in Table 2 that our formulation is robust even when an imbalanced number of data points per class is used in the MIP.

Finally, we also tested the robustness of our approach along the evolution of neuron importance scores during training between epochs. To this end, we computed neuron importance scores after each epoch jointly with the respective pruning. As shown in Figure 2b, our proposed formulation can identify non-critical neurons in the network before the model’s convergence.

4.3 Comparison to Random and Critical Pruning

We started by training a reference model (REF.) using the training parameters in Sec. 4.1. After training and evaluating the reference model on the test set, we fed an input batch of images from the validation set to the MIP. Then, the MIP solver computed the neuron importance scores based on those input images. In our experimental setup, by taking advantage of the conclusions from the previous section, we used 10 images, each representing a class.

Table 3: Pruning results on fully connected (FC-3, FC-4) and convolutional (LeNet-5, VGG-16) network architectures using three different datasets. We compare the test accuracy between the unpruned reference network (REF.), randomly pruned model (RP.), model pruned based on critical neurons selected by the MIP (CP.) and our non-critical pruning approach with (OURS + FT) and without (OURS) fine-tuning for 1 epoch.

DATASET ARCHITECTURE	MNIST			FASHION-MNIST			CIFAR-10	
	FC-3	FC-4	LeNET	FC-3	FC-4	LeNET	LeNET	VGG-16
REF.	98.1% \pm 0.1	97.9% \pm 0.1	98.9% \pm 0.1	87.7% \pm 0.6	88.9% \pm 0.1	89.7% \pm 0.2	72.2% \pm 0.2	83.9% \pm 0.4
RP.	83.6% \pm 4.6	77.1% \pm 4.8	56.9% \pm 36.2	35.3% \pm 6.9	38.3% \pm 4.7	33% \pm 24.3	50.1% \pm 5.6	85% \pm 0.4
CP.	44.5% \pm 7.2	50% \pm 15.8	38.6% \pm 40.8	11.7% \pm 1.2	16.6% \pm 4.1	28.6% \pm 26.3	27.5% \pm 1.7	83.3% \pm 0.3
OURS	95.9% \pm 0.87	96.6% \pm 0.4	98.7% \pm 0.1	80% \pm 2.7	86.9% \pm 0.7	87.7% \pm 2.2	67.7% \pm 2.2	N/A
OURS + FT	97.8 \pm 0.2	97.6% \pm 0.01	98.9% \pm 0.04	88.1% \pm 0.2	88% \pm 0.03	89.8% \pm 0.4	68.6% \pm 1.4	85.3% \pm 0.2
PRUNE (%)	44.5% \pm 7.2	42.9% \pm 4.5	17.2% \pm 2.4	68% \pm 1.4	60.8% \pm 3.2	17.8% \pm 2.1	9.9% \pm 1.4	36% \pm 1.1
THRESHOLD	0.1	0.1	0.2	0.1	0.1	0.2	0.3	0.3

In order to validate our pruning policy guided by the computed importance scores, we created different sub-networks of the reference model, where the same number of neurons is removed in each layer, thus allowing a fair comparison among them. These sub-networks were obtained through different procedures: non-critical (our methodology), critical and randomly pruned neurons. For VGG-16 experiments, an extra fine-tuning step for 1 epoch is performed on all generated sub-networks. Although we pruned the same number of neurons, which accordingly with [50] should result in similar performances, Table 3 shows that pruning non-critical neurons results in marginal loss and gives better performance. On the other hand, we observe a significant drop on the test accuracy when critical or a random set of neurons are removed compared with the reference model. If we fine-tune for just 1 epoch the sub-network obtained through our method, the model’s accuracy can surpass the reference model. This is due to the fact that the MIP, while computing neuron scores, is solving its marginal softmax (5) on true labels.

4.4 Generalization Between Different Datasets

In this experiment, we train the model on a dataset d_1 , and we create a masked neural model using our approach. After creating the masked model, we restart it to its original initialization. Finally, the new masked model is re-trained on another dataset d_2 , and its generalization is analyzed.

Table 4: Cross-dataset generalization: sub-network masking is computed on source dataset (d_1) and then applied to target dataset (d_2) by retraining with the same early initialization. Test accuracies are presented for masked and unmasked (REF.) networks on d_2 , as well as pruning percentage.

MODEL	SOURCE DATASET d_1	TARGET DATASET d_2	REF. ACC.	MASKED ACC.	PRUNING (%)
LeNET-5	MNIST	FASHION MNIST	89.7% \pm 0.3	89.2% \pm 0.5	16.2% \pm 0.2
		CIFAR-10	72.2% \pm 0.2	68.1% \pm 2.5	
VGG-16	CIFAR-10	MNIST	99.1% \pm 0.1	99.4% \pm 0.1	36% \pm 1.1
		FASHION-MNIST	92.3% \pm 0.4	92.1% \pm 0.6	

Table 4 displays our experiments and respective results. When we compare generalization results to pruning using our approach on Fashion-MNIST and CIFAR-10, we discover that computing the critical sub-network LeNet-5 architecture on MNIST, is creating a more sparse sub-network with test accuracy better than zero-shot pruning without fine-tuning using our approach, and comparable accuracy with the original ANN. This behavior is happening because the solver is optimizing on a batch of images that are classified correctly with high confidence from the trained model.

Furthermore, computing the critical VGG-16 sub-network architecture on CIFAR-10 using decoupled greedy learning [45] generalizes well to Fashion-MNIST and MNIST.

4.5 Comparison to SNIP

Our proposed framework can be viewed as a compression technique of over-parameterized neural models. In what follows, we compare it to the state-of-the-art framework: SNIP [13]. SNIP creates the sparse model before training the neural model by computing the sensitivity of connections. This allows the identification of the important connections. In our methodology, we exclusively identify important neurons and prune all its connections. In order to create a fair comparison between both frameworks, we compute neuron importance scores on the model’s initialization⁴. As before, we used only 10 images as input to the MIP and 128 images as input to SNIP.

Our MIP formulation was able to prune neurons from fully connected and convolutional layers of LeNet-5. After creating the sparse network using both SNIP and our methodology, we trained them on Fashion-MNIST dataset. The difference between SNIP ($88.8\% \pm 0.6$) and our approach ($88.7\% \pm 0.5\%$) was marginal in terms of test accuracy. SNIP pruned 55% of the model’s parameters and our approach 58.4%. We end this section by highlighting, that we achieved results comparable with SNIP using a much smaller set of images (10 compared to 128).

5 Conclusion

We proposed a mixed integer program to compute neuron importance scores in ReLU-based deep neural networks. Our contributions focus here on providing scalable computation of importance scores in fully connected and convolutional layers. We presented results showing these scores can be effectively used to prune unimportant parts of the network without significantly affecting its main task (e.g., showing small or negligible drop in classification accuracy). Further, our results indicate this approach allows automatic construction of efficient sub-networks that can be transferred and retrained on different datasets. The presented model introduces one of the first steps in understanding which components in a neural network are critical for its model capacity to perform a given task, which can have further impact in future work beyond the pruning applications presented here.

Acknowledgments and Disclosure of Funding

This work was partially funded by: IVADO (l’institut de valorisation des données) [G.W., M.C.]; NIH grant R01GM135929 [G.W.]; FRQ-IVADO Research Chair in Data Science for Combinatorial Game Theory, and NSERC grant 2019-04557 [M.C.].

References

- [1] Yoshua Bengio, Ian Goodfellow, and Aaron Courville. *Deep learning*, volume 1. Citeseer, 2017.
- [2] Yann LeCun, Yoshua Bengio, and Geoffrey Hinton. Deep learning. *nature*, 521(7553):436–444, 2015.
- [3] Chiyuan Zhang, Samy Bengio, Moritz Hardt, Benjamin Recht, and Oriol Vinyals. Understanding deep learning requires rethinking generalization. *arXiv preprint arXiv:1611.03530*, 2016.
- [4] Behnam Neyshabur, Zhiyuan Li, Srinadh Bhojanapalli, Yann LeCun, and Nathan Srebro. Towards understanding the role of over-parametrization in generalization of neural networks. *arXiv preprint arXiv:1805.12076*, 2018.
- [5] Nicholas D Lane, Sourav Bhattacharya, Petko Georgiev, Claudio Forlivesi, and Fahim Kawsar. An early resource characterization of deep learning on wearables, smartphones and internet-of-things devices. In *Proceedings of the 2015 international workshop on internet of things towards applications*, pages 7–12, 2015.

⁴Remark: we used $\lambda = 1$ and pruning threshold 0.2 and kept ratio 0.45 for SNIP. Training procedures as in Sec. 4.1

- [6] He Li, Kaoru Ota, and Mianxiong Dong. Learning iot in edge: Deep learning for the internet of things with edge computing. *IEEE network*, 32(1):96–101, 2018.
- [7] Yann LeCun, John S Denker, and Sara A Solla. Optimal brain damage. In *Advances in neural information processing systems*, pages 598–605, 1990.
- [8] Babak Hassibi, David G Stork, and Gregory J Wolff. Optimal brain surgeon and general network pruning. In *IEEE international conference on neural networks*, pages 293–299. IEEE, 1993.
- [9] Song Han, Jeff Pool, John Tran, and William Dally. Learning both weights and connections for efficient neural network. In *Advances in neural information processing systems*, pages 1135–1143, 2015.
- [10] Suraj Srinivas and R Venkatesh Babu. Data-free parameter pruning for deep neural networks. *arXiv preprint arXiv:1507.06149*, 2015.
- [11] Xin Dong, Shangyu Chen, and Sinno Pan. Learning to prune deep neural networks via layer-wise optimal brain surgeon. In *Advances in Neural Information Processing Systems*, pages 4857–4867, 2017.
- [12] Wenyuan Zeng and Raquel Urtasun. Mlprune: Multi-layer pruning for automated neural network compression. In *International Conference on Learning Representations (ICLR)*, 2018.
- [13] Namhoon Lee, Thalaiyasingam Ajanthan, and Philip HS Torr. Snip: Single-shot network pruning based on connection sensitivity. *arXiv preprint arXiv:1810.02340*, 2018.
- [14] Chaoqi Wang, Roger Grosse, Sanja Fidler, and Guodong Zhang. Eigendamage: Structured pruning in the kronecker-factored eigenbasis. *arXiv preprint arXiv:1905.05934*, 2019.
- [15] Abdullah Salama, Oleksiy Ostapenko, Tassilo Klein, and Moin Nabi. Pruning at a glance: Global neural pruning for model compression. *arXiv preprint arXiv:1912.00200*, 2019.
- [16] Thiago Serra, Abhinav Kumar, and Srikumar Ramalingam. Lossless compression of deep neural networks. *arXiv preprint arXiv:2001.00218*, 2020.
- [17] Ian Goodfellow, Yoshua Bengio, and Aaron Courville. *Deep learning*. MIT press, 2016.
- [18] Robert M Gray. Toeplitz and circulant matrices: A review, 2002. URL <http://ee.stanford.edu/~gray/toeplitz.pdf>, 2000.
- [19] Pavlo Molchanov, Stephen Tyree, Tero Karras, Timo Aila, and Jan Kautz. Pruning convolutional neural networks for resource efficient inference. *arXiv preprint arXiv:1611.06440*, 2016.
- [20] Karen Simonyan and Andrew Zisserman. Very deep convolutional networks for large-scale image recognition. *arXiv preprint arXiv:1409.1556*, 2014.
- [21] Babak Hassibi and David G Stork. Second order derivatives for network pruning: Optimal brain surgeon. In *Advances in neural information processing systems*, pages 164–171, 1993.
- [22] Yves Chauvin. A back-propagation algorithm with optimal use of hidden units. In *Advances in neural information processing systems*, pages 519–526, 1989.
- [23] Andreas S Weigend, David E Rumelhart, and Bernardo A Huberman. Generalization by weight-elimination with application to forecasting. In *Advances in neural information processing systems*, pages 875–882, 1991.
- [24] Avanti Shrikumar, Peyton Greenside, and Anshul Kundaje. Learning important features through propagating activation differences. In *Proceedings of the 34th International Conference on Machine Learning-Volume 70*, pages 3145–3153. JMLR. org, 2017.
- [25] Mathias Berglund, Tapani Raiko, and Kyunghyun Cho. Measuring the usefulness of hidden units in boltzmann machines with mutual information. *Neural Networks*, 64:12–18, 2015.
- [26] LF Barros and B Weber. Crosstalk proposal: an important astrocyte-to-neuron lactate shuttle couples neuronal activity to glucose utilisation in the brain. *The Journal of physiology*, 596(3): 347–350, 2018.

- [27] Kairen Liu, Rana Ali Amjad, and Bernhard C Geiger. Understanding individual neuron importance using information theory. *arXiv preprint arXiv:1804.06679*, 2018.
- [28] Ruichi Yu, Ang Li, Chun-Fu Chen, Jui-Hsin Lai, Vlad I Morariu, Xintong Han, Mingfei Gao, Ching-Yung Lin, and Larry S Davis. Nisp: Pruning networks using neuron importance score propagation. In *Proceedings of the IEEE Conference on Computer Vision and Pattern Recognition*, pages 9194–9203, 2018.
- [29] Sara Hooker, Dumitru Erhan, Pieter-Jan Kindermans, and Been Kim. A benchmark for interpretability methods in deep neural networks. In *Advances in Neural Information Processing Systems*, pages 9734–9745, 2019.
- [30] Artur Jordao, Ricardo Kloss, Fernando Yamada, and William Robson Schwartz. Pruning deep neural networks using partial least squares. *arXiv preprint arXiv:1810.07610*, 2018.
- [31] Yang He, Guoliang Kang, Xuanyi Dong, Yanwei Fu, and Yi Yang. Soft filter pruning for accelerating deep convolutional neural networks. *arXiv preprint arXiv:1808.06866*, 2018.
- [32] Jonathan Frankle and Michael Carbin. The lottery ticket hypothesis: Finding sparse, trainable neural networks. *arXiv preprint arXiv:1803.03635*, 2018.
- [33] Ari S Morcos, Haonan Yu, Michela Paganini, and Yuandong Tian. One ticket to win them all: generalizing lottery ticket initializations across datasets and optimizers. *arXiv preprint arXiv:1906.02773*, 2019.
- [34] Matteo Fischetti and Jason Jo. Deep neural networks and mixed integer linear optimization. *Constraints*, 23(3):296–309, 2018.
- [35] Ross Anderson, Joey Huchette, Christian Tjandraatmadja, and Juan Pablo Vielma. Strong mixed-integer programming formulations for trained neural networks. In *International Conference on Integer Programming and Combinatorial Optimization*, pages 27–42. Springer, 2019.
- [36] Vincent Tjeng, Kai Xiao, and Russ Tedrake. Evaluating robustness of neural networks with mixed integer programming. *arXiv preprint arXiv:1711.07356*, 2017.
- [37] M.I R. Garey and D. S. Johnson. *Computers and Intractability: A Guide to the Theory of NP-Completeness*. W. H. Freeman & Co., New York, NY, USA, 1979. ISBN 0716710447.
- [38] G. L. Nemhauser and L. A. Wolsey. *Integer and Combinatorial Optimization*. Wiley-Interscience, New York, NY, USA, 1988. ISBN 0-471-82819-X.
- [39] Ramon E Moore, R Baker Kearfott, and Michael J Cloud. *Introduction to interval analysis*, volume 110. Siam, 2009.
- [40] Kevin Gimpel and Noah A Smith. Softmax-margin crfs: Training log-linear models with cost functions. In *Human Language Technologies: The 2010 Annual Conference of the North American Chapter of the Association for Computational Linguistics*, pages 733–736. Association for Computational Linguistics, 2010.
- [41] Matthias Ehrgott. *Multicriteria optimization*, volume 491. Springer Science & Business Media, 2005.
- [42] Yann LeCun, Léon Bottou, Yoshua Bengio, Patrick Haffner, et al. Gradient-based learning applied to document recognition. *Proceedings of the IEEE*, 86(11):2278–2324, 1998.
- [43] Tijmen Tieleman and Geoffrey Hinton. Lecture 6.5-rmsprop: Divide the gradient by a running average of its recent magnitude. *COURSERA: Neural networks for machine learning*, 4(2): 26–31, 2012.
- [44] D Kingma and J Ba. Adam: A method for stochastic optimization in: Proceedings of the 3rd international conference for learning representations (iclr’15). *San Diego*, 2015.
- [45] Eugene Belilovsky, Michael Eickenberg, and Edouard Oyallon. Decoupled greedy learning of CNNs. *arXiv preprint arXiv:1901.08164*, 2019.

- [46] APS Mosek. The mosek optimization software. *Online at <http://www.mosek.com>*, 54(2-1):5, 2010.
- [47] Akshay Agrawal, Robin Verschueren, Steven Diamond, and Stephen Boyd. A rewriting system for convex optimization problems. *Journal of Control and Decision*, 5(1):42–60, 2018.
- [48] Steven Diamond and Stephen Boyd. CVXPY: A Python-embedded modeling language for convex optimization. *Journal of Machine Learning Research*, 17(83):1–5, 2016.
- [49] Adam Paszke, Sam Gross, Francisco Massa, Adam Lerer, James Bradbury, Gregory Chanan, Trevor Killeen, Zeming Lin, Natalia Gimelshein, Luca Antiga, et al. Pytorch: An imperative style, high-performance deep learning library. In *Advances in Neural Information Processing Systems*, pages 8024–8035, 2019.
- [50] Zhuang Liu, Mingjie Sun, Tinghui Zhou, Gao Huang, and Trevor Darrell. Rethinking the value of network pruning. In *International Conference on Learning Representations*, 2018.
- [51] Tom Brosch and Roger Tam. Efficient training of convolutional deep belief networks in the frequency domain for application to high-resolution 2D and 3D images. *Neural computation*, 27(1):211–227, 2015.
- [52] Sergey Ioffe and Christian Szegedy. Batch normalization: Accelerating deep network training by reducing internal covariate shift. In *International Conference on Machine Learning*, pages 448–456, 2015.

A Appendix

B MIP formulations

In Appendix B.1, details on the MIP constraints for convolutional layers are provided. Appendix B.2 explains the formulation used to represent pooling layers. Appendix B.3 discusses the parameter λ in the objective function (6) guiding the computation of neuron importance scores.

B.1 MIP for convolutional layers

We convert the convolutional feature map to a toeplitz matrix and the input image to a vector. This allow us to use simple matrix multiplication which is computationally efficient. Moreover, we can represent the convolutional layer using the same formulation of fully connected layers presented in Sec. 2.

Toeplitz Matrix is a matrix in which each value is along the main diagonal and sub diagonals are constant. So given a sequence a_n , we can create a Toeplitz matrix by putting the sequence in the first column of the matrix and then shifting it by one entry in the following columns:

$$\begin{pmatrix} a_0 & a_{-1} & a_{-2} & \cdots & \cdots & \cdots & \cdots & a_{-(N-1)} \\ a_1 & a_0 & a_{-1} & a_{-2} & & & & \vdots \\ a_2 & a_1 & a_0 & a_{-1} & \ddots & & & \vdots \\ \vdots & a_2 & \ddots & \ddots & \ddots & \ddots & & \vdots \\ \vdots & & \ddots & \ddots & \ddots & \ddots & a_{-2} & \vdots \\ \vdots & & & \ddots & a_1 & a_0 & a_{-1} & a_{-2} \\ \vdots & & & & a_2 & a_1 & a_0 & a_{-1} \\ a_{(N-1)} & \cdots & \cdots & \cdots & \cdots & a_2 & a_1 & a_0 \end{pmatrix}. \quad (7)$$

Feature maps are flipped and then converted to a matrix. The computed matrix when multiplied by the vectorized input image will compute the fully convolutional output. For padded convolution we use only parts of the output of the full convolution, for strided convolutions we used sum of 1 strided convolution as proposed by Brosch and Tam [51]. First, we pad zeros to the top and right of the input feature map to become same size as the output of the full convolution. Next, we create a toeplitz matrix for each row of the zero padded feature map. Finally, we arrange these small toeplitz matrices in a big doubly blocked toeplitz matrix. Each small toeplitz matrix is arranged in the doubly toeplitz matrix in the same way a toeplitz matrix is created from input sequence with each small matrix as an element of the sequence.

B.2 Pooling Layers

We represent both average and max pooling on multi-input units in our MIP formulation. Pooling layers are used to reduce spatial representation of input image by applying an arithmetic operation on each feature map of the previous layer.

Avg Pooling layer applies the average operation on each feature map of the previous layer. This operation is linear and thus, it can directly be included in the MIP constraints:

$$h^{l+1} = \text{AvgPool}(h_1^l, \dots, h_{N^l}^l) = \frac{1}{N^l} \sum_{i=1}^{N^l} h_i^l. \quad (8)$$

Max Pooling takes the maximum of each feature map of the previous layer:

$$h^{l+1} = \text{MaxPool}(h_1^l, \dots, h_{N^l}^l) = \max\{h_1^l, \dots, h_{N^l}^l\}. \quad (9)$$

This operation can be expressed by introducing a set of binary variables m_1, \dots, m_{N^l} , where $m_i = 1$ implies $x = \text{MaxPool}(h_1^l, \dots, h_{N^l}^l)$:

$$\sum_{i=1}^{N^l} m_i = 1 \quad (10a)$$

$$\left. \begin{array}{l} x \geq h_i^l, \\ x \leq h_i^l m_i + U_i(1 - m_i) \\ m_i \in \{0, 1\} \end{array} \right\} i = 1, \dots, N^l. \quad (10b)$$

B.3 Choice of Lambda

Note that our objective function (6) is implicitly using a Lagrangian relaxation, where $\lambda \geq 0$ is the Lagrange multiplier. In fact, one would like to control the loss on accuracy (5) by imposing the constraint $\text{softmax}(h) \leq \epsilon$ for a very small ϵ , or even to avoid any loss via $\epsilon = 0$. However, this would introduce a nonlinear constraint which would be hard to handle. Thus, for tractability purposes we follow a Lagrangian relaxation on this constraint, and penalize the objective whenever $\text{softmax}(h)$ is positive. Accordingly with the weak (Lagrangian) duality theorem, the objective (6) is always a lower bound to the problem where we minimize sparsity and a bound on the accuracy loss is imposed. Furthermore, the problem of finding the best λ for the Lagrangian relaxation, formulated as

$$\max_{\lambda \geq 0} \min \{ \text{sparsity} + \lambda \cdot \text{softmax} \}, \quad (11)$$

has the well-known property of being concave, which in our experiments revealed to be easily determined⁵. We note that the value of λ introduces a trade off between pruning more neurons and the predictive capacity of the model. For example, increasing the value of λ would result on pruning fewer neurons, as shown in Figure 3, while the accuracy on the test set would increase.

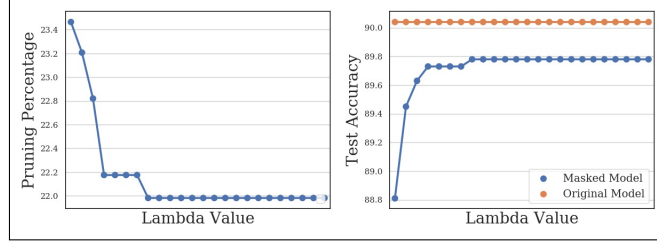


Figure 3: Effect of changing value of λ when pruning LeNet model trained on Fashion MNIST.

C Scalability improvements

Appendix C.1 provides computational evidence on the parallelization of the importance scores computation. In Appendix C.2, we describe a methodology that aims at speed-up the computation of neuron importance scores by relying on decoupled greedy learning.

C.1 MIP Class by Class

In this experiment, we show that the neuron importance scores can be approximated by 1) solving for each class the MIP with only one data point from it, and 2) taking the average of the computed scores for each neuron. Such procedure would speed-up our methodology for problems with a large number of classes. We compare the subnetworks obtained through this independent class by class approach (IDP.) and by feeding at once the same data points from all the classes to the MIP (SIM.) on Mnist and Fashion-Mnist using LeNet-5.

Table 5 expands the results presented in Sec. 4.2, where we had discussed the comparable results between IDP. and SIM. when we use a small threshold 0.01. However, we can notice a difference between both of them when we use a threshold of 0.1. This difference comes from the fact that computing neuron importance scores on each class independently zeros out more neuron scores resulting in an average that leads more neurons to be pruned.

⁵We remark that if the trained model has misclassifications, there is no guarantee that problem (11) is concave.

Table 5: Comparing balanced independent class by class (IDP.) and simultaneously all classes (SIM.) with different thresholds using LeNet-5.

	MNIST	FASHION-MNIST	THRESHOLD
REF.	98.8% \pm 0.09	89.5% \pm 0.3	
IDP.	96.6 \pm 2.4%	86.81 \pm 1.2%	0.1
PRUNE (%)	28.4 \pm 1.5%	29.6 \pm 1.8%	
SIM.	98.5 \pm 0.28%	88.7 \pm 0.4%	0.1
PRUNE (%)	16.5 \pm 0.5%	18.9 \pm 1.4%	
IDP.	98.6% \pm 0.15	87.3% \pm 0.3	0.01
PRUNE (%)	19.8% \pm 0.18	21.8% \pm 0.5	
SIM.	98.4% \pm 0.3	87.9% \pm 0.1	0.01
PRUNE (%)	13.2% \pm 0.42	18.8% \pm 1.3	

C.2 Decoupled Greedy Learning

We use decoupled greedy learning [45] to parallelize learning of each layer by computing its gradients and using an auxiliary network attached to it. By using this procedure, we have auxiliary networks of the deep neural network that represent subsets of layers thus allowing us to solve the MIP in sub-representations of the neural network.

Training procedure We start by constructing auxiliary networks for each convolutional layer except the last convolutional layer that will be attached to the classifier part of the model. During the training each auxiliary network is optimized with a separate optimizer and the auxiliary network’s output is used to predict the back-propagated gradients. Each sub-network’s input is the output of the previous sub-network and the gradients will flow through only the current sub-network. In order to parallelize this operation a replay buffer of previous representations should be used to avoid waiting for output from previous sub-networks during training.

Auxiliary Network Architecture We use a spatial averaging operation to construct a scalable auxiliary network applied to the output of the trained layer and to reduce the spatial resolution by a factor of 4, then applying one 1×1 convolution with batchnorm [52] followed by a reduction to 2×2 and a one-layer MLP. The architecture used for the auxiliary network is smaller than the one mentioned in the paper leading to speed up the MIP solving time per layer.

MIP representation After training each sub-network, we create a separate MIP formulation for each auxiliary network using its trained parameters and taking as input the output of the previous sub-network. This operation can be easily parallelized and each sub-network can be solved independently. Then, we take the computed neuron importance scores per layer and apply them to the main deep neural network. Since these layers were solved independently, we fine tune the network for one epoch to back-propagate the error across the network. The created sub-network can be generalized across different datasets and yields marginal loss.