

Searching for heavy Higgs in supersymmetric final states at the LHC

**Amit Adhikary,^a Biplob Bhattacharjee,^a Rohini M. Godbole,^a Najimuddin Khan,^a
Suchita Kulkarni^b**

^a*Centre for High Energy Physics, Indian Institute of Science, Bengaluru - 560012, India*

^b*Institut für Hochenergiephysik, Österreichische Akademie der Wissenschaften,
Nikolsdorfer Gasse 18, 1050 Wien, Austria*

E-mail: amitadhikary@iisc.ac.in, biplob@iisc.ac.in, rohini@iisc.ac.in,
najimuddink@iisc.ac.in, suchita.kulkarni@oeaw.ac.at

ABSTRACT: In this work, we analyse and demonstrate possible strategies to explore extended Higgs sector of the Minimal Supersymmetric Standard Model (MSSM). In particular we concentrate on heavy Higgs decays to electroweakinos. We analyse the Higgs to electroweakino decays in the allowed MSSM parameter space after taking into account 13 TeV LHC searches for supersymmetric particles and phenomenological constraints such as flavour physics, Higgs measurements and dark matter constraints. We explore some novel aspects of these Higgs decays. The final states resulting from Higgs to electroweakino decays will have backgrounds arising from the Standard Model as well as direct electroweakino production at the LHC. We demonstrate explicit kinematical differences between Higgs to electroweakino decays and associated backgrounds. Furthermore, we demonstrate for a few specific example points, optimised analysis search strategies at the high luminosity LHC (HL-LHC) run. Finally, we comment on possible search strategies for heavy Higgs decays to exotic final states, where the lightest chargino is long lived and leads to a disappearing track at the LHC.

Contents

1	Introduction	2
2	Benchmark scenarios and their features	4
3	pMSSM random scan	11
3.1	Scan results	13
3.2	Mono-Z event kinematics	15
3.3	LLCP kinematics	19
4	Collider analysis	20
4.1	The mono-Z final state	25
4.1.1	The $\ell\ell + \cancel{E}_T$ channel	25
4.2	The mono-h final state	31
4.2.1	The $b\bar{b} + \cancel{E}_T$ channel	31
4.2.2	The $\gamma\gamma + \cancel{E}_T$ channel	36
5	Long lived charged particle (LLCP)	40
5.1	Decay fraction of LLCP at various tracker ranges in the detector	41
5.2	Probing charged Higgs via LLCP signature	44
5.2.1	$\ell\ell + \text{LLCP}$	46
5.2.2	$b\bar{b} + \text{LLCP}$	47
5.2.3	$\gamma\gamma + \text{LLCP}$	48
6	Conclusion	50
A	Random scan results	51
B	Parton level kinematics	52
C	Summarising the cross sections and generator level cuts for the SM back-grounds	52

1 Introduction

In the search for extensions of the Standard Model, the pursuit of extended Higgs sector remains an important avenue to determine whether the Standard Model (SM) Higgs is the only elementary scalar or is a part of family. Such heavy Higgs is being searched for at the LHC via its decays to the SM final states. The Minimal Supersymmetric Standard Model (MSSM) is an example where such an extended Higgs sector necessarily arises and contains two Higgs doublets [1–4]. The MSSM Higgs sector at tree level can be described completely by only two parameters, *viz.* the ratio of the vacuum expectation value (vev) of the two Higgs doublets, $\tan\beta$ and the pseudoscalar Higgs mass, M_A . There are five Higgses in this model as compared to only the one in the SM. These are two neutral scalar Higgses (h, H), one neutral pseudoscalar Higgs (A) and two charged Higgses (H^\pm). The neutral heavy Higgs boson can be produced at the LHC via the gluon-gluon fusion (ggH) or the bottom quark annihilation (bbH). The associated heavy Higgs production and vector boson fusion channels are suppressed due to alignment limit implied by observed properties of the SM Higgs. The relative strength of the two modes depends on $\tan\beta$, which encodes the ratio of vacuum expectation values. A similar consideration also determines the dominant decay mode of the heavy Higgs. Note that WW/ZZ final states are suppressed due to alignment limit. At large $\tan\beta$, heavy Higgs coupling to down-type quark and leptons become important. Therefore the $b\bar{b}$ fusion production rate ($b\bar{b} \rightarrow H/A$) dominates over the gluon fusion mode and the branching ratio for $H/A \rightarrow \tau^+\tau^-$ becomes large. This channel, $b\bar{b} \rightarrow H/A \rightarrow \tau^+\tau^-$ probes low M_A and high $\tan\beta$ parameter space [5]. These probes are further complemented with $gg \rightarrow H/A \rightarrow hh$ [6–8] and $gg \rightarrow H/A \rightarrow t\bar{t}$ [9, 10] searches in the low $\tan\beta$ parameter space.

Despite these searches, a large part of heavy Higgs parameter space remains allowed, particularly in the intermediate $\tan\beta$ regime. This intermediate $\tan\beta$ regime is particularly difficult to probe via the Standard Model (SM) final states as the heavy Higgs branching ratio to SM final states is taken over by the Higgs decays to supersymmetric particles if kinematically allowed. Among supersymmetric particles, the most interesting sector is the electroweakino sector of the MSSM. Due to comparatively weaker LHC limits, the heavy Higgs to decays into these final states are still possible. The MSSM electroweakino sector consists of four neutralinos and two charginos. The neutralinos ($\tilde{\chi}_1^0, \tilde{\chi}_2^0, \tilde{\chi}_3^0, \tilde{\chi}_4^0$) are mixtures of the gauginos *i.e.* bino (\tilde{B}^0), wino (\tilde{W}^0) and higgsinos *i.e.* $\tilde{H}_u^0, \tilde{H}_d^0$. Similarly the charged components of the gaugino *i.e.* \tilde{W}^\pm and higgsino *i.e.* $\tilde{H}_u^\pm, \tilde{H}_d^\pm$ mix to form 2 chargino mass eigenstates ($\tilde{\chi}_1^\pm, \tilde{\chi}_2^\pm$). We refer to them as electroweakinos. The heavy Higgs can

therefore decay into any combination of these four neutralinos or two charginos depending on phase space and couplings. This gives rise to multiple heavy Higgs decay modes. We collectively label such decays of heavy Higgs to supersymmetric (susy) final state as Higgs to susy decays throughout this work.

Complementary to the heavy Higgs searches [11], multiple LHC searches for direct electroweakino production exist. These target electroweakino production via SM mediators i.e. Z, W, γ and decays into SM final states in association with missing energy (\cancel{E}_T). Such production modes however require off-shell SM mediators as the collider searches constrain the electroweakino masses above 100 GeV over a large region of parameter space. Production of electroweakinos via heavy Higgs decays on the other hand can target on-shell heavy Higgs as a mediator, yielding distinct kinematics in the final states. This presents another opportunity to search for extended Higgs sector beyond the SM final states discussed before. To exploit the kinematic features and suggest further search strategies for heavy Higgs sector is the main aim of our work.

There have been several studies on the phenomenological aspects of heavy Higgs decays to electroweakinos [12–28]. Collectively these studies demonstrated the importance of mono-X ($X = j, W^\pm, h, Z, \gamma$) final states while exploring heavy Higgs to susy decays, and demonstrated the LHC potential to do so. In particular, a recent study [27], demonstrates the reach of HL-LHC for heavy Higgs decays to susy particles in dilepton plus missing energy final state within the MSSM. This study uses the so called clustered transverse mass m_{CT} variable for discrimination between the Higgs to susy signal and the SM backgrounds. It considers only ggH production mode and finally, it does not include direct production of susy backgrounds which also leads to mono-X final states. Going beyond these previous studies, in this work we add the backgrounds arising from direct susy production, consider ggH and bbH Higgs production modes separately and demonstrate the HL-LHC potential to probe Higgs to susy decays in multiple final states.

We employ a strategy similar to the one considered by a recent CMS search [29]. The principle difference between our studies and that of the search is that we target the ggH and bbH production modes separately. We furthermore study the effects of additional b-jets in signal distributions. Finally, we specifically consider susy models, which are not considered in the CMS analysis. It will none-the-less be interesting to recast the CMS search to understand the reach for models considered in this work. This is beyond the scope of the work and we leave it for future studies.

With respect to signal over background optimisation, a particularly interesting situation arises while analysing Higgs decays to chargino. In general within the MSSM parameter space, the lightest chargino can be long lived [30, 31], particularly if it is wino-like. Should the heavy Higgs branching ratio to chargino be large, it can lead to heavy stable charged particles or disappearing tracks at the LHC, which have very little background from other

sources in detector. In the final part of our work, we elaborate such possible decay modes and suggest a few strategies for searches.

The plan of the paper is as follows: we investigate a few benchmark scenarios and discuss Higgs to susy cross sections in section 2. In section 3, we discuss the numerical setup of our 19 dimensional MSSM parameter space scan and demonstrate the cross sections for mono-X final states, we also explore salient kinematical differences between signal and background distributions. From here onwards we specifically look at the impact of resonance mediated susy production on the event kinematics, we explicitly demonstrate the impact of presence of a resonance. In section 4 we propose for a few benchmark points, optimised set of cuts leading to several different significances. We furthermore present a benchmark study of LLP in section 5. Finally in section 6, we conclude.

2 Benchmark scenarios and their features

The relative hierarchy of the higgsino-gaugino mass parameters affect the gaugino-higgsino content of the mass eigenstate electroweakinos. The heavy higgs decays to electroweakinos, if kinematically allowed, are enhanced if both the gaugino and higgsino content are sizable, as this maximises the couplings of the heavy Higgs with the electroweakinos. The same hierarchy also affects the direct production of electroweakinos due to its effect on couplings of the SM particles to them as well as on their masses. We comment on the relative importance of the two modes, one where electroweakinos are produced via heavy Higgs decays and the other direct electroweakino production. To illustrate possible Higgs to susy decay modes and resulting final state at the LHC, in this section we consider three different gaugino - higgsino mass hierarchies. These hierarchies are responsible for generating either bino - higgsino or wino - higgsino-like light electroweakinos. We also compare and contrast this with direct production of electroweakinos via SM mediators.

To illustrate this case by case, we select a few benchmark scenario in the MSSM parameter space and discuss some salient features of the Higgs and electroweakino sector. No experimental constraints are applied at this point for benchmark choices. We have however taken care to keep the lightest Higgs boson mass within $122 - 128$ GeV [32]. An investigation of allowed parameter space by including all experimental constraints will be discussed in section 3. The MSSM parameters are chosen as follows,

$$\begin{aligned} M_A &= 1 \text{ TeV}, \quad 4 < \tan\beta < 20, \quad M_3 = 5 \text{ TeV}, \quad A_t = -5 \text{ TeV}, \\ A_{e,\mu,\tau,u,d,c,s,b} &= 0, \quad M_{\tilde{e}_L, \tilde{\mu}_L, \tilde{\tau}_L, \tilde{e}_R, \tilde{\mu}_R, \tilde{\tau}_R} = 5 \text{ TeV}, \\ M_{\tilde{Q}_{1L}, \tilde{Q}_{2L}, \tilde{Q}_{3L}} &= 5 \text{ TeV}, \quad M_{\tilde{u}_R, \tilde{d}_R, \tilde{c}_R, \tilde{s}_R, \tilde{t}_R, \tilde{b}_R} = 5 \text{ TeV}. \end{aligned} \tag{2.1}$$

Keeping these parameters fixed, we change the gaugino and higgsino mass parameters which results in different possible scenarios, as we discuss below.

Case-1

In this scenario, we fix the wino mass parameter M_2 at 1500 GeV and vary the higgsino and bino masses. This results in a mixed bino - higgsino like scenario.

Case-1a :

The higgsino and bino mass parameters are chosen as $\mu = 450$ GeV and $M_1 = 370$ GeV. Therefore, the LSP ($\tilde{\chi}_1^0$) becomes bino-higgsino mixture (bino fraction 89.72 %, higgsino fraction 10.26 %), the 2nd lightest neutralino ($\tilde{\chi}_2^0$) is higgsino-like (higgsino fraction 99.83 %) and the $\tilde{\chi}_3^0$ is mixed state of bino and higgsino (bino fraction 10.16 % and higgsino fraction 89.56 %). In Fig 1 we plot the resulting branching ratios as a function of $\tan \beta$. For phase space reasons, the heavy Higgs decays to susy particle always involves one $\tilde{\chi}_1^0$ while the other can be $\tilde{\chi}_2^0/\tilde{\chi}_3^0$. The $H \rightarrow \tilde{\chi}_1^0 \tilde{\chi}_2^0$ and $A \rightarrow \tilde{\chi}_1^0 \tilde{\chi}_3^0$ branching fractions can be as large as $\sim 19\%$ and $\sim 13\%$ respectively, depending on the value of $\tan \beta$. Owing to the large bino-fraction, the branching ratio for the $\tilde{\chi}_1^0$ pair production can be at most $\sim 2\%$ (5%) from H (A) decay.

Direct production of such neutral electroweakinos is however suppressed as neutralino coupling to Z requires a purely higgsino like nature, the only available channel here being neutralino production via SM Higgs.

These electroweakinos further decay to $\tilde{\chi}_1^0$ in association with a SM final state. The $\tilde{\chi}_2^0$ and $\tilde{\chi}_3^0$ decay via a Z boson with a 100% branching ratio due to available phase space and coupling structure. This gives rise to mono-Z + \cancel{E}_T signature at the LHC.

Along with the decays of heavy Higgs to electroweakino final states, it is also interesting to note that the heavy Higgs itself can be produced in cascade decays of heavier electroweakinos. In the benchmark scenario considered, the heaviest neutralino, $\tilde{\chi}_4^0$ being heavier than the heavy Higgses, (H/A) can decay via $\tilde{\chi}_4^0 \rightarrow (H/A) + (\tilde{\chi}_1^0/\tilde{\chi}_{2,3}^0)$ final state. This branching ratio can reach up to $\sim 4\%$ in this scenario. This process is important because if this branching is significant then this can contribute to the production of heavy Higgs. At the same time, current limits on heavy Higgs mass requires the progenator electroweakinos to be heavy thus limiting the reach of LHC for such processes. These processes might nonetheless be interesting at future 100 TeV colliders. A detailed investigation is however beyond the scope of this work and we leave it for future considerations.

Case-1b :

In this scenario, the higgsino mass parameter is fixed at $\mu = 450$ GeV and the bino mass parameter is chosen to be $M_1 = 300$ GeV. Hence like in the previous case, gaugino and higgsino composition are similar except $\tilde{\chi}_1^0$ becomes bino-like (bino fraction 95.80 %). The main difference in this scenario as compared to the previous one is the difference between

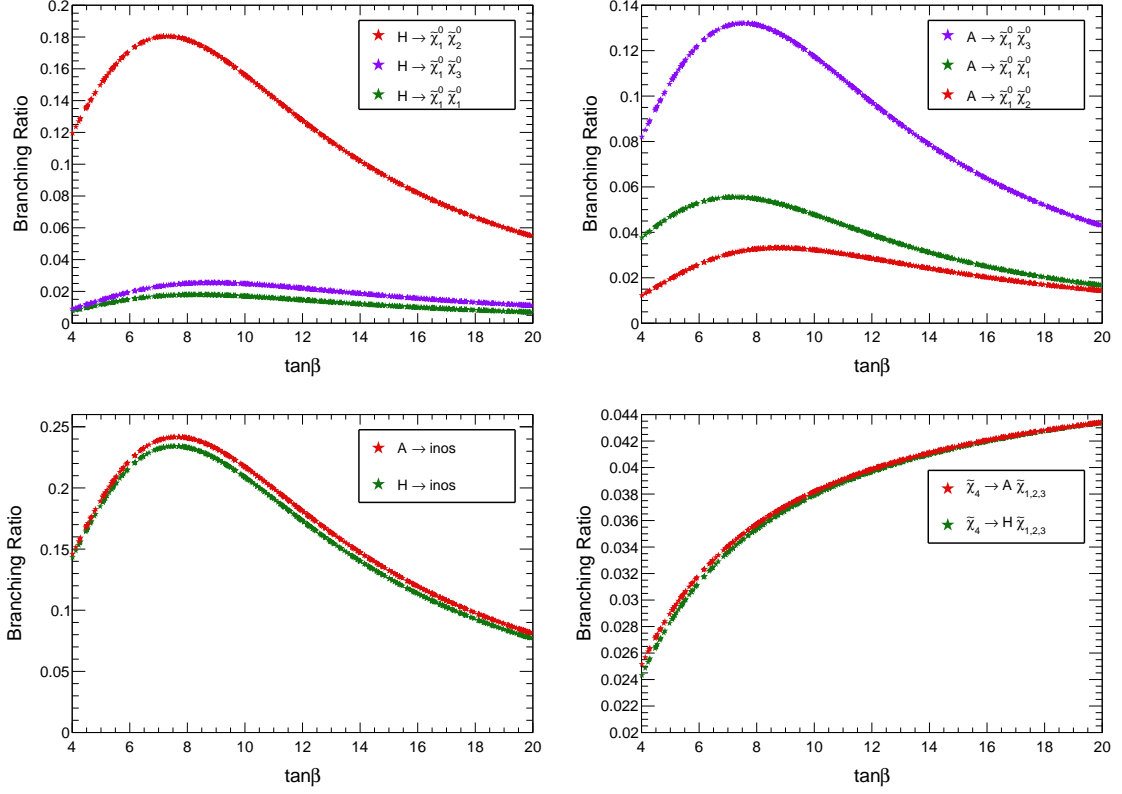


Figure 1: Dominant branching ratios for heavy CP-even and CP-odd Higgs decays to individual electroweakino modes (top panel), the total branching ratio for two heavy Higgs (bottom left), branching ratio of heaviest neutralino decays to heavy Higgs (bottom right) for the case-1a. The wino, bino, higgsino mass parameters M_2, M_1, μ are fixed at 1500, 450 and 370 GeV and $\tan\beta$ is varied.

M_1 and μ mass parameter, which is more than the SM Higgs mass. We display the heavy Higgs to electroweakino branching ratios as a function of $\tan\beta$ in Fig. 2. The heavier neutralinos *viz.* $\tilde{\chi}_2^0$ and $\tilde{\chi}_3^0$ can also decay to the LSP via SM Higgs boson. Since $\tilde{\chi}_2^0$ is higgsino-like, it dominantly decays to $\tilde{\chi}_2^0 \rightarrow \tilde{\chi}_1^0 + Z$ (BR $\sim 98.17\%$) which will give rise to the mono- $Z + \cancel{E}_T$ final state, however since $\tilde{\chi}_3^0$ is admixture of bino and higgsino state it dominantly decays to $\tilde{\chi}_3^0 \rightarrow \tilde{\chi}_1^0 + h$ (BR $\sim 93.98\%$). This can lead to a mono-h + \cancel{E}_T signature at the collider.

Case-1c :

In the final variation of case-1, we change the bino mass parameter to even lower value, $M_1 = 100$ GeV. Here we get a bino-like LSP (bino fraction 98.73 %) and two higgsino state, *viz.* $\tilde{\chi}_2^0, \tilde{\chi}_3^0$ (higgsino fraction 98.53 %, 99.80 % respectively). As the neutralino nature in this case is more distinct than mixed cases discussed previously, the direct production

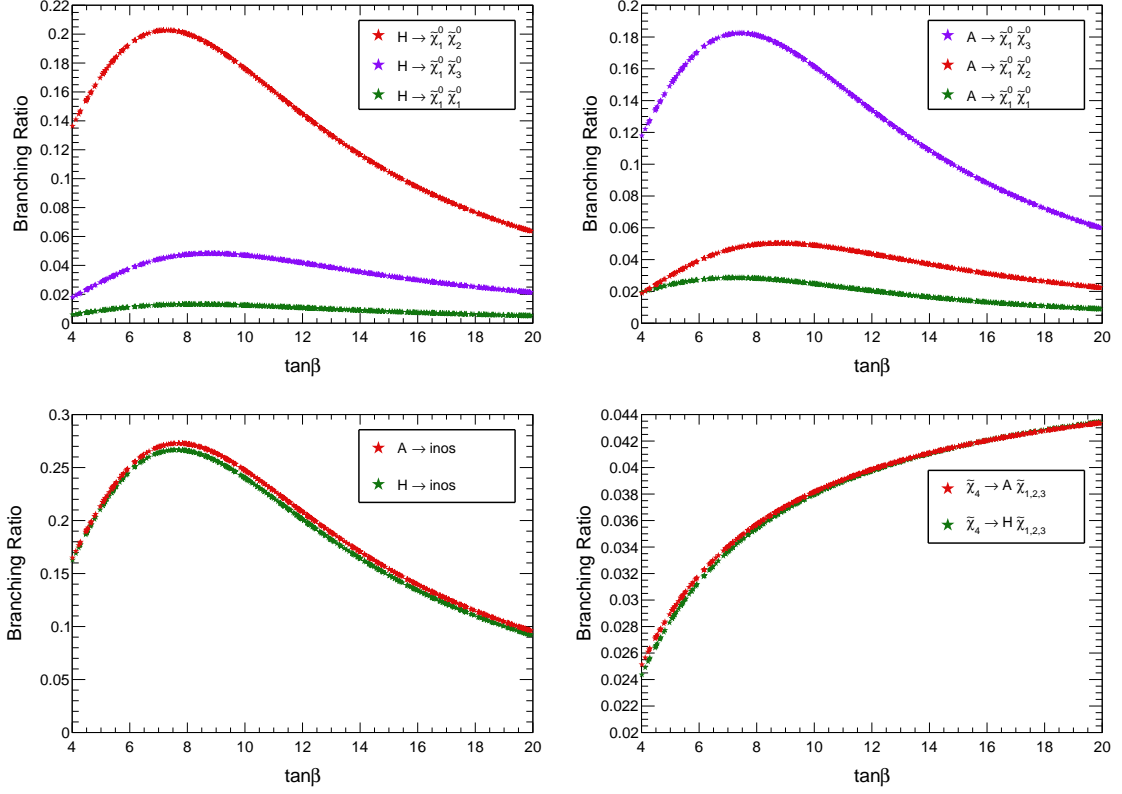


Figure 2: Dominant branching ratios for heavy CP-even and CP-odd Higgs decays to individual electroweakino modes (top panel), the total branching ratio for two heavy Higgs (bottom left), branching ratio of heaviest neutralino decays to heavy Higgs (bottom right) for the case-1b. The wino, bino, higgsino mass parameters M_2, M_1, μ are fixed at 1500, 300 and 450 GeV and $\tan\beta$ is varied.

of pure higgsino state is possible. The following decay processes can give rise to mono-X final state topologies, *viz.*

$$\begin{aligned}
 pp &\rightarrow \tilde{\chi}_2^0 \tilde{\chi}_2^0, \tilde{\chi}_2^0 \rightarrow \tilde{\chi}_1^0 + h \\
 pp &\rightarrow \tilde{\chi}_2^0 \tilde{\chi}_3^0, \tilde{\chi}_2^0 \rightarrow \tilde{\chi}_1^0 + h, \tilde{\chi}_3^0 \rightarrow \tilde{\chi}_1^0 + Z \\
 pp &\rightarrow \tilde{\chi}_3^0 \tilde{\chi}_3^0, \tilde{\chi}_3^0 \rightarrow \tilde{\chi}_1^0 + Z.
 \end{aligned}$$

Here, the $\tilde{\chi}_2^0, \tilde{\chi}_3^0$ can decay to $\tilde{\chi}_1^0$ with rate, $BR(\tilde{\chi}_2^0 \rightarrow \tilde{\chi}_1^0 h) \sim 85.93\%$ and $BR(\tilde{\chi}_3^0 \rightarrow \tilde{\chi}_1^0 Z) \sim 88.13\%$. The branching ratios of heavy Higgs to electroweakinos are shown in Fig. 3. The generic features for this scenario remain the same as in cast-1b, however in this hierarchy, the $\tilde{\chi}_2^0$ decays to h while the $\tilde{\chi}_3^0$ decays to Z final state.

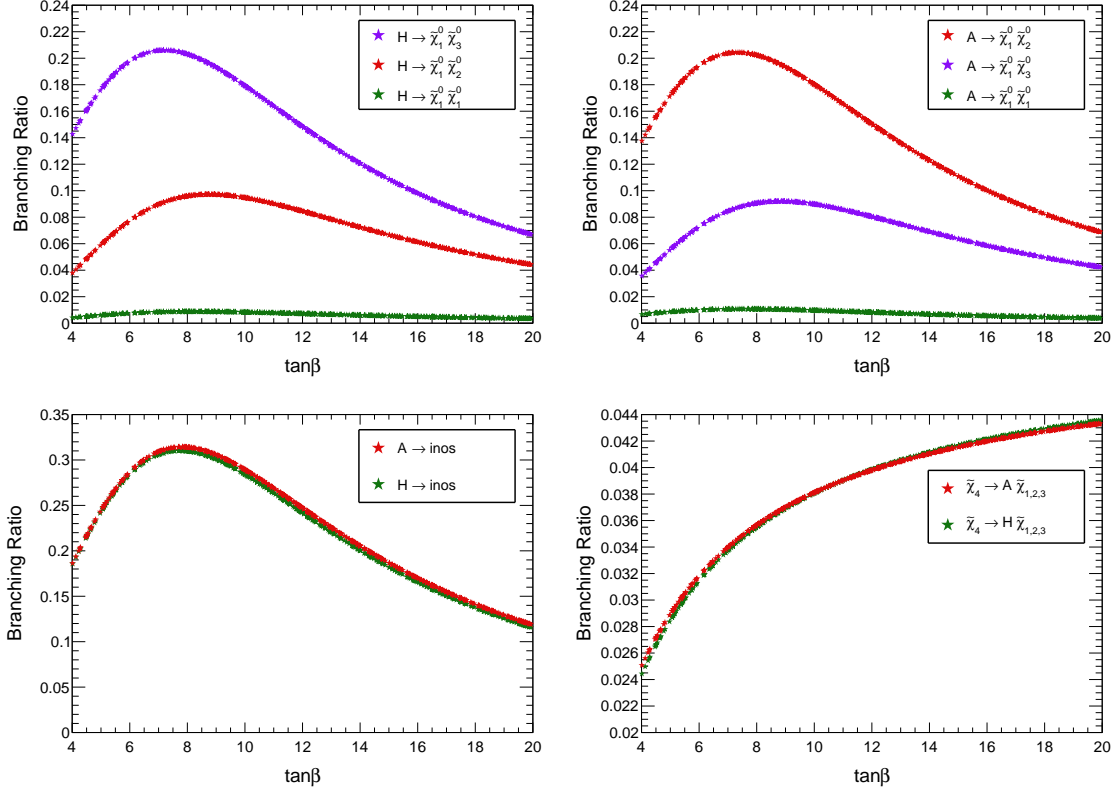


Figure 3: Dominant branching ratios for heavy CP-even and CP-odd Higgs decays to individual electroweakino modes (top panel), the total branching ratio for two heavy Higgs (bottom left), branching ratio of heaviest neutralino decays to heavy Higgs (bottom right) for the case-1c. The wino, bino, higgsino mass parameters M_2, M_1, μ are fixed at 1500, 100 and 450 GeV and $\tan\beta$ is varied.

Case-2 :

As opposed to previous benchmark where we considered a mixed bino-higgsino benchmark, we now discuss the phenomenological properties of a mixed higgsino - gaugino scenario. This is acquired by considering near degenerate M_1, M_2, μ . We select the mass parameters as $M_1 = 300$ GeV, $\mu = 350$ GeV and $M_2 = 400$ GeV, hence resulting in electroweakinos which are mixed state of both the gaugino and higgsino components. As we fix heavy Higgs (H/A) mass at 1 TeV, it can decay to any neutralino/chargino pair. The dominant branching ratios are shown in Fig 4. The heavy Higgs dominantly decays to electroweakinos with maximum branching ratio of 80% depending on the $\tan\beta$ which is an advantage for searching for heavy Higgs via resonant electroweakino production. It should also be noted that because of the degenerate soft mass parameters, direct production of pure higgsino or gaugino state is highly suppressed. This scenario therefore shows the following unique final state properties. The $\tilde{\chi}_2^0$ and $\tilde{\chi}_3^0$ can decay to the LSP via 2-body decay as well as

3-body decay. The 3-body decays with appreciable branching ratio are the following.

$$\tilde{\chi}_2^0 (\tilde{\chi}_3^0) \rightarrow \tilde{\chi}_1^0 + \ell^+ + \ell^- \text{ (BR} \sim 6.15 \text{ (9.84) \%)}$$

$$\tilde{\chi}_2^0 (\tilde{\chi}_3^0) \rightarrow \tilde{\chi}_1^0 + q + \bar{q} \text{ (BR} \sim 40.47 \text{ (64.52) \%)}$$

$$\tilde{\chi}_2^0 (\tilde{\chi}_3^0) \rightarrow \tilde{\chi}_1^0 + \nu + \bar{\nu} \text{ (BR} \sim 12.36 \text{ (19.71) \%)}$$

where $\ell = e, \mu, \tau$; $q = u, d, s, c, b$ and $\nu = \nu_e, \nu_\mu, \nu_\tau$. The two body decay (via loop) includes,

$$\tilde{\chi}_2^0 (\tilde{\chi}_3^0) \rightarrow \tilde{\chi}_1^0 + \gamma \text{ (BR} \sim 3.09 \text{ (1.86} \times 10^{-2} \text{) \%)}$$

These can give rise to different possible final state signatures at the collider, *viz.* (2/3/4)-lepton + \cancel{E}_T , 2-lepton + jets + \cancel{E}_T , 2-lepton + γ + \cancel{E}_T , 2γ + \cancel{E}_T etc. The lightest chargino *i.e.* $\tilde{\chi}_1^\pm$ also decays via 3-body decay, *viz.*

$$\tilde{\chi}_1^\pm \rightarrow \tilde{\chi}_1^0 + q + \bar{q}' \text{ (BR} \sim 66.80 \text{ \%)}$$

$$\tilde{\chi}_1^\pm \rightarrow \tilde{\chi}_1^0 + \ell + \nu \text{ (BR} \sim 33.28 \text{ \%)}$$

where $q = u, c$ and $q' = d, s$. So, we can get multi-lepton + \cancel{E}_T , multi-jet + \cancel{E}_T and lepton + jets + \cancel{E}_T final state from chargino pair production. This scenario therefore demonstrates a rich structure of final states which can potentially be probed at the LHC.

Case-3 :

Instead of decoupled wino-like state as done in case-1, if we rather consider wino-like LSP ($\tilde{\chi}_1^0$), the lightest chargino can have longer lifetime. Heavy Higgs decays to such long lived states give rise to charged tracks at the collider and present another interesting set of collider signatures. To obtain such a long lived chargino, we fix

$$M_1 = 1000 \text{ GeV, } M_2 = 300 \text{ GeV, } \mu = 500 \text{ GeV.}$$

It should be noted that the chargino must contain some fraction of higgsino as the heavy Higgs only decays to an admixture of gaugino higgsino states. This necessitates considering low μ as well as M_2 . We plot the resulting branching ratios in Fig. 6. The branching ratio of heavy CP-even Higgs to pair of light charginos is about 6% while the branching ratio of CP-odd Higgs to chargino pair can be as large as 14% for this choice of parameters.

Computing the correct chargino lifetime for such analysis however non-trivial. From theoretical calculation [33–35], the wino-like and higgsino-like chargino can have a decay length \sim a few cm and \sim mm– μ m respectively. In case of the wino-like chargino, the mass difference between the charged and neutral wino state at the tree level is suppressed by a factor of $\sim \frac{m_W^4}{\Lambda^3}$ where $\Lambda \sim \mu, M_1$, ($\mu, M_1 \gg m_W$). Here the mass splitting arises from loop-corrections to make the chargino long-lived. On the other hand, the mass splitting

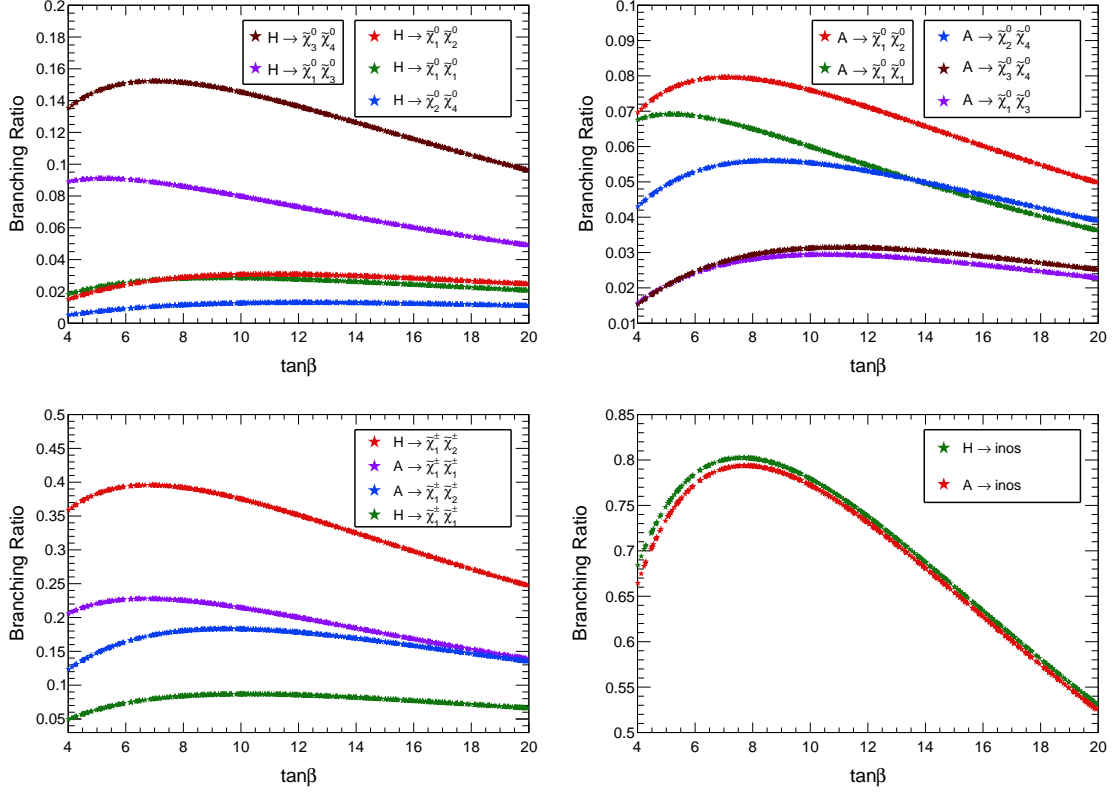


Figure 4: Dominant branching ratios for heavy CP-even and CP-odd Higgs decays to individual electroweakino modes (top panel), the total branching ratio for two heavy Higgs (bottom right), branching ratio of heavy Higgs decaying to charginos (bottom left) for the case-2. The wino, bino, higgsino mass parameters M_2, M_1, μ are fixed at 400, 300 and 350 GeV and $\tan\beta$ is varied.

between the higgsino-like chargino and neutralino arises at the tree level and the one-loop corrections are generally small. Predictions for lifetime from spectrum generator depend on whether such loop corrections are accounted for. Here we use **Suspect2** [36] to generate the mass spectrum of susy particles. Since the loop corrections to the chargino and neutralino mass matrix are absent in **Suspect2**, the mass difference between wino-like $\tilde{\chi}_1^\pm$ and $\tilde{\chi}_1^0$ is negligibly small and results in a large the chargino decay length, $\sim \text{km}$ range (green line in left plot of Fig. 5). In the right plot of Fig. 5, we compare this mass splitting between the lightest chargino and neutralino, generated by **Suspect2** with the actual one-loop result where the 1-loop data has been taken from the Fig.3 of [33] for the case of $\mu = 2M_2$.

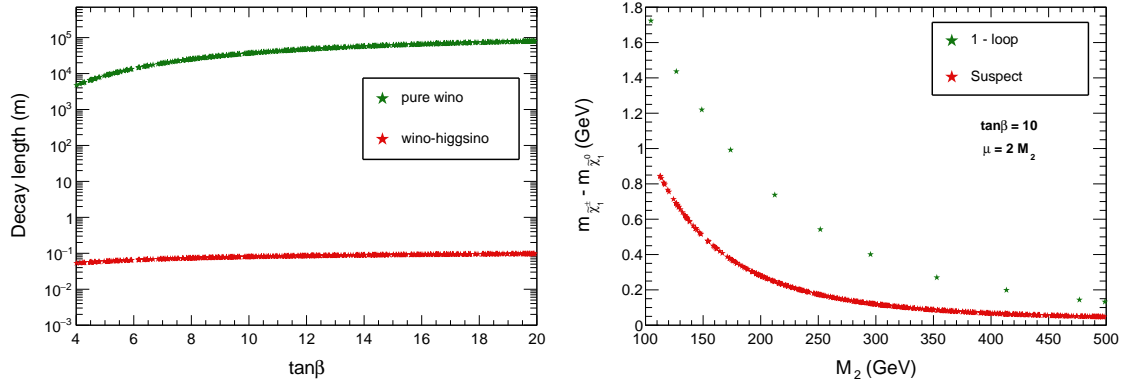


Figure 5: Decay length of a charged wino in pure wino state (green) and mixed state of wino-higgsino (red) in Suspect (left), and comparison of mass splitting ($\Delta m_{\tilde{\chi}_1^\pm - \tilde{\chi}_1^0}$) between Suspect and 1-loop result (right).

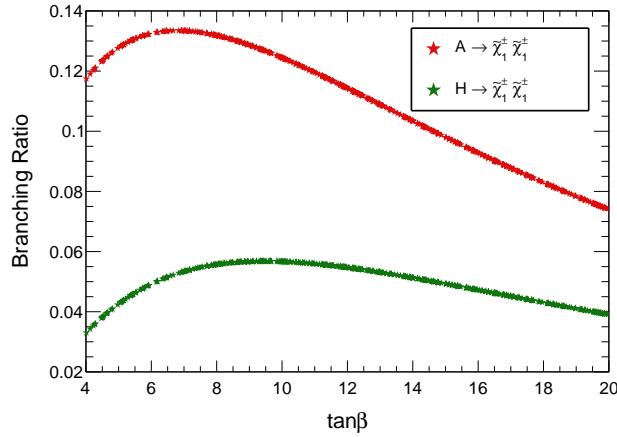


Figure 6: Branching ratio for the decay of heavy Higgs to lightest chargino pair as a function of $\tan\beta$ with fixed, bino, wino and higgsino parameters at $M_1 = 1000$ GeV, $M_2 = 300$ GeV, $\mu = 500$ GeV.

3 pMSSM random scan

It has been previously shown that the heavy neutral Higgs boson in the MSSM has a significant branching ratio to susy final states [23, 26, 37, 38]. It is however important to analyse the phenomenologically viable parameter space and understand the signal cross sections of heavy Higgs to susy final states. In order to achieve this, a large scan within 19 dimensional pMSSM using random scan was performed. Table 1 details the ranges of the scan. The points resulting from the random scan were compatible with dark matter direct detection constraints [39], the flavour physics constraints [40, 41], LEP constraints [42] and Higgs signal strengths as well as searches for heavy Higgs at the colliders. These constraints

were checked using micromegas [43], HiggsSignals, HiggsBounds [44–48]. It is important to note that no constraints on the relic density of the dark matter were applied. In doing so, we allow for the possibility of a non-thermal history in the early Universe. The resulting points were then passed through SUSY-AI [49] and SModelS-1.2.2 [50–54] in order to test against the LHC 8 and 13 TeV constraints. SModelS contains up to 36 fb^{-1} results from the susy searches at ATLAS [55–79] and CMS [80–118], therefore, the most recent updates of susy searches with higher luminosity have not been accounted for. For SModelS, the production cross sections were computed with Pythia8 [119, 120], the branching ratios with SUSY-HIT [121], NLO corrections to the production cross sections were evaluated using NLL-FAST [122–128]. Finally, it should be noted that there is a basic difference in the way SUSY-AI and SModelS evaluates LHC constraints. SUSY-AI uses machine learning techniques to infer the viability of a MSSM parameter point based on the existing public results from ATLAS pMSSM analysis [129]. SModelS on the other hand uses simplified model technology to decompose the input spectra into the corresponding simplified model topologies. It compares the theory cross sections resulting from decomposition procedure with the corresponding experimental results. While SUSY-AI is more robust than SModelS in this aspect, SModelS contains a more comprehensive and updated database of results compared to SUSY-AI. Drawing outright comparison between the two codes is therefore non-trivial.

Parameter	range	Parameter	range
M_1	[1, 1000]	M_A	[100, 2000]
M_2	[100, 1000]	μ	[0, 1000]
M_3	[700, 5000]	$\tan \beta$	[1, 60]
$m_{\tilde{e}_R, \tilde{\mu}_R}$	3000	$m_{\tilde{e}_L, \tilde{\mu}_L}$	3000
$m_{\tilde{\tau}_R}$	[80, 2000]	$m_{\tilde{\tau}_L}$	[80, 2000]
$m_{\tilde{q}_{3L}}$	[500, 10000]	$m_{\tilde{q}_{1L}, \tilde{q}_{2L}}$	3000
$m_{\tilde{t}_R}$	[500, 10000]	$m_{\tilde{b}_R}$	[500, 10000]
A_b	[-2000, 2000]	A_t	[-10000, 10000]
A_τ	[-2000, 2000]	$A_{u,d,e}$	0
$m_{\tilde{u}_R, \tilde{d}_R, \tilde{c}_R, \tilde{s}_R}$	3000		

Table 1: The ranges of MSSM parameters searched by random scan. The mass scales are in GeV units.

For direct detection, we utilised the latest results from the XENON1T collaboration [39], while the theory parameter space was appropriately rescaled by ζ where ζ is defined by $\zeta = \Omega h_{central}^2 / \Omega h_{theory}^2$, where $\Omega h_{central}^2 = 0.1189$ [130]. Here, we a parametric form of the direct detection cross section similar to [23].

Constraint name	Range
$B \rightarrow X_s \gamma$	$[2.583, 4.057] \times 10^{-4}$
$B_s \rightarrow \mu\mu$	$[1.2912, 4.8974] \times 10^{-9}$

Table 2: *Flavour physics constraints used in our random scan. We consider 10% uncertainty around central value as theoretical error which is added in quadrature with the experimental error to get the total error. This range is obtained by including two times this total error (2σ).*

3.1 Scan results

The results of our scan in particular show that $\tan\beta \gtrsim 20$ is ruled out for a heavy Higgs mass $m_A < 1$ TeV. On the other hand, all values of $5 < \tan\beta < 60$ are allowed for $m_A \gtrsim 1.65$ TeV. We will not further discuss the features of the parameter space, however this exercise demonstrates that particularly in the electroweak sector a large parameter space remains unconstrained by the current experimental searches (see Appendix A for details).

With this allowed parameter space as a base for our further studies, we concentrate on mono-X signatures at HL-LHC. As has been demonstrated before [26, 37], the heavy Higgs decays to susy particles mostly lead to mono-X final states after accounting for phenomenological constraints, hence we expect these signatures to be the most promising ones in the search for heavy Higgs to susy decays. More concretely, we calculate the yield at HL-LHC configuration for the following processes,

$$gg \rightarrow H/A \rightarrow \tilde{\chi}_1^0 \tilde{\chi}_{2,3}^0, \tilde{\chi}_{2,3}^0 \rightarrow \tilde{\chi}_1^0 (h/Z),$$

$$b\bar{b} \rightarrow H/A \rightarrow \tilde{\chi}_1^0 \tilde{\chi}_{2,3}^0, \tilde{\chi}_{2,3}^0 \rightarrow \tilde{\chi}_1^0 (h/Z).$$

In Fig. 7, we show event yield at 3 ab^{-1} for the mono-Z and mono-h final states arising from aforementioned channels as a function of m_A and $\tan\beta$. We compute the heavy Higgs production cross section using **SusHi** [131]. Furthermore, we divide event yields in two categories corresponding to ggH and bbH Higgs production processes. The production cross section is in general higher for the gg initiated Higgs production in the low m_A and low $\tan\beta$ region, therefore leads to higher event yield. Since heavy Higgs coupling to the down type quarks is proportional to $\tan\beta$, the event yield in case of $b\bar{b}$ initiated production increases for larger $\tan\beta$ values. In general the event yield reaches up to 10^5 events in ggH mode for Higgs masses less than 1 TeV, for bbH mode even larger masses can yield large number of events. This motivates development of dedicated searches for ggH and bbH mode where additional b-jets in bbH mode can be exploited to gain sensitivity as compared to ggH mode.

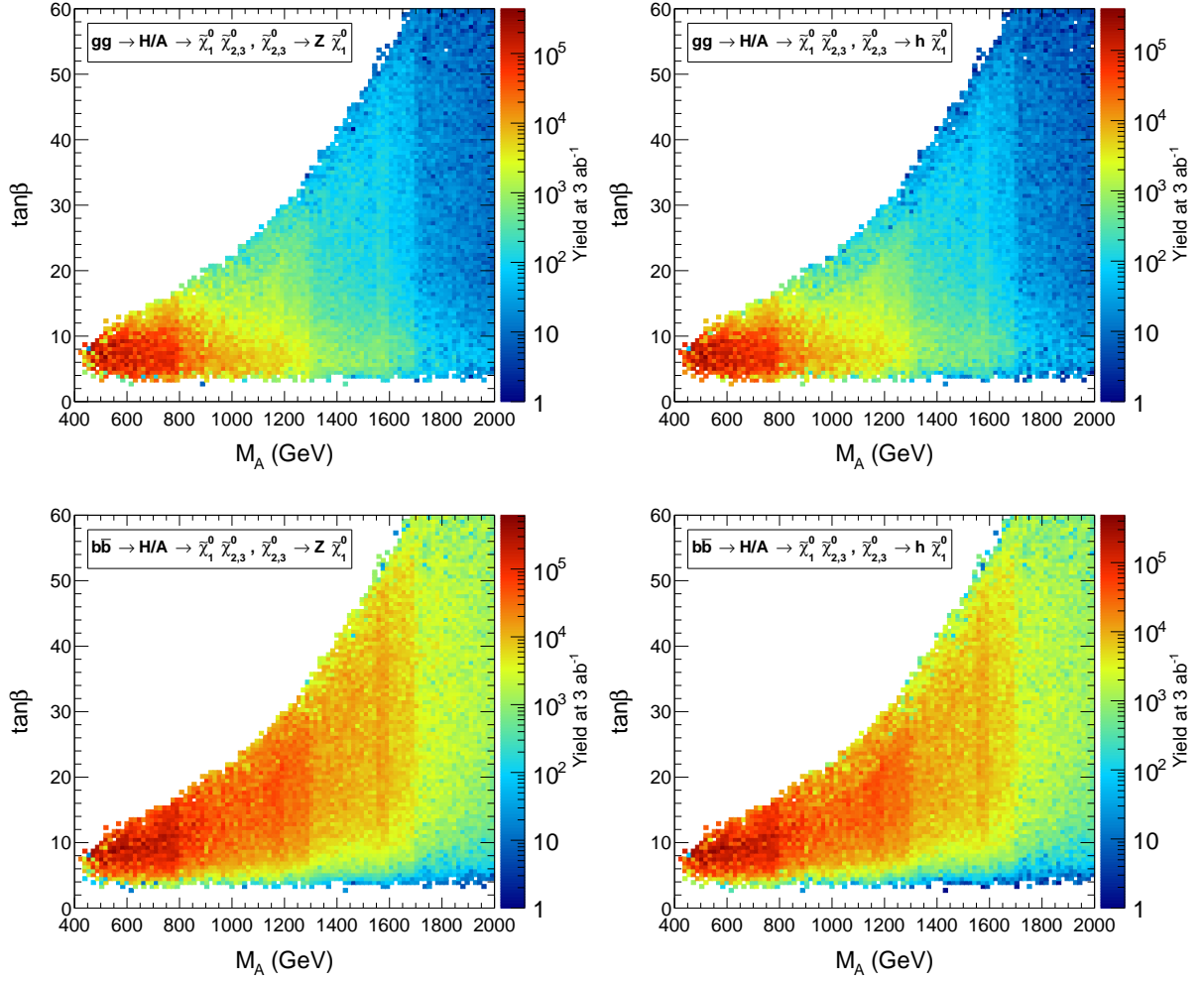


Figure 7: Event yield at 3 ab^{-1} of integrated luminosity for all points passing phenomenological constraints for gluon fusion process leading to mono-Z/h final state (top left, top right panel) while the bbH production mode leading to mono-Z/h final state (bottom left, right panel). The plots demonstrate that bbH production in general leads to high event yields for moderate $\tan\beta$ due to enhanced Yukawa couplings.

The above discussed processes correspond to prompt decays of neutralinos. In correspondence to the case-3 in section 2, we also compute the production cross section for heavy Higgs decays to long-lived $\tilde{\chi}_1^\pm$ at the HL-LHC. For this, we consider the process,

$$gg/b\bar{b} \rightarrow (H/A) \rightarrow \tilde{\chi}_1^\pm \tilde{\chi}_2^\mp, \tilde{\chi}_2^\mp \rightarrow W^\mp \tilde{\chi}_1^0.$$

We show the chargino production cross section times $Br(\tilde{\chi}_2^\mp \rightarrow W^\mp \tilde{\chi}_1^0)$ in the plane of $m_{\tilde{\chi}_2^\pm}$ vs $(m_{\tilde{\chi}_1^\pm} - m_{\tilde{\chi}_1^0})$ (top left), $m_{\tilde{\chi}_1^\pm}$ vs decay length (top right) and m_H vs $\tan\beta$ (bottom panel) in Fig. 8. Of particular importance here is the impact of two loop corrections on the chargino - neutralino mass splitting and associated change in the chargino decay length. We

have used **Suspect2** to compute the MSSM mass spectrum, this version does not include loop corrections to chargino masses. For small chargino - neutralino mass difference these corrections are particularly important. Therefore, while the qualitative features of this final state are robust, the quantitative estimates in particular for the chargino lifetimes are subject to change and have not been accounted for within this work¹. Fig. 8 demonstrates the chargino - neutralino mass difference (top left), the chargino decay length (top right), and associated cross section where the heavier chargino decays to a W boson (bottom panel). It can be seen that in general the cross sections for these processes are large and given the rather low background for searches involving disappearing track and heavy stable charged particles, such final states present an interesting avenue for heavy Higgs searches.

Apart from decays of heavy Higgs to susy final states, it is also possible to produce heavy Higgs from decays of susy particles. We alluded to this possibility in section 2 while discussing several benchmark scenarios for heavy Higgs to electroweakino final states. It is also possible that heavy Higgs emerges from cascade decays of susy particles apart from electroweakinos. We explicitly demonstrate the branching ratios for $\tilde{t}_2 \rightarrow \tilde{t}_1 H$, $\tilde{t}_2 \rightarrow \tilde{b}_1 H^+$, $\tilde{b}_2 \rightarrow \tilde{b}_1 H$ and $\tilde{b}_2 \rightarrow \tilde{t}_1 H^-$.² We calculate these branching ratios with **Susyhit** for the parameter space regions which satisfy all of the previously discussed experimental constraints. In Fig. 9, we show the branching ratios for above mentioned decay modes. For convenience we highlight points where heavy stop/sbottom masses are less than 2 TeV, while plotting all points which have a non-zero branching ratio to heavy Higgs (grey). The decay rate can reach up to 8 – 10%, however this generally requires a stop/sbottom heavier than 2 TeV, thus limiting the reach of LHC for such processes. A detailed investigation of this analysis is beyond the scope of this study however we stress the need of characterising this parameter space further and understand potential for heavy Higgs final states at the LHC. These present also an additional opportunity for exploring heavy Higgs and susy sectors at the 100 TeV collider.

3.2 Mono-Z event kinematics

Having motivated an in-depth analysis of mono-X final states in the previous subsection, we now turn our attention to understanding the salient kinematical features for these final states emerging via the decay of heavy Higgs. We will rely on these kinematic features for analysis optimization in the following sections. We expect the kinematics to be different for electroweakino resulting from decays of heavy Higgs against the ones produced via SM

¹We have also checked our scan results using the most recent version of **Suspect3-beta** [132] which accounts for full one-loop and dominant two-loop radiative corrections to the masses of electroweakinos. We get similar results as with **Suspect2**. However, the version **Suspect3-beta** is under development. Therefore, we do not use this in our analysis.

²For this plot we do not sum up CP-even and CP-odd Higgs in final state, in case it is added the branching ratios will be almost twice as large for these processes.

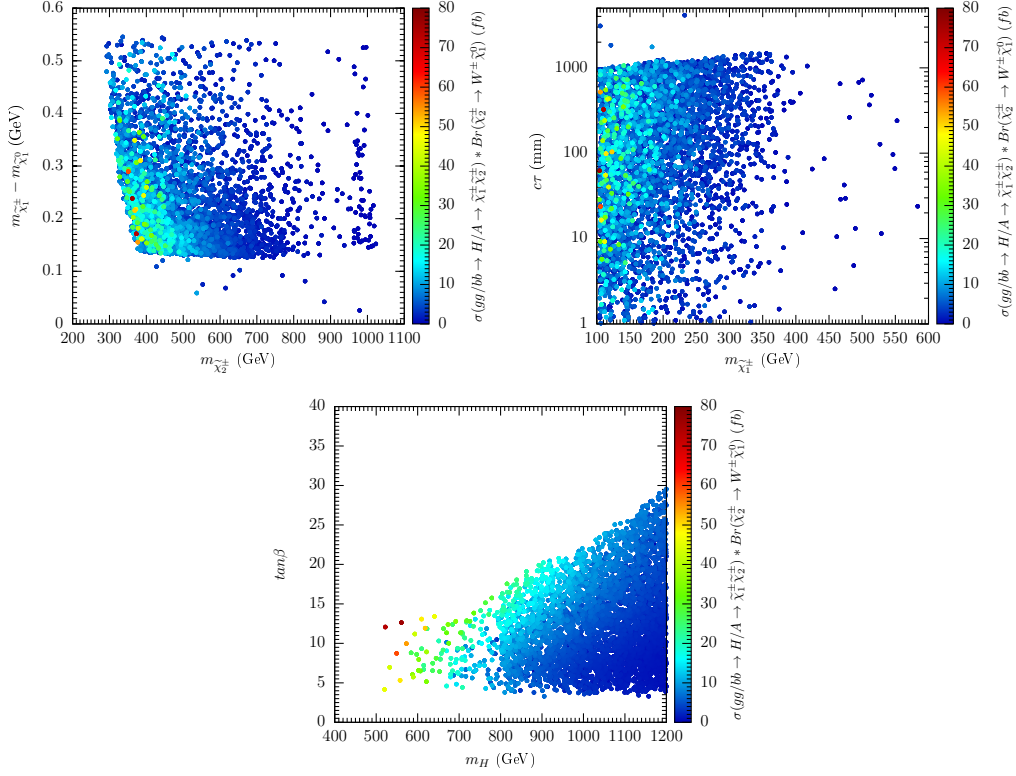


Figure 8: The event yield for $\tilde{\chi}_1^\pm$ production from heavy Higgs in $m_{\tilde{\chi}_2^\pm} - (m_{\tilde{\chi}_1^\pm} - m_{\tilde{\chi}_1^0})$, decay length - $m_{\tilde{\chi}_1^\pm}$ and $m_H - \tan\beta$ plane for all points passing phenomenological constraints. The chargino - neutralino mass difference does not include loop corrections discussed in the text. Event yields as a function of heavier chargino and chargino - neutralino mass difference (top left), as a function of lightest chargino mass and lifetime (top right) and as a function of heavy Higgs mass and $\tan\beta$ are displayed.

mediators. The reason being the heavy Higgs is produced on-shell and hence should leave an imprint of resonant production on the final state, the SM mediators responsible for direct electroweakino production on the other hand are always off-shell. In order to understand potential differences between the Standard Model (SM) mediated and the Higgs mediated production of the electroweakinos, in this section, we present several kinematic features for a few benchmark scenarios. We choose a fixed heavy Higgs mass at 800 GeV, and vary the masses of $\tilde{\chi}_2^0$ and $\tilde{\chi}_1^0$. We simulate the Higgs boson production, subsequent decays and hadronise the events using `Pythia8`. We consider only gluon gluon fusion channel. The heavy Higgs is decayed to $\tilde{\chi}_2^0 + \tilde{\chi}_1^0$ using 100% branching ratio. We further simulate decays of $\tilde{\chi}_2^0$ to $Z + \tilde{\chi}_1^0$ also using 100% branching ratios, furthermore, Z is decayed only to electron and muon final states. The events are passed through `Delphes` [133] using default ATLAS card and the resulting final state in dilepton + \cancel{E}_T is analysed. For all the distributions below, we choose events with exactly two leptons, less than equal to 2 jets in the final state

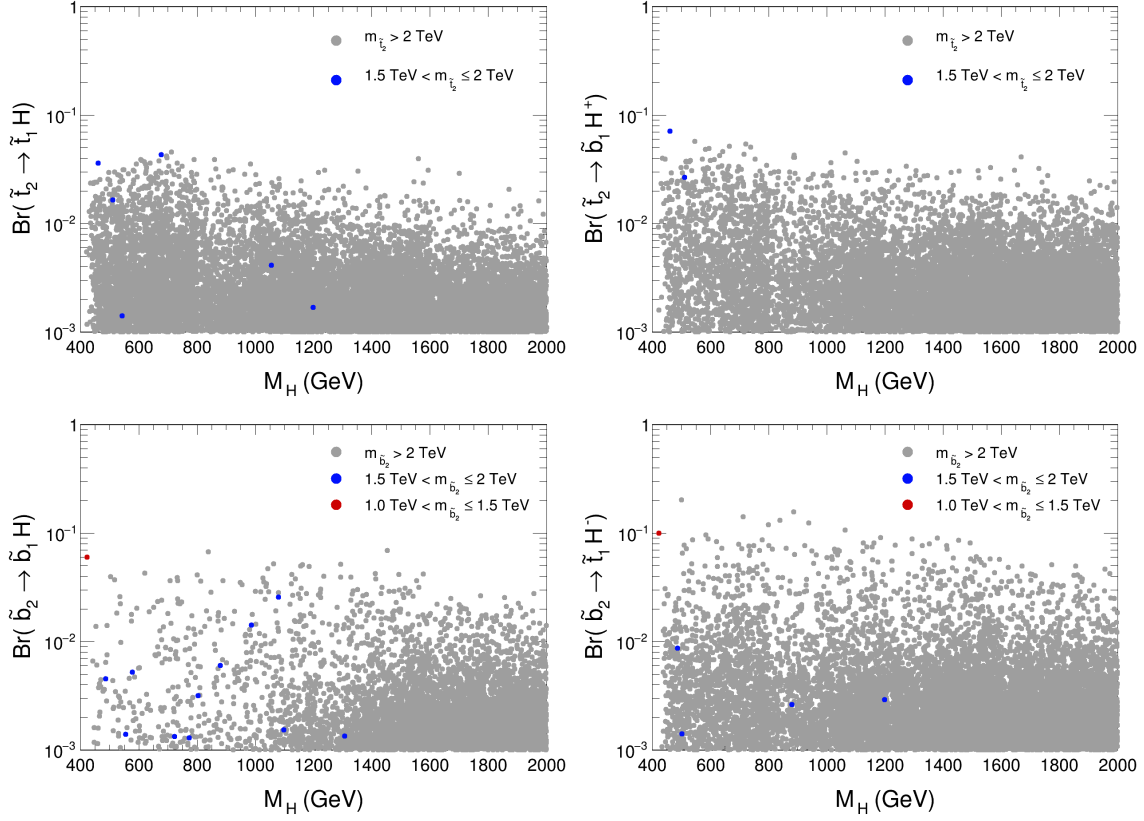


Figure 9: Branching ratios of heavy Higgs production from heavy squarks for all points passing phenomenological constraints. Points in grey are all points for which we find non-zero branching ratio to heavy Higgs final state, we highlight in blue points for which heavy stop/sbottom mass is less than 2 TeV.

with $p_T(j_1) > 30$ GeV, and $\cancel{E}_T > 100$ GeV³.

In figure 10, we plot the missing energy (left) and the ΔR between two leptons at reconstructed level (right). The dashed lines represent direct production of $\tilde{\chi}_2^0, \tilde{\chi}_1^0$ while the solid lines represent the production of same particles except via the heavy Higgs boson whose mass is fixed at 800 GeV. Three different benchmark points are chosen such that the heavy Higgs always decays onshell to $\tilde{\chi}_2^0, \tilde{\chi}_1^0$. In addition care has been taken to choose different masses to represent a range of different boosts received by final state leptons. The combination $(m_{\tilde{\chi}_2^0}, m_{\tilde{\chi}_1^0}) = (400, 300)$ GeV corresponds to the maximal allowed $(\tilde{\chi}_2^0, \tilde{\chi}_1^0)$ masses such that the decays of Higgs boson to electroweakinos and electroweakino to Z are on-shell⁴. The missing energy distribution for direct electroweakino production or

³A discussion on the difference between parton level and detector level kinematic feature of \cancel{E}_T is described in Appendix B

⁴It is possible that the electroweakinos via off-shell Z boson, however we do not consider this possibility and associated kinematics in this work.

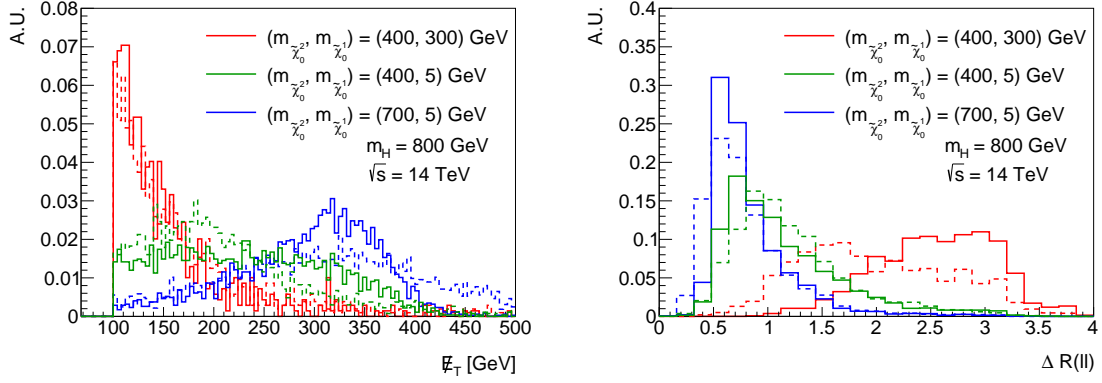


Figure 10: Normalised distributions for missing energy of the events (left) and ΔR between two leptons (right) with preselections as defined in the text for three different benchmark points. The dashed lines represent production via SM mediated processes and the solid lines represent production via heavy Higgs channel.

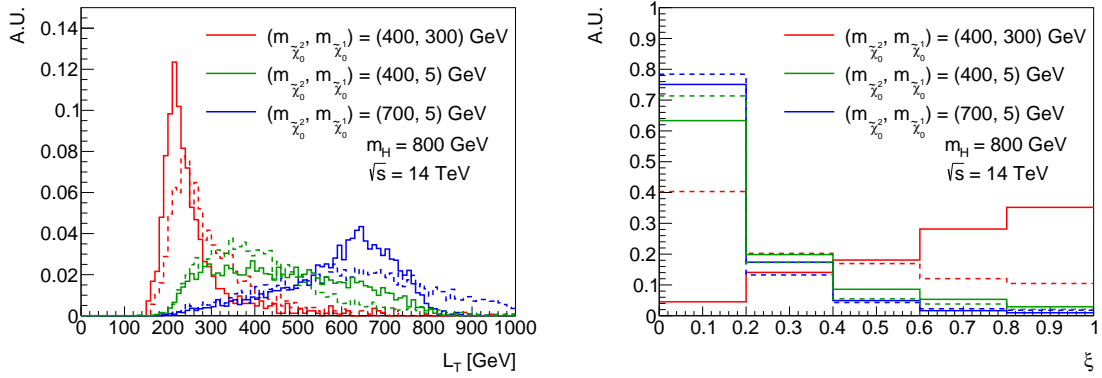


Figure 11: Normalised distributions for L_T of the events with preselections as defined in the text (left) and ξ (right) for three different benchmark points. The dashed lines represent production via SM mediated processes and the solid lines represent production via heavy Higgs channel.

production via heavy Higgs is very similar. This is because the Z in the final state is almost produced at rest, this is reflected in the ΔR distribution, which peaks for maximum values. When the mass difference between $\tilde{\chi}_2^0, \tilde{\chi}_1^0$ is increased drastically, for $(\tilde{\chi}_2^0, \tilde{\chi}_1^0) = (400, 5)$, we find a very different situation. Here, the missing energy is generally harder, the corresponding ΔR distribution shows a more collimated pair of leptons compared to the susy counterpart. Finally, we change the situation completely and consider the largest $\tilde{\chi}_2^0$ mass allowed for onshell Higgs, which leads to combination $(\tilde{\chi}_2^0, \tilde{\chi}_1^0) = (700, 5)$. In this case, the MET generated by the SM mediated process is somewhat harder than the corresponding Higgs mediated process. We thus see an interesting complementarity between kinematic

distributions generated by SM mediated and Higgs mediated processes.

Finally, to conclude this discussion in figure 11, where we demonstrate two more kinematic variables which are derived using the basic measurable quantities in the dilepton plus missing energy final state events. The two quantities are L_T which is the scalar sum of lepton p_T and missing energy of the event and the ξ defined by $\xi = |p_{T,\ell\ell} - \cancel{E}_T|/p_{T,\ell\ell}$ [26, 29] where $p_{T,\ell\ell}$ is the transverse momentum of the dilepton system. While L_T should give us an indication of the presence of any resonance, the variable ξ is an indicator of the momentum imbalance in the system. For the L_T distribution, $(\tilde{\chi}_2^0, \tilde{\chi}_1^0) = (400, 300)$ the L_T is soft, it peaks around 200 – 300 GeV, with a long tail, the distributions for the Higgs and SM mediated processes are similar. For the other two points which correspond to large mass difference between $\tilde{\chi}_2^0$ and $\tilde{\chi}_1^0$, the L_T distribution exhibits a clear end point for Higgs mediated process over the SM mediated process. Finally, the ξ distribution shows an interesting dependence on the mass difference, for the benchmarks with high mass difference, the distribution peaks for low values, while for small mass difference it peaks for high values. For $(m_{\tilde{\chi}_2^0}, m_{\tilde{\chi}_1^0}) = (400, 300)$ GeV, the leptons are produced with low p_T and therefore the final state \cancel{E}_T is generated from the jets. Correspondingly, the ξ distribution peaks near 1 as opposed to other two benchmark points.

3.3 LLCP kinematics

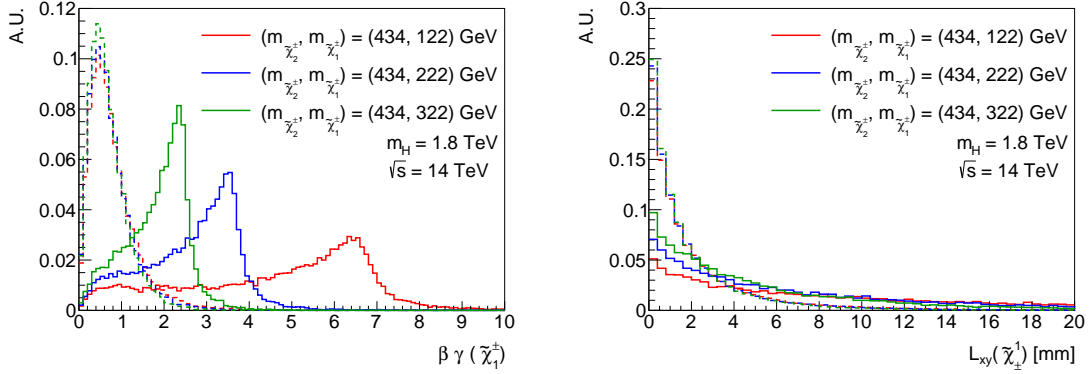


Figure 12: The boost received by lightest chargino (left) and the resulting transverse displacement distribution (right) when chargino is produced in Drell-Yan processes (dashed lines) vs. chargino produced via decays of heavy Higgs (solid lines). The mass of heavy Higgs and heavier chargino is fixed at 1.8 TeV and 434 GeV respectively, the mass of lighter chargino is varied, mass difference between $\tilde{\chi}_1^\pm, \tilde{\chi}_1^0$ is fixed at 0.5 GeV.

As discussed in section 3.1, heavy Higgs decays to long lived charged particles (LLCP) can result in a substantial signal at the HL-LHC. In order to illustrate the salient kinematical differences between LLCP produced via decays of the heavy Higgs and via Drell-Yan

process at the LHC, in this section we take a few benchmark points and analyse their kinematics. We use a similar setup as for the mono-Z final state in constructing the simplified model. Concretely, we generate the process $pp \rightarrow H \rightarrow \tilde{\chi}_1^\pm \tilde{\chi}_2^\pm$, $\tilde{\chi}_2^\pm \rightarrow W^\pm \tilde{\chi}_1^0$, $\tilde{\chi}_1^\pm \rightarrow \tilde{\chi}_1^0 W^*$. The W boson has been decayed inclusively. For the Drell-Yan production of charginos, we simulate pair production of lightest chargino⁵. We generate signal and hadronize with **Pythia8**, we perform no detector simulation and present the kinematics at generator level. The heavy Higgs mass has been fixed to 1.8 TeV, and the mass of heavy chargino ($\tilde{\chi}_2^\pm$) is fixed to 434 GeV. We then vary the mass of lighter chargino ($\tilde{\chi}_1^\pm$) (122, 222, 322 GeV) and fix the chargino lifetime to 3mm. For a chargino to be long lived, the mass difference between chargino and LSP must be small, we therefore fix the mass difference between $\tilde{\chi}_1^\pm, \tilde{\chi}_1^0$ to be 0.5 GeV.

Figure 12 (left) shows resulting chargino boost distributions without any cuts. It is clear that the boost received by the lightest chargino depends on the mass hierarchy between heavy Higgs, and chargino⁶. The lightest chargino with a mass of ~ 100 GeV produced via decay of heavy Higgs (solid red line) is maximally boosted given the large mass difference between heavy Higgs and the chargino. This boost gets smaller and smaller as the mass of the chargino increases to ~ 200 GeV (solid blue) and ~ 300 GeV (solid green). For the chargino pair production via the Drell-Yan process (dashed lines), the boost is much smaller compared to the heavy Higgs decays case and the three masses show no significant differences. Such varied boost distribution results in different transverse decay lengths of chargino as depicted in Figure 12 (right). It demonstrates that the chargino arising from heavy Higgs decays traverse longer distances through the detector.

Albeit these features are striking, it should be noted that the production cross section of such processes will always be smaller than the corresponding Drell-Yan processes. This avenue is therefore most interesting to search for presence of heavy Higgs at the LHC rather direct chargino production.

4 Collider analysis

As shown in the previous section, the mono-X signatures arising from heavy Higgs decays can be of an interest at the LHC. In this section, we will mainly focus on $pp \rightarrow H/A \rightarrow \tilde{\chi}_1^0 + (\tilde{\chi}_{2,3}^0)$, $(\tilde{\chi}_{2,3}^0) \rightarrow \tilde{\chi}_1^0 + (Z/h)$ which leads to mono-Z and mono-h final state. Furthermore, the Z and h bosons can decay to several different SM final states. Among them, we choose 3 possible decay modes for our analysis, mainly in terms of cleanliness and/or larger branching ratio *viz.* (a) $Z \rightarrow \ell\ell$, (b) $h \rightarrow b\bar{b}$ and (c) $h \rightarrow \gamma\gamma$ (Fig. 13⁷), which

⁵We neglect other production channels as $pp \rightarrow \tilde{\chi}_1^\pm \tilde{\chi}_1^\pm$ has the highest production cross section.

⁶In principle it also depends on the mass of the heavy chargino, however it has been fixed for kinematic studies.

⁷JaxoDraw [134] has been used to generate all the Feynman diagrams in this paper.

leads to $\ell\ell + \cancel{E}_T$, $b\bar{b} + \cancel{E}_T$ and $\gamma\gamma + \cancel{E}_T$ final states respectively. In order to uncover such a signal at colliders, it needs to be discriminated against not just the SM backgrounds but electroweakino production via SM mediators which leads to the same final states, potentially with different kinematics. To this end, we consider two kinds of background processes *viz.* (i) the usual SM background production *e.g.* $pp \rightarrow VV$, $t\bar{t}$, Vh , $t\bar{t}h$, $t\bar{t}V$ etc. where V denotes W^\pm and Z boson, and, (ii) susy production via SM mediators, which leads to the same final state as the signal processes. The second kind of background *i.e.* susy production, mainly comes from the direct production of the electroweakino pairs via the Z and W bosons in the s-channel or via squarks in the t-channel *e.g.* $pp \rightarrow \tilde{\chi}_i^0 \tilde{\chi}_j^0, \tilde{\chi}_i^0 \tilde{\chi}_k^\pm$ and $\tilde{\chi}_k^\pm \tilde{\chi}_k^\mp$, where $i, j = 1, 2, 3, 4$ and $k = 1, 2$ as depicted in Fig. 14. We would like to mention here that these susy backgrounds have so far not accounted for in the existing mono- Z and mono- h phenomenology arising from decays of heavy Higgs [26, 27].

The details of SM background generation are summarised in Appendix C. While we generate SM background with generator level cuts as specified in the appendix, the susy backgrounds are generated without any generator level cuts.

In order to demonstrate possible optimisation of analysis, we choose the following two benchmark points (BPs) ⁸ in the allowed MSSM parameter space, given in Table 3 where we also mention the branching ratios and cross sections relevant for our mono- Z and mono- h analysis. The common soft parameters for both of the BPs are:

$$\begin{aligned}
M_1 &= 5.04 \text{ GeV}, \quad M_2 = 1.06 \text{ TeV}, \quad \mu = 243.24 \text{ GeV}, \quad M_3 = 2 \text{ TeV}, \\
M_{\tilde{Q}_{1L}, \tilde{Q}_{2L}} &= M_{\tilde{u}_R, \tilde{d}_R, \tilde{c}_R, \tilde{s}_R} = M_{\tilde{e}_L, \tilde{\mu}_L, \tilde{\tau}_R, \tilde{\nu}_R} = 3 \text{ TeV}, \quad M_{\tilde{Q}_{3L}} = 4.91 \text{ TeV}, \\
A_t &= -3.65 \text{ TeV}, \quad A_b = -1.11 \text{ TeV}, \quad A_\tau = -1.44 \text{ TeV}, \quad A_{e, \mu, u, d, c, s} = 0, \\
M_{\tilde{\tau}_L} &= 961.52 \text{ GeV}, \quad M_{\tilde{\tau}_R} = 1.07 \text{ TeV}, \quad M_{\tilde{t}_R} = 5.91 \text{ TeV}, \quad M_{\tilde{b}_R} = 2 \text{ TeV}
\end{aligned} \tag{4.1}$$

These BPs are allowed by all the experimental constraints except the relic density constraint. The BPs are chosen such that the heavy Higgs bosons have a significant branching ratio into susy final states. Given the hierarchy of the bino, wino and higgsino mass parameters ($M_1 < \mu < M_2$), the LSP is primarily bino-like whereas the $\tilde{\chi}_2^0$ and $\tilde{\chi}_3^0$ contains mostly the neutral higgsino components. Also, the $\tilde{\chi}_1^\pm$ contain the charged higgsino fields, while the heavy electroweakinos *i.e.* $\tilde{\chi}_4^0$ and $\tilde{\chi}_2^\pm$, becomes wino-like due to large value of M_2 parameter.

In the following subsections, we perform an optimised analysis for our chosen benchmark points for mono- Z and mono- h search channels. We generate the heavy Higgs signal events *i.e.* $pp \rightarrow H \rightarrow \tilde{\chi}_1^0 \tilde{\chi}_2^0$ and $pp \rightarrow H \rightarrow \tilde{\chi}_1^0 \tilde{\chi}_3^0$ with $\tilde{\chi}_{2,3}^0$ decaying via $\tilde{\chi}_{2,3}^0 \rightarrow \tilde{\chi}_1^0 + Z$, $Z \rightarrow \ell\ell$ and $\tilde{\chi}_{2,3}^0 \rightarrow \tilde{\chi}_1^0 + h$, ($h \rightarrow b\bar{b}$ and $h \rightarrow \gamma\gamma$), in three different

⁸Since the LSP is lighter here, we check against CRESST-II[135] limits before choosing these benchmark points.

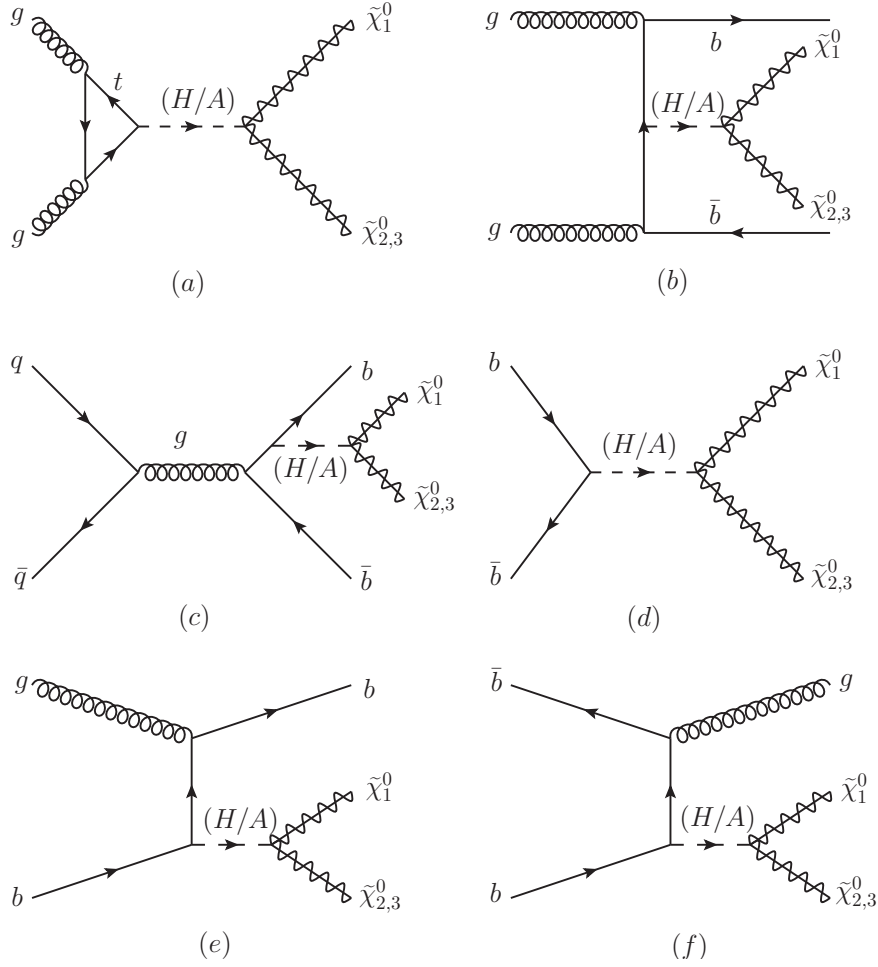


Figure 13: The Feynman diagram of signal processes from (a) gg fusion process; 4F (b) $gg \rightarrow b\bar{b}H$ and (c) $q\bar{q} \rightarrow b\bar{b}H$ production; 5F (d) $b\bar{b} \rightarrow H$ (LO), (e) $gb \rightarrow bH$ and (f) $b\bar{b} \rightarrow gH$ production. The $\tilde{\chi}_{2,3}^0$ then decays to $\tilde{\chi}_{2,3}^0 \rightarrow \tilde{\chi}_1^0 + (Z/h)$.

production modes separately, namely, the gluon-gluon fusion (diagram (a) in Fig 13), 4F scheme and the 5F scheme. It is important to carefully generate and match the cross sections in the 4 flavour (4F) and five flavour (5F) schemes. The reason is as follows. The cross section in the 4F scheme at leading order (LO) receives contribution from two QCD processes, *viz.* gluon fusion production, $gg \rightarrow b\bar{b}H$ and quark anti-quark annihilation, $q\bar{q} \rightarrow b\bar{b}H$ (diagram (b) and (c) respectively in Fig 13). The heavy Higgs production in both of the cases are accompanied by two b -quarks. However, in case of collinear splitting of a gluon into two bottom quarks, the logarithmic terms in the 4F inclusive cross section becomes very large which has the form of $\sim \ln(\frac{\mu_F}{m_b})$, where μ_F is the factorisation scale. Once these large logarithmic terms are taken inside the parton distribution function (PDF) of the bottom quark, the theory remains perturbative. This is done by the re-summation

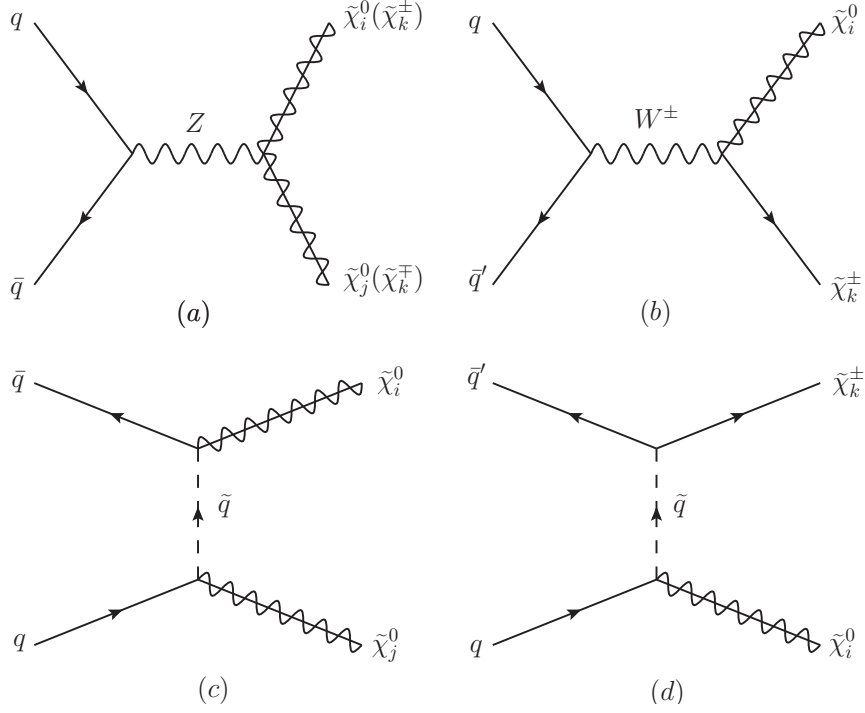


Figure 14: The Feynman diagram of susy background production e.g $pp \rightarrow \tilde{\chi}_i^0 \tilde{\chi}_j^0$ ($\tilde{\chi}_k^\pm \tilde{\chi}_k^\mp$) and $pp \rightarrow \tilde{\chi}_i^0 \tilde{\chi}_k^\pm$ with $i, j = 1, 2, 3, 4$ and $k = 1, 2$, in the s -channel ((a) and (b) respectively) and in the t -channel ((c) and (d) respectively). Here, the s -channel is the dominant production mode because the squarks in the t -channel are heavier for our chosen benchmark points.

of these terms at all orders in the perturbation theory which makes the basis of 5F scheme. The heavy Higgs is produced in the 5F scheme at LO mainly via the QCD process, $b\bar{b} \rightarrow H$ (diagram (d) in Fig. 13) with no extra parton in the final state. The processes where heavy Higgs is produced with a quark or gluon, become important when we demand an additional b-jets in the final state along with the heavy Higgs decay products, e.g, $gb \rightarrow bH$ and $b\bar{b} \rightarrow gH$ (diagram (e) and (f) in Fig. 13). Also, the process $gg \rightarrow b\bar{b}H$ is the LO process in the 4F scheme which shows up in 5F scheme at the NNLO order. The cross section in these two scheme does not match when calculated upto a fixed order because the perturbative expansion is different in the two schemes. The cross section in the 4F scheme is known up to NLO accuracy in QCD [136–139]. On the other hand, the 5F scheme calculation is available up to NNLO in QCD [140]. The processes $gb \rightarrow bH$ and $b\bar{b} \rightarrow gH$ has been derived up to NLO order in QCD [141] and the electroweak (EW) [142]. Matching the two schemes thus removes the potentially overlapping part of the cross section, but accounts for genuine bottom PDF inside the proton.

The inclusive cross-section in the two schemes agrees very well with an appropriate

Benchmark Points	Parameters	Mass (GeV)	Branching Ratio (%)	Processes	Cross-section (fb)
BP1	$M_A = 650$ GeV $\tan \beta = 10.80$ eq.(4.1)	$m_{\tilde{\chi}_1^0} = 3.23$	$\text{BR}(H(A) \rightarrow \tilde{\chi}_1^0 \tilde{\chi}_2^0) = 11.00$ (16.11)	$gg \rightarrow H(A)$	14.76 (29.84)
		$m_{\tilde{\chi}_2^0} = 251.17$	$\text{BR}(H(A) \rightarrow \tilde{\chi}_1^0 \tilde{\chi}_3^0) = 15.25$ (9.46)	$b\bar{b} \rightarrow H(A)$	111.37 (111.86)
		$m_{\tilde{\chi}_3^0} = 255.55$	$\text{BR}(\tilde{\chi}_2^0 \rightarrow \tilde{\chi}_1^0 Z) = 50.74$	$pp \rightarrow b\bar{b}H(A)$	43.00 (43.20)
		$m_{\tilde{\chi}_1^\pm} = 248.20$	$\text{BR}(\tilde{\chi}_2^0 \rightarrow \tilde{\chi}_1^0 h) = 49.26$	$pp \rightarrow \tilde{\chi}_1^0 \tilde{\chi}_2^0$	18.30
		$m_H = 650.31$	$\text{BR}(\tilde{\chi}_3^0 \rightarrow \tilde{\chi}_1^0 Z) = 70.84$	$pp \rightarrow \tilde{\chi}_2^0 \tilde{\chi}_2^0$	4.71×10^{-5}
			$\text{BR}(\tilde{\chi}_3^0 \rightarrow \tilde{\chi}_1^0 h) = 29.16$	$pp \rightarrow \tilde{\chi}_1^\pm \tilde{\chi}_2^0$	217.90
			$\text{BR}(\tilde{\chi}_1^\pm \rightarrow \tilde{\chi}_1^0 W^\pm) = 100$	$pp \rightarrow \tilde{\chi}_1^0 \tilde{\chi}_3^0$	19.70
				$pp \rightarrow \tilde{\chi}_3^0 \tilde{\chi}_3^0$	9.82×10^{-3}
				$pp \rightarrow \tilde{\chi}_1^\pm \tilde{\chi}_3^0$	210.20
				$pp \rightarrow \tilde{\chi}_1^\pm \tilde{\chi}_1^0$	27.08
				$pp \rightarrow \tilde{\chi}_2^0 \tilde{\chi}_3^0$	107.00
				$pp \rightarrow \tilde{\chi}_1^+ \tilde{\chi}_1^-$	126.00
BP2	$M_A = 750$ GeV $\tan \beta = 12.10$ eq.(4.1)	$m_{\tilde{\chi}_1^0} = 3.39$	$\text{BR}(H(A) \rightarrow \tilde{\chi}_1^0 \tilde{\chi}_2^0) = 10.84$ (15.31)	$gg \rightarrow H(A)$	5.00 (12.03)
		$m_{\tilde{\chi}_2^0} = 251.18$	$\text{BR}(H(A) \rightarrow \tilde{\chi}_1^0 \tilde{\chi}_3^0) = 14.26$ (9.43)	$b\bar{b} \rightarrow H(A)$	70.21 (70.41)
		$m_{\tilde{\chi}_3^0} = 255.69$	$\text{BR}(\tilde{\chi}_2^0 \rightarrow \tilde{\chi}_1^0 Z) = 51.80$	$pp \rightarrow b\bar{b}H(A)$	22.00 (22.06)
		$m_{\tilde{\chi}_1^\pm} = 248.34$	$\text{BR}(\tilde{\chi}_2^0 \rightarrow \tilde{\chi}_1^0 h) = 48.20$	$pp \rightarrow \tilde{\chi}_1^0 \tilde{\chi}_2^0$	17.50
		$m_H = 750.22$	$\text{BR}(\tilde{\chi}_3^0 \rightarrow \tilde{\chi}_1^0 Z) = 70.00$	$pp \rightarrow \tilde{\chi}_2^0 \tilde{\chi}_2^0$	4.72×10^{-5}
			$\text{BR}(\tilde{\chi}_3^0 \rightarrow \tilde{\chi}_1^0 h) = 30.00$	$pp \rightarrow \tilde{\chi}_1^\pm \tilde{\chi}_2^0$	217.90
			$\text{BR}(\tilde{\chi}_1^\pm \rightarrow \tilde{\chi}_1^0 W^\pm) = 100$	$pp \rightarrow \tilde{\chi}_1^0 \tilde{\chi}_3^0$	19.40
				$pp \rightarrow \tilde{\chi}_3^0 \tilde{\chi}_3^0$	9.85×10^{-3}
				$pp \rightarrow \tilde{\chi}_1^\pm \tilde{\chi}_3^0$	209.10
				$pp \rightarrow \tilde{\chi}_1^\pm \tilde{\chi}_1^0$	26.95
				$pp \rightarrow \tilde{\chi}_2^0 \tilde{\chi}_3^0$	107.00
				$pp \rightarrow \tilde{\chi}_1^+ \tilde{\chi}_1^-$	126.00

Table 3: Two benchmark points to study the mono- $Z + \cancel{E}_T$ and mono- $h + \cancel{E}_T$ final state.

choice of factorisation and renormalisation scale [143–145]. The cross-section in these two schemes are multiplied by their respective weight factor and added together to get the total inclusive cross-section of the $b\bar{b}H$ process. This is known as Santander matching [146]. The weight factors for such procedure depend logarithmically on the heavy Higgs mass (m_H) and the bottom quark mass (m_b)⁹. The matched cross-section is given by:

$$\sigma^{\text{matched}} = \frac{\sigma^{4\text{FS}} + w\sigma^{5\text{FS}}}{1 + w},$$

where the $\sigma^{4\text{FS}}$ and $\sigma^{5\text{FS}}$ are the cross sections in the 4F and 5F scheme respectively, and

⁹The pole mass of the bottom quark, m_b is used which enters in the logarithmic terms during re-summation.

the weight factor w , is defined as:

$$w = \ln \frac{m_H}{m_b} - 2.$$

We use **MadGraph-2.6.5** [147] to generate the signal and SM, susy background events. For showering and hadronisation of the signal and background events, we use **Pythia-8** [120] with **CTEQ611** PDF. We furthermore process the events through **Delphes-3.4.1** [133] to take into account the detector effects. We use the default ATLAS card with updated b-tagging efficiency and mis-tagging efficiency of a light or c-jet as a b-jet as a function of the jet transverse momentum, p_T [148]. Jets are reconstructed using **FastJet-3.2.1** [149] with anti-kt algorithm with $\Delta R = 0.4$. The NNLO cross-section for the signal production from gluon fusion and $b\bar{b}H$ process in 5F scheme are calculated using **SusHi-1.6.1** [131] and for the 4F scheme $b\bar{b}H$ process we use the cross section at LO from Madgraph¹⁰. We use **Prospino2** [150] to calculate the cross section of the susy backgrounds at NLO. In Tab. 3, we show the production cross section and the branching ratio of the relevant susy final states. In principle, there are other susy processes *viz.* $pp \rightarrow \tilde{\chi}_1^\pm \tilde{\chi}_4^0, \tilde{\chi}_1^\pm \tilde{\chi}_1^\mp, \tilde{\chi}_2^\pm \tilde{\chi}_2^\mp$, which can also contribute to the background, however owing to the negligible production cross section and branching ratios for these processes, we exclude them from our analysis.

4.1 The mono-Z final state

In this section, we analyse the di-lepton + \cancel{E}_T channel coming from the mono-Z final state *viz.* $pp \rightarrow H \rightarrow \tilde{\chi}_1^0 + \tilde{\chi}_{2,3}^0 \rightarrow \tilde{\chi}_1^0 + (\tilde{\chi}_1^0 + Z, Z \rightarrow \ell\ell)$ in the context of the future HL-LHC run with center of mass energy, $\sqrt{s} = 14$ TeV and an integrated luminosity of 3 ab^{-1} . Here, ℓ refers to electron, muon and tau.

4.1.1 The $\ell\ell + \cancel{E}_T$ channel

We have discussed at the beginning of the collider analysis that our proposed signal needs to be discriminated against the SM as well as susy background processes. We therefore generate the following six susy backgrounds depending upon the production cross-section as given in Table 3, *viz.* $pp \rightarrow \tilde{\chi}_1^0 \tilde{\chi}_{2,3}^0, \tilde{\chi}_1^\pm \tilde{\chi}_{2,3}^0, \tilde{\chi}_1^\pm \tilde{\chi}_1^\mp$ and $\tilde{\chi}_2^0 \tilde{\chi}_3^0$. The $pp \rightarrow \tilde{\chi}_1^0 \tilde{\chi}_{2,3}^0$ and $pp \rightarrow \tilde{\chi}_1^\pm \tilde{\chi}_{2,3}^0$ backgrounds are generated with $\tilde{\chi}_{2,3}^0$ decaying via Z boson where leptons contain e, μ and τ ¹¹. For the $pp \rightarrow \tilde{\chi}_1^\pm \tilde{\chi}_1^\mp$, the $\tilde{\chi}_1^\pm$ decays to W boson and LSP. The W boson further decays to lepton (e, μ and τ) and a neutrino. In case of $pp \rightarrow \tilde{\chi}_2^0 \tilde{\chi}_3^0$, there are two Z bosons coming from the neutralinos, where one of them decays into leptons and the other decays into neutrinos which gives rise to di-lepton + \cancel{E}_T final state.

¹⁰The cross section in the 4F scheme of $b\bar{b}H$ process is calculated in MSSM via Madgraph by using the SLHA file of the corresponding to benchmark as param card.

¹¹We include τ while simulating both signal and background processes.

The dominant SM backgrounds contributing to this channel are ZZ and WZ . We generate them up to additional 3 jets for the ZZ background and 2 jets for the WZ background, matched via MLM scheme [151]. This extra jet contains gluon, light quarks, c-quark and bottom quark. The next dominant backgrounds are VVV where $V = W, Z$ boson and $t\bar{t}Z$. These backgrounds are generated with no extra jet in the final state. In addition, we simulate the $t\bar{t}$ background where the W bosons coming from top-quark are decayed leptonically. There are other sub-dominant background processes like Drell-Yan production, WW , $t\bar{t}h$ and $t\bar{t}W$. In Drell-Yan production, the leptons are produced from a Z boson or an off-shell photon, *i.e.* $pp \rightarrow Z/\gamma^* \rightarrow \ell\ell$ where ℓ contains electron, muon and tau lepton. (For details see Appendix C). We divide our analysis into b-veto and b-tag category in the following.

A. b-veto category

We select events containing exactly two isolated¹², same flavour and opposite sign leptons (electron or muon) with transverse momentum, $p_{T,\ell} > 20$ GeV and pseudorapidity, $|\eta_\ell| < 2.47$ (2.5) for electron (muon). We require the invariant mass of dilepton system, $76 < m_{\ell\ell} < 106$ ¹³ and the di-lepton system should be within the pseudorapidity range of $|\eta| < 2.5$. We further veto events containing b-jets (N_b = Number of b-tagged jets in the final state) with $p_T > 20$ GeV, $|\eta| < 2.5$. To suppress backgrounds with high jet multiplicity further, we restrict the maximum number of light jets (N_j) with $p_{T,j} > 20$ GeV, $|\eta_j| < 4.5$ in an event to be one. These correspond to basic trigger cuts. Next, we define more sophisticated variables over which we optimise our signal and background events.

In case of the signal events, the $\tilde{\chi}_{2,3}^0$ comes from the decay of heavy Higgs boson along with some transverse momentum, p_T . For the benchmarks considered here, the mass difference between $\tilde{\chi}_{2,3}^0$ and the decayed particle, $\tilde{\chi}_1^0$ is larger than m_Z . Therefore, the Z boson from $\tilde{\chi}_{2,3}^0$ decay is boosted, giving rise to collimated leptons with small $\Delta R_{\ell\ell}$ ¹⁴. A similar feature appears for the susy backgrounds where $\tilde{\chi}_{2,3}^0$ decays to Z boson and $\tilde{\chi}_1^0$, *viz.* $pp \rightarrow \tilde{\chi}_1^0 \tilde{\chi}_{2,3}^0$, $\tilde{\chi}_1^\pm \tilde{\chi}_{2,3}^0$ and $\tilde{\chi}_2^0 \tilde{\chi}_3^0$. Contrary to this observation, for the SM backgrounds, the leptons in the final state are not boosted, *viz.* in diboson background the Z bosons are produced at rest. We also use $\Delta\phi_{\ell\ell, \cancel{E}_T}$ which is the azimuthal angle separation between the di-lepton system and the missing transverse energy as an additional discriminating variable. Additionally, we use a large missing transverse energy cut of $\cancel{E}_T > 180$ (210) GeV for the 1st (2nd) benchmark point.

¹²We define an isolated electron (muon) as a lepton candidate where the fraction of energy deposited within a cone of $\Delta R < 0.5$ is less than 12% (25%) of the lepton p_T .

¹³This will reduce the contamination from the backgrounds where leptons come from different sources rather than Z boson in signal event.

¹⁴The distance between two particles in the $\eta - \phi$ plane, ΔR is defined as $\Delta R = \sqrt{\Delta\eta^2 + \Delta\phi^2}$ where $\Delta\eta$ is the distance in the pseudorapidity plane and $\Delta\phi$ is the azimuthal angle separation.

Selection cuts	
BP 1	BP 2
$2\ell, N_b = 0$ $76.0 < m_{\ell\ell} < 106.0$ $ \eta_{\ell\ell} < 2.5$ $N_j \leq 1$	
$\Delta R_{\ell\ell} < 1.3$ $\Delta\phi_{\ell\ell, \cancel{E}_T} > 2.1$ $\cancel{E}_T > 180 \text{ GeV}$ $\xi < 0.4$	$\Delta R_{\ell\ell} < 1.5$ $\Delta\phi_{\ell\ell, \cancel{E}_T} > 2.1$ $\cancel{E}_T > 210 \text{ GeV}$ $\xi < 0.3$

Table 4: The optimised selection cuts for the cut-based analysis in the b -veto category of $\ell\ell + \cancel{E}_T$ channel.

The final discriminating variable arises from genuine imbalance in the missing energy and visible system distribution created in different signal and background samples. We construct the following kinematic variable, *viz.* ξ . We define ξ as,

$$\xi = \frac{|p_{T,\ell\ell} - \cancel{E}_T|}{p_{T,\ell\ell}},$$

which is a measure of momentum imbalance in the system. For the signal and susy backgrounds, the di-lepton system is against \cancel{E}_T , which leads to $\xi \sim 0$. For the SM backgrounds, the \cancel{E}_T is very small as compared to the transverse momentum of the two lepton system, giving rise to $\xi \sim 1$.

Normalised distributions for all four variables discussed above ($\cancel{E}_T, \xi, \Delta R_{\ell\ell}, \Delta\phi_{\ell\ell, \cancel{E}_T}$) after basic trigger cuts are shown in figure 15. They show the differential distributions of signal and background processes with respect to the corresponding discriminating variable. It can be clearly seen that there are three distinct classes of distributions, one corresponding to SM processes (dashed blue, green, red lines), second corresponding to susy backgrounds (dashed dark green, yellow, black lines) and finally the signal distributions (solid red, purple lines). These three classes of processes have different features in corresponding variables and it shows that an optimised analysis will be capable of discriminating among the three.

Using the observations described before we do a cut-based analysis optimising for $\Delta R_{\ell\ell}$, $\Delta\phi_{\ell\ell, \cancel{E}_T}$, \cancel{E}_T and ξ variables in favour of the signal events. We show the optimised cuts chosen for the two benchmark points in Table 4 along with the applied fixed cuts. We would like to mention here that the cuts obtained after optimisation of signal significance for each kind of signal sample, *viz.* gluon-gluon fusion, $4F$ and $5F$ scheme, are similar. In order to speed up the process of optimisation, we use only samples produced using $5F$

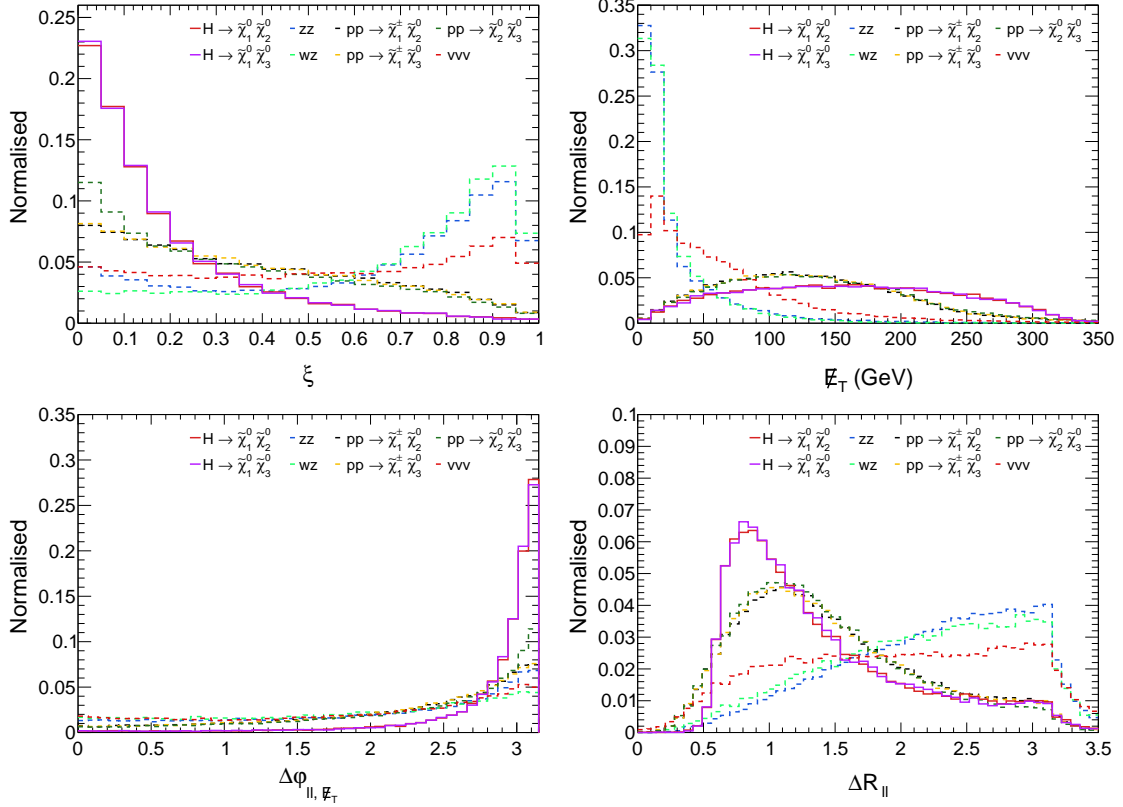


Figure 15: The normalised distributions of ξ , \cancel{E}_T , (top panel) $\Delta\phi_{\ell\ell, \cancel{E}_T}$ and $\Delta R_{\ell\ell}$ (bottom panel) for the b-veto category of $\ell\ell + \cancel{E}_T$ final state, after the basic trigger cuts corresponding to BP-1 scenario.

scheme and use the same optimisation for gluon-gluon fusion and $4F$ scheme samples. As the kinematics of the final state is largely independent of the scheme used to produce the Higgs bosons, this approach is justified. The final significance is however computed by adding the correctly calculated matched $4F + 5F$ scheme cross section with gluon-gluon fusion cross section. We show the cut flow table with $5F$ $b\bar{b} \rightarrow H$ signal production along with the dominant backgrounds in Table 5 after applying all the cuts in sequence. This demonstrates relative importance of each cut in reducing the backgrounds. In Table 6, we display the susy and SM background yields at the HL-LHC after the cut-based analysis. Here, we have checked that the sub-dominant backgrounds have negligible contribution and therefore neglect them in our final analysis. It is to be noted that the susy backgrounds contribute $\sim 10\%$ to the total background events. The number of signal events for the gluon fusion production and matched $b\bar{b}H$ process at $\sqrt{s} = 14$ TeV with 3 ab^{-1} of integrated luminosity after the cut-based analysis are shown in Table 7. Finally, we calculate the statistical significance as S/\sqrt{B} where S is the signal yield which is defined as $\sigma(pp \rightarrow H \rightarrow \tilde{\chi}_1^0 \tilde{\chi}_2^0) \times BR(\tilde{\chi}_2^0 \rightarrow \tilde{\chi}_1^0 Z) \times \mathcal{L} \times \epsilon$ for the process $pp \rightarrow H \rightarrow \tilde{\chi}_1^0 \tilde{\chi}_2^0$, $\tilde{\chi}_2^0 \rightarrow \tilde{\chi}_1^0 Z$ where

ϵ is the signal efficiency and \mathcal{L} is the integrated luminosity. Similarly, B represents the total background yield after the cut-based analysis. We quote the final signal significance in Table 7 which is 6.57 for the first benchmark point and 4.66 for the second benchmark point. However, these significances drop upon adding the systematic uncertainty ¹⁵, *viz.* adding a 5% systematic, the S/\sqrt{B} changes to 1.24 and 1.12 respectively. Therefore, these results are consistent with any extrapolation of the current LHC results.

Cut flow	Event yield with 3 ab ⁻¹ of integrated luminosity									
	Signal (BP 1) $b\bar{b} \rightarrow H$ (5F)	susy Backgrounds					SM Backgrounds			
		$\tilde{\chi}_1^\pm \tilde{\chi}_2^0$	$\tilde{\chi}_1^\pm \tilde{\chi}_3^0$	$\tilde{\chi}_2^0 \tilde{\chi}_3^0$	$\tilde{\chi}_1^0 \tilde{\chi}_2^0$	$\tilde{\chi}_1^0 \tilde{\chi}_3^0$	ZZ	WZ	VVV	$t\bar{t}Z$
2ℓ	2496.18	7684.85	10432.87	4795.57	742.56	1123.74	1103322.57	2067689.50	16250.95	12885.23
$m_{\ell\ell}$	2390.77	7035.93	9519.87	4586.49	711.42	1075.88	1084793.61	1952657.22	9626.35	9046.02
$ \eta_{\ell\ell} $	2336.32	6828.67	9244.19	4463.57	683.44	1034.78	914414.93	1687768.68	8865.32	8728.40
N_j	1872.01	2154.36	2946.11	1554.90	569.84	863.11	401277.98	552657.81	1528.08	172.32
$\Delta R_{\ell\ell}$	1063.76	951.18	1331.72	720.86	175.97	280.26	29355.79	28789.50	285.54	48.19
$\Delta\phi_{\ell\ell, \cancel{E}_T}$	1055.69	825.69	1150.56	667.04	171.51	273.53	23325.65	17223.41	233.95	33.59
\cancel{E}_T	738.34	389.89	552.49	377.55	78.10	125.48	7619.90	2388.65	97.98	9.49
ξ	720.41	362.41	514.82	362.47	75.32	121.38	7181.34	2137.21	87.98	8.76

Table 5: The cut-flow table for the benchmark point 1 in the b -veto category of $\ell\ell + \cancel{E}_T$ mode with 5F signal production and dominant backgrounds.

BPs	Background yield at 3 ab ⁻¹ after all cuts										
	susy Backgrounds						SM Backgrounds				
	$\tilde{\chi}_1^\pm \tilde{\chi}_2^0$	$\tilde{\chi}_1^\pm \tilde{\chi}_3^0$	$\tilde{\chi}_2^0 \tilde{\chi}_3^0$	$\tilde{\chi}_1^0 \tilde{\chi}_2^0$	$\tilde{\chi}_1^0 \tilde{\chi}_3^0$	$\tilde{\chi}_1^\pm \tilde{\chi}_1^\pm$	ZZ	WZ	VVV	$t\bar{t}Z$	$t\bar{t}$
Order	NLO [150]						LO	LO	LO	NLO [152]	NNLO [153]
BP 1	362.41	514.82	362.47	75.32	121.38	22.86	7181.34	2137.21	87.98	8.76	~ 0
BP 2	226.92	305.28	253.91	47.65	73.30	6.82	4440.37	1131.47	57.59	5.11	~ 0

Table 6: The background yield at 14 TeV with 3 ab⁻¹ of integrated luminosity after the cut-based analysis for the two benchmark points.

B. b-tag category

The event selection in this case contains at least one b-tagged jet along with the two isolated leptons in the final state. We perform the cut-based analysis in a similar way as discussed in the previous section and show the selection cuts in Table 8. The signal and background yields after the cut-based analysis is tabulated in Table 9 and Table 10. The signal significance improves here over the b -veto analysis due to reduced background

¹⁵The signal significance formula changes with adding $x\%$ systematic uncertainty: $S/\sqrt{B + (0.01 \times x \times B)^2}$

BPs	Signal rates at 3 ab ⁻¹ after all cuts						Significance calculation		
	$pp \rightarrow H/A \rightarrow \tilde{\chi}_1^0 \tilde{\chi}_2^0$			$pp \rightarrow H/A \rightarrow \tilde{\chi}_1^0 \tilde{\chi}_3^0$			Total signal, $S = \frac{N_{4F} + w N_{5F}}{1 + w} + N_{ggF}$	Total background, B (From Table 6)	Significance, $\frac{S}{\sqrt{B}}$
	$pp \rightarrow b\bar{b}H$ (4F)	$b\bar{b} \rightarrow H$ (5F)	$gg \rightarrow H$ (ggF)	$pp \rightarrow b\bar{b}H$ (4F)	$b\bar{b} \rightarrow H$ (5F)	$gg \rightarrow H$ (N _{ggF})			
Order	LO	NNLO [131]		LO	NNLO [131]				
BP 1	55.15	312.15	54.99	73.05	408.26	61.11	685.15	10874.55	6.57
BP 2	22.36	193.88	29.61	35.50	236.08	20.07	377.15	6548.42	4.66

Table 7: The signal yield along with signal significance for the b -veto category of $\ell\ell + \cancel{E}_T$ final state.

Selection cuts	
BP 1	BP 2
$2\ell, N_b \geq 1$ $76.0 < m_{\ell\ell} < 106.0$ $ \eta_{\ell\ell} < 2.5$ $N_j \leq 1$	
$\Delta R_{\ell\ell} < 1.3$ $\Delta\phi_{\ell\ell, \cancel{E}_T} > 2.1$ $\cancel{E}_T > 160 \text{ GeV}$ $\xi < 0.4$	$\Delta R_{\ell\ell} < 1.3$ $\Delta\phi_{\ell\ell, \cancel{E}_T} > 2.3$ $\cancel{E}_T > 170 \text{ GeV}$ $\xi < 0.8$

Table 8: The optimised selection cuts for the cut-based analysis in the b -tag category of $\ell\ell + \cancel{E}_T$ channel.

composition resulting from the extra b -jet requirement. The signal significance for the benchmark point 1 is 10.48 (6.80) without any (with 5%) systematic uncertainty.

BPs	Background yield at 3 ab ⁻¹ after all cuts										
	susy Backgrounds						SM Backgrounds				
	$\tilde{\chi}_1^\pm \tilde{\chi}_2^0$	$\tilde{\chi}_1^\pm \tilde{\chi}_3^0$	$\tilde{\chi}_2^0 \tilde{\chi}_3^0$	$\tilde{\chi}_1^0 \tilde{\chi}_2^0$	$\tilde{\chi}_1^0 \tilde{\chi}_3^0$	$\tilde{\chi}_1^\pm \tilde{\chi}_1^\pm$	ZZ	WZ	VVV	$t\bar{t}Z$	$t\bar{t}$
BP 1	29.15	43.09	75.17	1.31	1.92	0.2	137.05	151.18	12.40	84.70	14.62
BP 2	37.28	43.23	80.16	1.46	1.89	~ 0	137.05	100.79	14.80	98.57	10.96

Table 9: The background yield at 14 TeV with 3 ab⁻¹ of integrated luminosity after the cut-based analysis for the two benchmark points in b -tag category.

BPs	Signal rates at 3 ab^{-1} after all cuts						Significance calculation		
	$pp \rightarrow H/A \rightarrow \tilde{\chi}_1^0 \tilde{\chi}_2^0$			$pp \rightarrow H/A \rightarrow \tilde{\chi}_1^0 \tilde{\chi}_3^0$			Total signal,	Total background,	Significance,
	$pp \rightarrow b\bar{b}H$ (4F)	$b\bar{b} \rightarrow H$ (5F)	$gg \rightarrow H$ (ggF)	$pp \rightarrow b\bar{b}H$ (4F)	$b\bar{b} \rightarrow H$ (5F)	$gg \rightarrow H$ (N_{ggF})	$S = \frac{N_{4F} + wN_{5F}}{1 + w} + N_{ggF}$	B (From Table 9)	$\frac{S}{\sqrt{B}}$
BP 1	37.51	128.15	1.75	44.23	168.93	2.27	246.06	550.79	10.48
BP 2	23.22	100.89	0.91	25.31	125.28	0.86	184.14	526.19	8.03

Table 10: The signal yield for two benchmark points along with signal significance for the b -tag category of $\ell\ell + \cancel{E}_T$ final state.

4.2 The mono-h final state

As we have seen in Table 3, the electroweakinos can decay to the SM Higgs with a substantial rate, and can potentially be probed via the mono-h final state. The signal processes are $pp \rightarrow H \rightarrow \tilde{\chi}_1^0 + \tilde{\chi}_{2,3}^0 \rightarrow \tilde{\chi}_1^0 + (\tilde{\chi}_1^0 + h)$. Here, we consider two possible decay modes of the SM Higgs for our analysis, *viz.* $h \rightarrow b\bar{b}$ and $h \rightarrow \gamma\gamma$, which gives rise to $b\bar{b} + \cancel{E}_T$ and $\gamma\gamma + \cancel{E}_T$ final state respectively. The $b\bar{b} + \cancel{E}_T$ channel has substantial rate ($\text{BR}(h \rightarrow b\bar{b}) \sim 0.58$) but this channel is contaminated by huge QCD backgrounds. While the $\gamma\gamma + \cancel{E}_T$ channel suffers from small production rate because of the very small decay rate of $h \rightarrow \gamma\gamma$ ($\text{BR}(h \rightarrow \gamma\gamma) \sim 2.27 \times 10^{-3}$) however has the advantage of being clean in terms of the background contamination. In the next two subsections, we do a cut-based analysis for these two channels.

4.2.1 The $b\bar{b} + \cancel{E}_T$ channel

As with the previous optimisation procedure, there are two kinds of backgrounds to this channel, *viz.* the backgrounds arising from the SM processes and the susy backgrounds. In case of susy backgrounds, we generate samples associated with large production cross-section (Table 3), *viz.* $pp \rightarrow \tilde{\chi}_1^0 \tilde{\chi}_{2,3}^0$, $\tilde{\chi}_1^\pm \tilde{\chi}_{2,3}^0$ and $\tilde{\chi}_2^0 \tilde{\chi}_3^0$. Each of the $\tilde{\chi}_{2,3}^0$ can decay into a Z or h and $\tilde{\chi}_1^\pm$ decays into a W boson. Based on this, there could be 5 possible final state configurations, *viz.* hh , Zh , ZZ , Wh and WZ . We combine all of these decay configuration while generating this background.

In addition, we generate the dominant irreducible SM backgrounds, *viz.* $Zb\bar{b}$ and $t\bar{t}$. For the $Zb\bar{b}$, we decay the Z boson to neutrinos to get a similar final state as the signal event. We separately generate the $t\bar{t}$ background in fully leptonic mode, in semi-leptonic mode, and in hadronic mode. We also generate the other subdominant SM backgrounds, *i.e.* Zh , Wh , $t\bar{t}h$, $t\bar{t}Z$ and $t\bar{t}W$. The Zh background is generated upon merging with two jets in the final state by employing the MLM merging scheme. We generate the Wh background by merging with one extra parton in the final state where the SM Higgs is decayed to pair of bottom quarks and the W boson decays leptonically. We also generate

Selection cuts	
BP 1	BP 2
2 b-jet, $N_\ell = 0$ $90.0 < m_{bb} < 130.0$ $N_j \leq 1$	
$0.4 < \Delta R_{bb} < 1.4$ $\Delta\phi_{bb, \cancel{E}_T} > 2.8$ $\cancel{E}_T > 180 \text{ GeV}$	$0.4 < \Delta R_{bb} < 1.3$ $\Delta\phi_{bb, \cancel{E}_T} > 2.6$ $\cancel{E}_T > 210 \text{ GeV}$

Table 11: The selection cuts optimised in the $b\bar{b} + \cancel{E}_T$ channel for the cut-based analysis.

the $t\bar{t} + X$ backgrounds where $X = h, Z, W$ with no extra jets in the final state. (See Appendix C for details.)

A. b-veto category

The event selection for this analysis is governed by demanding that the event must have exactly two b-jets with $p_T > 20 \text{ GeV}$ and $|\eta| < 2.5$. We veto leptons ($N_\ell =$ Number of leptons in the final state) with $p_T > 20 \text{ GeV}$ and $|\eta| < 2.47$ (2.5) (for e (μ)) in the final state to reduce the contamination from $t\bar{t}$, Wh and $pp \rightarrow \tilde{\chi}_1^\pm \tilde{\chi}_{2,3}^0$ backgrounds where the final state contains leptons. The light jets are required to satisfy the transverse momentum of $p_T > 20 \text{ GeV}$ and pseudorapidity, $|\eta| < 4.5$. Finally, we construct the kinematic variables to perform the cut-based analysis. The invariant mass of the bottom pair will peak around the SM Higgs mass and we require $90 < m_{bb} < 130 \text{ GeV}$ [154]. We further require at most one light jet in the final state. These cuts define the set of basic trigger cuts in this analysis. The separation in the $\eta - \phi$ plane between the two b-jets measured as ΔR_{bb} is small for the signal event since the b-jets coming from SM Higgs are boosted, while this is not the case for the SM backgrounds. The missing transverse energy, \cancel{E}_T is large for the signal event as compared to the backgrounds as discussed previously (see section 4.1). Also, we construct the azimuthal angle separation, between the missing transverse momentum, \cancel{E}_T and the two b-jet system, *viz.* $\Delta\phi_{bb, \cancel{E}_T}$. We show the normalised distributions of these kinematic variables after trigger cuts for the signal and the dominant backgrounds in Fig. 16. It can be seen that \cancel{E}_T and ΔR_{bb} are very strong discriminating variables between the signal and background processes.

With the discriminating variables (ΔR_{bb} , $\Delta\phi_{bb, \cancel{E}_T}$ and \cancel{E}_T) explained above, we suggest a cut-based analysis optimising the signal over background. The final choice of cuts for these variables are listed in Table 11. As explained in the previous section, we use on the 5F scheme sample for performing the optimisation. Corresponding signal and dominant

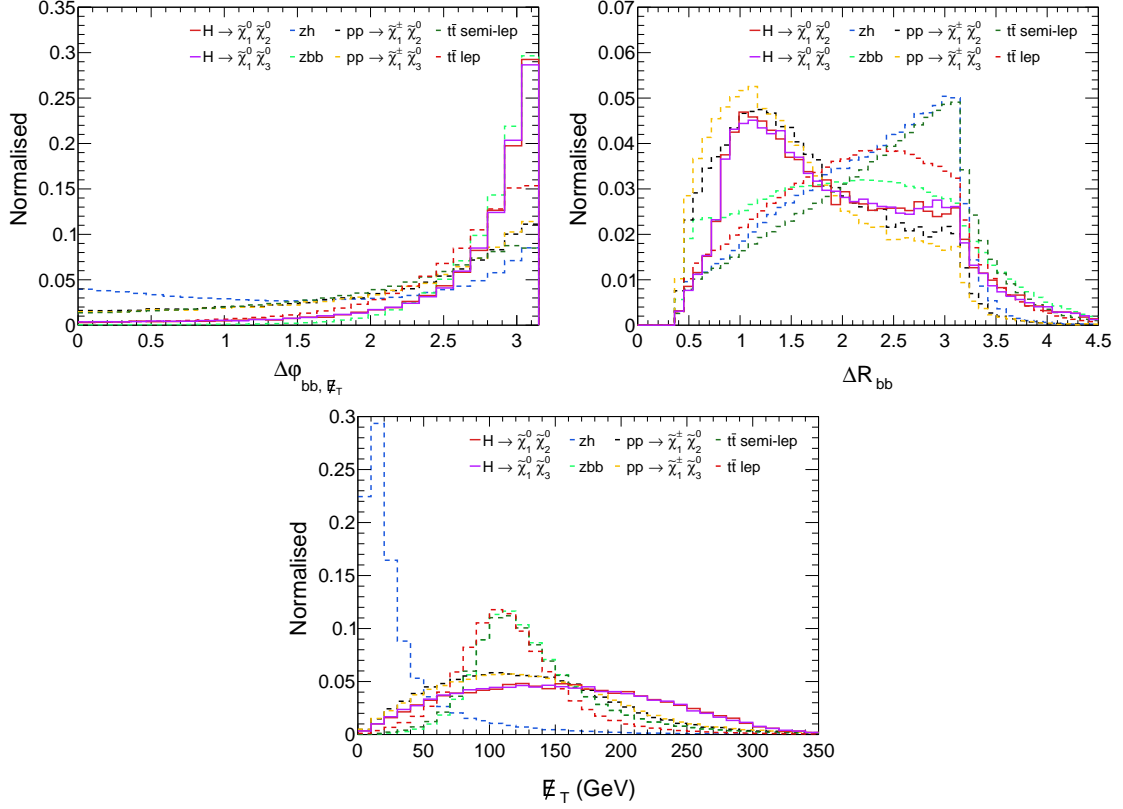


Figure 16: The normalised distributions of $\Delta\phi_{b\bar{b}, \cancel{E}_T}$, $\Delta R_{b\bar{b}}$ (top panel) and \cancel{E}_T (bottom panel) for the $b\bar{b} + \cancel{E}_T$ final state after the basic trigger cuts for the BP 1 scenario. We show the signal distribution in 5F scheme for $H \rightarrow \tilde{\chi}_2^0 \tilde{\chi}_1^0$ and $H \rightarrow \tilde{\chi}_3^0 \tilde{\chi}_1^0$ in solid.

background yields after all the cuts in succession are displayed in Table 12. The number of SM and susy background events corresponding to each benchmark points at the HL-LHC configuration are given in Table 13. The final signal significance along with the signal yield is presented in Table 14. Here, the signal significance is slightly higher than the previous $\ell\bar{\ell} + \cancel{E}_T$ analysis (section 4.1.1). Since the S/B ratio is very poor in this channel which reduces the significance drastically upon adding a systematic uncertainty, viz. for the 1st benchmark point S/\sqrt{B} changes from 7.25 to 0.86 by adding a 5% systematic.

B. b-tag category

In this channel, we demand at least three b-tagged jets with $p_T > 20$ GeV and $|\eta| < 2.5$ in the final state. Similar to the previous b-veto analysis, we reconstruct the kinematic variables for our cut-based analysis. We would like to mention here that the $t\bar{t}$ semi-leptonic background has an increased overlapping distribution in $\Delta R_{b\bar{b}}, \Delta\phi_{b\bar{b}, \cancel{E}_T}$ variables with signal ($0.4 < \Delta R_{b\bar{b}} < 1.4, \Delta\phi_{b\bar{b}, \cancel{E}_T} > 2.4$), making this background dominant, unlike in the b-veto case. We show a comparison of these distributions with the $t\bar{t}$ semi-leptonic

Cut flow	Event yield with 3 ab ⁻¹ of integrated luminosity									
	Signal $b\bar{b} \rightarrow H$ (5F)	susy Backgrounds					SM Backgrounds			
		$\tilde{\chi}_1^\pm \tilde{\chi}_2^0$	$\tilde{\chi}_1^\pm \tilde{\chi}_3^0$	$\tilde{\chi}_2^0 \tilde{\chi}_3^0$	$\tilde{\chi}_1^0 \tilde{\chi}_2^0$	$\tilde{\chi}_1^0 \tilde{\chi}_3^0$	$t\bar{t}$ semi-lep	$t\bar{t}$ lep	$Zb\bar{b}$	Zh
2 b-jet	13462.02	52228.81	38069.34	24939.88	4249.15	3440.29	20986446.60	6550973.43	1819565.20	401788.02
$m_{b\bar{b}}$	6157.23	24030.46	14348.47	9649.61	2077.00	1335.46	4703883.62	1395298.54	330347.57	207187.49
N_j	4468.20	7432.57	4316.85	3807.65	1686.87	1081.16	438443.84	665118.39	233316.61	86474.79
$\Delta R_{b\bar{b}}$	1860.50	2426.81	1541.98	1184.10	350.32	264.37	40719.02	41207.75	37334.54	7195.01
$\Delta\phi_{b\bar{b}, \cancel{E}_T}$	1727.71	1517.65	958.72	894.68	311.62	230.96	27122.61	24510.92	32072.74	4838.71
\cancel{E}_T	1305.41	902.03	575.41	544.77	180.65	130.06	7229.36	1872.63	13758.41	2542.62

Table 12: The cut-flow table for the benchmark point 1 in the $b\bar{b} + \cancel{E}_T$ mode with 5F signal production and dominant backgrounds.

BPs	Background yield at 3 ab ⁻¹ after all cuts													
	susy Backgrounds					SM Backgrounds								
	$\tilde{\chi}_1^\pm \tilde{\chi}_2^0$	$\tilde{\chi}_1^\pm \tilde{\chi}_3^0$	$\tilde{\chi}_2^0 \tilde{\chi}_3^0$	$\tilde{\chi}_1^0 \tilde{\chi}_2^0$	$\tilde{\chi}_1^0 \tilde{\chi}_3^0$	$t\bar{t}$ had	$t\bar{t}$ semi-lep	$t\bar{t}$ lep	$Zb\bar{b}$	Zh	Wh	$t\bar{t}h$	$t\bar{t}Z$	$t\bar{t}W$
Order	NLO [150]					NNLO [153]			LO	NNLO (QCD)+ NLO (EW) [155]		NLO [155]	NLO [152]	NLO [156]
BP 1	902.03	575.41	544.77	180.65	130.06	~ 0	7229.36	1872.63	13758.41	2542.62	19.44	32.09	98.39	28.08
BP 2	551.52	408.34	375.63	110.50	87.96	~ 0	3439.21	524.53	7768.05	1682.66	12.33	23.84	65.17	17.68

Table 13: The background yield at 14 TeV with 3 ab⁻¹ of integrated luminosity after the cut-based analysis for the two benchmark points.

BPs	Signal rates at 3 ab ⁻¹ after all cuts						Significance calculation		
	$pp \rightarrow H/A \rightarrow \tilde{\chi}_1^0 \tilde{\chi}_2^0$			$pp \rightarrow H/A \rightarrow \tilde{\chi}_1^0 \tilde{\chi}_3^0$			Total signal, $S = \frac{N_{4F} + wN_{5F}}{1 + w} + N_{ggF}$	Total background, B (From Table 13)	Significance, $\frac{S}{\sqrt{B}}$
	$pp \rightarrow b\bar{b}H$ (4F)	$b\bar{b} \rightarrow H$ (5F)	$gg \rightarrow H$ (ggF)	$pp \rightarrow b\bar{b}H$ (4F)	$b\bar{b} \rightarrow H$ (5F)	$gg \rightarrow H$ (N _{ggF})			
Order	LO	NNLO [131]		LO	NNLO [131]				
BP 1	136.68	858.80	127.04	73.22	446.61	185.71	1211.12	27913.94	7.25
BP 2	73.87	534.32	51.74	41.17	294.46	25.12	729.65	15067.42	5.94

Table 14: The signal yield for two benchmark points along with signal significance for the $b\bar{b} + \cancel{E}_T$ final state.

background in the b-veto case in Fig. 17. It is particularly interesting to understand the origin of this increased overlap. As this category demands 3 b-tagged jets, the extra b-jet in the $t\bar{t}$ background in semi-leptonic mode arises when a c-quark fakes as a b-jet in hadronic decays of W bosons originating from tops. This fake b-jet can have high transverse momentum and gets selected when reconstructing the two b-jet system. However, we note that there must be a light jet around this di-b-jet system, which originates from the W boson decay for background processes. To frame this feature in our optimisation analysis, we first demand that events must have at most one light jet in the final state. If the events contain a light jet then the di-b-jet system is reconstructed with b-jets closest in the $\eta - \phi$

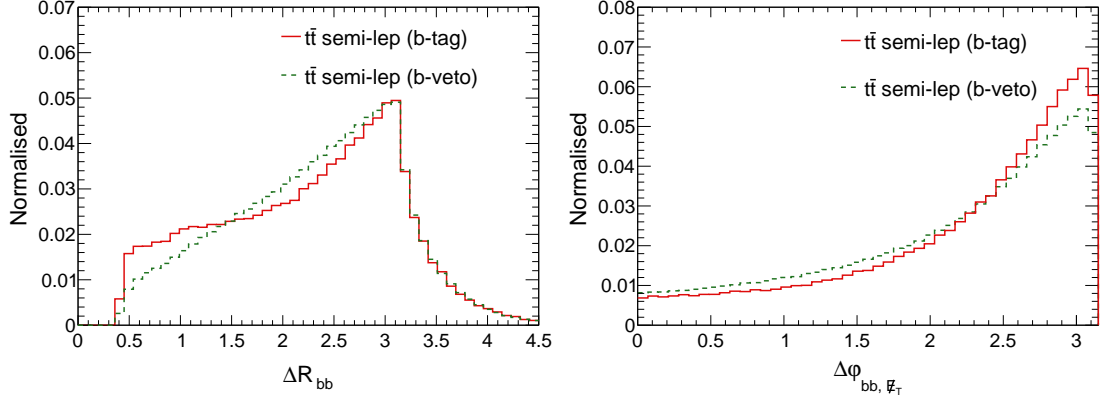


Figure 17: The comparison between the normalised distributions of ΔR_{bb} (left) and $\Delta\phi_{bb, \cancel{E}_T}$ (right panel) for $t\bar{t}$ semi-leptonic background in the b -veto and b -tag category of $b\bar{b} + \cancel{E}_T$ final state.

plane, *i.e.* we select jets for which ΔR_{bb} is minimum. Using this $b\bar{b}$ system, we compute the distance between this b -jet system and the light jet, $\Delta R_{bb,j}$, as shown in Fig. 18. This distribution is shifted towards low values of $\Delta R_{bb,j}$ for the $t\bar{t}$ semi-leptonic than the signal events. Therefore, we include this variable in our cut-based analysis and put a lower bound after optimisation. To construct the other variables, *viz.* m_{bb} , ΔR_{bb} , and $\Delta\phi_{bb, \cancel{E}_T}$, we take the two hardest b -jets in the event as before. We show the optimised selection cuts in Table 15. We quote the background yields and final signal significance along with signal yields after the cut-based analysis in Table 16 and Table 17. The tables demonstrate that the final significance is about 4 for both the benchmark points. With respect to b -veto category, we obtain lesser significance for b -tag primarily because of a different background composition.

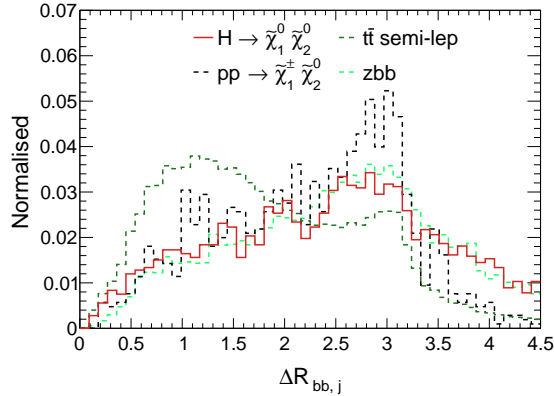


Figure 18: The normalised distributions of $\Delta R_{bb,j}$ for the $t\bar{t}$ semi-leptonic background along with other dominant backgrounds in the b -tag category of $b\bar{b} + \cancel{E}_T$ final state for benchmark point 1. Overlaid in solid is the distribution for the $5F$ scheme signal process.

Selection cuts	
BP 1	BP 2
$N_b \geq 3, N_\ell = 0$ $N_j \leq 1$ $90.0 < m_{bb} < 130.0$	
$0.4 < \Delta R_{bb} < 1.5$ $\Delta\phi_{bb, \cancel{E}_T} > 2.3$ $\cancel{E}_T > 180 \text{ GeV}$ $\Delta R_{bb,j} > 2.2$	$0.4 < \Delta R_{bb} < 1.4$ $\Delta\phi_{bb, \cancel{E}_T} > 2.2$ $\cancel{E}_T > 210 \text{ GeV}$ $\Delta R_{bb,j} > 1.7$

Table 15: The selection cuts optimised for the b -tag $b\bar{b} + \cancel{E}_T$ channel for the cut-based analysis.

BPs	Background yield at 3 ab ⁻¹ after all cuts														
	susy Backgrounds					SM Backgrounds									Total Background
						$t\bar{t}$ had	$t\bar{t}$ semi-lep	$t\bar{t}$ lep	$Zb\bar{b}$	Zh	Wh	$t\bar{t}h$	$t\bar{t}Z$	$t\bar{t}W$	
	$\tilde{\chi}_1^\pm \tilde{\chi}_2^0$	$\tilde{\chi}_1^\pm \tilde{\chi}_3^0$	$\tilde{\chi}_2^0 \tilde{\chi}_3^0$	$\tilde{\chi}_1^0 \tilde{\chi}_2^0$	$\tilde{\chi}_1^0 \tilde{\chi}_3^0$										
BP 1	45.16	32.31	143.41	2.79	1.64	~ 0	2947.89	470.61	741.51	40.13	0.41	164.13	44.72	6.24	4640.95
BP 2	28.16	18.48	83.34	1.88	1.88	~ 0	1784.78	235.30	527.80	34.40	0.26	58.68	43.44	4.16	2822.56

Table 16: The background yield at 14 TeV with 3 ab^{-1} of integrated luminosity after the cut-based analysis for the two benchmark points in the b -tag category.

BPs	Signal rates at 3 ab^{-1} after all cuts						Significance calculation		
	$pp \rightarrow H/A \rightarrow \tilde{\chi}_1^0 \tilde{\chi}_2^0$			$pp \rightarrow H/A \rightarrow \tilde{\chi}_1^0 \tilde{\chi}_3^0$			Total signal,	Total background,	Significance,
	$pp \rightarrow b\bar{b}H$ ($4F$)	$b\bar{b} \rightarrow H$ ($5F$)	$gg \rightarrow H$ (ggF)	$pp \rightarrow b\bar{b}H$ ($4F$)	$b\bar{b} \rightarrow H$ ($5F$)	$gg \rightarrow H$ (N_{ggF})	$S = \frac{N_{4F} + wN_{5F}}{1+w} + N_{ggF}$	B (From Table 16)	$\frac{S}{\sqrt{B}}$
BP 1	55.64	206.50	4.00	33.05	115.00	1.96	267.96	4640.95	3.93
BP 2	34.41	158.05	2.03	18.67	82.06	0.71	196.74	2822.56	3.70

Table 17: The signal yield along with signal significance for the b -tag $b\bar{b} + \cancel{E}_T$ final state.

4.2.2 The $\gamma\gamma + \cancel{E}_T$ channel

Finally, we turn our focus on the $\gamma\gamma + \cancel{E}_T$ final state which is clean in terms of the background contamination with the disadvantage of having very low event yield as compared to the other search channels discussed earlier. We generate the following susy backgrounds, *viz.* $pp \rightarrow \tilde{\chi}_1^0 \tilde{\chi}_{2,3}^0$, $\tilde{\chi}_1^\pm \tilde{\chi}_{2,3}^0$ and $\tilde{\chi}_2^0 \tilde{\chi}_3^0$. For all of these backgrounds, the $\tilde{\chi}_{2,3}^0$ is decayed to SM Higgs boson and it further decays to a photon pair. The dominant SM backgrounds are Zh , Wh and $Z\gamma\gamma$. We generate the Zh and Wh background upon merging with one additional jet in the final state where the SM Higgs decays to $\gamma\gamma$. For the $Z\gamma\gamma$, we decay the Z boson into neutrinos and merge with one extra jet in the final state. Also, we generate $t\bar{t}h$ with $h \rightarrow \gamma\gamma$ which is a subdominant background to this final state. For details

Selection cuts	
BP 1	BP 2
$2\gamma, N_{\ell,b} = 0$ $122.0 < m_{\gamma\gamma} < 128.0$ $N_j \leq 1$	
$\cancel{E}_T > 150 \text{ GeV}$	$\cancel{E}_T > 190 \text{ GeV}$
$\Delta\phi_{\gamma\gamma, \cancel{E}_T} > 2.7$	$\Delta\phi_{\gamma\gamma, \cancel{E}_T} > 2.5$

Table 18: *The selection cuts optimised in the $\gamma\gamma + \cancel{E}_T$ channel for the cut-based analysis.*

see Appendix C.

A. b-veto category

In this category, the selected event must contain exactly two photons with $p_T > 30 \text{ GeV}$ and $|\eta| < 2.5$ along with no b-jets satisfying $p_T > 20 \text{ GeV}$ and $|\eta| < 2.5$ in the final state. We veto events which contain leptons with $p_T > 20 \text{ GeV}$ and $|\eta| < 2.47$ (2.5) (for electron (muon)) in the final state to reduce the $pp \rightarrow \tilde{\chi}_1^\pm \tilde{\chi}_{2,3}^0, Zh, Wh$ and $t\bar{t}h$ backgrounds. Since photon has very clean signature with excellent mass resolution at the LHC, we restrict the di-photon invariant mass within (122, 128) GeV. The number of maximum light jets with $p_T > 20 \text{ GeV}$ and $|\eta| < 4.5$ are restricted to be one to reduce the backgrounds with multiple jets in the final state. Similar to the previous sections, we optimise the signal over backgrounds with missing energy, \cancel{E}_T and, the azimuthal angle separation between the di-photon system and \cancel{E}_T , $\Delta\phi_{\gamma\gamma, \cancel{E}_T}$. The normalised distribution of these variables for signal and dominant background events are shown in Fig. 19.

The results of the optimised cuts for both of the benchmark points are displayed in Table 18. The cut flow table for the benchmark point 1 is shown in Table 19. We present the number of SM and susy background events at $\sqrt{s} = 14 \text{ TeV}$ with 3 ab^{-1} of integrated luminosity corresponding to each benchmark point in Table 20. Also, we display the final signal significance in Tab. 21. The signal significance is very poor in this channel. However, the signal to background ratio, S/B is large here which reduces the effect of adding systematic uncertainty on the final signal significance, *viz.* a 5% systematic changes the significance from 1.74 to 1.48 for the first benchmark point.

B. b-tag category

Here, we select events with exactly two photon and atleast one extra b-jet in the final state meeting the basic cuts mentioned in the previous section 4.2.2. The event yield further reduces by demanding the extra b-jet. Next, we do a cut-based analysis with the kinematic

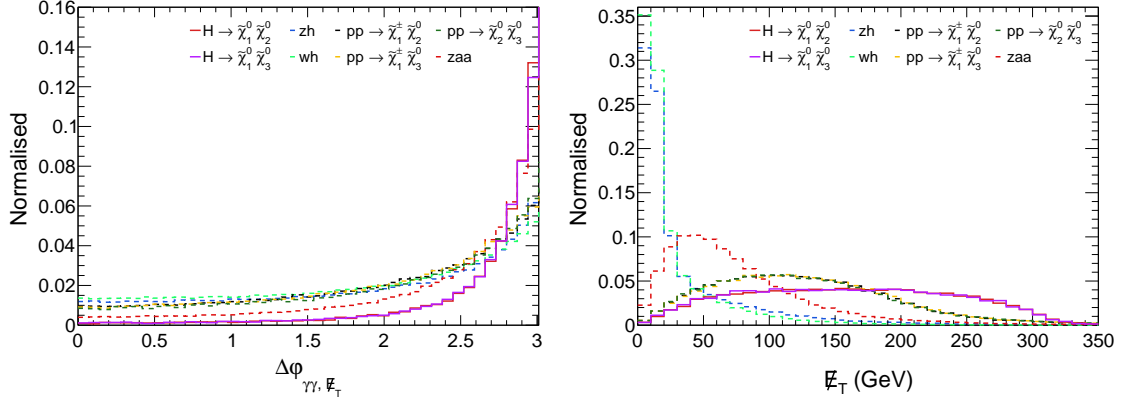


Figure 19: The normalised distributions of $\Delta\phi_{\gamma\gamma, \cancel{E}_T}$ (left) and \cancel{E}_T (right) for the $\gamma\gamma + \cancel{E}_T$ final state after the basic trigger cuts. We overlay in solid the signal distribution for $H \rightarrow \tilde{\chi}_2^0 \tilde{\chi}_1^0$, $H \rightarrow \tilde{\chi}_3^0 \tilde{\chi}_1^0$.

Cut flow	Event yield with 3 ab^{-1} of integrated luminosity									
	Signal $b\bar{b} \rightarrow H (5F)$	susy Backgrounds					SM Backgrounds			
		$\tilde{\chi}_1^\pm \tilde{\chi}_2^0$	$\tilde{\chi}_1^\pm \tilde{\chi}_3^0$	$\tilde{\chi}_2^0 \tilde{\chi}_3^0$	$\tilde{\chi}_1^0 \tilde{\chi}_2^0$	$\tilde{\chi}_1^0 \tilde{\chi}_3^0$	Zh	Wh	$Z\gamma\gamma$	$t\bar{t}h$
2γ	55.50	236.06	138.57	158.83	26.57	13.25	1782.53	2761.95	1663.45	175.10
$m_{\gamma\gamma}$	54.44	227.10	133.13	153.93	26.01	12.97	1751.64	2702.96	329.98	167.78
N_j	43.67	72.26	42.49	54.49	16.05	8.12	791.14	1122.31	259.10	2.53
\cancel{E}_T	23.15	23.59	14.08	18.63	6.62	3.28	54.68	31.17	19.05	0.39
$\Delta\phi_{\gamma\gamma, \cancel{E}_T}$	22.18	17.17	10.32	14.80	5.70	2.83	51.08	29.25	15.90	0.28

Table 19: The cut-flow table for the benchmark point 1 in the $\gamma\gamma + \cancel{E}_T$ mode with $5F$ signal production and backgrounds.

BPs	Background yield at 3 ab^{-1} after all cuts									
	susy Backgrounds					SM Backgrounds				Total Background
	$\tilde{\chi}_1^\pm \tilde{\chi}_2^0$	$\tilde{\chi}_1^\pm \tilde{\chi}_3^0$	$\tilde{\chi}_2^0 \tilde{\chi}_3^0$	$\tilde{\chi}_1^0 \tilde{\chi}_2^0$	$\tilde{\chi}_1^0 \tilde{\chi}_3^0$	Zh	Wh	$Z\gamma\gamma$	$t\bar{t}h$	
Order	NLO [150]					NNLO (QCD)+ NLO (EW) [155]		LO	NLO [155]	
BP 1	17.17	10.32	14.80	5.70	2.83	51.08	29.25	15.90	0.28	147.33
BP 2	10.90	6.23	9.35	5.22	2.57	30.02	14.82	7.83	0.15	87.09

Table 20: The background yield at 14 TeV with 3 ab^{-1} of integrated luminosity after the cut-based analysis for the two benchmark points.

variables, \cancel{E}_T and $\Delta\phi_{\gamma\gamma, \cancel{E}_T}$. The selection cuts are presented in Table 22. We calculate the final signal significance in Table 24.

BPs	Signal rates at 3 ab^{-1} after all cuts						Significance calculation		
	$pp \rightarrow H/A \rightarrow \tilde{\chi}_1^0 \tilde{\chi}_2^0$			$pp \rightarrow H/A \rightarrow \tilde{\chi}_1^0 \tilde{\chi}_3^0$			Total signal, $S = \frac{N_{4F} + wN_{5F}}{1 + w} + N_{ggF}$	Total background, B (From Table 20)	Significance, $\frac{S}{\sqrt{B}}$
	$pp \rightarrow b\bar{b}H$ (4F)	$b\bar{b} \rightarrow H$ (5F)	$gg \rightarrow H$ (ggF)	$pp \rightarrow b\bar{b}H$ (4F)	$b\bar{b} \rightarrow H$ (5F)	$gg \rightarrow H$ (N_{ggF})			
Order	LO	NNLO [131]		LO	NNLO [131]				
BP 1	2.51	14.53	2.37	1.27	7.65	1.22	21.07	147.33	1.74
BP 2	1.00	7.75	0.81	0.57	4.35	0.72	11.03	87.09	1.18

Table 21: The signal yield along with signal significance for the $\gamma\gamma + \cancel{E}_T$ final state.

Selection cuts	
BP 1	BP 2
$2\gamma, N_\ell = 0, N_b \geq 1$ $122.0 < m_{\gamma\gamma} < 128.0$ $N_j \leq 1$	
$\cancel{E}_T > 200 \text{ GeV}$	$\cancel{E}_T > 230 \text{ GeV}$
$\Delta\phi_{\gamma\gamma, \cancel{E}_T} > 2.0$	$\Delta\phi_{\gamma\gamma, \cancel{E}_T} > 2.1$

Table 22: The selection cuts optimised in the b -tag $\gamma\gamma + \cancel{E}_T$ channel for the cut-based analysis.

BPs	Background yield at 3 ab^{-1} after all cuts									
	susy Backgrounds					SM Backgrounds				Total
	$\tilde{\chi}_1^\pm \tilde{\chi}_2^0$	$\tilde{\chi}_1^\pm \tilde{\chi}_3^0$	$\tilde{\chi}_2^0 \tilde{\chi}_3^0$	$\tilde{\chi}_1^0 \tilde{\chi}_2^0$	$\tilde{\chi}_1^0 \tilde{\chi}_3^0$	Zh	Wh	$Z\gamma\gamma$	$t\bar{t}h$	Background
BP 1	0.63	0.37	2.29	0.13	0.06	0.33	0.33	0.24	1.36	5.74
BP 2	0.32	0.19	1.28	0.15	0.08	0.15	0.25	0.16	0.72	3.30

Table 23: The background yield at 14 TeV with 3 ab^{-1} of integrated luminosity after the cut-based analysis for the two benchmark points in b -tag category.

BPs	Signal rates at 3 ab^{-1} after all cuts						Significance calculation		
	$pp \rightarrow H/A \rightarrow \tilde{\chi}_1^0 \tilde{\chi}_2^0$			$pp \rightarrow H/A \rightarrow \tilde{\chi}_1^0 \tilde{\chi}_3^0$			Total signal, $S = \frac{N_{4F} + wN_{5F}}{1 + w} + N_{ggF}$	Total background, B (From Table 23)	Significance, $\frac{S}{\sqrt{B}}$
	$pp \rightarrow b\bar{b}H$ (4F)	$b\bar{b} \rightarrow H$ (5F)	$gg \rightarrow H$ (ggF)	$pp \rightarrow b\bar{b}H$ (4F)	$b\bar{b} \rightarrow H$ (5F)	$gg \rightarrow H$ (N_{ggF})			
BP 1	1.11	3.86	0.068	0.58	2.10	0.034	4.97	5.74	2.07
BP 2	0.54	2.47	0.023	0.31	1.30	0.02	3.09	3.30	1.70

Table 24: The signal yield along with signal significance for the b -tag $\gamma\gamma + \cancel{E}_T$ final state.

Summary prompt final states

We end our discussion of Higgs to susy decays in prompt final state with a summary. We evaluate the prospect of discovering heavy Higgs in electroweakino decays at the HL-LHC.

The signature for such decays are mono- $Z + \cancel{E}_T$ and mono- $h + \cancel{E}_T$ final state. The leptonic decay of Z boson in mono- $Z + \cancel{E}_T$ final state gives rise to $\ell\ell + \cancel{E}_T$ channel. In case of mono- $h + \cancel{E}_T$ final state, we decay the SM Higgs into $b\bar{b}$ and $\gamma\gamma$ final state which gives rise to $b\bar{b} + \cancel{E}_T$ and $\gamma\gamma + \cancel{E}_T$ channel respectively. Further, we divide our analysis into b-veto and b-tag category to account for extra b-jet requirement in case of bottom pair fusion production mode of heavy Higgs. The $\ell\ell + \cancel{E}_T$ channel can give rise to promising signature at the collider with higher signal significance. The result improves up to $\sim 70\%$ upon considering b-tag category. For the case of $b\bar{b} + \cancel{E}_T$ channel the signal to background ratio is very poor, mainly because of large $Zb\bar{b}$ and $t\bar{t}$ background. To probe heavy Higgs in this channel one has to look for better ways to reduce these backgrounds. The $\gamma\gamma + \cancel{E}_T$ channel suffers from smaller event rate in spite of being a clean final state. This channel might be very important search channel at higher energy colliders like HE-LHC or 100 TeV collider. We would like to stress that our work for the first time, demonstrates the importance and the impact of susy backgrounds for Higgs to susy decays. The production cross section of susy backgrounds can be comparable or larger than the signal processes considered here. This depends on exact details of parameter space, most importantly, the composition of electroweakinos. The relative importance of signal and susy background process for few benchmark scenarios can be seen in Table. 3. Apart from an overall increase in total background cross sections due to susy processes, we observe an increased overlap in the kinematic distributions e.g. ΔR_{bb} and \cancel{E}_T as shown Fig. 16. These features of susy backgrounds altogether can lead to an appreciable amount of contribution in the total background. Hence one must appropriately take into account these susy backgrounds into the analysis while searching for heavy Higgs decays in mono-X signatures at the collider.

5 Long lived charged particle (LLCP)

Along with the prompt final states discussed in last sections, it is also possible that heavy Higgs decays into long lived chargino (few centimeters). Such long lived chargino can then decay with a soft final state in the detector, leaving the so called disappearing track. In this section, we turn our focus on these scenarios. As we have discussed earlier, for a winolike LSP the mass gap between $\tilde{\chi}_1^0$ and $\tilde{\chi}_1^\pm$ is very small and the $\tilde{\chi}_1^\pm$ becomes long lived charged particle (LLCP). We discuss the features of these LLCP and prospects of observing them at collider in the following sections. It should be noted that the heavy neutral Higgs will decay to pair of charginos. In case heavy Higgs decays to pair of light chargino, the existing disappearing track searches are applicable. However as shown previously 3.1, heavy Higgs can have a significant branching ratio to $\tilde{\chi}_1^\pm \tilde{\chi}_2^\pm$. The $\tilde{\chi}_2^\pm$ decays promptly with visible final states (e.g. leptons, photons or jets). While the existing disappearing track searches [157, 158] are sensitive to presence of additional jets in the final state, they veto energetic leptons. In addition to LLCP production via neutral Higgs, we also review

charged Higgs signature which can give rise to disappearing track. This search channel also suffers from same problem of generating additional hits which are vetoed by existing searches.

Before we proceed, a comment about choice of benchmarks in this section is in order. In section 2, we discussed the impact of loop corrections on the predicted chargino decay length. In this work, we have not taken into account such loop corrections. However, the results being discussed depend on the mass hierarchy between the heavy Higgs and the chargino. Accounting for loop corrections will largely impact the chargino decay length while the mass hierarchy will largely be unaltered. Therefore, we consider that the choice of our benchmark points is justified irrespective of the missing loop corrections to chargino decay lengths.

5.1 Decay fraction of LLCP at various tracker ranges in the detector

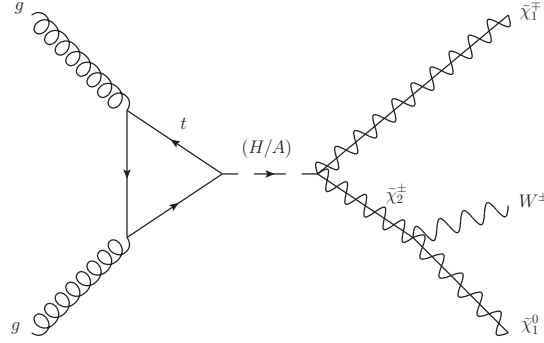


Figure 20: The Feynman diagram for the production of $\tilde{\chi}_1^\mp$ from $pp \rightarrow H \rightarrow \tilde{\chi}_1^\mp \tilde{\chi}_2^\pm$, $\tilde{\chi}_2^\pm \rightarrow W^\pm \tilde{\chi}_1^0$ process.

Here, we take three benchmark points (BPs) with a LLCP $\tilde{\chi}_1^\pm$, which satisfy all the collider constraints as discussed in section 3. It should be noted that **SModelS** database currently does not include disappearing track analyses results. These results may pose additional constraints on the parameter space which are not taken into account here. For illustrative purposes, we consider the $\tilde{\chi}_1^\pm$ decay lengths of 3 mm, 3 cm and 30 cm corresponding to the benchmarks in equation 5.1, 5.2 and 5.3 respectively. The LLCP is produced via the process, $pp \rightarrow H \rightarrow \tilde{\chi}_1^\mp \tilde{\chi}_2^\pm$, $\tilde{\chi}_2^\pm \rightarrow W^\pm \tilde{\chi}_1^0$ (Fig. 20). The production cross section of this process and the decay branching ratios for different benchmark points are given in Table 26. We trigger these events by applying cuts on the transverse momentum, p_T and pseudorapidity, η , of W boson decay products. The analysis is divided into three parts depending on the trigger. The first one is on the lepton from the decay of W boson which must satisfy $p_{T,\ell} > 30$ GeV, $|\eta_\ell| < 2.5$. For the second trigger, the events must contain at least one jet with $p_{T,j} > 200$ GeV and $|\eta_j| < 2.5$. The events with at least two

jets with $p_{T,j} > 150$ GeV and $|\eta_j| < 2.5$ are selected in the third trigger. We also demand that the $\tilde{\chi}_1^\pm$ must be produced with $p_{T,\tilde{\chi}_1^\pm} > 100$ GeV within $|\eta| < 2.5$ in all the trigger choices. These choices are summarised in Table 25. The whole set-up and the analysis is done in the Pythia-6 framework. We expect use of Pythia8 for event generation to produce largely identical results. The yield of this process after applying these trigger cuts are listed in Table 26 at the HL-LHC with 3 ab^{-1} of integrated luminosity. We also show the normalised distributions of the mean decay length, $\beta c \gamma \tau$ for these three BPs corresponding to different decay lengths in Fig. 21 after applying the trigger cuts.

$$\begin{aligned}
M_A &= 1.76 \text{ TeV}, \tan\beta = 16.33, M_1 = 386.76 \text{ GeV}, M_2 = 123.77 \text{ GeV}, \mu = 303.24 \text{ GeV}, \\
M_3 &= 4.68 \text{ TeV}, M_{\tilde{Q}_{1L}, \tilde{Q}_{2L}} = M_{\tilde{u}_R, \tilde{d}_R, \tilde{c}_R, \tilde{s}_R} = M_{\tilde{e}_L, \tilde{\mu}_L, \tilde{e}_R, \tilde{\mu}_R} = 3 \text{ TeV}, M_{\tilde{Q}_{3L}} = 7.83 \text{ TeV}, \\
A_t &= -2.38 \text{ TeV}, A_b = 0.49 \text{ TeV}, A_\tau = -0.98 \text{ TeV}, A_{e,\mu,u,d,c,s} = 0, \\
M_{\tilde{\tau}_L} &= 1.75 \text{ TeV}, M_{\tilde{\tau}_R} = 1.96 \text{ TeV}, M_{\tilde{t}_R} = 3.65 \text{ TeV}, M_{\tilde{b}_R} = 2.93 \text{ TeV}
\end{aligned} \tag{5.1}$$

$$\begin{aligned}
M_A &= 1.61 \text{ TeV}, \tan\beta = 43.71, M_1 = 913.40 \text{ GeV}, M_2 = 153.52 \text{ GeV}, \mu = 346.64 \text{ GeV}, \\
M_3 &= 2.44 \text{ TeV}, M_{\tilde{Q}_{1L}, \tilde{Q}_{2L}} = M_{\tilde{u}_R, \tilde{d}_R, \tilde{c}_R, \tilde{s}_R} = M_{\tilde{e}_L, \tilde{\mu}_L, \tilde{e}_R, \tilde{\mu}_R} = 3 \text{ TeV}, M_{\tilde{Q}_{3L}} = 7.31 \text{ TeV}, \\
A_t &= -6.18 \text{ TeV}, A_b = -85.77 \text{ GeV}, A_\tau = -1.60 \text{ TeV}, A_{e,\mu,u,d,c,s} = 0, \\
M_{\tilde{\tau}_L} &= 1.04 \text{ TeV}, M_{\tilde{\tau}_R} = 1.87 \text{ TeV}, M_{\tilde{t}_R} = 6.35 \text{ TeV}, M_{\tilde{b}_R} = 8.23 \text{ TeV}
\end{aligned} \tag{5.2}$$

$$\begin{aligned}
M_A &= 1.53 \text{ TeV}, \tan\beta = 5.76, M_1 = 618.29 \text{ GeV}, M_2 = 307.56 \text{ GeV}, \mu = 626.69 \text{ GeV}, \\
M_3 &= 4.90 \text{ TeV}, M_{\tilde{Q}_{1L}, \tilde{Q}_{2L}} = M_{\tilde{u}_R, \tilde{d}_R, \tilde{c}_R, \tilde{s}_R} = M_{\tilde{e}_L, \tilde{\mu}_L, \tilde{e}_R, \tilde{\mu}_R} = 3 \text{ TeV}, M_{\tilde{Q}_{3L}} = 6.18 \text{ TeV}, \\
A_t &= 4.43 \text{ TeV}, A_b = -264.30 \text{ GeV}, A_\tau = 1.94 \text{ TeV}, A_{e,\mu,u,d,c,s} = 0, \\
M_{\tilde{\tau}_L} &= 0.76 \text{ TeV}, M_{\tilde{\tau}_R} = 1.11 \text{ TeV}, M_{\tilde{t}_R} = 4.15 \text{ TeV}, M_{\tilde{b}_R} = 0.76 \text{ TeV}
\end{aligned} \tag{5.3}$$

Trigger	Cuts
Trigger 1	$p_{T,\ell} > 30 \text{ GeV}, \eta_\ell < 2.5$
Trigger 2	At least one jet with $p_T > 200 \text{ GeV}$ and $ \eta < 2.5$
Trigger 3	At least two jets with $p_T > 150 \text{ GeV}$ and $ \eta < 2.5$

Table 25: Summarizing trigger cuts for LLCP scenario. Along with these trigger cuts, additional constraints are applied on $\tilde{\chi}_1^\pm$ which are $p_{T,\tilde{\chi}_1^\pm} > 100 \text{ GeV}$ and $|\eta_{\tilde{\chi}_1^\pm}| < 2.5$.

We compute the fractional number of events where chargino decays within various distances inside detector as the ratio of number of events within that range divided by

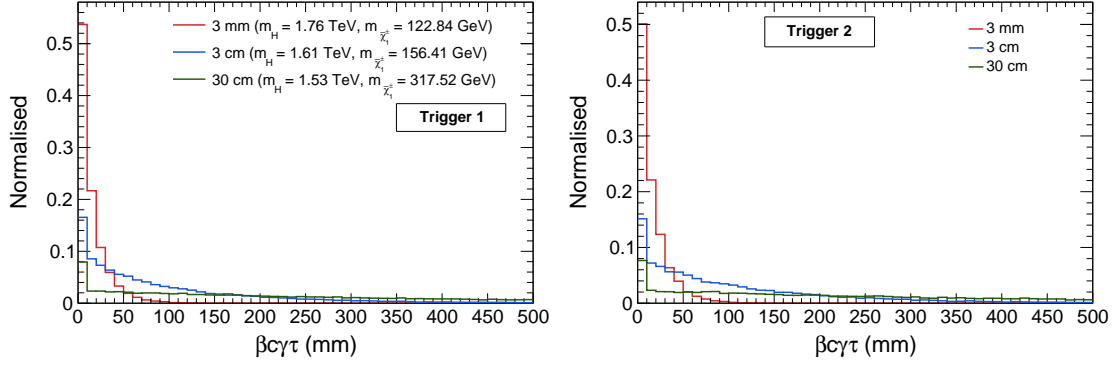


Figure 21: The normalised distribution of mean decay length for the three LLCP scenario after requiring Trigger 1 (left) and Trigger 2 (right) along with additional selection criteria.

$\beta c\gamma\tau$ of $\tilde{\chi}_1^\pm$	Cross-section of $gg/b\bar{b} \rightarrow H/A$ (fb)	Branching ratio (%)	Trigger cuts	Event yield at 3 ab^{-1}	
				before trigger	after trigger
3 mm	1.51	$BR(H \rightarrow \tilde{\chi}_1^\pm \tilde{\chi}_2^\mp) = 40.23$ $BR(A \rightarrow \tilde{\chi}_1^\pm \tilde{\chi}_2^\mp) = 38.33$ $BR(\tilde{\chi}_2^\pm \rightarrow W^\pm \tilde{\chi}_1^0) = 37.75$	Trigger 1	437.56	314.52
			Trigger 2	905.87	403.73
			Trigger 3		125.30
3 cm	18.97	$BR(H \rightarrow \tilde{\chi}_1^\pm \tilde{\chi}_2^\mp) = 16.82$ $BR(A \rightarrow \tilde{\chi}_1^\pm \tilde{\chi}_2^\mp) = 16.42$ $BR(\tilde{\chi}_2^\pm \rightarrow W^\pm \tilde{\chi}_1^0) = 37.13$	Trigger 1	2287.66	1617.88
			Trigger 2	4736.18	1796.15
			Trigger 3		460.36
30 cm	0.93	$BR(H \rightarrow \tilde{\chi}_1^\pm \tilde{\chi}_2^\mp) = 48.77$ $BR(A \rightarrow \tilde{\chi}_1^\pm \tilde{\chi}_2^\mp) = 45.07$ $BR(\tilde{\chi}_2^\pm \rightarrow W^\pm \tilde{\chi}_1^0) = 33.72$	Trigger 1	287.54	221.41
			Trigger 2	595.30	241.04
			Trigger 3		49.49

Table 26: Production cross-section and branching ratios for all the three benchmark points along with the yield after putting trigger cuts at 3 ab^{-1} . For the leptonic case, the W boson from $\tilde{\chi}_2^\pm$ is decayed leptonically ($\ell = e, \mu, \tau$), and the W boson decays to jets for the case of jet trigger.

the number of events passing trigger criterion. We quote these numbers in Table 27 for different $\tilde{\chi}_1^\pm$ decay lengths. From Table 27, it is evident that due to the Lorentz factors, the $\tilde{\chi}_1^\pm$ decays mostly at larger distances with respect to its decay length. Such highly boosted chargino can improve the sensitivity of the disappearing track searches as they live for longer time in the detector. The existing disappearing track searches fail below a chargino lifetime below approximately 3 mm, the boosted chargino produced via Higgs with such low lifetime can lead to an additional handle for such scenarios.

Trigger cuts	$\beta c \gamma \tau$ of $\tilde{\chi}_1^\pm$	Fraction of events after trigger in % within					
		0 – 3 mm	3 – 30 mm	30 mm - 10 cm	10 – 30 cm	30 – 100 cm	> 100 cm
Trigger 1	3 mm	26.61	59.49	13.58	0.32	0.0	0.0
	3 cm	9.83	22.56	32.53	28.48	6.57	0.03
	30 cm	6.16	6.27	14.07	27.99	35.27	10.24
Trigger 2	3 mm	24.07	60.49	15.10	0.34	0.0	0.0
	3 cm	9.49	19.44	31.62	31.89	7.51	0.05
	30 cm	5.86	6.01	13.64	27.66	36.39	10.44
Trigger 3	3 mm	23.06	60.75	15.86	0.33	0.0	0.0
	3 cm	9.03	18.01	31.58	32.79	8.53	0.06
	30 cm	5.90	5.63	13.04	27.07	37.53	10.83

Table 27: After triggering event with p_T and η cut, the fraction of charginos which decay in different regions of tracker (or outside) in detector with decay length of a few mm upto few centimeters.

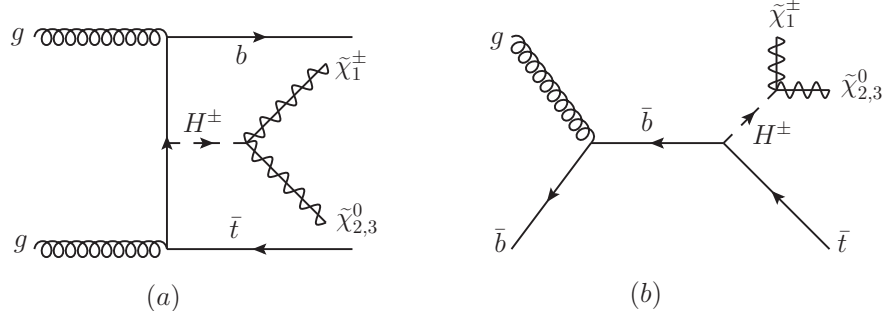


Figure 22: The Feynman diagram of (a) 4F and (b) 5F charged Higgs production at LO, which decays to electroweakinos yielding LLCP signature at the collider.

5.2 Probing charged Higgs via LLCP signature

Finally, we introduce another probe of new physics, namely supersymmetric decays of charged Higgs. The supersymmetric final states arising from charged Higgs decays have so far not been analysed in the literature. A complete overview of these decays is beyond the scope of this work. However, we illustrate an example of charged Higgs decays to LLCP. At the LHC, the H^\pm is already being searched for by its decay into various Standard Model (SM) particles, *viz.* $H^\pm \rightarrow \tau^\pm \nu$ [159–162] and $H^\pm \rightarrow t\bar{b}$ [163, 164]. Below top quark mass, it is mainly produced from the top quark decay in $t\bar{t}$ production, $t \rightarrow H^+ b$. For the case of $m_{H^\pm} > m_t$, the charged Higgs production happens via two processes, *viz.* four-flavour (4F), $gg/q\bar{q} \rightarrow t\bar{b}H^-$ and five-flavour (5F), $gb \rightarrow tH^-$. Then, these two processes are matched to get the total inclusive cross-section, in the same way as we have discussed at the beginning of section 4.

In the MSSM, the charged Higgs can decay into a pair of electroweakinos, *viz.* $H^\pm \rightarrow \tilde{\chi}_1^\pm \tilde{\chi}_2^0$ (Fig. 22). For a winolike LSP scenario, the $\tilde{\chi}_1^\pm$ produced from the decay of H^\pm can be long-lived. Therefore, the charged Higgs can be probed via missing charged track signature. A demonstration of possible analysis is our main goal in this section. For this, we choose the following three benchmark points from our scan, equation 5.4, 5.5 and 5.6 which corresponds to charged Higgs mass around 600, 800 and 1000 GeV respectively. The $4F$ and $5F$ production cross-section for charged Higgs and various electroweakino branching ratios for these benchmark points are given in Table 28.

$$\begin{aligned}
M_A &= 614.75 \text{ GeV}, \tan\beta = 13.09, M_1 = 485.26 \text{ GeV}, M_2 = 137.58 \text{ GeV}, \mu = 369.81 \text{ GeV}, \\
M_3 &= 4.10 \text{ TeV}, M_{\tilde{Q}_{1L}, \tilde{Q}_{2L}} = M_{\tilde{u}_R, \tilde{d}_R, \tilde{c}_R, \tilde{s}_R} = M_{\tilde{e}_L, \tilde{\mu}_L, \tilde{e}_R, \tilde{\mu}_R} = 3 \text{ TeV}, M_{\tilde{Q}_{3L}} = 7.48 \text{ TeV}, \\
A_t &= 4.45 \text{ TeV}, A_b = -1.29 \text{ TeV}, A_\tau = -1.58 \text{ TeV}, A_{e,\mu,u,d,c,s} = 0, \\
M_{\tilde{\tau}_L} &= 297.01 \text{ GeV}, M_{\tilde{\tau}_R} = 1.42 \text{ TeV}, M_{\tilde{t}_R} = 3.51 \text{ TeV}, M_{\tilde{b}_R} = 4.35 \text{ TeV}
\end{aligned} \tag{5.4}$$

$$\begin{aligned}
M_A &= 815.55 \text{ GeV}, \tan\beta = 17.54, M_1 = 734.01 \text{ GeV}, M_2 = 105.40 \text{ GeV}, \mu = 335.01 \text{ GeV}, \\
M_3 &= 4.02 \text{ TeV}, M_{\tilde{Q}_{1L}, \tilde{Q}_{2L}} = M_{\tilde{u}_R, \tilde{d}_R, \tilde{c}_R, \tilde{s}_R} = M_{\tilde{e}_L, \tilde{\mu}_L, \tilde{e}_R, \tilde{\mu}_R} = 3 \text{ TeV}, M_{\tilde{Q}_{3L}} = 7.11 \text{ TeV}, \\
A_t &= 695.24 \text{ GeV}, A_b = 998.64 \text{ GeV}, A_\tau = 198.77 \text{ GeV}, A_{e,\mu,u,d,c,s} = 0, \\
M_{\tilde{\tau}_L} &= 1.00 \text{ TeV}, M_{\tilde{\tau}_R} = 1.80 \text{ TeV}, M_{\tilde{t}_R} = 4.75 \text{ TeV}, M_{\tilde{b}_R} = 4.27 \text{ TeV}
\end{aligned} \tag{5.5}$$

$$\begin{aligned}
M_A &= 1.07 \text{ TeV}, \tan\beta = 21.40, M_1 = 982.11 \text{ GeV}, M_2 = 118.73 \text{ GeV}, \mu = 310.77 \text{ GeV}, \\
M_3 &= 4.41 \text{ TeV}, M_{\tilde{Q}_{1L}, \tilde{Q}_{2L}} = M_{\tilde{u}_R, \tilde{d}_R, \tilde{c}_R, \tilde{s}_R} = M_{\tilde{e}_L, \tilde{\mu}_L, \tilde{e}_R, \tilde{\mu}_R} = 3 \text{ TeV}, M_{\tilde{Q}_{3L}} = 5.80 \text{ TeV}, \\
A_t &= 5.31 \text{ TeV}, A_b = 92.05 \text{ GeV}, A_\tau = -985.05 \text{ GeV}, A_{e,\mu,u,d,c,s} = 0, \\
M_{\tilde{\tau}_L} &= 1.32 \text{ TeV}, M_{\tilde{\tau}_R} = 1.00 \text{ TeV}, M_{\tilde{t}_R} = 2.24 \text{ TeV}, M_{\tilde{b}_R} = 1.79 \text{ TeV}
\end{aligned} \tag{5.6}$$

Again, we use **Pythia-6** to generate charged Higgs in both the $4F$ and $5F$ scheme, whereas we compute the cross-sections at NLO using **MadGraph-2.6.5** with the model file [165] made by the authors of [166]. While generating the cross-sections, we set the factorisation and renormalisation scales at $\mu = (m_{H^\pm} + m_t)/2$. The cross-section greatly depends on the bottom quark mass at that scale which is not included in the model. We take care of it by rescaling the cross-section according to the running of bottom quark mass given in [167].

m_{H^\pm} (GeV)	Cross-section at NLO (fb)			Branching ratio (%)
	(4F)	(5F)	Matched	
620.29 eq.(5.4)	11.92	16.72	15.48	$BR(H^\pm \rightarrow \tilde{\chi}_1^\pm \tilde{\chi}_2^0) = 21.70, BR(H^\pm \rightarrow \tilde{\chi}_1^\pm \tilde{\chi}_3^0) = 19.76$ $BR(H^\pm \rightarrow \tilde{\chi}_2^\pm \tilde{\chi}_1^0) = 19.93, BR(\tilde{\chi}_2^0 \rightarrow Z \tilde{\chi}_1^0) = 5.55$ $BR(\tilde{\chi}_2^0 \rightarrow h \tilde{\chi}_1^0) = 23.16, BR(\tilde{\chi}_3^0 \rightarrow Z \tilde{\chi}_1^0) = 27.88$ $BR(\tilde{\chi}_3^0 \rightarrow h \tilde{\chi}_1^0) = 3.80, BR(\tilde{\chi}_2^\pm \rightarrow Z \tilde{\chi}_1^\pm) = 34.89$ $BR(\tilde{\chi}_2^\pm \rightarrow h \tilde{\chi}_1^\pm) = 27.79$
819.77 eq.(5.5)	6.48	9.33	8.64	$BR(H^\pm \rightarrow \tilde{\chi}_1^\pm \tilde{\chi}_2^0) = 20.49, BR(H^\pm \rightarrow \tilde{\chi}_1^\pm \tilde{\chi}_3^0) = 21.79$ $BR(H^\pm \rightarrow \tilde{\chi}_2^\pm \tilde{\chi}_1^0) = 22.52, BR(\tilde{\chi}_2^0 \rightarrow Z \tilde{\chi}_1^0) = 26.68$ $BR(\tilde{\chi}_2^0 \rightarrow h \tilde{\chi}_1^0) = 4.54, BR(\tilde{\chi}_3^0 \rightarrow Z \tilde{\chi}_1^0) = 7.00$ $BR(\tilde{\chi}_3^0 \rightarrow h \tilde{\chi}_1^0) = 21.81, BR(\tilde{\chi}_2^\pm \rightarrow Z \tilde{\chi}_1^\pm) = 35.74$ $BR(\tilde{\chi}_2^\pm \rightarrow h \tilde{\chi}_1^\pm) = 27.74$
1077.18 eq.(5.6)	2.46	3.77	3.47	$BR(H^\pm \rightarrow \tilde{\chi}_1^\pm \tilde{\chi}_2^0) = 19.24, BR(H^\pm \rightarrow \tilde{\chi}_1^\pm \tilde{\chi}_3^0) = 20.52$ $BR(H^\pm \rightarrow \tilde{\chi}_2^\pm \tilde{\chi}_1^0) = 22.23, BR(\tilde{\chi}_2^0 \rightarrow Z \tilde{\chi}_1^0) = 26.72$ $BR(\tilde{\chi}_2^0 \rightarrow h \tilde{\chi}_1^0) = 3.55, BR(\tilde{\chi}_3^0 \rightarrow Z \tilde{\chi}_1^0) = 6.59$ $BR(\tilde{\chi}_3^0 \rightarrow h \tilde{\chi}_1^0) = 20.62, BR(\tilde{\chi}_2^\pm \rightarrow Z \tilde{\chi}_1^\pm) = 36.17$ $BR(\tilde{\chi}_2^\pm \rightarrow h \tilde{\chi}_1^\pm) = 26.04$

Table 28: The production cross-section and branching ratios for the selected benchmark points in charged Higgs analysis.

5.2.1 $\ell\ell + \text{LLCP}$

Here, we consider the following decay processes of the H^\pm , viz.

$$\begin{aligned}
H^\pm &\rightarrow \tilde{\chi}_1^\pm \tilde{\chi}_{2,3}^0, \tilde{\chi}_{2,3}^0 \rightarrow \tilde{\chi}_1^0 + (Z \rightarrow \ell\ell), \\
H^\pm &\rightarrow \tilde{\chi}_2^\pm \tilde{\chi}_1^0, \tilde{\chi}_2^\pm \rightarrow \tilde{\chi}_1^\pm + (Z \rightarrow \ell\ell).
\end{aligned} \tag{5.7}$$

We choose charged Higgs decays with high branching ratio to electroweakino pairs with the long-lived $\tilde{\chi}_1^\pm$. These events are triggered with the Z decay products arising from the decay of electroweakinos. There should be exactly two same flavour opposite sign leptons with $p_T > 25$ GeV and $|\eta| < 2.5$. The di-lepton invariant mass should be within 15 GeV window around Z boson mass. We also demand atleast one b-tagged jet with $p_T > 30$ GeV and $|\eta| < 2.5$. In addition, the long-lived charged track must be within $|\eta| < 2.5$ with $p_T > 100$ GeV. Table 29 summarises these trigger cuts along with the number of events at 3 ab^{-1} , before and after the cuts. We also calculate the decay length and the decay fractions of the LLCP within different parts of the tracker for all the benchmark points, which are shown in Table 30.

Trigger Z	m_{H^\pm} (GeV)	Total event yield from the processes in equation 5.7 at 3 ab^{-1}	
		before Trigger Z	after Trigger Z
$p_{T,\ell_{1,2}} > 25 \text{ GeV}, \eta_{\ell_{1,2}} < 2.5,$	620.29	427.04	173.12
$76 \text{ GeV} < m_{\ell\ell} < 106 \text{ GeV},$	819.77	262.40	119.54
$p_{T,b} > 30 \text{ GeV}, \eta_b < 2.5$	1077.18	101.91	47.98

Table 29: The event yield at 3 ab^{-1} from all the processes before and after, applying trigger cuts and $p_{T,\tilde{\chi}_1^\pm} > 100 \text{ GeV}, |\eta_{\tilde{\chi}_1^\pm}| < 2.5$.

m_{H^\pm} (GeV)	$\beta c\gamma\tau$ of $\tilde{\chi}_1^\pm$ (cm)	Fraction of events after Trigger Z in % within					
		0 – 3 mm	3 – 30 mm	30 mm - 10 cm	10 – 30 cm	30 – 100 cm	> 100 cm
620.29	27.66	0.91	6.90	16.22	31.31	36.09	8.57
819.77	18.10	0.90	7.94	16.97	32.75	33.86	7.58
1077.18	3.7	4.07	28.75	37.55	24.98	4.60	0.05

Table 30: The fractional number of events which decay at different parts inside tracker for the $4F$ production process with $H^\pm \rightarrow \tilde{\chi}_2^\pm \tilde{\chi}_1^0$ in $\ell\ell + \text{LLCP}$ category.

5.2.2 $b\bar{b} + \text{LLCP}$

In this case, the charged Higgs, H^\pm is decayed as follows,

$$\begin{aligned}
H^\pm &\rightarrow \tilde{\chi}_1^\pm \tilde{\chi}_{2,3}^0, \tilde{\chi}_{2,3}^0 \rightarrow \tilde{\chi}_1^0 + (h \rightarrow b\bar{b}), \\
H^\pm &\rightarrow \tilde{\chi}_2^\pm \tilde{\chi}_1^0, \tilde{\chi}_2^\pm \rightarrow \tilde{\chi}_1^\pm + (h \rightarrow b\bar{b}).
\end{aligned} \tag{5.8}$$

This channel has the advantage of having higher event yield because of large $h \rightarrow b\bar{b}$ branching ratio but may also suffer from huge QCD backgrounds. Since the b-jets will have smearing effect from the detector at collider, we simulate the detector effect with Delphes-3.4.1 with the same configuration as discussed in section 4. The events should contain atleast two b-jets with $p_T > 30 \text{ GeV}$ and $|\eta| < 2.5$. Since the b-jets are coming from the SM Higgs boson, the invariant mass of the two b-jets must be in the range, $[90, 130] \text{ GeV}$ with the separation in the $\eta - \phi$ plane as $\Delta R_{bb} = [0.4, 2.0]$. As before, we allow only those LLCP track which are within $|\eta| < 2.5$ with $p_T > 100 \text{ GeV}$. We show these trigger cuts along with the event yield at 3 ab^{-1} in Table 31. In Table 32, we list the fractions of charginos which decay at different ranges inside tracker.

Trigger hbb	m_{H^\pm} (GeV)	Total event yield from the processes in equation 5.8 at 3 ab ⁻¹	
		before Trigger hbb	after Trigger hbb
$p_{T,b_{1,2}} > 30$ GeV, $ \eta_{b_{1,2}} < 2.5$, $90 \text{ GeV} < m_{bb} < 130 \text{ GeV}$, $0.4 < \Delta R_{bb} < 2.0$	620.29	3060.04	238.06
	819.77	1801.37	169.75
	1077.18	649.55	68.58

Table 31: Summarising the trigger cuts (additional cut: $p_{T,\tilde{\chi}_1^\pm} > 100 \text{ GeV}$ and $|\eta_{\tilde{\chi}_1^\pm}| < 2.5$) and the event yield at 3 ab⁻¹ in the $b\bar{b} + \text{LLCP}$ category.

m_{H^\pm} (GeV)	$\beta c\gamma\tau$ of $\tilde{\chi}_1^\pm$ (cm)	Fraction of events after Trigger hbb in % within					
		0 – 3 mm	3 – 30 mm	30 mm - 10 cm	10 – 30 cm	30 – 100 cm	> 100 cm
620.29	27.66	6.43	7.86	16.55	31.49	32.08	5.59
819.77	18.10	6.09	8.96	17.59	31.27	30.00	6.09
1077.18	3.7	10.55	31.13	34.07	20.67	3.54	0.04

Table 32: The fractional number of events which decay at different parts inside tracker for the $4F$ production process with $H^\pm \rightarrow \tilde{\chi}_2^\pm \tilde{\chi}_1^0$ in $b\bar{b} + \text{LLCP}$ category.

5.2.3 $\gamma\gamma + \text{LLCP}$

Finally, we decay the charged Higgs, H^\pm as below,

$$\begin{aligned}
H^\pm &\rightarrow \tilde{\chi}_1^\pm \tilde{\chi}_{2,3}^0, \quad \tilde{\chi}_{2,3}^0 \rightarrow \tilde{\chi}_1^0 + (h \rightarrow \gamma\gamma), \\
H^\pm &\rightarrow \tilde{\chi}_2^\pm \tilde{\chi}_1^0, \quad \tilde{\chi}_2^\pm \rightarrow \tilde{\chi}_1^\pm + (h \rightarrow \gamma\gamma).
\end{aligned} \tag{5.9}$$

This is the cleanest channel because of the photons in the final state at the cost of event yield. In this channel, we demand exactly two photon and at least one b-tagged jet with $p_T > 30 \text{ GeV}$ and $|\eta| < 2.5$. The di-photon invariant mass must fall in the range, $[122, 128] \text{ GeV}$ with the ΔR separation between the photons, $\Delta R_{\gamma\gamma} = [0.4, 2.0]$. Here, the event yield (Table 33) is negligible even at 14 TeV with 3 ab⁻¹ of integrated luminosity. We would like to mention here that the matched cross-sections in Table 28 becomes 113.84 fb, 75.50 fb and 38.44 fb for $m_{H^\pm} = 620.29, 819.77$, and 1077.18 GeV respectively at the proposed HE-LHC (High Energy LHC) with $\sqrt{s} = 27 \text{ TeV}$. This will increase the event yield an order of magnitude higher to have a better prospect of observing charged Higgs in this channel. We show the decay fractions of charginos at different track ranges in Table 34.

Summary LLCP final states

To summarise this section, we find possible interesting signatures for discovering heavy neutral and charged Higgs boson at the collider. Because of the boost received from the

Trigger $h\gamma\gamma$	m_{H^\pm} (GeV)	Total event yield from the processes in equation 5.9 at 3 ab^{-1}	
		before Trigger $h\gamma\gamma$	after Trigger $h\gamma\gamma$
$p_{T,\gamma_{1,2,b}} > 30 \text{ GeV}, \eta_{\gamma_{1,2,b}} < 2.5,$ $122 \text{ GeV} < m_{\gamma\gamma} < 128 \text{ GeV},$ $0.4 < \Delta R_{\gamma\gamma} < 2.0$	620.29	11.93	3.65
	819.77	7.03	2.38
	1077.18	2.53	0.87

Table 33: Summarising the trigger cuts (additional cuts applied on $\tilde{\chi}_1^\pm$: $p_{T,\tilde{\chi}_1^\pm} > 100 \text{ GeV}$ and $|\eta_{\tilde{\chi}_1^\pm}| < 2.5$) and the event yield at 3 ab^{-1} in the $\gamma\gamma + \text{LLCP}$ category.

m_{H^\pm} (GeV)	$\beta c\gamma\tau$ of $\tilde{\chi}_1^\pm$ (cm)	Fraction of events after Trigger $h\gamma\gamma$ in % within					
		0 – 3 mm	3 – 30 mm	30 mm - 10 cm	10 – 30 cm	30 – 100 cm	> 100 cm
620.29	27.66	0.89	7.71	16.30	31.60	35.56	7.94
819.77	18.10	0.90	8.22	17.46	31.95	34.28	7.19
1077.18	3.7	3.93	29.98	37.70	24.41	3.94	0.04

Table 34: The fractional number of events which decay at different parts inside tracker for the $4F$ production process with $H^\pm \rightarrow \tilde{\chi}_2^\pm \tilde{\chi}_1^0$ in $\gamma\gamma + \text{LLCP}$ category.

heavy Higgs decay, the charginos can travel larger distance inside the detector compared to their decay length. This can improve the existing sensitivity on disappearing track searches and look for possible signature of heavy Higgs production. If the decay length of LLP is less than 1 cm or a few mm, a short track is formed, called tracklet. Their search has been proposed in the literature [157, 168–170]¹⁶. In case of charged Higgs production, one can look for $\ell\ell + \cancel{E}_T$, $b\bar{b} + \cancel{E}_T$ and $\gamma\gamma + \cancel{E}_T$ final states along with a disappearing charged track with large transverse momentum. Background contamination to these final states mainly comes in the form of fake track signature due to incorrect reconstruction of hits inside tracker, along with SM particles giving rise to similar final states. Data-driven techniques could play an important role in estimating these backgrounds which is beyond the scope of our work. Instead we compute the event yield for such signal processes at the HL-LHC and calculate the fraction of events which decay at different parts of the tracker. In short, the features of these final states opens a new avenue to search for heavy Higgses at the collider.

¹⁶In case of disappearing track, one has to measure the lifetime of LLP. This can be looked up for example in Ref. [171] and the references therein.

6 Conclusion

In this work, we visited the decays to heavy Higgs to supersymmetric particles, particularly concentrating on the electroweakino sector. After performing a survey of available MSSM parameter space, we chose a few benchmark scenarios and analysed in detail the reach of HL-LHC for these benchmark in the mono-X category, particularly concentrating on mono-Z (dilepton) and mono-h ($b\bar{b}, \gamma\gamma$ final states. These were further split into analyses depending on the Higgs production mechanisms which corresponded to b-tag or b-veto category analysis. This resulted in a total of six analyses categories.

In order to perform signal optimisation, we considered events originating from SM backgrounds as well as direct susy production at the LHC. We demonstrated by constructing specific kinematic variables, that it is possible to discriminate between direct electroweakino production and electroweakino production via Higgs decays. Such discrimination relies on the fact that electroweakino production via heavy Higgs decays carries an imprint of the resonance, while the direct electroweakino production takes place via off-shell SM mediators.

In terms of optimised analysis, we get the largest significances for the dilepton + MET final state due to the cleanliness of the signal at the LHC. Within this category, we demonstrate that exploiting additional b-tagged jet helps improve the significance of the signal. The second most important channel is the $b\bar{b} + \cancel{E}_T$ final state, which results in the mono-h events. In this case, tagging the additional jet actually reduces the significance due to increased backgrounds. The least promising final state is the $\gamma\gamma + \cancel{E}_T$ final state. This is understandable as the SM Higgs to photon branching ratio is very small, therefore even if the channel is clean, it is not helpful at the LHC.

Complementing our analysis in the missing energy final state, we also explored the possibility of heavy Higgs decays to long lived chargino. These chargino travel a finite distance in the detector before decaying, therefore producing the disappearing track signature. Heavy Higgs decays to long lived chargino can involve visible states along with disappearing track in the detector e.g. jets or leptons. We demonstrate that boost gained by the chargino due to on-shell Higgs mediator might be exploited for such searches potentially increasing the reach of LHC searches for disappearing track analyses in addition opening another channel for heavy Higgs searches.

While the existence of susy at the LHC is increasingly being doubted, all attempts should be made to search for a possible signature before abandoning the avenue. With this in mind, the heavy Higgs decays to susy present an interesting opportunity to search for new physics scenarios at the HL-LHC.

A Random scan results

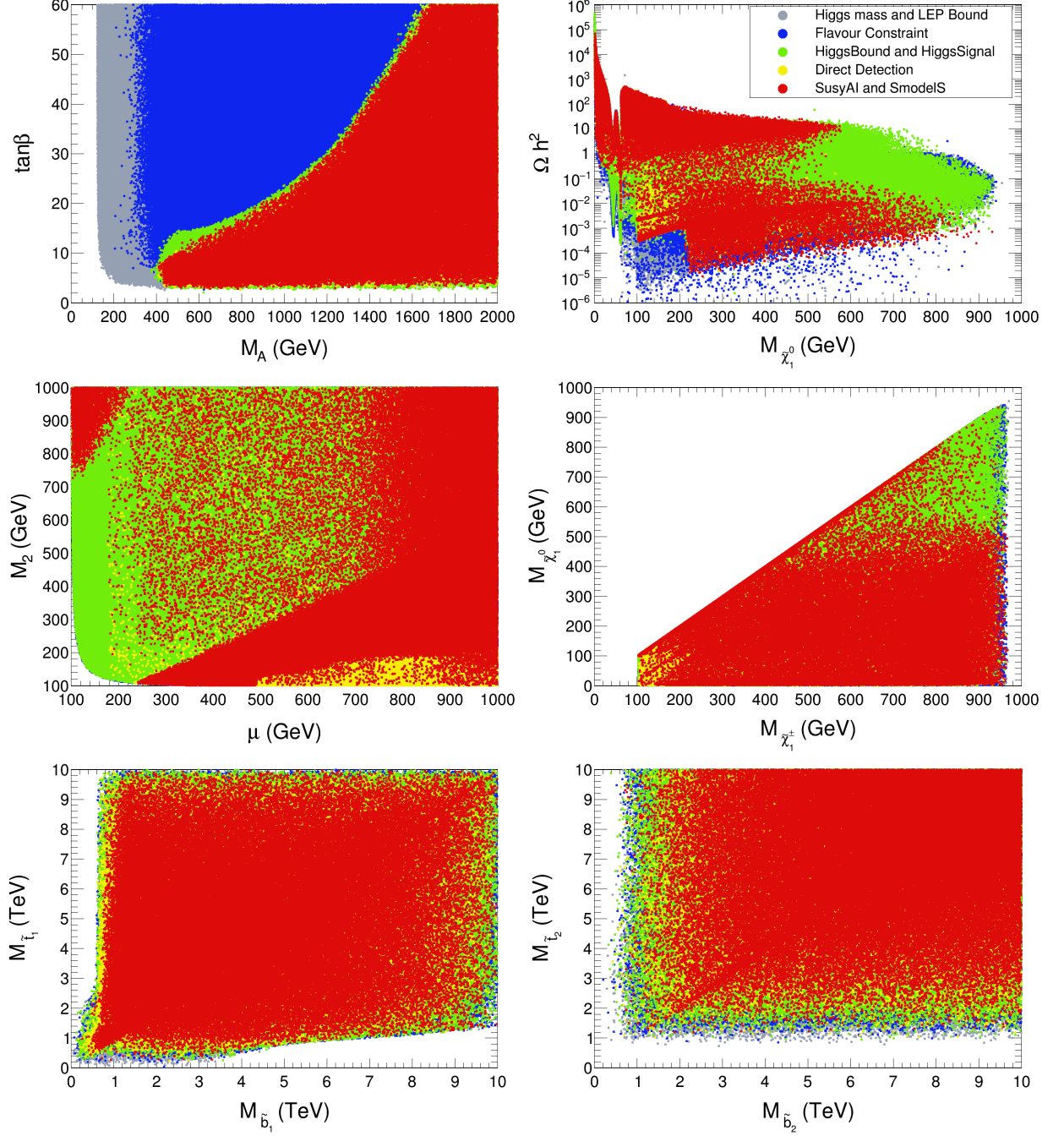


Figure 23: *Scatter plots in the plane of various MSSM parameters and masses.*

In this appendix, we discuss the results of our flat random scan in the plane of various MSSM parameters. In Fig. 23, we show different mass planes to this effect. They are $m_A - \tan\beta$ (top left), $\Omega h^2 - M_{\tilde{\chi}_1^0}$ where Ωh^2 is the relic abundance of dark matter (top

right), $\mu - M_2$ (middle left), $M_{\tilde{\chi}_1^\pm} - M_{\tilde{\chi}_1^0}$ (middle right), $M_{\tilde{b}_1} - M_{\tilde{t}_1}$ (bottom left) and $M_{\tilde{b}_2} - M_{\tilde{t}_2}$ (bottom right) plane. We plot the allowed points after each of the experimental constraints i.e. SM Higgs boson mass range (122, 128) GeV, LEP constraints (grey), the flavour physics constraint (blue), Higgs signal strengths and heavy Higgs searches (green), dark matter direct detection constraint (yellow) and finally LHC constraints (red). The exact codes tools and experimental constraints used here, has been mentioned in section 3, In general there are a few take home messages here. First, we see that in general points with light pseudo-scalar Higgs are ruled out primarily by the heavy Higgs searches in combination with the SM Higgs signal strength measurements. Second, in general light electroweakinos are in general allowed at the LHC, such points are either strongly wino-like or strongly higgsino-like if at least one of the electroweakino is to be light. For heavier electroweakinos in general an arbitrary combination can be obtained. Such an observation has important consequences at the LHC, as a wino-like LSP is often accompanied with a long lived chargino. This is reflected in our benchmark points. Finally, we also see that generally it is difficult to obtain light stop and sbottoms at the LHC.

B Parton level kinematics

At the parton level, the heavy Higgs is produced almost at rest in case of resonant production and the leptons from Z boson gets boost only from the mass difference between neutralinos ($m_{\tilde{\chi}_2^0} - m_{\tilde{\chi}_1^0}$). In case of direct production, the neutralinos are produced with large transverse momentum (p_T) which goes into the final state leptons along with the contribution coming from the mass gap between neutralinos. Therefore, the direct susy production creates more missing transverse momentum (\cancel{E}_T) compared to the resonant production. Fig. 24 describes this feature which has an endpoint for the resonant susy production. Now, at the detector level the whole system of neutralinos gets recoiled against jets. The heavy Higgs in the resonant production is now produced with some boost as compared with parton level case and give similar \cancel{E}_T distribution from direct susy production for $(m_{\tilde{\chi}_2^0}, m_{\tilde{\chi}_1^0}) = (400, 300)$ and $(400, 5)$ GeV cases which is depicted in Fig. 10.

C Summarising the cross sections and generator level cuts for the SM backgrounds

Acknowledgments

We thank Rahool kumar Barman, Aravind Vijay, Alberto Escalante del Valle, Nishita Desai, Jean-Loic Kneur and Dirk Zerwas for helpful discussions at various stages of the work.

¹⁷ $\Delta R_{b,j}$ means ΔR between all possible combination of b and light jet.

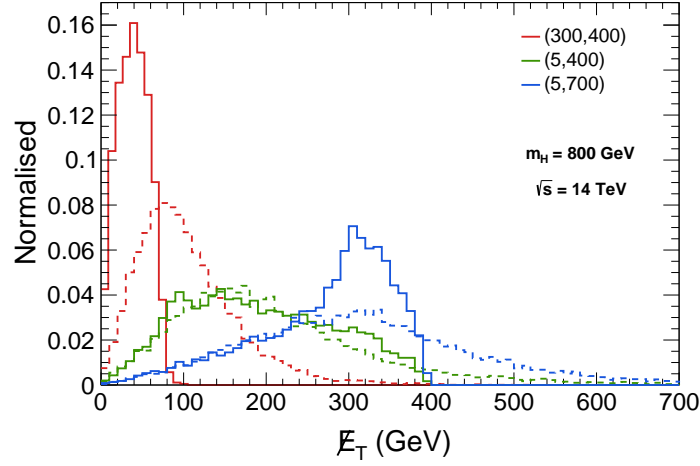


Figure 24: Normalised distribution of E_T at the parton level. The other details are same as the left plot of Fig. 10.

The work of BB is supported by the Department of Science and Technology, Government of India, under the Grant Agreement number IFA13-PH-75 (INSPIRE Faculty Award). The work of RMG is supported by the Department of Science and Technology, India under Grant No. SR/S2/JCB-64/2007. SK is supported by Elise-Richter grant project number V592-N27. We acknowledge Austrian - India WTZ-DAE exchange project number IN 15/2018. S.K. thanks IISc CHEP department for hospitality and WHEPP workshop, IIT Guwahati for hospitality where part of this work was completed.

References

- [1] R. Godbole M. Drees and P. Roy. *Theory and Phenomenology of Sparticles*, (world scientific, 2004).
- [2] H. Baer and X. Tata. *Weak Scale Supersymmetry*, (cambridge university press, 2006).
- [3] Stephen P. Martin. A Supersymmetry primer. pages 1–98, 1997. [Adv. Ser. Direct. High Energy Phys.18,1(1998)].
- [4] Abdelhak Djouadi. The Anatomy of electro-weak symmetry breaking. II. The Higgs bosons in the minimal supersymmetric model. *Phys. Rept.*, 459:1–241, 2008.
- [5] Morad Aaboud et al. Search for additional heavy neutral Higgs and gauge bosons in the ditau final state produced in 36 fb^{-1} of pp collisions at $\sqrt{s} = 13 \text{ TeV}$ with the ATLAS detector. *JHEP*, 01:055, 2018.
- [6] Search for Higgs boson pair production in the final state containing two photons and two bottom quarks in proton-proton collisions at $\sqrt{s} = 13 \text{ TeV}$. Technical Report CMS-PAS-HIG-17-008, CERN, Geneva, 2017.

Process	Backgrounds	Generation-level cuts ($\ell = e^\pm, \mu^\pm, \tau^\pm$) (NA : Not Applied)	Cross section (fb)
$pp \rightarrow H \rightarrow \tilde{\chi}_1^0 + (\tilde{\chi}_{2,3}^0 \rightarrow \tilde{\chi}_1^0 + (\tilde{\chi}_1^0 + Z, Z \rightarrow \ell\ell))$ final state			
$\ell\ell + \cancel{E}_T$	$ZZ + \text{jets}$	$p_{T,j/b} > 20 \text{ GeV}, \eta_j < 5.0, \eta_b < 3.0,$ $\Delta R_{b,j}^{17} > 0.2$	11427.77
	$WZ + \text{jets}$	<i>same as</i> $ZZ + \text{jets}$	39684.46
	VVV	NA	266.61
	$t\bar{t}Z$	NA	851.86
	$t\bar{t}$ leptonic	$p_{T,j/b} > 20 \text{ GeV}, p_{T,\ell} > 15 \text{ GeV}, \eta_j < 5.0,$ $ \eta_{b/\ell} < 3.0, \Delta R_{b,j,\ell} > 0.2, \cancel{E}_T > 100 \text{ GeV}$	12013.93
	$\ell\ell + \text{jets}$	<i>same as</i> $t\bar{t}$ leptonic	3154714.02
	$t\bar{t}h$	NA	611.30
	$t\bar{t}W$	NA	520.03
	$WW + \text{jets}$	$p_{T,j/b} > 20 \text{ GeV}, \eta_j < 5.0, \eta_b < 3.0,$ $\Delta R_{b,j} > 0.2$	478670.32
$pp \rightarrow H \rightarrow \tilde{\chi}_1^0 + \tilde{\chi}_{2,3}^0 \rightarrow \tilde{\chi}_1^0 + (\tilde{\chi}_1^0 + h, h \rightarrow b\bar{b}/\gamma\gamma)$ final states			
$b\bar{b} + \cancel{E}_T$	$t\bar{t}$ hadronic	$p_{T,j/b} > 20 \text{ GeV}, \eta_j < 5.0, \eta_b < 3.0,$ $\Delta R_{b,j,\ell} > 0.2, m_{bb} > 30 \text{ GeV}, \cancel{E}_T > 100 \text{ GeV}$	165994.96
	$t\bar{t}$ semi-leptonic	<i>same as</i> $t\bar{t}$ hadronic	32282.76
	$t\bar{t}$ leptonic	<i>same as</i> $t\bar{t}$ hadronic	16340.61
	$Zb\bar{b}, Z \rightarrow \nu\nu$	$p_{T,b} > 20 \text{ GeV}, \eta_b < 3.0, \Delta R_{bb} > 0.2,$ $m_{bb} > 30 \text{ GeV}, \cancel{E}_T > 100 \text{ GeV}$	2158.69
	$Zh + \text{jets}$	$p_{T,j/b} > 20 \text{ GeV}, \eta_j < 5.0, \eta_b < 3.0,$ $\Delta R_{j,b} > 0.2$	969.00
	$Wh + \text{jet}, W \rightarrow \ell\nu, h \rightarrow b\bar{b}$	<i>same as</i> $t\bar{t}$ hadronic	0.55
	$t\bar{t}h$	NA	611.30
	$t\bar{t}Z$	NA	851.86
	$t\bar{t}W$	NA	520.03
$\gamma\gamma + \cancel{E}_T$	$Zh + \text{jet}, h \rightarrow \gamma\gamma$	$p_{T,j/b/\gamma} > 20 \text{ GeV}, \eta_j < 5.0, \eta_{b/\gamma} < 3.0,$ $\Delta R_{j/b/\gamma} > 0.2, 110 \text{ GeV} < m_{\gamma\gamma} < 140 \text{ GeV}$	1.65
	$Wh + \text{jet}, h \rightarrow \gamma\gamma$	<i>same as</i> $Zh + \text{jet}$	2.54
	$Z\gamma\gamma + \text{jet}, Z \rightarrow \nu\nu$	<i>same as</i> $Zh + \text{jet}$	1.87
	$t\bar{t}h, h \rightarrow \gamma\gamma$	<i>same as</i> $Zh + \text{jet}$	1.19

Table 35: Generation level cuts and cross-sections for the various Standard Model backgrounds used in the analyses.

- [7] Search for resonant pair production of Higgs bosons decaying to bottom quark-antiquark pairs in proton-proton collisions at 13 TeV. Technical Report CMS-PAS-HIG-17-009, CERN, Geneva, 2017.
- [8] Albert M Sirunyan et al. Search for Higgs boson pair production in events with two bottom quarks and two tau leptons in proton-proton collisions at $\sqrt{s}=13\text{TeV}$. *Phys. Lett.*, B778:101–127, 2018.
- [9] Morad Aaboud et al. Search for Heavy Higgs Bosons A/H Decaying to a Top Quark Pair in pp Collisions at $\sqrt{s} = 8 \text{ TeV}$ with the ATLAS Detector. *Phys. Rev. Lett.*, 119(19):191803, 2017.

- [10] Morad Aaboud et al. Search for heavy particles decaying into top-quark pairs using lepton-plus-jets events in proton–proton collisions at $\sqrt{s} = 13$ TeV with the ATLAS detector. *Eur. Phys. J.*, C78(7):565, 2018.
- [11] Amit Adhikary, Shankha Banerjee, Rahool Kumar Barman, and Biplob Bhattacharjee. Resonant heavy Higgs searches at the HL-LHC. *JHEP*, 09:068, 2019.
- [12] Mike Bisset, Jun Li, and Nick Kersting. How to Detect ‘Decoupled’ Heavy Supersymmetric Higgs Bosons. 2007.
- [13] Mike Bisset, Jun Li, Nick Kersting, Ran Lu, Filip Moortgat, and Stefano Moretti. Four-lepton LHC events from MSSM Higgs boson decays into neutralino and chargino pairs. *JHEP*, 08:037, 2009.
- [14] Abdesslam Arhrib, Rachid Benbrik, Mohamed Chabab, and Chuan-Hung Chen. Pair production of neutralinos and charginos at the LHC: the role of Higgs bosons exchange. *Phys. Rev.*, D84:115012, 2011.
- [15] M.Drees D.Karatas X.Tata R.Godbole J.F.Gunion, H.E.Haber and N.Tracas. Workshop: From Colliders to SuperColliders Madison, Wisconsin, May 11-22, 1987. *Int. J. Mod. Phys.*, A2:1035, 1987.
- [16] John F. Gunion and Howard E. Haber. Higgs bosons in supersymmetric models (iii). decays into neutralinos and charginos. *Nuclear Physics B*, 307(3):445 – 475, 1988.
- [17] A. Djouadi, P. Janot, J. Kalinowski, and P. M. Zerwas. SUSY decays of Higgs particles. *Phys. Lett.*, B376:220–226, 1996.
- [18] G. Belanger, F. Boudjema, F. Donato, R. Godbole, and S. Rosier-Lees. SUSY Higgs at the LHC: Effects of light charginos and neutralinos. *Nucl. Phys.*, B581:3–33, 2000.
- [19] Mike Bisset, Monoranjan Guchait, and Stefano Moretti. Signatures of MSSM charged Higgs bosons via chargino neutralino decay channels at the LHC. *Eur. Phys. J.*, C19:143–154, 2001.
- [20] S. Y. Choi, Manuel Drees, Jae Sik Lee, and J. Song. Supersymmetric Higgs boson decays in the MSSM with explicit CP violation. *Eur. Phys. J.*, C25:307–313, 2002.
- [21] C Charlot, R Salerno, and Y Sirois. Observability of the heavy neutral SUSY higgs bosons decaying into neutralinos at the LHC. *Journal of Physics G: Nuclear and Particle Physics*, 34(1):N1–N12, nov 2006.
- [22] Tong Li. Decoupling MSSM Higgs Sector and Heavy Higgs Decay. *Phys. Lett.*, B728:77–84, 2014.
- [23] Genevieve Belanger, Diptimoy Ghosh, Rohini Godbole, and Suchita Kulkarni. Light stop in the MSSM after LHC Run 1. *JHEP*, 09:214, 2015.
- [24] B. Ananthanarayan, Jayita Lahiri, and P. N. Pandita. Invisible decays of the heavier Higgs boson in the minimal supersymmetric standard model. *Phys. Rev.*, D91:115025, 2015.
- [25] A. Djouadi, L. Maiani, A. Polosa, J. Quevillon, and V. Riquer. Fully covering the MSSM Higgs sector at the LHC. *JHEP*, 06:168, 2015.

- [26] Rahool K. Barman, Biplob Bhattacharjee, Amit Chakraborty, and Arghya Choudhury. Study of MSSM heavy Higgs bosons decaying into charginos and neutralinos. *Phys. Rev.*, D94(7):075013, 2016.
- [27] Stefania Gori, Zhen Liu, and Bibhushan Shakya. Heavy Higgs as a Portal to the Supersymmetric Electroweak Sector. *JHEP*, 04:049, 2019.
- [28] Sebastian Baum, Nausheen R. Shah, and Katherine Freese. The NMSSM is within Reach of the LHC: Mass Correlations & Decay Signatures. *JHEP*, 04:011, 2019.
- [29] A. M. Sirunyan et al. Search for new physics in events with a leptonically decaying Z boson and a large transverse momentum imbalance in proton-proton collisions at $\sqrt{s} = 13$ TeV. *Eur. Phys. J.*, C78(4):291, 2018.
- [30] Gian F. Giudice, Markus A. Luty, Hitoshi Murayama, and Riccardo Rattazzi. Gaugino mass without singlets. *JHEP*, 12:027, 1998.
- [31] Lisa Randall and Raman Sundrum. Out of this world supersymmetry breaking. *Nucl. Phys.*, B557:79–118, 1999.
- [32] B. C. Allanach, A. Djouadi, J. L. Kneur, W. Porod, and P. Slavich. Precise determination of the neutral Higgs boson masses in the MSSM. *JHEP*, 09:044, 2004.
- [33] Tony Gherghetta, Gian F. Giudice, and James D. Wells. Phenomenological consequences of supersymmetry with anomaly induced masses. *Nuclear Physics B*, 559(1):27 – 47, 1999.
- [34] Masahiro Ibe, Shigeki Matsumoto, and Ryosuke Sato. Mass Splitting between Charged and Neutral Winos at Two-Loop Level. *Phys. Lett.*, B721:252–260, 2013.
- [35] A. V. Gladyshev, D. I. Kazakov, and M. G. Paucar. Long-lived Charginos in the Focus-point Region of the MSSM Parameter Space. *J. Phys.*, G36:125009, 2009.
- [36] Abdelhak Djouadi, Jean-Loic Kneur, and Gilbert Moultaka. SuSpect: A Fortran code for the supersymmetric and Higgs particle spectrum in the MSSM. *Comput. Phys. Commun.*, 176:426–455, 2007.
- [37] Suchita Kulkarni and Lukas Lechner. Characterizing simplified models for heavy Higgs decays to supersymmetric particles. 2017.
- [38] Alexandre Arbey, Marco Battaglia, and Farvah Mahmoudi. Supersymmetric Heavy Higgs Bosons at the LHC. *Phys. Rev.*, D88(1):015007, 2013.
- [39] E. Aprile et al. Dark Matter Search Results from a One Ton-Year Exposure of XENON1T. *Phys. Rev. Lett.*, 121(11):111302, 2018.
- [40] Y. Amhis et al. Averages of b -hadron, c -hadron, and τ -lepton properties as of summer 2016. *Eur. Phys. J.*, C77(12):895, 2017.
- [41] Roel Aaij et al. Measurement of the $B_s^0 \rightarrow \mu^+ \mu^-$ branching fraction and effective lifetime and search for $B^0 \rightarrow \mu^+ \mu^-$ decays. *Phys. Rev. Lett.*, 118(19):191801, 2017.
- [42] G. Abbiendi et al. Search for chargino and neutralino production at $s^{*}(1/2) = 192$ -GeV to 209 GeV at LEP. *Eur. Phys. J.*, C35:1–20, 2004.

- [43] Genevieve Belanger, Fawzi Boudjema, Andreas Goudelis, Alexander Pukhov, and Bryan Zaldivar. micrOMEGAs5.0 : Freeze-in. *Comput. Phys. Commun.*, 231:173–186, 2018.
- [44] Philip Bechtle, Oliver Brein, Sven Heinemeyer, Oscar Stal, Tim Stefaniak, Georg Weiglein, and Karina E. Williams. HiggsBounds – 4: Improved Tests of Extended Higgs Sectors against Exclusion Bounds from LEP, the Tevatron and the LHC. *Eur. Phys. J.*, C74(3):2693, 2014.
- [45] Philip Bechtle, Oliver Brein, Sven Heinemeyer, Oscar Stal, Tim Stefaniak, Georg Weiglein, and Karina Williams. Recent Developments in HiggsBounds and a Preview of HiggsSignals. *PoS, CHARGED2012:024*, 2012.
- [46] Philip Bechtle, Oliver Brein, Sven Heinemeyer, Georg Weiglein, and Karina E. Williams. HiggsBounds 2.0.0: Confronting Neutral and Charged Higgs Sector Predictions with Exclusion Bounds from LEP and the Tevatron. *Comput. Phys. Commun.*, 182:2605–2631, 2011.
- [47] Philip Bechtle, Oliver Brein, Sven Heinemeyer, Georg Weiglein, and Karina E. Williams. HiggsBounds: Confronting Arbitrary Higgs Sectors with Exclusion Bounds from LEP and the Tevatron. *Comput. Phys. Commun.*, 181:138–167, 2010.
- [48] Philip Bechtle, Sven Heinemeyer, Oscar Stal, Tim Stefaniak, and Georg Weiglein. HiggsSignals: Confronting arbitrary Higgs sectors with measurements at the Tevatron and the LHC. *Eur. Phys. J.*, C74(2):2711, 2014.
- [49] Sascha Caron, Jong Soo Kim, Krzysztof Rolbiecki, Roberto Ruiz de Austri, and Bob Stienen. The BSM-AI project: SUSY-AI-generalizing LHC limits on supersymmetry with machine learning. *Eur. Phys. J.*, C77(4):257, 2017.
- [50] Sabine Kraml, Suchita Kulkarni, Ursula Laa, Andre Lessa, Wolfgang Magerl, Doris Proschofsky, and Wolfgang Waltenberger. SModelS: a tool for interpreting simplified-model results from the LHC and its application to supersymmetry. *Eur.Phys.J.*, C74:2868, 2014.
- [51] Federico Ambrogio, Sabine Kraml, Suchita Kulkarni, Ursula Laa, Andre Lessa, Veronika Magerl, Jory Sonneveld, Michael Traub, and Wolfgang Waltenberger. SModelS v1.1 user manual. 2017.
- [52] Federico Ambrogio et al. SModelS v1.2: long-lived particles, combination of signal regions, and other novelties. 2018.
- [53] Jan Heisig, Sabine Kraml, and Andre Lessa. Constraining new physics with searches for long-lived particles: Implementation into SModelS. 2018.
- [54] Juhi Dutta, Sabine Kraml, Andre Lessa, and Wolfgang Waltenberger. SModelS extension with the CMS supersymmetry search results from Run 2. *LHEP*, 1(1):5–12, 2018.
- [55] Morad Aaboud et al. Search for bottom squark pair production in proton–proton collisions at $\sqrt{s} = 13$ TeV with the ATLAS detector. *Eur. Phys. J.*, C76(10):547, 2016.
- [56] Morad Aaboud et al. Search for top squarks in final states with one isolated lepton, jets, and missing transverse momentum in $\sqrt{s} = 13$ TeV pp collisions with the ATLAS detector. *Phys. Rev.*, D94(5):052009, 2016.

- [57] Morad Aaboud et al. Search for squarks and gluinos in final states with jets and missing transverse momentum at $\sqrt{s} = 13$ TeV with the ATLAS detector. *Eur. Phys. J.*, C76(7):392, 2016.
- [58] Georges Aad et al. Search for supersymmetry at $\sqrt{s} = 13$ TeV in final states with jets and two same-sign leptons or three leptons with the ATLAS detector. *Eur. Phys. J.*, C76(5):259, 2016.
- [59] Morad Aaboud et al. Search for top squarks decaying to tau sleptons in pp collisions at $\sqrt{s} = 13$ TeV with the ATLAS detector. *Phys. Rev.*, D98(3):032008, 2018.
- [60] Morad Aaboud et al. Search for supersymmetry in final states with charm jets and missing transverse momentum in 13 TeV pp collisions with the ATLAS detector. *JHEP*, 09:050, 2018.
- [61] Morad Aaboud et al. Search for new phenomena using the invariant mass distribution of same-flavour opposite-sign dilepton pairs in events with missing transverse momentum in $\sqrt{s} = 13$ TeV pp collisions with the ATLAS detector. *Eur. Phys. J.*, C78(8):625, 2018.
- [62] Morad Aaboud et al. Search for chargino-neutralino production using recursive jigsaw reconstruction in final states with two or three charged leptons in proton-proton collisions at $\sqrt{s} = 13$ TeV with the ATLAS detector. 2018.
- [63] Search for strongly produced superpartners in final states with two same sign leptons with the ATLAS detector using 21 fb^{-1} of proton-proton collisions at $\sqrt{s}=8$ TeV. Technical Report ATLAS-CONF-2013-007, CERN, Geneva, Mar 2013.
- [64] Search for strong production of supersymmetric particles in final states with missing transverse momentum and at least three b-jets using 20.1 fb^{-1} of pp collisions at $\sqrt{s} = 8$ TeV with the ATLAS Detector. Technical Report ATLAS-CONF-2013-061, CERN, Geneva, Jun 2013.
- [65] Search for strongly produced supersymmetric particles in decays with two leptons at $\sqrt{s} = 8$ TeV. Technical Report ATLAS-CONF-2013-089, CERN, Geneva, Aug 2013.
- [66] Georges Aad et al. Search for squarks and gluinos with the ATLAS detector in final states with jets and missing transverse momentum using $\sqrt{s} = 8$ TeV proton-proton collision data. *JHEP*, 09:176, 2014.
- [67] Georges Aad et al. Search for new phenomena in final states with large jet multiplicities and missing transverse momentum at $\sqrt{s}=8$ TeV proton-proton collisions using the ATLAS experiment. *JHEP*, 10:130, 2013. [Erratum: JHEP01,109(2014)].
- [68] Georges Aad et al. Search for direct third-generation squark pair production in final states with missing transverse momentum and two b -jets in $\sqrt{s} = 8$ TeV pp collisions with the ATLAS detector. *JHEP*, 10:189, 2013.
- [69] Georges Aad et al. Search for direct top squark pair production in events with a Z boson, b -jets and missing transverse momentum in $\sqrt{s}=8$ TeV pp collisions with the ATLAS detector. *Eur. Phys. J.*, C74(6):2883, 2014.
- [70] Georges Aad et al. Search for supersymmetry at $\sqrt{s}=8$ TeV in final states with jets and two same-sign leptons or three leptons with the ATLAS detector. *JHEP*, 06:035, 2014.

- [71] Georges Aad et al. Search for direct production of charginos, neutralinos and sleptons in final states with two leptons and missing transverse momentum in pp collisions at $\sqrt{s} = 8$ TeV with the ATLAS detector. *JHEP*, 05:071, 2014.
- [72] Georges Aad et al. Search for direct production of charginos and neutralinos in events with three leptons and missing transverse momentum in $\sqrt{s} = 8$ TeV pp collisions with the ATLAS detector. *JHEP*, 04:169, 2014.
- [73] Georges Aad et al. Search for top squark pair production in final states with one isolated lepton, jets, and missing transverse momentum in $\sqrt{s} = 8$ TeV pp collisions with the ATLAS detector. *JHEP*, 11:118, 2014.
- [74] Georges Aad et al. Search for direct pair production of the top squark in all-hadronic final states in proton-proton collisions at $\sqrt{s} = 8$ TeV with the ATLAS detector. *JHEP*, 09:015, 2014.
- [75] Georges Aad et al. Search for strong production of supersymmetric particles in final states with missing transverse momentum and at least three b -jets at $\sqrt{s} = 8$ TeV proton-proton collisions with the ATLAS detector. *JHEP*, 10:024, 2014.
- [76] Georges Aad et al. Search for direct top-squark pair production in final states with two leptons in pp collisions at $\sqrt{s} = 8$ TeV with the ATLAS detector. *JHEP*, 06:124, 2014.
- [77] Georges Aad et al. Search for pair-produced third-generation squarks decaying via charm quarks or in compressed supersymmetric scenarios in pp collisions at $\sqrt{s} = 8$ TeV with the ATLAS detector. *Phys. Rev.*, D90(5):052008, 2014.
- [78] Georges Aad et al. Search for direct pair production of a chargino and a neutralino decaying to the 125 GeV Higgs boson in $\sqrt{s} = 8$ TeV pp collisions with the ATLAS detector. *Eur. Phys. J.*, C75(5):208, 2015.
- [79] Georges Aad et al. Search for Scalar Charm Quark Pair Production in pp Collisions at $\sqrt{s} = 8$ TeV with the ATLAS Detector. *Phys. Rev. Lett.*, 114(16):161801, 2015.
- [80] Search for heavy stable charged particles with 12.9 fb⁻¹ of 2016 data. Technical Report CMS-PAS-EXO-16-036, CERN, Geneva, 2016.
- [81] Search for SUSY with multileptons in 13 TeV data. Technical Report CMS-PAS-SUS-16-022, CERN, Geneva, 2016.
- [82] Search for supersymmetry in events with at least one soft lepton, low jet multiplicity, and missing transverse momentum in proton-proton collisions at $\sqrt{s} = 13$ TeV. Technical Report CMS-PAS-SUS-16-052, CERN, Geneva, 2017.
- [83] Combined search for electroweak production of charginos and neutralinos in pp collisions at $\sqrt{s} = 13$ TeV. Technical Report CMS-PAS-SUS-17-004, CERN, Geneva, 2017.
- [84] CMS collaboration. Search for the pair production of third-generation squarks with two-body decays to a bottom or charm quark and a neutralino in proton-proton collisions at $\sqrt{s} = 13$ TeV. *Phys. Lett. B*, 778(CMS-SUS-16-032. CMS-SUS-16-032-003):263–291. 29 p, Jul 2017.
- [85] CMS collaboration. Search for supersymmetry in multijet events with missing transverse

- momentum in proton-proton collisions at 13 TeV. *Phys. Rev. D*, 96(CMS-SUS-16-033. CMS-SUS-16-033-003):032003. 38 p, Apr 2017.
- [86] CMS collaboration. Search for new phenomena in final states with two opposite-charge, same-flavor leptons, jets, and missing transverse momentum in pp collisions at $\sqrt{s} = 13$ TeV. *JHEP*, 03(arXiv:1709.08908. CMS-SUS-16-034-003):076. 52 p, Sep 2017.
 - [87] CMS collaboration. Search for physics beyond the standard model in events with two leptons of same sign, missing transverse momentum, and jets in proton-proton collisions at $\sqrt{s} = 13$ TeV. *Eur. Phys. J. C*, 77(CMS-SUS-16-035. CMS-SUS-16-035-003. 9):578. 42 p, Apr 2017.
 - [88] CMS collaboration. Search for new phenomena with the M_{T2} variable in the all-hadronic final state produced in proton-proton collisions at $\sqrt{s} = 13$ TeV. *Eur. Phys. J. C*, 77(CMS-SUS-16-036. CMS-SUS-16-036-003. 10):710. 46 p, May 2017.
 - [89] CMS collaboration. Search for supersymmetry in pp collisions at $\sqrt{s} = 13$ TeV in the single-lepton final state using the sum of masses of large-radius jets. *Phys. Rev. Lett.*, 119(CMS-SUS-16-037. CMS-SUS-16-037-004. 15):151802. 18 p, May 2017.
 - [90] CMS collaboration. Search for electroweak production of charginos and neutralinos in multilepton final states in proton-proton collisions at $\sqrt{s} = 13$ TeV. *JHEP*, 03(CMS-SUS-16-039. CMS-SUS-16-039-003):166. 58 p, Sep 2017.
 - [91] CMS collaboration. Search for supersymmetry in events with at least three electrons or muons, jets, and missing transverse momentum in proton-proton collisions at $\sqrt{s} = 13$ TeV. *JHEP*, 02(CMS-SUS-16-041. CMS-SUS-16-041-003):067. 44 p, Oct 2017.
 - [92] CMS collaboration. Search for supersymmetry in events with one lepton and multiple jets exploiting the angular correlation between the lepton and the missing transverse momentum in proton-proton collisions at $\sqrt{s} = 13$ TeV. *Phys. Lett. B*, 780(CMS-SUS-16-042. CMS-SUS-16-042-003):384. 26 p, Sep 2017.
 - [93] CMS collaboration. Search for electroweak production of charginos and neutralinos in WH events in proton-proton collisions at $\sqrt{s} = 13$ TeV. *JHEP*, 11(CMS-SUS-16-043. CMS-SUS-16-043-003):029. 38 p, Jun 2017.
 - [94] CMS collaboration. Search for supersymmetry with Higgs boson to diphoton decays using the razor variables at $\sqrt{s} = 13$ TeV. *Phys. Lett. B*, 779(CMS-SUS-16-045. CMS-SUS-16-045-003):166–190. 25 p, Sep 2017.
 - [95] CMS collaboration. Search for gauge-mediated supersymmetry in events with at least one photon and missing transverse momentum in pp collisions at $\sqrt{s} = 13$ TeV. *Phys. Lett. B*, 780(CMS-SUS-16-046. CMS-SUS-16-046-003):118–143. 26 p, Nov 2017.
 - [96] CMS collaboration. Search for supersymmetry in events with at least one photon, missing transverse momentum, and large transverse event activity in proton-proton collisions at $\sqrt{s} = 13$ TeV. *JHEP*, 12(CMS-SUS-16-047. CMS-SUS-16-047-003):142. 32 p, Jul 2017.
 - [97] CMS collaboration. Search for direct production of supersymmetric partners of the top quark in the all-jets final state in proton-proton collisions at $\sqrt{s} = 13$ TeV. *JHEP*, 10(CMS-SUS-16-049. CMS-SUS-16-049-003):005. 58 p, Jul 2017.

- [98] CMS collaboration. Search for supersymmetry in proton-proton collisions at 13 TeV using identified top quarks. *Phys. Rev. D*, 97(CMS-SUS-16-050):012007. 29 p, Oct 2017.
- [99] CMS collaboration. Search for top squark pair production in pp collisions at $\sqrt{s} = 13$ TeV using single lepton events. *JHEP*, 10(CMS-SUS-16-051. CMS-SUS-16-051-004):019. 40 p, Jun 2017.
- [100] CMS collaboration. Search for top squarks and dark matter particles in opposite-charge dilepton final states at $\sqrt{s} = 13$ TeV. *Phys. Rev. D*, 97(CMS-SUS-17-001. CMS-SUS-17-001-003. 3):032009. 29 p, Nov 2017.
- [101] CMS collaboration. Searches for long-lived charged particles in pp collisions at $\sqrt{s}=7$ and 8 TeV. *JHEP*, 07(CMS-EXO-12-026. CMS-EXO-12-026. CERN-PH-EP-2013-073):122. 48 p, May 2013.
- [102] CMS collaboration. Constraints on the pMSSM, AMSB model and on other models from the search for long-lived charged particles in proton-proton collisions at $\sqrt{s} = 8$ TeV. *Eur. Phys. J. C*, 75(CMS-EXO-13-006. CMS-EXO-13-006. CERN-PH-EP-2015-014):325. 39 p, Feb 2015.
- [103] Search for top squarks in multijet events with large missing momentum in proton-proton collisions at 8 TeV. Technical Report CMS-PAS-SUS-13-015, CERN, Geneva, 2013.
- [104] Search for supersymmetry in pp collisions at $\sqrt{s} = 8$ TeV in events with two opposite sign leptons, large number of jets, b-tagged jets, and large missing transverse energy. Technical Report CMS-PAS-SUS-13-016, CERN, Geneva, 2013.
- [105] Search for direct production of bottom squark pairs. Technical Report CMS-PAS-SUS-13-018, CERN, Geneva, 2014.
- [106] A Search for Scalar Top Quark Production and Decay to All Hadronic Final States in pp Collisions at $\sqrt{s} = 8$ TeV. Technical Report CMS-PAS-SUS-13-023, CERN, Geneva, 2015.
- [107] CMS collaboration. Search for gluino mediated bottom- and top-squark production in multijet final states in pp collisions at 8 TeV. *Phys. Lett. B*, 725(CMS-SUS-12-024. CMS-SUS-12-024. CERN-PH-EP-2013-076):243–270. 28 p, May 2013.
- [108] CMS collaboration. Search for supersymmetry in hadronic final states with missing transverse energy using the variables α_T and b-quark multiplicity in pp collisions at $\sqrt{s} = 8$ TeV. *Eur. Phys. J. C*, 73(CMS-SUS-12-028. CMS-SUS-12-028. CERN-PH-EP-2013-037):2568. 45 p, Mar 2013.
- [109] CMS collaboration. Search for anomalous production of events with three or more leptons in pp collisions at $\sqrt{s}=8$ TeV. *Phys. Rev. D*, 90(CMS-SUS-13-002. CMS-SUS-13-002-003. CERN-PH-EP-2014-039):032006. 27 p, Apr 2014.
- [110] CMS collaboration. Search for supersymmetry using razor variables in events with b-tagged jets in pp collisions at $\sqrt{s} = 8$ TeV. *Phys. Rev. D*, 91(CMS-SUS-13-004. CERN-PH-EP-2015-005. CMS-SUS-13-004):052018. 45 p, Feb 2015.
- [111] CMS collaboration. Searches for electroweak production of charginos, neutralinos, and sleptons decaying to leptons and W, Z, and Higgs bosons in pp collisions at 8 TeV. *Eur.*

- Phys. J. C*, 74(CMS-SUS-13-006. CMS-SUS-13-006. CERN-PH-EP-2014-098):3036. 42 p, May 2014.
- [112] Search for Supersymmetry in pp collisions at 8 TeV in events with a single lepton, multiple jets and b-tags. Technical Report CMS-PAS-SUS-13-007, CERN, Geneva, Mar 2013.
 - [113] CMS collaboration. Search for top-squark pair production in the single-lepton final state in pp collisions at $\sqrt{s} = 8$ TeV. *Eur. Phys. J. C*, 73(CMS-SUS-13-011. CMS-SUS-13-011. CERN-PH-EP-2013-148):2677. 46 p, Aug 2013.
 - [114] CMS collaboration. Search for new physics in the multijet and missing transverse momentum final state in proton-proton collisions at $\sqrt{s} = 8$ TeV. *JHEP*, 06(CMS-SUS-13-012. CMS-SUS-13-012. CERN-PH-EP-2014-015):055. 38 p, Feb 2014.
 - [115] CMS collaboration. Search for new physics in events with same-sign dileptons and jets in pp collisions at $\sqrt{s}=8$ TeV. *JHEP*, 01(arXiv:1311.6736. CMS-SUS-13-013. CERN-PH-EP-2013-213):163. 45 p, Nov 2013.
 - [116] CMS collaboration. Searches for supersymmetry using the M_{T2} variable in hadronic events produced in pp collisions at 8 TeV. *JHEP*, 05(CMS-SUS-13-019. CMS-SUS-13-019. CERN-PH-EP-2015-017):078. 51 p, Feb 2015.
 - [117] CMS collaboration. Searches for supersymmetry based on events with b jets and four W bosons in pp collisions at 8 TeV. *Phys. Lett. B*, 745(CMS-SUS-14-010. CERN-PH-EP-2014-286. CMS-SUS-14-010):5. 24 p, Dec 2014.
 - [118] CMS collaboration. Search for supersymmetry in events with soft leptons, low jet multiplicity, and missing transverse energy in proton-proton collisions at $\sqrt{s} = 8$ TeV. *Phys. Lett. B*, 759(CMS-SUS-14-021. CERN-PH-EP-2015-307. CMS-SUS-14-021):9–35. 27 p, Dec 2015.
 - [119] Torbjorn Sjostrand, Stephen Mrenna, and Peter Z. Skands. PYTHIA 6.4 Physics and Manual. *JHEP*, 0605:026, 2006.
 - [120] Torbjörn Sjöstrand, Stefan Ask, Jesper R. Christiansen, Richard Corke, Nishita Desai, Philip Ilten, Stephen Mrenna, Stefan Prestel, Christine O. Rasmussen, and Peter Z. Skands. An Introduction to PYTHIA 8.2. *Comput. Phys. Commun.*, 191:159–177, 2015.
 - [121] A. Djouadi, M. M. Muhlleitner, and M. Spira. Decays of supersymmetric particles: The Program SUSY-HIT (SUspect-SdecaY-Hdecay-InTerface). *Acta Phys. Polon.*, B38:635–644, 2007.
 - [122] W. Beenakker, R. Hopker, M. Spira, and P.M. Zerwas. Squark and gluino production at hadron colliders. *Nucl.Phys.*, B492:51–103, 1997.
 - [123] W. Beenakker, M. Kramer, T. Plehn, M. Spira, and P.M. Zerwas. Stop production at hadron colliders. *Nucl.Phys.*, B515:3–14, 1998.
 - [124] A. Kulesza and L. Motyka. Threshold resummation for squark-antisquark and gluino-pair production at the LHC. *Phys.Rev.Lett.*, 102:111802, 2009.
 - [125] A. Kulesza and L. Motyka. Soft gluon resummation for the production of gluino-gluino and squark-antisquark pairs at the LHC. *Phys.Rev.*, D80:095004, 2009.

- [126] Wim Beenakker, Silja Brensing, Michael Kramer, Anna Kulesza, Eric Laenen, et al. Soft-gluon resummation for squark and gluino hadroproduction. *JHEP*, 0912:041, 2009.
- [127] Wim Beenakker, Silja Brensing, Michael Kramer, Anna Kulesza, Eric Laenen, et al. Supersymmetric top and bottom squark production at hadron colliders. *JHEP*, 1008:098, 2010.
- [128] W. Beenakker, S. Brensing, M.n Kramer, A. Kulesza, E. Laenen, et al. Squark and Gluino Hadroproduction. *Int.J.Mod.Phys.*, A26:2637–2664, 2011.
- [129] Georges Aad et al. Summary of the ATLAS experiment’s sensitivity to supersymmetry after LHC Run 1-interpreted in the phenomenological MSSM. *JHEP*, 10:134, 2015.
- [130] N. Aghanim et al. Planck 2018 results. VI. Cosmological parameters. 2018.
- [131] Robert V. Harlander, Stefan Liebler, and Hendrik Mantler. SusHi Bento: Beyond NNLO and the heavy-top limit. *Comput. Phys. Commun.*, 212:239–257, 2017.
- [132] <http://suspect.in2p3.fr/>.
- [133] J. de Favereau, C. Delaere, P. Demin, A. Giammanco, V. Lemaître, A. Mertens, and M. Selvaggi. DELPHES 3, A modular framework for fast simulation of a generic collider experiment. *JHEP*, 02:057, 2014.
- [134] D. Binosi, J. Collins, C. Kaufhold, and L. Theussl. JaxoDraw: A Graphical user interface for drawing Feynman diagrams. Version 2.0 release notes. *Comput. Phys. Commun.*, 180:1709–1715, 2009.
- [135] G. Angloher et al. Results on light dark matter particles with a low-threshold CRESST-II detector. *Eur. Phys. J.*, C76(1):25, 2016.
- [136] Stefan Dittmaier, Michael Krämer, and Michael Spira. Higgs radiation off bottom quarks at the Tevatron and the CERN LHC. *Phys. Rev.*, D70:074010, 2004.
- [137] S. Dawson, C. B. Jackson, L. Reina, and D. Wackeroth. Higgs production in association with bottom quarks at hadron colliders. *Mod. Phys. Lett.*, A21:89–110, 2006.
- [138] S. Dawson, C. B. Jackson, L. Reina, and D. Wackeroth. Higgs boson production with bottom quarks at hadron colliders. *Int. J. Mod. Phys.*, A20:3353–3355, 2005.
- [139] S. Dawson, C. B. Jackson, L. Reina, and D. Wackeroth. Exclusive Higgs boson production with bottom quarks at hadron colliders. *Phys. Rev.*, D69:074027, 2004.
- [140] Robert V. Harlander and William B. Kilgore. Higgs boson production in bottom quark fusion at next-to-next-to leading order. *Phys. Rev.*, D68:013001, 2003.
- [141] S. Dawson, C. B. Jackson, L. Reina, and D. Wackeroth. Higgs boson production with one bottom quark jet at hadron colliders. *Phys. Rev. Lett.*, 94:031802, 2005.
- [142] S. Dawson and P. Jaiswal. Weak Corrections to Associated Higgs-Bottom Quark Production. *Phys. Rev.*, D81:073008, 2010.
- [143] F. Maltoni, Z. Sullivan, and S. Willenbrock. Higgs-Boson Production via Bottom-Quark Fusion. *Phys. Rev.*, D67:093005, 2003.

- [144] Eduard Boos and Tilman Plehn. Higgs boson production induced by bottom quarks. *Phys. Rev.*, D69:094005, 2004.
- [145] Tilman Plehn. Charged Higgs boson production in bottom gluon fusion. *Phys. Rev.*, D67:014018, 2003.
- [146] M. Krämer R. Harlander and M. Schumacher. Bottom-quark associated Higgs-boson production: reconciling the four- and five-flavour scheme approach. page 8.
- [147] J. Alwall, R. Frederix, S. Frixione, V. Hirschi, F. Maltoni, O. Mattelaer, H. S. Shao, T. Stelzer, P. Torrielli, and M. Zaro. The automated computation of tree-level and next-to-leading order differential cross sections, and their matching to parton shower simulations. *JHEP*, 07:079, 2014.
- [148] A. M. Sirunyan et al. Identification of heavy-flavour jets with the CMS detector in pp collisions at 13 TeV. *JINST*, 13(05):P05011, 2018.
- [149] Matteo Cacciari, Gavin P. Salam, and Gregory Soyez. FastJet User Manual. *Eur. Phys. J.*, C72:1896, 2012.
- [150] W. Beenakker, R. Hopker, and M. Spira. PROSPINO: A Program for the production of supersymmetric particles in next-to-leading order QCD. 1996.
- [151] Michelangelo L. Mangano, Mauro Moretti, Fulvio Piccinini, and Michele Treccani. Matching matrix elements and shower evolution for top-quark production in hadronic collisions. *JHEP*, 01:013, 2007.
- [152] Achilleas Lazopoulos, Thomas McElmurry, Kirill Melnikov, and Frank Petriello. Next-to-leading order QCD corrections to $t\bar{t}Z$ production at the LHC. *Phys. Lett.*, B666:62–65, 2008.
- [153] <https://twiki.cern.ch/twiki/bin/view/LHCPhysics/TtbarNNLO>.
- [154] Amit Adhikary, Shankha Banerjee, Rahool Kumar Barman, Biplob Bhattacharjee, and Saurabh Niyogi. Revisiting the non-resonant Higgs pair production at the HL-LHC. *JHEP*, 07:116, 2018.
- [155] <https://twiki.cern.ch/twiki/bin/view/LHCPhysics/CERNYellowReportPageAt1314TeV2014>.
- [156] John M. Campbell and R. Keith Ellis. $t\bar{t}W^{+-}$ production and decay at NLO. *JHEP*, 07:052, 2012.
- [157] Morad Aaboud et al. Search for long-lived charginos based on a disappearing-track signature in pp collisions at $\sqrt{s} = 13$ TeV with the ATLAS detector. *JHEP*, 06:022, 2018.
- [158] Albert M Sirunyan et al. Search for disappearing tracks as a signature of new long-lived particles in proton-proton collisions at $\sqrt{s} = 13$ TeV. *JHEP*, 08:016, 2018.
- [159] Georges Aad et al. Search for charged Higgs bosons decaying via $H^{\pm} \rightarrow \tau^{\pm}\nu$ in fully hadronic final states using pp collision data at $\sqrt{s} = 8$ TeV with the ATLAS detector. *JHEP*, 03:088, 2015.
- [160] Vardan Khachatryan et al. Search for a charged Higgs boson in pp collisions at $\sqrt{s} = 8$ TeV. *JHEP*, 11:018, 2015.

- [161] Search for charged Higgs bosons with the $H^\pm \rightarrow \tau^\pm \nu_\tau$ decay channel in the fully hadronic final state at $\sqrt{s} = 13$ TeV. Technical Report CMS-PAS-HIG-16-031, CERN, Geneva, 2016.
- [162] Morad Aaboud et al. Search for charged Higgs bosons produced in association with a top quark and decaying via $H^\pm \rightarrow \tau \nu$ using pp collision data recorded at $\sqrt{s} = 13$ TeV by the ATLAS detector. *Phys. Lett.*, B759:555–574, 2016.
- [163] Georges Aad et al. Search for charged Higgs bosons in the $H^\pm \rightarrow tb$ decay channel in pp collisions at $\sqrt{s} = 8$ TeV using the ATLAS detector. *JHEP*, 03:127, 2016.
- [164] Search for charged Higgs bosons in the $H^\pm \rightarrow tb$ decay channel in pp collisions at $\sqrt{s} = 13$ TeV using the ATLAS detector. Technical Report ATLAS-CONF-2016-089, CERN, Geneva, Aug 2016.
- [165] <https://cp3.irmp.ucl.ac.be/projects/madgraph/wiki/chargedHiggs#no1>.
- [166] Celine Degrande, Maria Ubiali, Marius Wiesemann, and Marco Zaro. Heavy charged Higgs boson production at the LHC. *JHEP*, 10:145, 2015.
- [167] A. V. Bednyakov, B. A. Kniehl, A. F. Pikelner, and O. L. Veretin. On the b -quark running mass in QCD and the SM. *Nucl. Phys.*, B916:463–483, 2017.
- [168] Hajime Fukuda, Natsumi Nagata, Hideyuki Oide, Hidetoshi Otono, and Satoshi Shirai. Cornering Higgsino: Use of Soft Displaced Track. 2019.
- [169] Hajime Fukuda, Natsumi Nagata, Hidetoshi Otono, and Satoshi Shirai. Higgsino Dark Matter or Not: Role of Disappearing Track Searches at the LHC and Future Colliders. *Phys. Lett.*, B781:306–311, 2018.
- [170] Biplob Bhattacharjee, Brian Feldstein, Masahiro Ibe, Shigeki Matsumoto, and Tsutomu T. Yanagida. Pure gravity mediation of supersymmetry breaking at the Large Hadron Collider. *Phys. Rev.*, D87(1):015028, 2013.
- [171] Shankha Banerjee, Biplob Bhattacharjee, Andreas Goudelis, Björn Herrmann, Dipan Sengupta, and Rhitaja Sengupta. Determining the lifetime of long-lived particles at the LHC. 2019.