

UniViLM: A Unified Video and Language Pre-Training Model for Multimodal Understanding and Generation

Huaishao Luo^{1*}, Lei Ji^{2,3,4}, Botian Shi⁵, Haoyang Huang²,
Nan Duan², Taroon Bharti², Tianrui Li¹, Ming Zhou², Xilin Chen^{3,4}

¹Southwest Jiaotong University, Chengdu, China

²Microsoft Research Asia, Beijing, China

³Institute of Computing Technology, Chinese Academy of Science, Beijing, China

⁴University of Chinese Academy of Sciences, Beijing, China

⁵Beijing Institute of Technology, Beijing, China

huaishaoluo@gmail.com, lei.ji@microsoft.com

Abstract

With the recent success of pre-training technique for NLP and image-linguistic tasks, there are still few works on video-linguistic pre-training. Besides, most of the existing multimodal models are pre-trained for understanding task, which leads to a pretrain-finetune discrepancy for generation tasks. In this paper, we propose UniViLM: a **Unified Video and Language** pre-training **Model** for both multimodal understanding and generation. Our model comprises of 4 components including two single-modal encoders, a cross encoder and a decoder with the Transformer backbone. We first pre-train our model to learn the universal representation for both video and language on a large instructional video dataset. Then we fine-tune the model on two multimodal tasks including understanding task (text-based video retrieval) and generation task (multimodal video captioning). Our extensive experiments show that our method can improve the performance of both understanding and generation tasks and achieves the state-of-the-art results.

1 Introduction

With the recent advances of self-supervised learning, pre-training techniques play a vital role in learning good representation for visual and language. The paradigm is to pre-train the model on a large scale *unlabeled* data, and then fine-tune the downstream tasks using task specific *labeled* data. Inspired by the success of BERT (Devlin et al., 2019) model for NLP tasks, numerous multimodal image-language pre-training models (Lu et al., 2019; Li et al., 2019a,b) have been proposed and demonstrated the effectiveness on various visual and language tasks such as VQA (visual question answering) and image-text match etc. Never-

*This work was done during the first author’s internship in MSR Asia

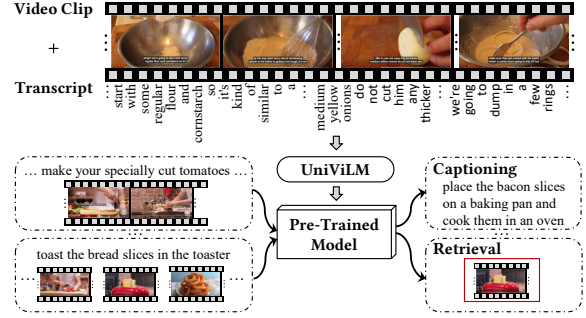


Figure 1: A showcase of video and language pre-train based model for multimodal understanding (retrieval) and generation (captioning).

theless, there are still few works on video-linguistic pre-training.

Videos contain rich visual, acoustic and language information for people to acquire knowledge or learn how to perform a task. This motivates researchers to investigate whether AI agents can learn task completion from videos like human with both low-level visual and high-level semantic language signal. Therefore, multimodal video-language tasks are of great importance to investigate for both research and applications. In this work, we first propose to pre-train a unified video-language model using video and acoustic speech recognition (ASR) transcript in instructional videos to learn a joint representation of both video and language. Then, we fine-tune this model on two typical multimodal tasks including text-based video retrieval for understanding and multimodal video captioning for generation. Figure 1 presents a showcase of our pre-training and fine-tuning flow and both tasks take video and language as input. Take multimodal video captioning as an example, the model input video and ASR transcript and predict a captioning sentence.

VideoBERT and CBT (Sun et al., 2019b,a) are the first pioneers to investigate video-language pre-

training with regard to video representation on instructional videos. They have demonstrated the effectiveness of the BERT based model for capturing video temporal and language sequential features. Our work differs from VideoBERT and CBT on two aspects: 1) previous works only pre-train the model on understanding task, while we explore to pre-train on both understanding and generation tasks through an encoder-decoder paradigm; 2) they fine-tune the downstream tasks with only video as input, while our goal is to learn video and language joint representation by downstream multimodal tasks.

In this paper, we propose UniViLM: a **Unified Video and Language pre-training Model** for multimodal understanding and generation. Our UniViLM model adopts Transformer (Vaswani et al., 2017) as backbone and has 4 components including two single-modal encoders, a cross encoder and a decoder. In detail, we first encode the text and visual separately by two single-modal encoders. Then we adopt the Transformer based encoder-decoder model to perform the understanding and generation pre-training by 4 tasks: 1) masked language model (MLM for language corruption); 2) masked frame model (MFM for video corruption); 3) video-text alignment and 4) language reconstruction.

As shown in Figure 1, we fine-tune our pre-trained model on two typical video-language tasks: text-based video retrieval and multimodal video captioning. For the first task, we remove the decoder and fine-tune the alignment task. For the second task, we directly fine-tune the pre-trained encoder-decoder model.

We list our contributions below:

- 1) We propose a multimodal video-language pre-training model trained on a large scale instructional video dataset, which is a unified model for both video-language understanding and generation tasks.
- 2) The pre-training stage consists of 4 tasks including MLM (masked language model), MFM (masked video frame model), video-text alignment, and language reconstruction.
- 3) We fine-tune our pre-trained model on two typical multimodal video-language tasks: text-based video retrieval and multimodal video captioning. The extensive experiments demonstrate the effectiveness of our pre-trained model on both understanding and generation tasks and achieve

state-of-the-art results.

2 Related Works

2.1 Single Modal Pre-Training

Self supervised representation learning has been shown to be effective for sequential data including language and video. Language pre-training models including BERT (Devlin et al., 2019), GPT (Radford et al., 2018), RoBERTa (Liu et al., 2019), XLNet (Yang et al., 2019), MASS (Song et al., 2019), UniLM (Dong et al., 2019), BART (Lewis et al., 2019) have achieved great success on NLP tasks. BERT (Devlin et al., 2019) is a denoising auto-encoder network using Transformer with MLM (masked language model) and NSP (next sentence prediction) as pre-training tasks and has strong performance for understanding task. MASS (Song et al., 2019) focus on pre-training for generation tasks. UniLM (Dong et al., 2019) and BART (Lewis et al., 2019) continuously study a unified pre-training model for both understanding and generation tasks.

Video representation learning mostly focuses on the video sequence reconstruction or future frames prediction as pre-training (pretext) tasks. Early works like (Mathieu et al., 2015; Srivastava et al., 2015; Han et al., 2019) aim to synthetic video frames through the image patches. Similarly, Wang etc. (Wang and Gupta, 2015) adopt Siamese-triplet network to rank continuous patches more similar than patches of different videos. Other works predict the feature vectors in latent space using auto-regressive models with the noise contrastive estimation (NCE) (Lotter et al., 2016; Oord et al., 2018). Sun etc. (Sun et al., 2019a) adopt NCE to make prediction on corrupted (masked) latent space using auto-encoder model.

2.2 Multimodal Pre-Training

Recently, numerous visual-linguistic pre-training models (Lu et al., 2019; Li et al., 2019b; Tan and Bansal, 2019; Li et al., 2019a; Zhou et al., 2019; Lu et al., 2019; Sun et al., 2019b; Li et al., 2019b) are proposed for multimodal tasks. For image and text pre-training, ViLBERT (Lu et al., 2019), LXMERT (Tan and Bansal, 2019) adopt two separate Transformers for image and text encoding independently. Other models like Unicoder-VL (Li et al., 2019a), VL-BERT (Lu et al., 2019), UNITER (Zhou et al., 2019) use one shared BERT model. These models employ MLM and image-text matching as pre-

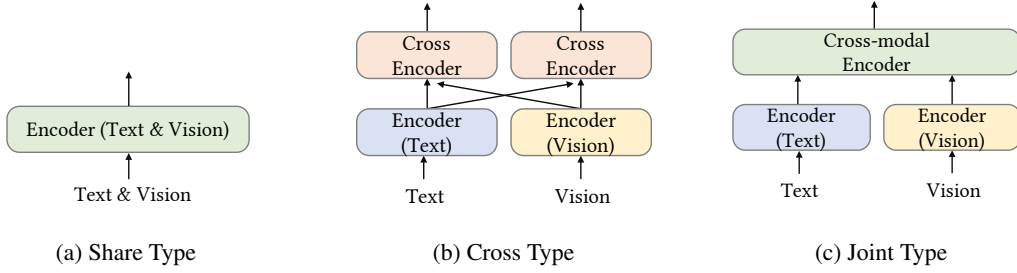


Figure 2: Various paradigms for multimodal pre-training.

training tasks which are effective for downstream multimodal tasks. VLP (Zhou et al., 2019) proposes a unified image-language model for understanding and generation task. Different from these works, we focus on video and text pre-training for universal representation.

VideoBERT (Sun et al., 2019b) and CBT (Sun et al., 2019a) are the first works of video and language pre-training models which are the most similar works to ours. Although VideoBERT and CBT pre-train the model on multimodal data, the downstream tasks only take video representation for further prediction. We believe that video-language pre-training can learn a universal representation of video and text. Besides, previous works only pre-train the encoder and suffer from uninitialized decoder for generation tasks. We further pre-train the decoder for generation task and experimental results show that the pre-trained decoder is effective for generation.

From the model structure perspective, there are three pre-training paradigms considering different encoder architecture in literature as presented in Figure 2. Unicoder-VL (Li et al., 2019a), VLBERT (Lu et al., 2019), UNITER (Zhou et al., 2019), VLP (Zhou et al., 2019), and VideoBERT (Sun et al., 2019b) belong to share-type in Figure 2a. The text and vision sequences are combined together as the input of one shared Transformer encoder. ViLBERT (Lu et al., 2019) and LXMERT (Tan and Bansal, 2019) are cross-type shown in Figure 2b, and CBT (Sun et al., 2019a) is joint-type shown in Figure 2c. The cross-type and joint-type architectures have two-stream input, and the difference is the interaction across both modalities. Compared with the single-stream input in the share-type, the two-stream input can accommodate different processing needs of each modality and interact at varying representation depths (Lu et al.,

2019). Besides, the joint-type structure has one cross-modal Encoder for full interaction between the two streams comparing with the cross-type. We adopt the joint-type as our encoder in this paper.

2.3 Multimodal Retrieval and Captioning

Multimodal video and language learning is a nascent research area. In this work, we fine-tune and evaluate our pre-trained model on two multimodal tasks including text-based video retrieval and multimodal video captioning. Text-based video retrieval task is to predict whether the video and text query match each other. Yu etc. (Yu et al., 2018) densely align each token with each frame. Miech etc. (Miech et al., 2019) embed text and video into the same latent space through a joint embedding network on 1.2 million videos. Multimodal video captioning task is to generate captions given an input video together with ASR transcript. Different from existing works (Sun et al., 2019b,a; Krishna et al., 2017; Zhou et al., 2018a,b; Shi et al., 2019; Palaskar et al., 2019; Hessel et al., 2019) which only use video signal, recent works (Shi et al., 2019; Palaskar et al., 2019; Hessel et al., 2019) study the multimodal captioning by taking both video and transcript as input, and show that incorporating transcript can largely improve the performance. Our model achieves state-of-the-art results in both tasks.

3 Method

The problem is defined as: given the input video and the corresponding ASR transcript pairs, pre-train a model to learn a joint video and text representation and fine-tune downstream tasks. In this section, we describe the details of the architecture, and the pre-training tasks.

3.1 Model Architecture

Figure 3 presents the model structure as an encoder-decoder architecture. First, the model extracts representations of the input text tokens and the video frame sequences using various feature extractors. Then a text encoder adopts the BERT model to embed the text and a video encoder utilizes the Transformer model to embed the video frames. Next, we employ a Transformer based cross encoder for interacting between the text and the video. Finally, another Transformer based decoder learns to reconstruct the input text.

3.1.1 Pre-processing.

First we pre-process video and language before feeding to this model. For the input text, we tokenize all words by WordPieces (Wu et al., 2016) following the pre-processing method in BERT to obtain the token sequence $\mathbf{t} = \{t_i | i \in [1, n]\}$, where t_i is the i -th token and n is the length of token sequence. For each video clip, we sample a frame sequence $\mathbf{v} = \{v_j | j \in [1, m]\}$ to represent the video clip, where v_j is the j -th video frame and m is the length of the frame sequence.

3.1.2 Single Modal Encoder.

We encode the text and video separately. First we adopt the BERT-base model to encode the token sequence \mathbf{t} . The text encoding is $\mathbf{T}_{BERT} \in \mathbb{R}^{n \times d}$,

$$\mathbf{T}_{BERT} = \text{BERT}(\mathbf{t}), \quad (1)$$

where d is hidden size of text encoding.

Next, we adopt the off-the-shelf image feature extractors to generate input feature matrix for the video frame sequence \mathbf{v} before feeding to the video encoder. While image representation only considers spatial feature, video representation encodes both spatial and temporal feature. We extract video feature using 2D and 3D CNNs for spatial and spatial-temporal representation. Then, we concatenate two features to one unified video feature $\mathbf{F}_v \in \mathbb{R}^{m \times d_v^f}$. The d_v^f represents hidden size of video feature. Finally, the \mathbf{F}_v is fed to the video encoder to embed the contextual information,

$$\mathbf{V}_{Transformer} = \text{Transformer}(\mathbf{F}_v). \quad (2)$$

The dimension of $\mathbf{V}_{Transformer}$ is $\mathbb{R}^{m \times d}$.

3.1.3 Cross Encoder.

To make the text and video fully interact with each other, we design a cross encoder to fuse these

features. The CrossEncoder takes both the text and video modality features as input. Specifically, We first combine the text encoding \mathbf{T}_{BERT} and the video encoding $\mathbf{V}_{Transformer}$ to get the encoding $\mathbf{M} \in \mathbb{R}^{(n+m) \times d}$. Then, the Transformer based cross encoder takes the encoding \mathbf{M} as input to generate the attended encoding $\mathbf{M}_{attended} \in \mathbb{R}^{(n+m) \times d}$,

$$\mathbf{M} = [\mathbf{T}_{BERT}; \mathbf{V}_{Transformer}], \quad (3)$$

$$\mathbf{M}_{attended} = \text{Transformer}(\mathbf{M}), \quad (4)$$

where $[\cdot]$ denotes the combination operation.

3.1.4 Decoder.

Inspired by T5 (Raffel et al., 2019) and BART (Lewis et al., 2020), we empower our pre-trained model to have the capability to learn from and then benefit generation tasks by attaching a decoder, which is usually a unidirectional recurrent/attention model to generate tokens one by one. The decoder learns to reconstruct the input text during pre-training, as well as generating captions during fine-tuning and inferring. The input is the attended encoding $\mathbf{M}_{attended}$ of text and video. We unexceptionally exploit Transformer to get the decoded feature $\mathbf{D} \in \mathbb{R}^{l \times d}$ from $\mathbf{M}_{attended}$,

$$\mathbf{D} = \text{Transformer}(\mathbf{M}_{attended}), \quad (5)$$

where l is the decoder length.

3.2 Pre-training Objectives

We have four pre-training objectives: 1) masked language model (for text corruption); 2) masked frame model (for video corruption); 3) video-text alignment and 4) language reconstruction.

3.2.1 MLM: Conditioned Masked Language Model.

Following BERT, we also adopted MLM by randomly masking 15% tokens with the special token [MASK] in the sentence and the objective is to re-produce the masked tokens under the condition of video input. Since the ASR transcript is automatically extracted from speech, which is noisy and in low quality, we further conditionally mask key concepts. Specifically, we conditionally mask 15% verbs or nouns in the sentences¹ to compel

¹We use package scapy (<https://scapy.net>) to extract verbs and nouns automatically.

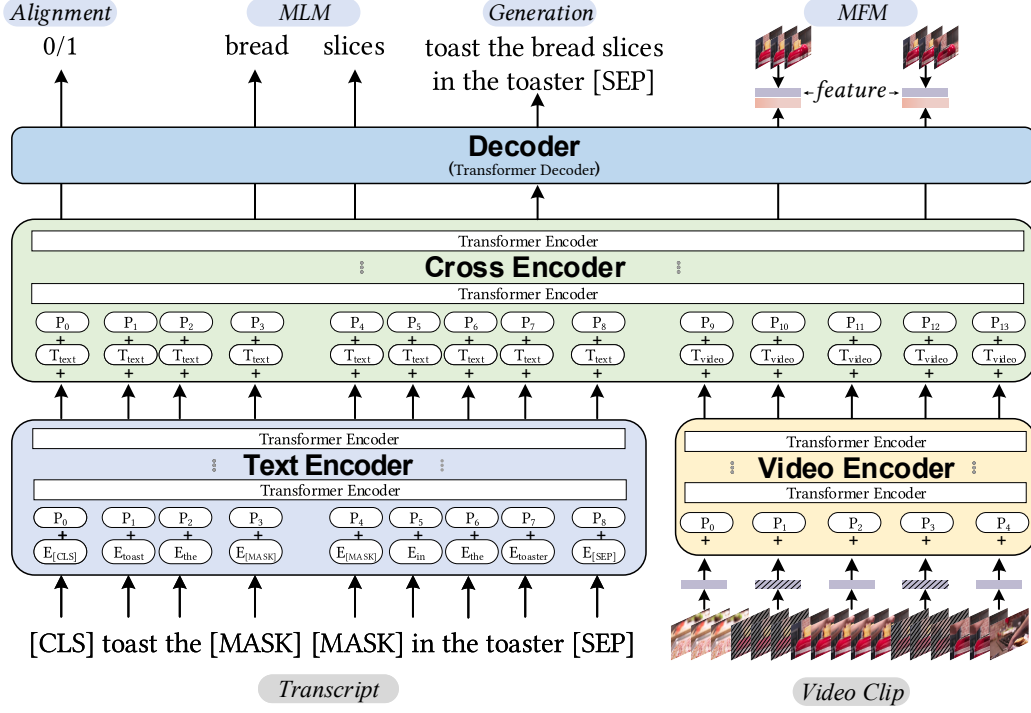


Figure 3: The main structure of our pre-training model, which comprises of 4 components including two single-modal encoders, a cross encoder and a decoder. P represents position embedding, and T is segment embedding to represent text or video type. E denotes the embedding of each token.

the encoder to learn these key concepts. This loss function is defined as:

$$\mathcal{L}_{MLM}(\theta) = -E_{t_m \sim \mathbf{t}} \log P_{\theta}(t_m | t_{-m}, \mathbf{v}), \quad (6)$$

where t_{-m} means the contextual tokens surrounding the masked token t_m , θ is the trainable parameters.

3.2.2 MFM: Conditioned Masked Frame Model.

Similarly, we also propose a masked frame model to predict the correct frames given contextual frames as well as the input text for semantic constrain. However, it is infeasible to reconstruct the original RGB frame, we adopt the contrastive learning method to maximize the MI (Mutual information) between the features of the output of masked frame and the original frame. This loss function is NCE (Sun et al., 2019a). We randomly mask 15% vectors (also 15% frames) with zeros. The objective is to identify the correct frame compared

to negative distractors. The loss is defined as:

$$\mathcal{L}_{MFM}(\theta) = -E_{v_m \sim \mathbf{v}} \log \text{NCE}(v_m | v_{-m}, \mathbf{t}), \quad (7)$$

$$\text{NCE}(v_m | v_{-m}, \mathbf{t}) = \frac{\exp(\mathbf{f}_{v_m} \mathbf{m}_{v_m}^{\top})}{\mathcal{Z}}, \quad (8)$$

$$\mathcal{Z} = \exp(\mathbf{f}_{v_m} \mathbf{m}_{v_m}^{\top}) + \sum_{v_j \in \mathcal{N}(v_m)} \exp(\mathbf{f}_{v_m} \mathbf{m}_{v_j}^{\top}), \quad (9)$$

where v_{-m} means the surrounding frames except v_m , $\mathbf{f}_{v_m} \in \mathbb{R}^{1 \times d}$ is a linear output of $\mathbf{f}_{v_m}^v \in \mathbf{F}_v$, \mathbf{F}_v is the real-valued vectors of video feature, $\mathbf{m}_{v_m} \in \mathbf{M}_{attended}^{(v)}$, and $\mathbf{M}_{attended}^{(v)}$ is the feature matrix of the video part in $\mathbf{M}_{attended}$. We take other frames in the same batch as negative cases defined as $\mathcal{N}(v_m)$.

3.2.3 Video-Text Alignment.

We use the fused representation that corresponds to the special token [CLS] to predict scores for the Video-Text Alignment task. Specifically, a BertPooler layer and a linear layer are designed to project the first hidden state of $\mathbf{M}_{attended}$ to scores which is similar to the BERT sentence pair classification task. We also adopt the NCE loss to learn to discriminate the positive from negative video-text pairs. To enhance this capability, we not only

randomly sample negative cases but also re-sample video clips from the same video (Han et al., 2019). The reason is that the frames inside the same video are more similar than frames of different videos. This loss function is defined as follows,

$$\mathcal{L}_{Align}(\theta) = -E_{(\mathbf{t}, \mathbf{v}) \sim \mathbf{B}} \log \frac{\exp(s(\mathbf{t}, \mathbf{v}))}{\mathcal{Z}}, \quad (10)$$

$$\mathcal{Z} = \exp(s(\mathbf{t}, \mathbf{v})) + \sum_{\mathbf{u} \in \mathcal{N}(\mathbf{v})} \exp(s(\mathbf{t}, \mathbf{u})), \quad (11)$$

where $s(\cdot)$ means the BertPooler layer and linear layer operations operated on the first hidden state of $\mathbf{M}_{attended}$. We take other video clips in the same batch \mathbf{B} as negative cases $\mathcal{N}(\mathbf{v})$.

3.2.4 Language Reconstruction.

To reconstruct the input sentence to endow the pre-trained model with the generation capability, we employed an auto-regressive decoder with reconstruction objective, and the loss function is,

$$\mathcal{L}_{Decoder}(\theta) = -E_{\hat{\mathbf{t}}_i \sim \hat{\mathbf{t}}} \log P_{\theta}(\hat{\mathbf{t}}_i | \hat{\mathbf{t}}_{<i}, \mathbf{t}, \mathbf{v}). \quad (12)$$

It is note that \mathbf{t} is the masked version of ground-truth text $\hat{\mathbf{t}}$ when pre-training. As shown in BART (Lewis et al., 2019), pre-training decoder benefits generation tasks.

3.2.5 Loss Function.

We jointly optimize our model by a weighted loss:

$$\begin{aligned} \mathcal{L}_{UniViLM} = & w_{MLM} \mathcal{L}_{MLM} + w_{MFM} \mathcal{L}_{MFM} \\ & + w_{Align} \mathcal{L}_{Align} + w_{Decoder} \mathcal{L}_{Decoder}, \end{aligned} \quad (13)$$

where w_{MLM} , w_{MFM} , w_{Align} , and $w_{Decoder}$ are set to 1 in this paper.

4 Downstream tasks

Figure 4 presents the two downstream tasks: text based video retrieval (left) and multimodal video captioning (right).

4.1 Text based Video Retrieval

Text based video retrieval is defined to retrieve a relevant video/clip given an input text query. During inference, the model takes the input text query and each candidate video to calculate the similarity score, and then rank to select the best matched video clip. The model encodes query and video

through text encoder and video encoder respectively, then feed the embeddings to the cross encoder, and make final prediction through the fused representation corresponding to [CLS] by $s(\cdot)$ in Eq. (10). We use \mathcal{L}_{Align} as the loss during the fine-tuning stage.

4.2 Multimodal Video Captioning

Given a video, multimodal video captioning aims to generate a sequence of descriptive sentences. In this work, we focus on generating better captions and use the ground-truth segments in the experiment. Similarly, the model encodes the input video frames as well as transcripts inside the clips through video encoder and text encoder respectively, then feeds the embeddings to the cross encoder to get a unified representation, and finally generates token sequence by the decoder. We use $\mathcal{L}_{Decoder}$ as the loss during the fine-tuning stage.

5 Experiment

We first pre-train our model on the large scale dataset HowTo100M (Miech et al., 2019), then fine-tune our pre-trained model on two downstream multimodal tasks including text-based video retrieval and multimodal video captioning. Finally, we evaluate our model on both In-domain Youcook2 (Zhou et al., 2018a) dataset and Out-domain MSR-VTT (Xu et al., 2016) dataset.

5.1 Dataset

5.1.1 HowTo100M

(Miech et al., 2019)² is the pre-training dataset. We download videos with ASR transcript from Howto100M dataset. After filtering the unavailable ones, we finally get 1.2M videos for pre-training our model. On average, the duration of each video is 6.5 minutes with 110 clip-text pairs.

5.1.2 Youcook2

(Zhou et al., 2018a)³ is dataset for both downstream tasks. It contains 2,000 cooking videos on 89 recipes with 14K video clips. The overall duration is 176 hours (5.26 minutes on average). Each video clip is annotated with one captioning sentence. We evaluate both text-based video retrieval and multimodal video captioning task on this dataset. For the first task, we follow the same experimental setting in (Miech et al., 2019), and

²<https://www.di.ens.fr/willow/research/howto100m/>

³<http://youcook2.eecs.umich.edu/>

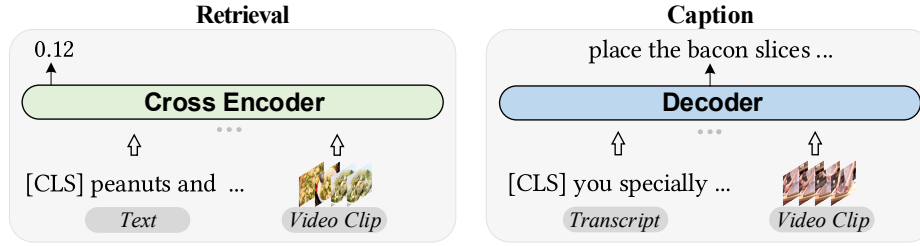


Figure 4: Two downstream tasks.

use the captions as the input text queries to find the corresponding video clips. For the second task, we use the same setting as in (Shi et al., 2019). We filter the data and make sure there is no overlap between pre-training and evaluation data. In all, we have 1,261 training videos and 439 test videos, that is, 9,776 training clip-text pairs and 3,369 test clip-text pairs.

5.1.3 MSR-VTT

(Xu et al., 2016) is the Open-domain dataset for downstream task. It has open domain video clips, and each clip has 20 captioning sentences labeled by human. In all, there are 200K clip-text pairs from 10K videos in 20 categories including sports, music, etc. Following JSFusion (Yu et al., 2018), we randomly sampled 1,000 clip-text pairs as test data to evaluate the performance of our model on text-based video retrieval task.

5.2 Experimental Details

5.2.1 Text encoding.

For text encoding, we apply WordPiece embeddings (Wu et al., 2016) with a 30,000 token vocabulary to input to BERT model. We exploit the BERT-base model (Devlin et al., 2019) with 12 layers of Transformer blocks. Each block has 12 attention heads and the hidden size is 768.

5.2.2 Video encoding.

Similar to Miech’s work (Miech et al., 2019), we extract both 2D and 3D features from video clips. We use an off-the-shelf ResNet-152 (He et al., 2016) that pre-trained on the ImageNet dataset to extract 2D feature. For 3D feature extraction, we employ ResNeXt-101 (Hara et al., 2018) that pre-trained on Kinetics to extract 3D features. The fps of 2D and 3D feature extractor are 1 and 1.5 respectively. Then we directly concatenate both 2D and 3D features to one unified 4,096 dimensional vector. For video encoding, we employ Transformer

(Vaswani et al., 2017) with 1 layer. Each block has 12 attention heads and the hidden size is 768.

5.2.3 Model setting.

The model consumes the clip-text pairs. The maximal input tokens of text is 32 and the maximal frames of video is 48. For short sentence and clip, we concatenate contextual tokens and frames. For cross encoder and decoder, we use a 2 layers Transformer as the encoder and a 1 layer Transformer as the decoder with 12 heads. For generation task during the inference stage, we use the beam search with the size of 5.

5.2.4 Training time.

We pre-train our model on 4 NVIDIA Tesla V100 GPUs. The batch size is set to 96 and the model is trained 12 epochs for 5 days. We use the Adam optimizer (Kingma and Ba, 2015) with an initial learning rate of 1e-4, and employ a linear decay learning rate schedule with warm up strategy. To fasten the pre-training speed, we adopt two-stage training fashion. For the first stage, we only preserve the text BERT and video Transformer to learn the weights using alignment similarity like the work in (Miech et al., 2019). Next we freeze the single modal encoders with the learned weights and continue to further pre-train the subsequent cross encoder and decoder.

5.3 Main Results

5.3.1 Text-based video retrieval.

We fine-tune our pre-trained model for text-based video retrieval task on both Youcook2 and MSR-VTT datasets. The evaluation metrics are Recall@n (R@n) and Median R.

Youcook2 provides the ground-truth video clip and caption pairs. We use the caption to retrieve the relevant video clip. Miech (Miech et al., 2019) reports baseline methods including Random and KGLMM FV CCA (Klein et al., 2015) and their

Method	PT	R@1	R@5	R@10	Median R
Random	No	0.03	0.15	0.3	1675
HGLMM FV CCA (Klein et al., 2015)	No	4.6	14.3	21.6	75
HowTo100M (Miech et al., 2019)	Yes	8.2	24.5	35.3	24
UniViLM	No	3.35	10.79	17.76	76
UniViLM	Yes	11.5	29.1	40.1	17

Table 1: Results of text-based video retrieval on Youcook2 dataset. PT stands for whether the model is pre-trained or not.

Method	PT	R@1	R@5	R@10	Median R
Random	No	0.1	0.5	1.0	500
C+LSTM+SA (Klein et al., 2015)	No	4.2	12.9	19.9	55
VSE (Klein et al., 2015)	No	3.8	12.7	17.1	66
SNUVL (Klein et al., 2015)	No	3.5	15.9	23.8	44
Kaufman (Klein et al., 2015)	No	4.7	16.6	24.1	41
CT-SAN (Klein et al., 2015)	No	4.4	16.6	22.3	35
JSFusion (Klein et al., 2015)	No	10.2	31.2	43.2	13
HowTo100M (Miech et al., 2019)	Yes	14.9	40.2	52.8	9
UniViLM	No	14.60	39.00	52.60	10
UniViLM	Yes	18.7	44.4	58.9	7

Table 2: Results of text-based video retrieval on MSR-VTT dataset. PT stands for whether the model is pre-trained or not.

model results, which we directly apply as our baseline methods. Table 1 lists the results of all baselines and our models. We can see that our model can improve the performance over all baseline methods and achieve state-of-the-art result.

We also evaluate text-based video retrieval on open domain MSR-VTT dataset. We present several baseline methods with or without pre-training. Our model outperforms the HowTo100M model pre-trained on the same dataset on all metrics. Besides, the experimental result presents the large performance gain with pre-training.

5.3.2 Multimodal video captioning.

We evaluate the generation task on Youcook2 dataset, which adopts the corpus-level generation evaluation metric using open-source tool⁴ including BLEU (Papineni et al., 2002), METEOR (Banerjee and Lavie, 2005), ROUGE-L (Lin and Och, 2004) and CIDEr (Vedantam et al., 2015).

We compare our pre-trained model with several baseline methods. We classify the methods with two settings: 1) with/without pre-training; 2)

the input is video-only or video+transcript. Zhou etc.(Zhou et al., 2018a) propose an end-to-end model for both procedural segmentation and captioning. Sun etc. (Sun et al., 2019b,a) adopt the pre-training strategy and evaluate the captioning with only video as input. Shi (Shi et al., 2019) and Hessel (Hessel et al., 2019) discuss the multimodal input with both video and transcript. Table 3 presents the results of our model on the largest pre-training dataset achieves the SOTA results.

5.4 Case Study

We conduct case study on multimodal video captioning. Figure 6 presents two randomly selected cases, from which we noticed that most of the results are semantically aligned with the groundtruth sentences. We further analysed more cases and found an interesting video with both good and bad cases as shown in Figure 5. In this case, we not only analyse the result of our full model but also that of our model with only transcript or video as input. From the case we can see, 1) through study of the two bad cases of our model (Transcript), which only takes transcript as input, the bad cases are caused by the lack of informative transcript. For

⁴<https://github.com/Maluuba/nlg-eval>

Methods	Input	PTD	B-3	B-4	M	R-L	CIDEr
Bi-LSTM (Zhou et al., 2018a)	V	0	-	0.87	8.15	-	-
EMT (Zhou et al., 2018b)	V	0	-	4.38	11.55	27.44	0.38
VideoBERT (Sun et al., 2019b)	V	312K	6.80	4.04	11.01	27.50	0.49
CBT (Sun et al., 2019a)	V	1.2M	-	5.12	12.97	30.44	0.64
DPC (Shi et al., 2019)	V + T	0	7.60	2.76	18.08	-	-
AT+Video (Hessel et al., 2019)	V + T	0	-	9.01	17.77	36.65	1.12
AT (Hessel et al., 2019)	T	0	-	8.55	16.93	35.54	1.06
UniViLM	V	1.2M	11.15	7.17	12.67	32.72	0.80
UniViLM	T	1.2M	18.17	12.63	18.43	40.42	1.40
UniViLM	V + T	0	13.57	8.67	15.38	35.18	1.00
UniViLM	V + T	1.2M	20.42	14.31	19.92	42.35	1.47

Table 3: The multimodal video captioning results on Youcook2 dataset. V means video and T means Transcript. PTD stands for Pre-training Data.

Clips	Step 1	Step 2	Step 3	Step 4
Transcript	so about 12 inch	We are going to use a Sun Horizontal tomato and these are certified San marzano	I am going to pinch this off	I am going to grab some sea salt. We are going to go around in a circular motion like that pick off some basil
GroundTruth	stretch out the dough	pour some tomato paste on the dough	put some mozzarella cheese on the pizza	season the pizza with sea salt and basil
Our model (full)	knead the dough	spread some tomato sauce on the pizza	place the tomatoes on top of the dough and seal	spread some sea salt on top and toss the pizza
Our model (Transcript)	cut 6 inches apart of apart	pour some tomato sauce on it	roll up the fish	spread some salt on top and place the pizza on top
Our model (Video)	mix the dough with hands	spread the red chili powder on the rice	add some basil leaves to the pizza	spread some tomato sauce on top and spread some olive oil on top

Figure 5: An example video for multimodal video dense captioning where the models perform **well**, **okay**, and **poorly**.

Clips	Groundtruth	Our results	Clips	Groundtruth	Our results
	combine salt butter milk and hot sauce in a bowl	add salt and milk to a sauce pan		mince cabbage and chop some green onions	slice the cabbage green onions and add to the pot
...
	place chicken on a plate or tray and season generously with mixed spices	place the chicken on a paper towel		add soy sauce sesame oil and salt and mix together	mix the soy sauce sesame oil and salt
...
	coat the chicken pieces in the flour	coat the chicken with the flour		place the pot sticker wrapper on the dumpling and seal the edges with water	insert the skewers into the hot dogs
...
				lay the pot stickers and cook both the sides until they are golden brown	add the potstickers to the pot

Figure 6: Case studies for multimodal video dense captioning.

step 1, the transcript does not provide enough and informative sentences. For step 3, the co-reference “this” is not clearly mentioned in transcript, which leads to irrelevant captioning sentences. 2) Our model (video), which only takes video as input, shown that the visual signal can better capture the action (verb) signal but not the fine-grained entities. For step 2-4, all verbs are well recognized but the fine-grained entities are incorrect.

6 Conclusion and Discussion

In this paper, we study the self-supervised learning for video and language representation on large scale videos and pre-train a multimodal model using video and corresponding ASR transcript. We propose a unified pre-training model for both understanding and generation tasks. Then, we conduct extensive experiments on evaluating our models for two downstream tasks including text-based video retrieval and multimodal video captioning. From the experiments, we find that 1) our pre-trained model can improve the performance to a large extent over the baseline models and achieve the state-of-the-art results on two typical multimodal tasks; 2) The pre-trained decoder can benefit the generation tasks such as captioning. For the future work, we will investigate the performance of our model on a larger dataset and more downstream tasks.

References

- Satanjeev Banerjee and Alon Lavie. 2005. Meteor: An automatic metric for mt evaluation with improved correlation with human judgments. In *Proceedings of the acl workshop on intrinsic and extrinsic evaluation measures for machine translation and/or summarization*, pages 65–72.
- Jacob Devlin, Ming-Wei Chang, Kenton Lee, and Kristina Toutanova. 2019. Bert: Pre-training of deep bidirectional transformers for language understanding. In *Proceedings of the 2019 Conference of the North American Chapter of the Association for Computational Linguistics: Human Language Technologies, Volume 1 (Long and Short Papers)*, pages 4171–4186.
- Li Dong, Nan Yang, Wenhui Wang, Furu Wei, Xiaodong Liu, Yu Wang, Jianfeng Gao, Ming Zhou, and Hsiao-Wuen Hon. 2019. Unified language model pre-training for natural language understanding and generation. *arXiv preprint arXiv:1905.03197*.
- Tengda Han, Weidi Xie, and Andrew Zisserman. 2019. Video representation learning by dense predictive coding. In *Proceedings of the IEEE International Conference on Computer Vision Workshops*, pages 0–0.
- Kensho Hara, Hirokatsu Kataoka, and Yutaka Satoh. 2018. Can spatiotemporal 3d cnns retrace the history of 2d cnns and imagenet? In *Proceedings of the IEEE conference on Computer Vision and Pattern Recognition*, pages 6546–6555.
- Kaiming He, Xiangyu Zhang, Shaoqing Ren, and Jian Sun. 2016. Deep residual learning for image recognition. In *Proceedings of the IEEE conference on computer vision and pattern recognition*, pages 770–778.
- Jack Hessel, Bo Pang, Zhenhai Zhu, and Radu Soricut. 2019. A case study on combining asr and visual features for generating instructional video captions. In *Proceedings of the 23rd Conference on Computational Natural Language Learning (CoNLL)*.
- Diederik P Kingma and Jimmy Ba. 2015. Adam: A method for stochastic optimization. *International Conference on Learning Representations*.
- Benjamin Klein, Guy Lev, Gil Sadeh, and Lior Wolf. 2015. Associating neural word embeddings with deep image representations using fisher vectors. In *Proceedings of the IEEE Conference on Computer Vision and Pattern Recognition*, pages 4437–4446.
- Ranjay Krishna, Kenji Hata, Frederic Ren, Li Fei-Fei, and Juan Carlos Niebles. 2017. Dense-captioning events in videos. In *Proceedings of the IEEE international conference on computer vision*, pages 706–715.
- Mike Lewis, Yinhan Liu, Naman Goyal, Marjan Ghazvininejad, Abdelrahman Mohamed, Omer Levy, Ves Stoyanov, and Luke Zettlemoyer. 2019. Bart: Denoising sequence-to-sequence pre-training for natural language generation, translation, and comprehension. *arXiv preprint arXiv:1910.13461*.
- Mike Lewis, Yinhan Liu, Naman Goyal, Marjan Ghazvininejad, Abdelrahman Mohamed, Omer Levy, Veselin Stoyanov, and Luke Zettlemoyer. 2020. BART: Denoising sequence-to-sequence pre-training for natural language generation, translation, and comprehension. In *ACL*, pages 7871–7880.
- Gen Li, Nan Duan, Yuejian Fang, Daxin Jiang, and Ming Zhou. 2019a. Unicoder-vl: A universal encoder for vision and language by cross-modal pre-training. *arXiv preprint arXiv:1908.06066*.
- Liunian Harold Li, Mark Yatskar, Da Yin, Cho-Jui Hsieh, and Kai-Wei Chang. 2019b. Visualbert: A simple and performant baseline for vision and language. *arXiv preprint arXiv:1908.03557*.
- Chin-Yew Lin and Franz Josef Och. 2004. Automatic evaluation of machine translation quality using longest common subsequence and skip-bigram statistics. In *Proceedings of the 42nd Annual Meeting on Association for Computational Linguistics*,

- page 605. Association for Computational Linguistics.
- Yinhan Liu, Myle Ott, Naman Goyal, Jingfei Du, Mandar Joshi, Danqi Chen, Omer Levy, Mike Lewis, Luke Zettlemoyer, and Veselin Stoyanov. 2019. Roberta: A robustly optimized bert pretraining approach. *arXiv preprint arXiv:1907.11692*.
- William Lotter, Gabriel Kreiman, and David Cox. 2016. Deep predictive coding networks for video prediction and unsupervised learning. *arXiv preprint arXiv:1605.08104*.
- Jiasen Lu, Dhruv Batra, Devi Parikh, and Stefan Lee. 2019. Vilbert: Pretraining task-agnostic visiolinguistic representations for vision-and-language tasks. In *Advances in Neural Information Processing Systems*, pages 13–23.
- Michael Mathieu, Camille Couprie, and Yann LeCun. 2015. Deep multi-scale video prediction beyond mean square error. *arXiv preprint arXiv:1511.05440*.
- Antoine Miech, Dimitri Zhukov, Jean-Baptiste Alayrac, Makarand Tapaswi, Ivan Laptev, and Josef Sivic. 2019. Howto100m: Learning a text-video embedding by watching hundred million narrated video clips. *ICCV*.
- Aaron van den Oord, Yazhe Li, and Oriol Vinyals. 2018. Representation learning with contrastive predictive coding. *arXiv preprint arXiv:1807.03748*.
- Shruti Palaskar, Jindrich Libovický, Spandana Gella, and Florian Metze. 2019. Multimodal abstractive summarization for how2 videos. *arXiv preprint arXiv:1906.07901*.
- Kishore Papineni, Salim Roukos, Todd Ward, and Wei-Jing Zhu. 2002. Bleu: a method for automatic evaluation of machine translation. In *Proceedings of the 40th annual meeting on association for computational linguistics*, pages 311–318. Association for Computational Linguistics.
- Alec Radford, Karthik Narasimhan, Tim Salimans, and Ilya Sutskever. 2018. Improving language understanding by generative pre-training. URL <https://s3-us-west-2.amazonaws.com/openai-assets/researchcovers/languageunsupervised/languageunderstandingpaper.pdf>.
- Colin Raffel, Noam Shazeer, Adam Roberts, Katherine Lee, Sharan Narang, Michael Matena, Yanqi Zhou, Wei Li, and Peter J. Liu. 2019. Exploring the limits of transfer learning with a unified text-to-text transformer. *arXiv e-prints*.
- Botian Shi, Lei Ji, Yaobo Liang, Nan Duan, Peng Chen, Zhendong Niu, and Ming Zhou. 2019. Dense procedure captioning in narrated instructional videos. In *Proceedings of the 57th Conference of the Association for Computational Linguistics*, pages 6382–6391.
- Kaitao Song, Xu Tan, Tao Qin, Jianfeng Lu, and Tie-Yan Liu. 2019. Mass: Masked sequence to sequence pre-training for language generation. *arXiv preprint arXiv:1905.02450*.
- Nitish Srivastava, Elman Mansimov, and Ruslan Salakhudinov. 2015. Unsupervised learning of video representations using lstms. In *International conference on machine learning*, pages 843–852.
- Chen Sun, Fabien Baradel, Kevin Murphy, and Cordelia Schmid. 2019a. Contrastive bidirectional transformer for temporal representation learning. *arXiv preprint arXiv:1906.05743*.
- Chen Sun, Austin Myers, Carl Vondrick, Kevin Murphy, and Cordelia Schmid. 2019b. Videobert: A joint model for video and language representation learning. *Proceedings of the IEEE international conference on computer vision*.
- Hao Tan and Mohit Bansal. 2019. Lxmert: Learning cross-modality encoder representations from transformers. *arXiv preprint arXiv:1908.07490*.
- Ashish Vaswani, Noam Shazeer, Niki Parmar, Jakob Uszkoreit, Llion Jones, Aidan N Gomez, Łukasz Kaiser, and Illia Polosukhin. 2017. Attention is all you need. In *Advances in Neural Information Processing Systems*, pages 5998–6008.
- Ramakrishna Vedantam, C Lawrence Zitnick, and Devi Parikh. 2015. Cider: Consensus-based image description evaluation. In *Proceedings of the IEEE conference on computer vision and pattern recognition*, pages 4566–4575.
- Xiaolong Wang and Abhinav Gupta. 2015. Unsupervised learning of visual representations using videos. In *Proceedings of the IEEE International Conference on Computer Vision*, pages 2794–2802.
- Yonghui Wu, Mike Schuster, Zhifeng Chen, Quoc V Le, Mohammad Norouzi, Wolfgang Macherey, Maxim Krikun, Yuan Cao, Qin Gao, Klaus Macherey, et al. 2016. Google’s neural machine translation system: Bridging the gap between human and machine translation. *arXiv preprint arXiv:1609.08144*.
- Jun Xu, Tao Mei, Ting Yao, and Yong Rui. 2016. Msr-vtt: A large video description dataset for bridging video and language. In *Proceedings of the IEEE conference on computer vision and pattern recognition*, pages 5288–5296.
- Zhilin Yang, Zihang Dai, Yiming Yang, Jaime Carbonell, Ruslan Salakhudinov, and Quoc V Le. 2019. Xlnet: Generalized autoregressive pretraining for language understanding. *arXiv preprint arXiv:1906.08237*.
- Youngjae Yu, Jongseok Kim, and Gunhee Kim. 2018. A joint sequence fusion model for video question answering and retrieval. In *Proceedings of the European Conference on Computer Vision (ECCV)*, pages 471–487.

Luowei Zhou, Hamid Palangi, Lei Zhang, Houdong Hu, Jason J Corso, and Jianfeng Gao. 2019. Unified vision-language pre-training for image captioning and vqa. *arXiv preprint arXiv:1909.11059*.

Luowei Zhou, Chenliang Xu, and Jason J Corso. 2018a. Towards automatic learning of procedures from web instructional videos. In *Thirty-Second AAAI Conference on Artificial Intelligence*.

Luowei Zhou, Yingbo Zhou, Jason J Corso, Richard Socher, and Caiming Xiong. 2018b. End-to-end dense video captioning with masked transformer. In *Proceedings of the IEEE Conference on Computer Vision and Pattern Recognition*, pages 8739–8748.