

A Survey on 3D Skeleton-Based Action Recognition Using Learning Method

Bin Ren¹, Mengyuan Liu², Runwei Ding¹ and Hong Liu¹

Abstract—3D skeleton-based action recognition, owing to the latent advantages of skeleton, has been an active topic in computer vision. As a consequence, there are lots of impressive works including conventional handcraft feature based and learned feature based have been done over the years. However, previous surveys about action recognition mostly focus on the video or RGB data dominated methods, and the scanty existing reviews related to skeleton data mainly indicate the representation of skeleton data or performance of some classic techniques on a certain dataset. Besides, though deep learning methods has been applied to this field for years, there is no related reserach concern about an introduction or review from the perspective of deep learning architectures. To break those limitations, this survey firstly highlight the necessity of action recognition and the significance of 3D-skeleton data. Then a comprehensive introduction about Recurrent Neural Network(RNN)-based, Convolutional Neural Network(CNN)-based and Graph Convolutional Network(GCN)-based main stream action recognition techniques are illustrated in a data-driven manner. Finally, we give a brief talk about the biggest 3D skeleton dataset NTU-RGB+D and its new edition called NTU-RGB+D 120, accompanied with several existing top rank algorithms within those two datasets. To our best knowledge, this is the first research which give an overall discussion over deep learning-based action recognitin using 3D skeleton data.

I. INTRODUCTION

Action Reconition, as an extremely significant component and the most active research issue in computer vision, had been being investigated for decades. Owing to the effects that action can be used by human beings to dealing with affairs and expressing their feelings, to recognize a certain action can be used in a wide range of application domains but not yet fully addressed, such as intelligent surveillance system, human-computer interaction, virtual reality, robotics and so on in the last few years [1]–[5]. Conventionally, RGB image sequences [6]–[8], depth image sequences [9], [10], videos or one certain fusion form of these modality(e.g RGB + optical flow) are utilized in this task [11]–[15], and exceeding results also had been made through varieties of techniques. However, compared with skeleton data, a topological kind of representation for human body with joints and bones, those former modalities appears more computation consuming, less robust when facing complicated background as well

*This work is supported by National Natural Science Foundation of China (NSFC No.61673030, U1613209), Shenzhen Key Laboratory for Intelligent Multimedia and Virtual Reality (No. ZDSYS201703031405467).

H. Liu is with Faculty of Key Laboratory of Machine perception (Ministry of Education), Peking University, Shenzhen Graduate School, Beijing, 100871 CHINA. hongliu@pku.edu.cn

B. Ren is with the Engineering Lab on Intelligent Perception for Internet of Things (ELIP), Shenzhen Graduate School of Peking University, Shenzhen, 518055 CHINA. sunshineren@pku.edu.cn

My. Liu, Tencent Research. nkliuyifang@gmail.com


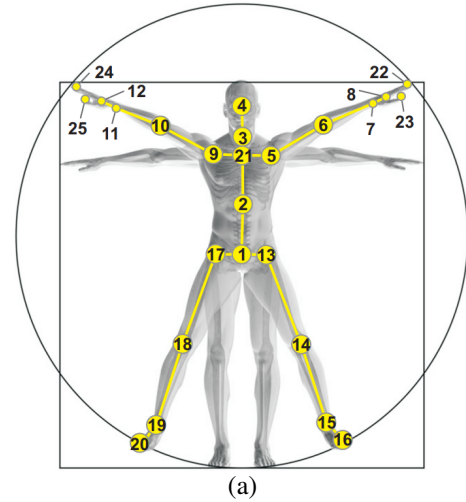


Fig. 1. Example of skeleton data in NTU RGB+D dataset [22]. (a) is the Configuration of 25 body joints in the dataset. (b) illustrates RGB and RGB+joints representation of human body.

as changing conditions involving in body scales, viewpoints and motion speeds [16]. Besides, sensors like the Microsoft Kinect [17] and advanced human pose estimation algorithms [18]–[20] also make it easier to gain accurate 3D skeleton data [21]. Fig.1 shows the visualazation format of human sekeleton data.

Despite the advantages compared with other modalites, there are still generally three main notable characteristics in skeleton sequences: 1) Spatial information, strong correlations exist between the joints node and its adjacent nodes so that the abundant body structural information can be found in skeleton data with an intra-frame manner. 2) Temporal information, with an inter-frame manner, strong temoral correlation can be used as well. 3) The co-occurrence relationship between spatial and temoral domins when taking joints and bones into account. As a result, the skeleton data has attract many researchers' efforts on human action recognition or detection, and an ever-increasing use of skeleton

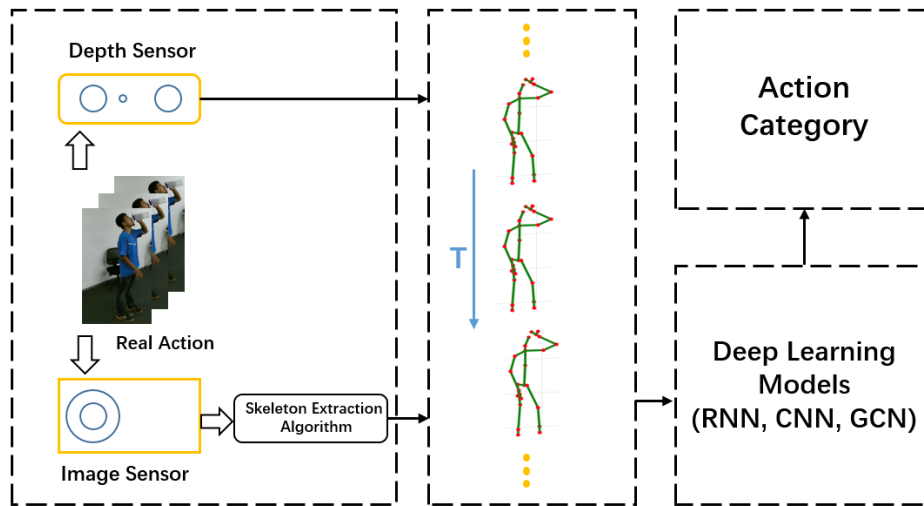


Fig. 2. The general pipeline of skeleton-based action recognition using deep learning methods. Firstly, the skeleton data was obtained in two ways, directly from depth sensors or from pose estimation algorithms. The skeleton will be send into RNN, CNN or GCN based neural networks. Finally we get the action category.

data can be expected.

Human action recognition based on skeleton sequence is mainly a temporal problem, so traditional skeleton-based methods usually want to extrat motion patterns form a certain skeleton sequence. This resulting in extensive studies focusing on handcraft features [15], [23]–[25], from which the relative 3D rotations and translations between various joints or body parts are frequently utilized [2], [26]. However, it has been demonstrated that hand-craft feature could only perform well on some specific dataset [27], which strenthen the topic that features have been handcrafted to work on one dataset may not be transferable to another dataset. This problem will make it difficult for a action recognition algorithm to be generalized or put into wider application areas.

With the increasing development and its impressive performance of deep learning methods in most of the other exist computer vision tasks, such as image classification [28], object detection and so on. Deep learning methods using Recurrent Neural Network(RNN) [29], Convolutional Neural Network(CNN) [30] and Graph Convolutional Network(GCN) [31] with skeleton data also turned out nowadays. Fig.2 shows the general pipline of 3D skeleton-based action recognition using deep learning methods from the raw RGB sequence or videos to the final action category. For RNN-based methods, skeleton sequences are natural time series of joint coordinate positions which can be seen as sequence vector while the RNN itself are suitable for processing time series data due to its unique structure. What’s more, for a further improvement of the learning of temporal context of skeleton sequences, some other RNN-based methods such as Long Short Term Memory(LSTM) and Gated Recurrent Unit(GRU) have been adopted to skeleton-based action recognition. When using CNN to handle this skeleton-based task, it coule be regard as a complementary of the RNN-based techniques, for the CNN architechture would prefer spatical cues whithin input data while the

RNN-based just lack spatial information. Finally, the relative new approach graph convolutional neural network has been addressed in recent years for the attribution of skeleton data is a nutural topological graph data struct(joints and bones can be treat as vertices and edges respectively) more than other format like images or sequences.

All those three kinds of deep learning based method had already gained unprecedented performance, but most review works just focus on traditional techniques or deep learning based methods just with the RGB image or RGB-D data method. Ronald Poppe [32] firstly addressed the basic challenges and characteristics of this domin, and then gave a detailed illumination of basic action classification method about direct classification and temporal state-space models. Daniel and Remi showed a overall overview of the action representation only in both spatial and temporal domin [33]. Though methods mentioned above provide some inspirations may be used for input data pre-process, neither skeleton sequence nor deep learning strategies were taken into account. Recently, [34] and [35] offered a summary of deep learning based video classification and captioning tasks, in which the fundamental structure of CNN as well as RNN were introduced, and the latter made a clarification about common deep architectures and quantitative analysis for action recognition. To our best knowledge, [36] is the first work recently giving an in-depth study in 3D skeleton-based action recognition, which conclude this issue from the action representation to the classification methods, in the meantime, it also offer some commonly used dataset such as UCF, MHAD, MSR daily activity 3D, etc. [37]–[39], while it doesn’t cover the emerging GCN based methods. Finally, [27] proposed a new review based on Kinect-dataset-based action recognition algorithms, which organized a thorough comparision of those Kinect-dataset-based techniques with various data-type including RGB, Depth, RGB+Depth and skeleton sequences. However, all works mentioned above

ignore the differences and motivations among CNN-based, RNN-based as well as GCN-based methods, especially when taking into the 3D skeleton sequences into account.

For the purpose of dealing with those problems, we propose this survey for a comprehensive summary of 3D skeleton-based action recognition using three kinds of basic deep learning architectures (RNN, CNN and GCN), furthermore, reasons behind those models and future direction are also clarified in a detailed way.

Generally, our study contains four main contributions:

- A comprehensive introduction about the superiority of 3D skeleton sequence data and characteristics of three kinds of deep models are presented in a detailed but clear manner, and a general pipeline in 3D skeleton-based action recognition using deep learning methods is illustrated.
- For each kind of deep model, several latest algorithms based on skeleton data is introduced from a data-driven perspective such as spatial-temporal modeling, skeleton-data representation and the way for co-occurrence feature learning, that's also the existing classic problems to be solve.
- A discussion which firstly address the latest challenging datasets NTU-RGB+D 120 accompanied by several top-rank methods and then about the future direction.
- The first study which take all kinds of deep models including RNN-based CNN-based and GCN based methods into account in 3D skeleton-based action recognition.

II. 3D SKELETON-BASED ACTION RECOGNITION WITH DEEP LEARNING

Existing surveys had already give us both quantitatively and qualitatively comparisons of existing action recognition techniques from the perspective of RGB-Based or skeleton-based, but not from Neural-Network's point of view, to this end, here we give an exhaustive discussion and comparison among RNN-based, CNN-based and GCN based methods respectively. And for each item, several latest related works would be introduced as cases based on a certain defect such as the drawbacks of one of those three models or the classic spatical-temporal modeling problems.

A. RNN based Methods

Recursive connection inside RNN structure is established by taking the output of previous time step as the input of the current time step [40], which is demonstrated an effective way for processing sequential data. Similarly to the standard RNN, LSTM and GRU, which introduce gates and linear memory units inside RNN, were proposed to make up the shortages like gradient and long-term temporal modeling problems of the standard RNN. From the first aspect, spatial-temporal modeling, which can be seen as the principle in action recognition task. Due to the weakness of spatial modeling ability of RNN-based architecture, the performance of some related methods generally could not gain a competitive result [41]–[43]. Recently, Hong and

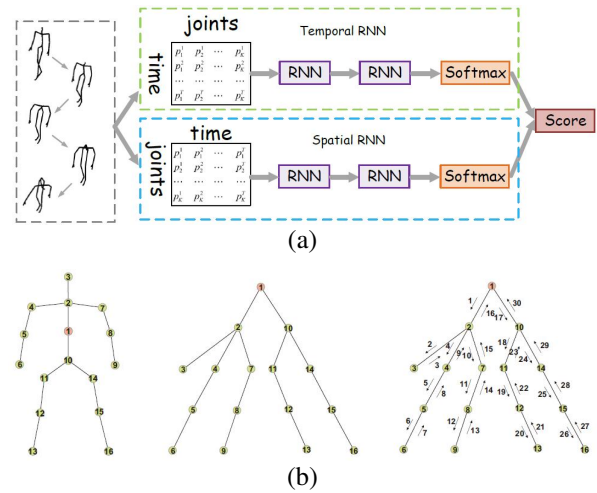


Fig. 3. Examples of mentioned methods for dealing with spatil modeling problems. (a) shows a two stream framework which enhance the spatial information by adding a new stream. (b) illustrates a data-driven technique which address the spatical modeling ability by giving a tranform towards original skeleton sequence data.

Liang [44] proposed a novel two-stream RNN architecture to model both temporal dynamics and spatial configurations for skeleton data. Fig.3 shows the framework of their work. An exchange of the skeleton axes was applied for the data level pre-processing for the spatial domin learning. Unlike [44], Jun and Amir [45] stepped into the traversal method of a given skeleton sequence to acquire the hidden relationship of both domins. Compared with the general method which arrange joints in a simple chain so that ignores the kinectic dependency relations between adjacent joints, the mentioned tree-structure based traversal would not add false connections between body joints when their relation is not strong enough. Then, using a LSTM with trust gate treat the input discriminately, through which, if tree-structured input unit is reliable, the memory cell will be updated by importing input latent spatial information. Inspired by the property of CNN, which is extremely suitable for spatial modeling. Chunyu and Baochang [46] employed attention RNN with a CNN model to facilitate the complex spatial-temporal modeling. A temporal attention module was firstly utilized in a residual learning module, which recalibrate the temporal attention of frames in a skeleton sequence, then a spatial-temporal convolutional module is applied to the first module, which treat the calibrated joint sequences as images. What's more, [47] use a attention recurrent relation LSTM network, which use recurrent relationan network for the spatial features and a multi-layer LSTM to learn the temporal features in skeleton sequences.

For the second aspect, network structure, which can be regard as an weakness driven aspect of RNN. Though the nature of RNN is suitable for sequence data, well-known gradient expliding and vanishing problems are inevitable. LSTM and GRU may be weaken those problems to some extent, however, the hyperbolic tangant and the sigmoid activation function may lead to gradient decay over layers. To this end, some new type RNN architectures are proposed

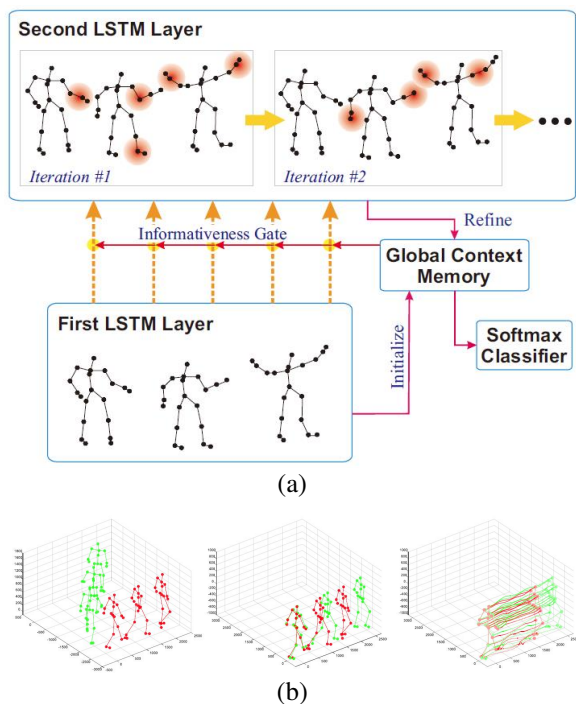


Fig. 4. Data-driven based method. (a) shows the different importance among different joints for a given skeleton action. (b) give shows the a feature representation processes, from left to right are original input skeleton frames, transformed input frames and extracted salient motion features respectively.

[48]–[50], Shuai and Wanqing [50] proposed an independently recurrent neural network, which could solve the problem of gradient exploding and vanishing, through which could make it possible and more robust to build a longer and deeper RNN for high semantic feature learning. This modification for RNN not only could be utilized in skeleton based action recognition, but also other areas such as language modeling. Within this structure, neurons in one layer are independent of each other so that it could be applied to process much longer sequences. Finally, the third aspect, data-driven aspect. In the consideration of not all joints are informative for an action analysis, [51] add global context-aware attention to LSTM networks, which selectively focus on the informative joints in a skeleton sequence. Fig.4 illustrates the visualization of the proposed method, from the figure we can conclude that the more informative joints are addressed with red circle color area, indicating those joints are more important for this special action. In addition, because the skeletons provided by datasets or depth sensors are not perfect, which would affect the result of an action recognition task, so [52] transform skeletons into another coordinate system for the robustness to scale, rotation and translation first and then extract salient motion features from the transformed data instead of send the raw skeleton data to LSTM. Fig.4(b) shows the feature representation process.

There are also lots of valuable works using RNN-based method, focusing on the problems of large viewpoint change, the relationship of joints in a single skeleton frame. However, we have to admit that in the special modeling aspect, RNN-

based methods is really weaker than CNN based. In the following, another interesting issue about how the CNN-based methods do a temporal modeling and how to find the relative balance of spatio-temporal information will be discussed.

B. CNN Based Methods

Convolutional neural networks have also been applied to the skeleton-based action recognition. Different from RNNs, CNN models can efficiently and easily learn high level semantic cues with its natural equipped excellent ability to extract high level information. However, CNNs generally focus on the image-based task, and the action recognition task based on skeleton sequence is unquestionable a heavy time-dependent problem. So how to balance and more fully utilize spatial as well as temporal information in CNN-based architecture is still challenging.

Generally, to satisfy the need of CNNs' input, 3D-skeleton sequence data was transformed from vector sequence to a pseudo-image. However, a pertinent representation with both the spatial and temporal information is usually not easy, thus many researchers encode the skeleton joints to multiple 2D pseudo-images, and then feed them into CNN to learn useful features [53], [54]. Wang [55] proposed the Joint Trajectory Maps (JTM), which represents spatial configuration and dynamics of joint trajectories into three texture images through color encoding. However, this kind of method is a little complicated, and also loses important information during the mapping procedure. To tackle this shortcoming, Bo and Mingyi [56] using a translation-scale invariant image mapping strategy which firstly divide human skeleton joints in each frame into five main parts according to human physical structure, then those parts were mapped to 2D form. This method makes the skeleton image consist of both temporal information and spatial information. However, though the performance was improved, but there is no reason to take skeleton joints as isolated points, cause in the real world, intimate connection exists among our body, for example, when waving the hands, not only the joints directly within hand should be taken into account, but also other parts such as shoulders and legs are considerable. Yanshan and Rongjie [57] proposed the shape-motion representation from geometric algebra, according to which addressed the importance of both joints and bones, which fully utilized the information provided by skeleton sequence. Similarly, [2] also use the enhanced skeleton visualization to represent the skeleton data and Carlos and Jessica [58] also proposed a new representation named SkeleMotion based on motion information which encodes the temporal dynamics by explicitly computing the magnitude and orientation values of the skeleton joints. Fig.5 (a) shows the shape-motion representation proposed by [57] while Fig.5 (b) illustrates the SkeleMotion representation. What's more, similarly to the SkeleMotion, [59] use the framework of SkeleMotion but based on tree structure and reference joints for a skeleton image representation.

Those CNN-based methods commonly represent a skeleton sequence as an image by encoding temporal dynamics

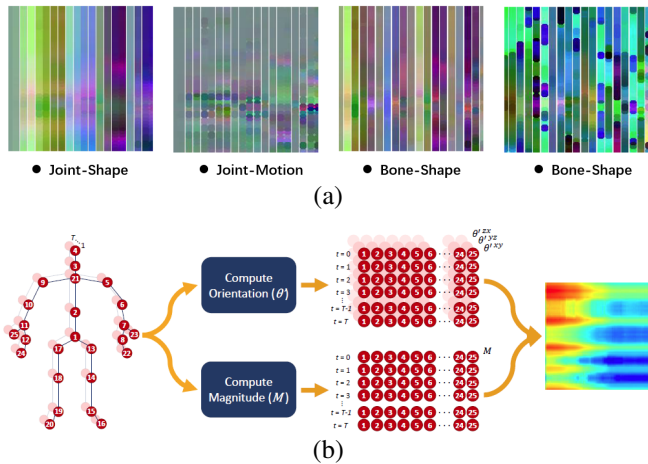


Fig. 5. Examples of the proposed representation skeleton image. (a) shows Skeleton sequence shape-motion representations generated from “pick up with one hand” on Northwestern-UCLA dataset [60] (b) shows the SkeleMotion representation work flow.

and skeleton joints simply as rows and columns respectively, as a consequence, only the neighboring joints within the convolutional kernel will be considered to learn co-occurrence feature, that’s to say, some latent correlation that related to all joints may be ignored, so CNN could not learn the corresponding and useful feature. Chao and Qiaoyong [61] utilized an end-to-end framework to learn co-occurrence features with a hierarchical methodology, in which different levels of contextual information are aggregated gradually. Firstly point-level information is encoded independently, then they are assembled into semantic representation in both temporal and spatial domains.

Besides the representation of 3D skeleton sequence, there also exists some other problems in CNN-Based techniques, such as the size and speed of the model [3], the architecture of CNN(two streams or three streams [62]), occlusions, viewpoint changes and so on [2], [3]. So the skeleton-based action recognition using CNN is still an open problem waiting for researchers to dig in.

C. GCN Based Methods

Inspired by the truth that human 3D-skeleton data is naturally a topological graph instead of a sequence vector or pseudo-image where the RNN-based or CNN-based methods treat with. Recently the Graph Convolution Network has been adopted in this task frequently due to the effective representation for the graph structure data. Generally two kinds of graph-related neural network can be found nowadays, there are graph and recurrent neural network(GNN) and graph and convolutional neural network(GCN), in this survey, we mainly pay attention to the latter. And as a consequence, convincing results also were displayed on the rank board. What’s more, from the skeleton’s view of point, just simply encoding the skeleton sequence into a sequence vector or a 2D grid can not fully express the dependency between correlated joints. Graph convolutional neural networks, as a generalization form of CNN, can be applied towards arbitrary structures including the skeleton graph. The most

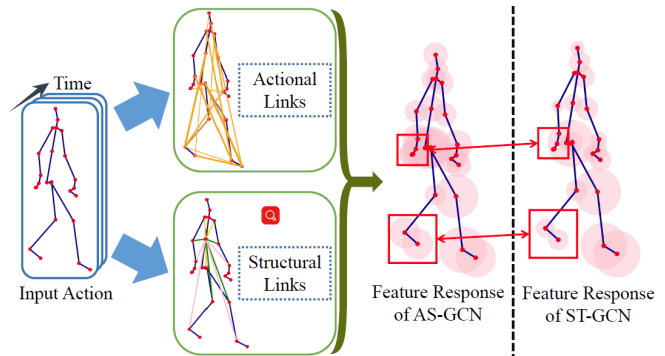


Fig. 6. Feature learning with generalized skeleton graphs.

important problem in GCN-based techniques is still related to the representation of skeleton data, that’s how to organize the original data into a specific graph.

Sijie and Yuanjun [31] firstly presented a novel model for skeleton-based action recognition, the spatial temporal graph convolutional networks(ST-GCN), which firstly constructed a spatial-temporal graph with the joints as graph vertices and natural connectivities in both human body structures and time as graph edges. After that the higher-level feature maps on the graph from ST-GCN will be classified by standard Softmax classifier to corresponding action category. According to this work, attention had been drawn for using GCN for skeleton-based action recognition, as a consequence lots of related works been done recently. The most common studies is focus on the efficient use of skeleton data [68], [78], and Maosen and Siheng [68] proposed the Action-Structural Graph Convolutional Networks(AS-GCN) could not only recognize a person’s action, but also using multi-task learning strategy output a prediction of the subject’s next possible pose. The constructed graph in this work can capture richer dependencies among joints by two module called Actional Links and Structural Links. Fig.6 shows the feature learning and its generalized skeleton graph of AS-GCN. Multi-task learning strategy used in this work may be a promising direction because the target task would be improved by the other task as a complementary.

According to previous introduction and discussion, the most common points of concern is still data-driven, all we want is to acquire the latent information behind 3D skeleton sequence data, the general works on GCN-based action recognition is designed in the problems “How to acquire?”, while this is still an open challenging problem. Especially the skeleton data itself is a temporal-spatial coupled, furthermore, when transforming skeleton data into a graph, the way of connections among joints and bones.

III. LATEST DATASETS AND PERFORMANCE

Skeleton sequence datasets such as MSRAAction3D [79], 3D Action Pairs [80], MSR Daily Activity3D [39] and so on. All have been analysed in lots of surveys [27], [35], [36], so here we mainly address the following two dataset, NTU-RGB+D [22] and NTU-RGB+D 120 [81].

NTU-RGB+D dataset is proposed in 2016, which contains

TABLE I

THE PERFORMANCE OF THE LATEST TOP-10 SKELETON-BASED METHODS ON NTU-RGB+D DATASEST AND NTU-RGB+D 120.

NTU-RGB+D dataset					
Rank	Paper	Year	Accuracy(C-V)	Accuracy(C-Subject)	Method
1	Shi et al. [63]	2019	96.1	89.9	Directed Graph Neural Networks
2	Shi et al. [64]	2018	95.1	88.5	Two stream adaptive GCN
3	Zhang et al. [65]	2018	95.0	89.2	LSTM based RNN
4	Si et al. [66]	2019	95.0	89.2	AGC-LSTM(Joints&Part)
5	Hu et al. [67]	2018	94.9	89.1	Non-local S-T + Frequency Attention
6	Li et al. [68]	2019	94.2	86.8	Graph Convolutional Networks
7	Liang et al. [69]	2019	93.7	88.6	3S-CNN+Multi-Task Ensemble Learning
8	Song et al. [70]	2019	93.5	85.9	Richly Activated GCN
9	Zhang et al. [71]	2019	93.4	86.6	Semantics Guided GCN
10	Xie et al. [46]	2018	93.2	82.7	RNN+CNN+Attention
NTU-RGB+D 120 dataset					
Rank	Paper	Year	Accuracy(C-Subject)	Accuracy(C-Setting)	Method
1	Caetano et al. [72]	2019	67.9	62.8	Tree Structure + CNN
2	Caetano et al. [58]	2019	67.7	66.9	SkeleMotion
3	Liu et al. [73]	2018	64.6	66.9	Body Pose Evolution Map
4	Ke et al. [74]	2018	62.2	61.8	Multi-Task CNN with RotClips
5	Liu et al. [75]	2017	61.2	63.3	Two-Stream Attention LSTM
6	Liu et al. [2]	2017	60.3	63.2	Skeleton Visualization (Single Stream)
7	Jun et al. [76]	2019	59.9	62.4	Online+Dilated CNN
8	Ke et al. [77]	2017	58.4	57.9	Multi-Task Learning CNN
9	Jun et al. [51]	2017	58.3	59.2	Global Context-Aware Attention LSTM
10	Jun et al. [45]	2016	55.7	57.9	Spatio-Temporal LSTM

56880 video samples collected by Microsoft Kinect v2, is one of the largest datasets for skeleton-based action recognition. It provides the 3D spatial coordinates of 25 joints for each human in an action, just like Fig.1(a) shows. To acquire a evaluation of proposed methods, two protocols are recommended: Cross-Subject and Cross-View. For Cross-Subject, containing 40320 samples and 16560 samples for traing and evaluation, which splits 40 subjects into traing and evaluation groups. For Cross-View, containing 37920 and 18960 samples, which uses camera 2 and camera 3 for traing and camera 1 for evaluation.

Recently, the extended edition of original NTU-RGB+D called NTU-RGB+D 120, was also proposed, which containing 120 action classes and 114480 skeleton sequences, also the viewpoints now is 155. We will show the performance of recent related skeleton-based techniques as follows in Table I. Specifically, CS means Cross-Subject, while CV means Cross-View in the NTU-RGB+D and Cross-Setting in NTU-RGB+D 120. From which we could conclude that the existing algorithms have gain excellent performances in the original dataset while the latter NTU-RGB+D 120 now is still a challenging one need to conquer.

IV. CONCLUSIONS AND DISCUSSION

In this paper, action recognition with 3D skeleton sequence data is introduced based on three main neural networks' architecture respectively. The meaning of action recognition, the superiority of skeleton data as well as attribute of different deep architectures are all emphasized. Unlike previous reviews, our study is the first work which gain an insight into deep learning based methods in a data-driven manner, covering the latest algorithms within RNN-based, CNN-based and GCN-Based techniques. Especially in RNN and CNN based methods, spatial-temporal informa-

tion was addressed through both skeleton data representaion and detailed design of networks' architecture. In GCN based method, the most important thing is how to make full use of the infromation and correlation among joints and bones. According that, we conclude the most common thing in three different learning structure is still the valid information acquirasion from 3D-skeleton, while the topology graph is the most natural representation for human skeleton joints. The performance on NTU-RGB+D dataset also demonstrated this. However, it doesn't mean CNN or RNN based method are not suitable for this task. On the contraty, when amply some new stratgy towards those model such as multi-task learning strategy, exceeding improvement will be made in cross-view or corss-subject evaluation protocols. However, accuracy on the NTU-RGB+D dataset is aready so high that it is hard to make a further baby increase step. So attention should be also paied towards some more difficult datasets like the enhanced NTU-RGB+D 120 dataset.

As for the future direction, long-term action recognition, more efficient representation of 3D-skeleton sequence, real-time operation are still open problems, what's more, un-supervised or weak-supervised stratgy as well as zero-shot learning maybe also lead the way.

REFERENCES

- [1] R. Zhou, J. Meng, J. Yuan, and Z. Zhang, "Robust hand gesture recognition with kinect sensor," in *International Conference on Multimedia*, 2011.
- [2] M. Liu, L. Hong, and C. Chen, "Enhanced skeleton visualization for view invariant human action recognition," *Pattern Recognition*, vol. 68, pp. 346–362, 2017.
- [3] F. Yang, S. Sakti, Y. Wu, and S. Nakamura, "Make skeleton-based action recognition model smaller, faster and better," 2019.
- [4] L. Hong, J. Tu, and M. Liu, "Two-stream 3d convolutional neural network for skeleton-based action recognition," 2017.

- [5] T. Theodoridis and H. Hu, "Action classification of 3d human models using dynamic anns for mobile robot surveillance," in *2007 IEEE International Conference on Robotics and Biomimetics (ROBIO)*. IEEE, 2007, pp. 371–376.
- [6] J. Lin, C. Gan, and S. Han, "Temporal shift module for efficient video understanding," *arXiv preprint arXiv:1811.08383*, 2018.
- [7] C. Feichtenhofer, H. Fan, J. Malik, and K. He, "Slowfast networks for video recognition," 2018.
- [8] D. Tran, H. Wang, L. Torresani, J. Ray, Y. LeCun, and M. Paluri, "A closer look at spatiotemporal convolutions for action recognition," in *The IEEE Conference on Computer Vision and Pattern Recognition (CVPR)*, June 2018.
- [9] X. Chi, L. N. Govindarajan, Z. Yu, and C. Li, "Lie-x : Depth image based articulated object pose estimation, tracking, and action recognition on lie groups," *International Journal of Computer Vision*, vol. 123, no. 3, pp. 454–478, 2017.
- [10] S. Baek, Z. Shi, M. Kawade, and T.-K. Kim, "Kinematic-layout-aware random forests for depth-based action recognition," 2016.
- [11] K. Simonyan and A. Zisserman, "Two-stream convolutional networks for action recognition in videos," in *International Conference on Neural Information Processing Systems*, 2014.
- [12] C. Feichtenhofer, A. Pinz, and A. Zisserman, "Convolutional two-stream network fusion for video action recognition," in *Computer Vision & Pattern Recognition*, 2016.
- [13] L. Wang, Y. Xiong, Z. Wang, Y. Qiao, D. Lin, X. Tang, and L. Val Gool, "Temporal segment networks: Towards good practices for deep action recognition," in *ECCV*, 2016.
- [14] Y. Gu, W. Sheng, Y. Ou, M. Liu, and S. Zhang, "Human action recognition with contextual constraints using a rgb-d sensor," in *2013 IEEE International Conference on Robotics and Biomimetics (ROBIO)*. IEEE, 2013, pp. 674–679.
- [15] J. F. Hu, W. S. Zheng, J. Lai, and J. Zhang, "Jointly learning heterogeneous features for rgb-d activity recognition," in *Computer Vision & Pattern Recognition*, 2015.
- [16] G. Johansson, "Visual perception of biological motion and a model for its analysis," *Perception & Psychophysics*, vol. 14, no. 2, pp. 201–211, 1973.
- [17] Z. Zhang, "Microsoft kinect sensor and its effect," *IEEE Multimedia*, vol. 19, no. 2, pp. 4–10, 2012.
- [18] C. Xiao, Y. Wei, W. Ouyang, M. Cheng, and X. Wang, "Multi-context attention for human pose estimation," in *Computer Vision & Pattern Recognition*, 2017.
- [19] Y. Wei, W. Ouyang, H. Li, and X. Wang, "End-to-end learning of deformable mixture of parts and deep convolutional neural networks for human pose estimation," in *Computer Vision & Pattern Recognition*, 2016.
- [20] Z. Cao, G. Hidalgo, T. Simon, S.-E. Wei, and Y. Sheikh, "OpenPose: realtime multi-person 2D pose estimation using Part Affinity Fields," in *arXiv preprint arXiv:1812.08008*, 2018.
- [21] C. Si, W. Chen, W. Wang, L. Wang, and T. Tan, "An attention enhanced graph convolutional lstm network for skeleton-based action recognition," 2019.
- [22] A. Shahroudy, J. Liu, T. T. Ng, and W. Gao, "Ntu rgb+d: A large scale dataset for 3d human activity analysis," 2016.
- [23] R. Vemulapalli, F. Arrate, and R. Chellappa, "Human action recognition by representing 3d human skeletons as points in a lie group," in *IEEE Conference on Computer Vision & Pattern Recognition*, 2014.
- [24] M. E. Hussein, M. Toriki, M. A. Gowayyed, and M. El-Saban, "Human action recognition using a temporal hierarchy of covariance descriptors on 3d joint locations," in *International Joint Conference on Artificial Intelligence*, 2013.
- [25] Q. Zhou, S. Yu, X. Wu, Q. Gao, C. Li, and Y. Xu, "Hmms-based human action recognition for an intelligent household surveillance robot," in *2009 IEEE International Conference on Robotics and Biomimetics (ROBIO)*. IEEE, 2009, pp. 2295–2300.
- [26] R. Vemulapalli, "Rolling rotations for recognizing human actions from 3d skeletal data," in *Computer Vision & Pattern Recognition*, 2016.
- [27] L. Wang, D. Q. Huynh, and P. Koniusz, "A comparative review of recent kinect-based action recognition algorithms," 2019.
- [28] A. Krizhevsky, I. Sutskever, and G. E. Hinton, "Imagenet classification with deep convolutional neural networks," in *International Conference on Neural Information Processing Systems*, 2012.
- [29] G. Lev, G. Sadeh, B. Klein, and L. Wolf, *RNN Fisher Vectors for Action Recognition and Image Annotation*, 2016.
- [30] G. Chéron, I. Laptev, and C. Schmid, "P-cnn: Pose-based cnn features for action recognition," in *IEEE International Conference on Computer Vision*, 2016.
- [31] S. Yan, Y. Xiong, and D. Lin, "Spatial temporal graph convolutional networks for skeleton-based action recognition," 2018.
- [32] R. Poppe, "A survey on vision-based human action recognition," *Image & Vision Computing*, vol. 28, no. 6, pp. 976–990, 2010.
- [33] D. Weinland, R. Ronfard, and E. Boyer, "A survey of vision-based methods for action representation, segmentation and recognition," *Computer Vision & Image Understanding*, vol. 115, no. 2, pp. 224–241, 2011.
- [34] Z. Wu, T. Yao, Y. Fu, and Y. G. Jiang, "Deep learning for video classification and captioning," 2016.
- [35] S. Herath, M. Harandi, and F. Porikli, "Going deeper into action recognition: A survey * **," *Image & Vision Computing*, vol. 60, pp. 4–21, 2016.
- [36] L. Lo Presti and M. La Cascia, "3d skeleton-based human action classification: A survey," *Pattern Recognition*.
- [37] Ellis, Chris, Masood, S. Zain, Tappen, F. Marshall, LaViola, J. Joseph, Jr, and Sukthankar, "Exploring the trade-off between accuracy and observational latency in action recognition," *International Journal of Computer Vision*, vol. 101, no. 3, pp. 420–436, 2013.
- [38] F. Ofii, R. Chaudhry, G. Kurillo, R. Vidal, and R. Bajcsy, "Berkeley mhad: A comprehensive multimodal human action database," in *Applications of Computer Vision*, 2013.
- [39] J. Wang, Z. Liu, Y. Wu, and J. Yuan, "Mining actionlet ensemble for action recognition with depth cameras," in *Computer Vision and Pattern Recognition (CVPR), 2012 IEEE Conference on*, 2012.
- [40] P. Zhang, J. Xue, C. Lan, W. Zeng, Z. Gao, and N. Zheng, "Adding attentiveness to the neurons in recurrent neural networks," 2018.
- [41] W. Di and S. Ling, "Leveraging hierarchical parametric networks for skeletal joints based action segmentation and recognition," in *Computer Vision & Pattern Recognition*, 2014.
- [42] Z. Rui, H. Ali, and P. V. D. Smagt, "Two-stream rnn/cnn for action recognition in 3d videos," 2017.
- [43] W. Li, L. Wen, M. C. Chang, S. N. Lim, and S. Lyu, "Adaptive rnn tree for large-scale human action recognition," in *IEEE International Conference on Computer Vision*, 2017.
- [44] H. Wang and W. Liang, "Modeling temporal dynamics and spatial configurations of actions using two-stream recurrent neural networks," 2017.
- [45] J. Liu, A. Shahroudy, D. Xu, and G. Wang, "Spatio-temporal lstm with trust gates for 3d human action recognition," 2016.
- [46] C. Xie, C. Li, B. Zhang, C. Chen, and J. Liu, "Memory attention networks for skeleton-based action recognition," 2018.
- [47] L. Lin, Z. Wu, Z. Zhang, H. Yan, and W. Liang, "Skeleton-based relational modeling for action recognition," 2018.
- [48] J. Bradbury, S. Merity, C. Xiong, and R. Socher, "Quasi-recurrent neural networks," 2016.
- [49] T. Lei and Y. Zhang, "Training rnns as fast as cnns," 2017.
- [50] L. Shuai, W. Li, C. Cook, C. Zhu, and Y. Gao, "Independently recurrent neural network (indrn): Building a longer and deeper rnn," 2018.
- [51] J. Liu, G. Wang, P. Hu, L. Y. Duan, and A. C. Kot, "Global context-aware attention lstm networks for 3d action recognition," in *IEEE Conference on Computer Vision & Pattern Recognition*, 2017.
- [52] I. Lee, D. Kim, S. Kang, and S. Lee, "Ensemble deep learning for skeleton-based action recognition using temporal sliding lstm networks," in *IEEE International Conference on Computer Vision*, 2017.
- [53] Z. Ding, P. Wang, P. O. Ogunbona, and W. Li, "Investigation of different skeleton features for cnn-based 3d action recognition," in *IEEE International Conference on Multimedia & Expo Workshops*, 2017.
- [54] Y. Xu and W. Lei, "Ensemble one-dimensional convolution neural networks for skeleton-based action recognition," *IEEE Signal Processing Letters*, vol. 25, no. 7, pp. 1044–1048, 2018.
- [55] P. Wang, W. Li, C. Li, and Y. Hou, "Action recognition based on joint trajectory maps with convolutional neural networks," in *Acm on Multimedia Conference*, 2016.

- [56] L. Bo, Y. Dai, X. Cheng, H. Chen, and M. He, "Skeleton based action recognition using translation-scale invariant image mapping and multi-scale deep cnn," in *IEEE International Conference on Multimedia & Expo Workshops*, 2017.
- [57] L. Yanshan, X. Rongjie, L. Xing, and H. Qinghua, "Learning shape-motion representations from geometric algebra spatio-temporal model for skeleton-based action recognition," in *IEEE International Conference on Multimedia & Expo*, 2019.
- [58] C. Caetano, J. Sena, F. Brémond, J. A. dos Santos, and W. R. Schwartz, "Skelemotion: A new representation of skeleton joint sequences based on motion information for 3d action recognition," in *IEEE International Conference on Advanced Video and Signal-based Surveillance (AVSS)*, 2019.
- [59] C. Caetano, F. Brémond, and W. R. Schwartz, "Skeleton image representation for 3d action recognition based on tree structure and reference joints," in *Conference on Graphics, Patterns and Images (SIBGRAPI)*, 2019.
- [60] W. Jiang, X. Nie, X. Yin, W. Ying, and S. C. Zhu, "Cross-view action modeling, learning and recognition," in *IEEE Conference on Computer Vision & Pattern Recognition*, 2014.
- [61] L. Chao, Q. Zhong, X. Di, and S. Pu, "Co-occurrence feature learning from skeleton data for action recognition and detection with hierarchical aggregation," 2018.
- [62] A. H. Ruiz, L. Porzi, S. R. Bulò, and F. Moreno-Noguer, "3d cnns on distance matrices for human action recognition," in *the 2017 ACM*, 2017.
- [63] L. Shi, Y. Zhang, J. Cheng, and H. Lu, "Skeleton-based action recognition with directed graph neural networks," in *Proceedings of the IEEE Conference on Computer Vision and Pattern Recognition*, 2019, pp. 7912–7921.
- [64] —, "Two-stream adaptive graph convolutional networks for skeleton-based action recognition," in *Proceedings of the IEEE Conference on Computer Vision and Pattern Recognition*, 2019, pp. 12026–12035.
- [65] P. Zhang, C. Lan, J. Xing, W. Zeng, J. Xue, and N. Zheng, "View adaptive neural networks for high performance skeleton-based human action recognition," *IEEE transactions on pattern analysis and machine intelligence*, 2019.
- [66] C. Si, W. Chen, W. Wang, L. Wang, and T. Tan, "An attention enhanced graph convolutional lstm network for skeleton-based action recognition," in *Proceedings of the IEEE Conference on Computer Vision and Pattern Recognition*, 2019, pp. 1227–1236.
- [67] G. Hu, B. Cui, and S. Yu, "Skeleton-based action recognition with synchronous local and non-local spatio-temporal learning and frequency attention," in *2019 IEEE International Conference on Multimedia and Expo (ICME)*. IEEE, 2019, pp. 1216–1221.
- [68] M. Li, S. Chen, X. Chen, Y. Zhang, Y. Wang, and Q. Tian, "Actional-structural graph convolutional networks for skeleton-based action recognition," in *The IEEE Conference on Computer Vision and Pattern Recognition (CVPR)*, June 2019.
- [69] D. Liang, G. Fan, G. Lin, W. Chen, X. Pan, and H. Zhu, "Three-stream convolutional neural network with multi-task and ensemble learning for 3d action recognition," in *Proceedings of the IEEE Conference on Computer Vision and Pattern Recognition Workshops*, 2019, pp. 0–0.
- [70] Y.-F. Song, Z. Zhang, and L. Wang, "Richly activated graph convolutional network for action recognition with incomplete skeletons," *arXiv preprint arXiv:1905.06774*, 2019.
- [71] P. Zhang, C. Lan, W. Zeng, J. Xue, and N. Zheng, "Semantics-guided neural networks for efficient skeleton-based human action recognition," *arXiv preprint arXiv:1904.01189*, 2019.
- [72] C. Caetano, F. Brémond, and W. R. Schwartz, "Skeleton image representation for 3d action recognition based on tree structure and reference joints," *arXiv preprint arXiv:1909.05704*, 2019.
- [73] M. Liu and J. Yuan, "Recognizing human actions as the evolution of pose estimation maps," in *Proceedings of the IEEE Conference on Computer Vision and Pattern Recognition*, 2018, pp. 1159–1168.
- [74] Q. Ke, M. Bennamoun, S. An, F. Sohel, and F. Boussaid, "Learning clip representations for skeleton-based 3d action recognition," *IEEE Transactions on Image Processing*, vol. 27, no. 6, pp. 2842–2855, 2018.
- [75] J. Liu, G. Wang, L.-Y. Duan, K. Abdiyeva, and A. C. Kot, "Skeleton-based human action recognition with global context-aware attention lstm networks," *IEEE Transactions on Image Processing*, vol. 27, no. 4, pp. 1586–1599, 2017.
- [76] J. Liu, A. Shahroudy, G. Wang, L.-Y. Duan, and A. K. Chichung, "Skeleton-based online action prediction using scale selection network," *IEEE transactions on pattern analysis and machine intelligence*, 2019.
- [77] Q. Ke, M. Bennamoun, S. An, F. Sohel, and F. Boussaid, "A new representation of skeleton sequences for 3d action recognition," in *Proceedings of the IEEE conference on computer vision and pattern recognition*, 2017, pp. 3288–3297.
- [78] S. Lei, Z. Yifan, C. Jian, and L. Hanqing, "Two-stream adaptive graph convolutional networks for skeleton-based action recognition," in *IEEE Conference on Computer Vision & Pattern Recognition*, 2019.
- [79] W. Li, Z. Zhang, and Z. Liu, "Action recognition based on a bag of 3d points," in *Computer Vision & Pattern Recognition Workshops*, 2010.
- [80] O. Oreifej and Z. Liu, "Hon4d: Histogram of oriented 4d normals for activity recognition from depth sequences," in *IEEE Conference on Computer Vision & Pattern Recognition*, 2013.
- [81] J. Liu, A. Shahroudy, M. Perez, G. Wang, L.-Y. Duan, and A. C. Kot, "Ntu rgb+d 120: A large-scale benchmark for 3d human activity understanding," *IEEE Transactions on Pattern Analysis and Machine Intelligence*, 2019.