

Hoplite: Efficient Collective Communication for Task-Based Distributed Systems

Siyuan Zhuang^{1,*} Zhuohan Li^{1,*} Danyang Zhuo^{1,2} Stephanie Wang¹
Eric Liang¹ Robert Nishihara¹ Philipp Moritz¹ Ion Stoica¹

¹University of California, Berkeley ²Duke University

ABSTRACT

Collective communication systems such as MPI offer high performance group communication primitives at the cost of application flexibility. Today, an increasing number of distributed applications (e.g. reinforcement learning) require flexibility in expressing dynamic and asynchronous communication patterns. To accommodate these applications, task-based distributed computing frameworks (e.g., Ray, Dask, Hydro) have become popular as they allow applications to dynamically specify communication by invoking tasks, or functions, at runtime. This design makes efficient collective communication challenging because (1) the group of communicating processes is chosen at runtime, and (2) processes may not all be ready at the same time.

We design and implement Hoplite, a communication layer for task-based distributed systems that achieves high performance collective communication without compromising application flexibility. The key idea of Hoplite is to use distributed protocols to compute a data transfer schedule on the fly. This enables the same optimizations used in traditional collective communication, but for applications that specify the communication incrementally. We show that Hoplite can achieve similar performance compared with a traditional collective communication library, MPICH. We port a popular distributed computing framework, Ray, on atop of Hoplite. We show that Hoplite can speed up asynchronous parameter server and distributed reinforcement learning workloads that are difficult to execute efficiently with traditional collective communication by up to 8.1x and 3.9x, respectively.

1 INTRODUCTION

Communication has become one of the most important performance bottlenecks in distributed applications in domains such as data analytics and machine learning. Thus, many libraries [13, 41] have adopted a *collective communication* programming model (i.e., MPI [27, 31]) to optimize network primitives that involve a group of processes (e.g., broadcast, allreduce). These libraries provide high performance at the

cost of application ease of use. In particular, the application must specify the locations of all communicating processes before runtime, and the application must explicitly specify when each process is ready to communicate.

Today, distributed applications increasingly require more flexibility. For example, in distributed reinforcement learning, each worker explores a sequence of actions chosen by the current policy (e.g., to play a game), uses the result to update the global policy, then starts the next round with the new policy. This involves two collective communications: a reduce of the workers' results and a broadcast of the new policy. However, the application cannot assume that all workers will be ready at the same time, since each worker explores a different action sequence. Thus, it must choose the set of workers *dynamically*, based on which finish first.

Many recent distributed computing frameworks [15, 25, 28, 39] implement a *dynamic task* programming model that allows applications to express such communication patterns, but that in general do not match the performance of traditional collective communication systems. In this model, an application can make a dynamic function invocation, called a *task*, which immediately returns a *future*, or a reference to the task's eventual output. The task runs asynchronously with the caller on a different process, and the future returned by the task can meanwhile be specified as an input of any subsequent task. Once the object is ready, the framework handles communication by transferring the object to processes executing downstream tasks. Dynamic task frameworks allow greater application flexibility [21, 22, 28, 35], but group communication efficiency remains a major challenge because the application specifies the communication dynamically and incrementally, through task submission.

In this paper, we address the problem of building a data communication layer that can deliver efficient collective communication without compromising application flexibility. In particular, we present Hoplite, a common communication layer for task-based distributed frameworks that matches the performance of traditional collective communication patterns, such as reduce and broadcast, with little to no application changes.

*Equal Contribution.

This is challenging because a task-based framework can not rely on the same application assumptions that are made with collective communication. First, the group of communicating processes is *dynamic*, i.e. processes may be added to the group at any time. This is because communication is specified through dynamic task dependencies, in contrast to static groups that are specified upfront. Second, the processes may communicate *asynchronously*, i.e. they may not all be ready for communication at the same time. This is because the application does not specify *when* communication should take place, in contrast to the collective communication model in which the application explicitly specifies when each process should begin. In the dynamic task model, it is the framework that decides when to communicate, i.e. sometime after the sender task has created its output and the receiver task has been scheduled.

To illustrate these challenges, we will focus on reduce and broadcast, two commonly used collective communication primitives that can also be used to implement many other patterns (e.g., allreduce is a reduce then broadcast). In a dynamic task model, a reduce can be specified by submitting an annotated reduce task that depends on a group of object futures. The communication layer must then compute an efficient data transfer schedule without knowing when the object values will be ready. One option is to wait for all inputs to become available before computing an optimal data transfer schedule at a central coordinator, similar to traditional collective communication, but this would add significant overhead if some inputs appear much later. Thus, inputs must be scheduled as they become available, but this too can be inefficient if the computed schedule is suboptimal or if the schedule itself takes too long to compute.

Another challenge is to compute the data transfer schedule when the participating processes are specified incrementally. For example, a broadcast would be burdensome to express explicitly in a dynamic task framework. This is because the application would have to ensure that all receivers are known before specifying the broadcast, as in traditional collective communication. Thus, the system must recognize that a broadcast is occurring based on the tasks submitted so far and reactively optimize the data transfer schedule.

Our key observation is that many traditional optimizations for collective communication primitives (e.g., tree-based broadcast) can be achieved with only partial coordination. We also note that with a simple interface for the communication layer, e.g., Put and Get, it is possible to recognize communication patterns such as a broadcast based on the requests that have been made so far.

We design and implement Hoplite, an efficient collective communication layer for task-based distributed systems. Hoplite combines two techniques to achieve efficiency: (1) an online scheme for scheduling transfers as objects become

available, and (2) pipelining of object transfers, across both processes and nodes. With these techniques, Hoplite can match the performance of traditional collective communication systems, while also efficiently supporting dynamic and asynchronous communication patterns. We port a popular task-based framework, Ray [25], on top of Hoplite and show first that we can match the performance of MPICH [27], a widely used collective communication library, on a synchronous parameter server application. Next, we show that for the synchronous parameter server, an asynchronous parameter server, and two reinforcement learning algorithms (IMPALA [12], and A3C [23]), Hoplite can improve job completion time by 8.0x, 8.1x, 1.9x, and 3.9x, respectively, compared to Ray, with only minimal modifications in the applications. Thus, we make the following contributions:

- A distributed coordination scheme for scheduling data transfer that provides efficient broadcast, reduce, and other primitives through chaining (e.g., allreduce).
- A pipelining scheme to achieve low-latency object transfer both between nodes and across processes within a node.
- We demonstrate that with Hoplite, task-based frameworks can match the performance of traditional collective communication schemes, while also supporting a greater variety of communication patterns.

2 BACKGROUND

We first describe how collective communication systems (e.g., MPICH [27]) optimize data transfer by offloading some responsibilities to the application. We then use distributed reinforcement learning (RL) as an application example for which this model is too restrictive. Finally, we show how to express such applications with dynamic tasks (e.g., Ray [25]) and the subsequent challenges in efficient communication.

2.1 Collective Communication

In collective communication systems like MPI [31], applications express group communication through a set of primitives. For example, in a broadcast, all participating processes call `MPI_Bcast`. Then, the system chooses a data transfer algorithm, e.g., a tree broadcast, based on the process group and object size. At the end of the broadcast, all processes resume execution. Performance relies on two primary factors: (1) the optimality of the data transfer algorithm, and (2) how closely synchronized the involved processes are. Collective communication systems offload two major responsibilities onto the application to achieve performance.

First, the application must specify the set of processes involved before reaching the broadcast call, e.g., with a *communicator* [31]. A communicator is a static group of processes with a unique name that must be passed into `MPI_Bcast` by

```

void train_sync(Policy policy, int num_steps) {
  for (int i = 0; i < num_steps; i++) {
    // Compute a local gradient by simulating a number of
    // actions chosen by the policy.
    int64_t[] gradient = rollout(policy);
    int64_t[] summed_gradients;
    // Sum all gradients.
    MPI_Allreduce(gradient, summed_gradient,
                 MPI_SUM, MPI_COMM_WORLD);
    // Update the policy with all gradients.
    policy.apply_gradient(summed_gradient);
  }
}

```

(a) Collective communication (MPI).

```

@ray.remote
def apply_gradient(policy, gradient):
  return policy + gradient

def train(policy_id, num_workers, num_steps, batch_size):
  # Start some rollouts in parallel.
  grad_ids = [rollout.remote(policy_id)
              for _ in range(num_workers)]

  done = 0
  for _ in range(num_steps):
    # Wait for the first rollout to finish.
    ready_id = ray.wait(grad_ids)
    # Update the policy with 1 gradient.
    policy_id = apply_gradient.remote(policy_id, ready_id)
    # Once one batch of workers finish, broadcast updated
    # policy to finished workers and start new rollouts.
    done += 1; if done == batch_size:
      done = 0; for _ in range(batch_size):
        grad_ids.append(rollout.remote(policy_id))
  return policy_id

```

(b) Dynamic tasks (Ray).

Figure 1: Pseudocode for a typical RL algorithm (e.g., A3C [24]) to learn a policy. **(a)** Collective communication with MPI. Gradients from each worker are summed with `MPI_Allreduce`, which blocks all workers until complete. **(b)** Dynamic tasks with Ray. Each `train` loop waits for a *single* worker to finish, then asynchronously updates the current policy. Once a batch of policy updates have been applied, the new policy is broadcast to the finished workers.

each process in the group (Figure 1a). Because the communicator is static, the transport layer can then compute an optimal transfer schedule. With this interface, it is simple to specify communications that involve all processes, but nontrivial to express groups chosen at runtime, since each process involved must specify the correct communicator.

Second, the application must ensure that all processes are ready at approximately the same time, i.e. by explicitly specifying when to call `MPI_Bcast`. In a broadcast, a receiver cannot resume execution until it has received the data, from either the root sender or another receiver. Because the data transfer schedule is static, if one process is not ready, then all downstream receivers are left idle (evaluated in Figure 7). Similarly, in a reduce, the receiver cannot unblock until all

senders are ready. If all processes are ready around the same time, then the static schedule is very efficient. However, if some processes are slow, then it is up to the application to make sure that these processes do not delay progress, e.g., by executing other work in the meantime.

Collective communication has been hugely successful for applications that fit this model, in domains such as high-performance computing and distributed machine learning [13, 41]. For example, in synchronous data-parallel training, each worker iteratively computes a local gradient that is summed across workers with a global allreduce. The group of workers does not change, and each gradient takes approximately the same time to compute. However, these properties may not hold for other distributed data-intensive applications.

2.2 Example: Distributed RL

In a typical distributed RL algorithm, each worker holds an application-specific environment simulator and a copy of the current model (a *policy*). The worker executes a *rollout*, i.e. it explores actions chosen by the policy by simulating them in the environment. Once the worker finishes, the result (which may be a sequence of observations or a gradient, depending on the algorithm) is used to update the policy, and the worker starts a new rollout with the improved policy. For communication efficiency, worker results can also be reduced together before being applied to the policy.

It is difficult to express an efficient distributed RL algorithm with collective communication alone [25]. This is because the time that it takes for each worker to compute its result is both variable and unpredictable, since it depends on the sequence of actions that it explores and the application-specific environment. Thus, a straightforward implementation using collective communication (Figure 1a) will incur high overhead because the application cannot guarantee that all workers will finish at the same time (Figure 2a).

The dynamic task programming model [3, 15, 25, 28, 39] allows applications like distributed RL to express more complex communication patterns. For instance, Figure 1b shows how to implement an *asynchronous* RL algorithm that applies worker results to the policy one at a time, choosing them *dynamically* based on the order of availability. Once a batch of worker results have been applied, the resulting policy is sent to each finished worker to begin the next rollout. This reduces the idle time between rollouts on each worker while ensuring that workers use a recent copy of the model (Figure 2b).

However, if the gradients and model are large enough, then this too will incur high overhead, this time from inefficient communication. For example, worker 2 in Figure 2b can become a network bottleneck since it has to receive all gradients and also broadcast the new policy. Thus, dynamic task systems so far have not achieved the same performance as

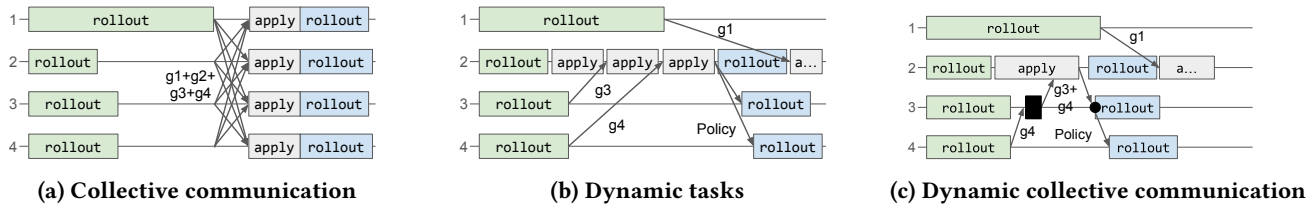


Figure 2: Physical execution of a distributed RL algorithm (see Figure 1 for code). Each row is one worker process, with a local copy of the policy. Boxes represent computations, and arrows represent data transfers, respectively. G_1-4 are the gradients produced by the workers. **(a)** Collective communication (MPI). Gradients are summed with an efficient allreduce implemented by the system, but all workers must complete before starting the next round. **(b)** Dynamic tasks (Ray). Gradients are applied as soon as they are computed. A batch of three gradients is applied to the current policy before broadcasting. The framework can no longer optimize the reduce and broadcast. **(c)** Dynamic tasks but with optimizations for collective communication, in Hoplite. To reduce the network bottleneck at worker 2, worker 3 partially reduces gradients g_3 and g_4 (black box), and worker 3 sends the policy to worker 4 (black dot) during the broadcast.

with traditional collective communication, since the application no longer explicitly specifies the group communication.

2.3 Challenges

The goal in Hoplite is to achieve both efficient *and* dynamically specified collective communication. Specifically, Hoplite optimizes group communication for dynamic task programs. For example, the RL application in Figure 1b could simply annotate the `apply_gradient` function to indicate that it is a reduce operation (e.g., `@ray.remote(reduce=True)`). Then, Hoplite can apply optimizations such as partially reducing gradients and reusing broadcast receivers as intermediate senders, as shown in Figure 2c.

The primary challenge in Hoplite is in efficiently *computing the data transfer algorithm* when the communication pattern is specified dynamically. For example, the application in Figure 1b uses two types of group communication, reduce and broadcast, and in both cases adds processes to the group one at a time. This allows the application flexibility, but the framework must now be able to dynamically compute a data transfer schedule without having full knowledge of the future communication pattern. Because the framework does not know whether all of the processes in the group have been added yet, nor does it know when they will be ready, it must compute a data transfer schedule that is relatively efficient in all cases. Specifically, it should work as well as traditional collective communication in cases where all involved processes are known and ready, but it should also be able to handle cases where this is not true.

The other challenge in Hoplite is in efficiently *executing the data transfer algorithm*. Because processes involved in a group communication may not be ready at the same time, Hoplite implements a *distributed object store* that can buffer created objects until the downstream processes have received them. The object store consists of a set of *nodes*, each of which buffers a (possibly overlapping) set of application objects. Each node serves multiple worker processes,

which can read and write directly to objects in its local node via shared memory. As is standard [25, 28], the Hoplite store enforces object immutability and uses a distributed object directory service to map each object to its set of node locations. The main challenges in the object store are: (1) choosing a minimal interface that can support dynamically specified group communications such as broadcast and reduce, and (2) reducing the latency overhead of reading and writing objects that is incurred from additional memory copies, both across nodes and between a worker and its local store.

3 OVERVIEW

Hoplite is a communication layer that optimizes data transfer for collective communications specified in a dynamic task-based distributed framework. At a high level, Hoplite achieves efficiency using two techniques: (1) decentralized coordination of data transfer for reduce and broadcast, and (2) pipelining of object transfers both between processes and across nodes. In this section, we will walk through an example of how these techniques are used how a task framework integrates with Hoplite (Figure 3). Then, in §4, we will describe and motivate the Hoplite’s design in detail.

In step 1 of Figure 3, the tasks are submitted to and scheduled by the framework. The example code creates a `send` task that returns `x_id` (a future), which is then passed into a `recv` task. During execution, the application first submits the tasks to the framework scheduler (which can be either centralized or distributed). The scheduler then chooses a physical executor process to execute each task (step 1, Figure 3), e.g., based on resource availability. According to the application, `recv` cannot start executing until it has the value returned by `send`. Note that Hoplite does not require the scheduler to schedule tasks in a particular location or order, i.e. the `recv` task may be scheduled *before* `send`.

In step 2, the task executors call into Hoplite to store and retrieve objects. On node 1, the `send` executor returns an object with the unique ID `x_id`. This object must be stored

Core Interfaces:

Buffer buffer ← Get(ObjectID object_id)
 Put(ObjectID object_id, Buffer buffer)
 Delete(ObjectID object_id)
 Reduce(ObjectID target_object_id,
 {ObjectID source_object_id, ...}, ReduceOp op)

Description

Get an object buffer from an object id.
 Create an object with a given object id and an object buffer.
 Delete all copies of an object with a given object id.
 Called by the task framework once an object is no longer in use.
 Create a new object with a given object id from a set of objects
 using a reduce operation (e.g, sum, min, max).

Table 1: Hoplite API. The application generates an ObjectID with a unique string and can pass an ObjectID by sending the string.

```
def application():
  x_id = send.remote()
  rcv.remote(x_id)
```

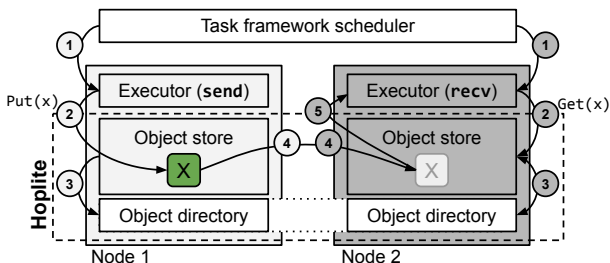


Figure 3: Example of a simple send and receive dynamic task program and a 2-node cluster (N1 and N2) used to execute it. The task framework consists of a pool of executors per physical node and a scheduler (which may be distributed). The Hoplite communication layer consists of one local object store per node and a global object directory service, which is distributed across physical nodes. The sequences of operations at the two nodes (N1 is light gray, N2 is dark gray) execute in parallel and can interleave with each other, up until the data transfer in step 4. (1) The framework schedules the send and rcv onto N1 and N2, respectively. (2) N1: The send task finishes, returns x . The executor calls $\text{Put}(x)$ on Hoplite, which copies x into the local object store. N2: The rcv task depends on x , so the executor calls $\text{Get}(x)$ on Hoplite. Since x is not available, this will block until Hoplite has made a copy of x available in N2’s local object store. (3) N1: The send node notifies the object directory that it has a copy of x . N2: The rcv node queries the object directory, which returns location N1. (4) N1 copies x to N2. (5) N2 copies the data into the rcv executor and returns from the $\text{Get}(x)$ call.

until the rcv executor has received it. Thus, the send executor calls $\text{Put}(x)$ on Hoplite, which copies the object from the executor into the local object store (step 2 on N1, Figure 3). This frees the executor to execute another task, but incurs an additional memory copy between processes to store objects. In §4.2, we discuss how Hoplite uses pipelining to hide the overhead of this copy when objects are large.

Meanwhile, on node 2, the rcv executor must retrieve the object returned by send. To do this, it calls $\text{Get}(x)$ on Hoplite, which blocks until the requested object has been copied into the executor’s local memory (step 2 on N2, Figure 3). In §4.3, we show how Hoplite can execute broadcasts efficiently and

dynamically without an explicit primitive, using only this simple interface of puts and gets.

Table 1 shows the rest of Hoplite’s API, including a Reduce operation (§4.3). Note that an explicit Reduce call is necessary so that the application can specify that the objects are indeed reducible (i.e., the operation is commutative and associative), but the task framework need not expose this call to the application. Also, a reduce of multiple objects can be specified by passing in a list of IDs into a single Reduce call, or by composing multiple Reduce calls together. Hoplite also provides a Delete operation that deletes all physical copies of an object from the distributed store. This should be called by the task framework or application once it determines that an object ID that was Put in the past is no longer in use, e.g., by the framework’s garbage collector.

In step 3, Hoplite uses the *object directory service* to discover object locations and coordinate data transfer, in order to fulfill the client’s Put and Get requests. In the example, the Hoplite object store on node 1 publishes the new location for the object x to the directory (step 3 on N1, Figure 3). Meanwhile, on node 2, the Hoplite object store queries the directory for a location for x (step 3 on N2, Figure 3). Once node 1 has published its location for x , the directory will reply to node 2’s query with the new location.

Hoplite’s object directory service is implemented as a sharded hash table that is distributed throughout the cluster (Figure 3). Each shard maps an ObjectID to the current set of node locations of the corresponding object. When there are multiple locations for an object, the directory service can choose a *single* location to return to the client. This is to facilitate the coordination of data transfer for collective communication such as a broadcast (§4.3). The object store also maintains information about objects that have only been partially created to facilitate object transfer pipelining (§4.2). For example, in Figure 3, the object store on node 1 publishes its location to the object directory as soon as $\text{Put}(x)$ is called, even if the object hasn’t been fully copied into the store yet. This allows node 1 to begin sending the object to node 2 while it is still being copied from the send executor.

Finally, in step 4, the Hoplite object store nodes execute the data transfer schedule specified by the object directory’s reply to node 2. Node 1 is the only location for x , so node 2

requests and receives a copy from node 1 (step 4). Node 2 then copies the object from its local store to the recv executor (step 5 in Figure 3), which again can be pipelined with the copy over the network (§4.2). Note that the decision of which node to copy from is made *locally* by the object directory process that holds the locations for `x_id`. Thus, node 2 does not need to coordinate with any other node before requesting the data. In §4.3, we detail how the same procedure shown in Figure 3 can be used to implement an efficient and dynamic broadcast to multiple receivers, as well as the procedure for computing the data transfer schedule for a reduce operation.

4 DESIGN

This section describes Hoplite’s object directory service, pipelining mechanism to reduce end-to-end latency, and receiver-driven coordination scheme for efficient object transfer.

4.1 Object directory service

The object directory service maintains two fields for each object: (1) the size of the object, and (2) the location information. The location information is a list of node IP addresses and the current progress of the object on that node. We use a single bit to represent the object’s progress: either the node contains a partial or a complete object. We store both so that partial object copies can immediately act as senders, for both broadcast and reduce (§4.3).

Hoplite’s directory service supports both synchronous and asynchronous location queries. Synchronous location queries block until corresponding objects are created and locations are known. Asynchronous location queries return immediately, and the object directory service publishes any future locations of the object to the client.

A node writes object locations to the object directory service in two conditions: when a local client creates an object via Put and when an object is copied from a remote node. In each case, the node notifies the object directory service twice: once when an object is about to be created in the local store and once when the complete object is ready. We differentiate between partial and complete objects so that object store nodes with complete copies can be favored during a broadcast or reduce (§4.3).

Optimization for small objects. Querying object location can introduce an excessive latency penalty for fetching small objects. Therefore, we implement a fast path in the the object directory service. For small objects (<64KB), we simply cache them in the object directory service, and when a node queries for their location, the object directory service directly returns the object buffers. Similar to object in the per-node stores, cached objects must be freed by the application via the Delete call when no longer in use.

4.2 Pipelining

Hoplite uses pipelining to achieve low-latency transfer between processes and across nodes for large objects. This is implemented by enabling a receiver node to fetch an object that is incomplete in a source node. An object can be incomplete if the operation that created the object, either a Put from the client or a copy between object store nodes, is still in progress. To enable fetching incomplete objects, as shown in the previous section (§4.1), the object directory service also maintains locations of incomplete copies. Then, when an object store receives a Get operation, it can choose to request the object from a store with an incomplete copy.

By pipelining data transfers across nodes using the object directory service as an intermediary, it becomes simple to also pipeline higher-level collective communication primitives, such as a reduce followed by a broadcast (Figure 2c). Within the reduce, a node can compute a reduce of a subset of the input objects and simultaneously send the intermediate result to a downstream node. The downstream node can then compute the final reduce result by computing on the intermediate result as it is received and simultaneously send the final result to any broadcast receivers that have been scheduled. A broadcast receiver can then also simultaneously send the final result to any other broadcast receivers.

Pipelining between the task executor and local store on the same node is also important to hide Put and Get latency for large objects (steps 2 and 5 in Figure 3). The reason is that using the distributed object store requires two additional data copies other than the minimum needed to transfer data over the network. The sender task executor must copy to its local store, and then the receiving local store must also copy to its local executor.

We solve this issue through pipelining in the local object store. The observation is that the additional memory copy latency can be masked by the network transfer if the memory copy is asynchronous. When a sender task calls Put, Hoplite immediately notifies the object directory service that the object is ready to transfer. A receiver can then fetch the object before the entire object is copied into the sender node’s local store. The receiver side’s pipelining mechanism is similar. When the receiver task calls Get, the receiver task starts to copy the object from the local store before the local store has a complete object.

By combining cross-node and single-node pipelining, Hoplite enables end-to-end object streaming between the sender and receiver tasks, even when there are multiple rounds of collective communication in between.

Optimization for immutable get. Although Hoplite objects are immutable, the receiver task still copies the object data from its local store during a Get, in case it modifies the buffer later on. However, if it only needs read access to the

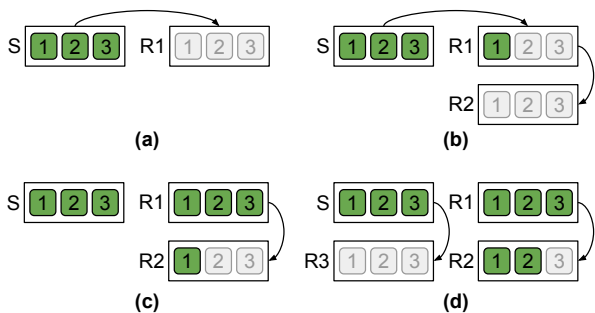


Figure 4: An example of broadcasting an object from a sender node (S) in Hoplite, when the receivers (R1-R3) arrive at different times. The object is shown as 3 chunks to demonstrate how objects can be streamed through intermediate nodes during a broadcast. Each node is limited to sending to one other node at a time. Also, new receivers can request a copy from another receiver that contains a partial object, but favor nodes that contain a complete copy.

object, then Hoplite can directly return a pointer inside the local store. Read-only access can be enforced through the front-end programming language, e.g., with `const` in C++.

4.3 Receiver-driven coordination

Hoplite’s receiver-driven coordination scheme optimizes data transfer using distributed protocols. In Hoplite, data transfer happens in two scenarios: either a task calls `Get` to retrieve an object with a given `ObjectID`, or a task calls `Reduce` to create a new object by reducing a set of other objects with a reduce operation (e.g., `sum`, `min`, `max`).

For `Get`, if only a single receiver task tries to get the object, the process is similar to that in existing task-based distributed systems [25, 28]. The receiver node queries the location of the object, requests a copy from the object’s location, the data is transferred between the local stores, and the receiver task fetches the object in the local store (Figure 3).

Broadcast. When multiple receiver tasks try to `Get` the same object, the performance can be restricted by the sender node’s upstream bandwidth. In traditional collective communication, a system like MPI can generate a binomial tree where the root is the sender node. This mitigates the upstream bottleneck.

The goal of Hoplite’s receiver-driven coordination scheme is to achieve a similar effect but using decentralized protocols. Inspired by application-level multicast [4, 5] in peer-to-peer systems that uses high-capacity nodes to serve as intermediate nodes in the broadcast tree, we use nodes whose tasks are scheduled earlier than the rest as intermediate nodes to construct a broadcast tree.

When a receiver task wants to fetch a remote object, it queries the object directory service for the object’s location. The object directory service first tries to return *one* location with a complete copy. If none exist, then the object directory

service returns one of the locations holding a partial copy. This is so that partial objects can also act as intermediate senders, but locations with complete copies are favored.

In the location query, the receiver task specifies whether to remove the location returned from the directory. Once the data transfer is complete, the receiver task adds the sender’s location back to the object directory service. This makes sure that, for each object, a node can only send to one receiver at a time, thus mitigating bottlenecks at any single node.

Figure 4 shows an example of a multicast scenario in Hoplite. In Figure 4a, the first receiver (R1) starts to fetch the object from the sender (S). In Figure 4b, S is still sending to R1, so it does not appear in the object directory when the second receiver R2 arrives. Thus, R2 fetches the object from R1, the partial copy. In Figure 4c, R1 has finished receiving, but is still sending to R2. Then, the object directory contains S and R2 as a complete and partial location, respectively. In Figure 4d, R3 queries the object directory, which chooses S over R2 as the sender because S has a complete object.

Reduce. The challenge to implement reduce is to accommodate dynamic object creation. To do so, Hoplite dynamically chains objects that contain intermediate reduce results together to compute the final object.

During the Reduce, the node that calls the operation acts as both the final receiver and the coordinator. It first queries the locations of all the input objects in the object directory service. As objects are created, the object directory service pushes notifications to the receiver node. The receiver node then chains the objects together.

For example, let’s say Node D want to reduce objects a, b, c, d on nodes A, B, C, D with reduction operation `plus`. Object arrival sequence is a, d, c, b . When a and d are ready, the receiver node does not immediately reduce these together, since this would result in an additional transfer to node D, the final destination node. Instead, once c is ready, the receiver node sends a message to node A notifying it to send the object a to Node C to create an intermediate object $a + c$. Similarly, when b is ready, the receiver nodes notifies node C to send $a + c$ to Node B to create $a + b + c$. Finally, Node B sends the intermediate object $a + b + c$ to Node D, and Node D can computes $a + b + c + d$. Similar to a standard `Get`, Reduce is a streaming process, meaning that a node can start sending with partial objects.

Chaining objects together for Reduce is efficient for a small number of nodes. However, a large number of nodes may incur an excessive delay from chaining a long list of objects. To mitigate this behavior, Hoplite uses a two-dimensional chain. The receiver node randomly partitions the n input objects into \sqrt{n} subsets. It picks one node from each partition to recursively coordinate a one-dimensional reduce chain. The receiver node then chains the results from these \sqrt{n} nodes,

according to the order that they appear in the directory. This approach reduces the length of the chain from n to $2\sqrt{n}$.

To determine whether to choose one- or two-dimensional chain, we test a simple condition of $nBL > S$, where n denotes the number of objects, B is the node-to-node network bandwidth, L is the node-to-node latency, and S is the size of the objects. If $nBL > S$ (Appendix A), we use a two-dimensional chain, otherwise one-dimensional. We show the detailed derivation of the condition in the Appendix. The rationale is that when the object size is very large, then the node-to-node latency can be ignored, and a one-dimensional chain means that every node only has to send and receive one object’s worth of data. When the object size is small, then the node-to-node latency dominates, so we want to reduce the length of the chain.

Each chain of \sqrt{n} objects can recursively break down into smaller chains until $mBL \leq S$, where m is the length of the chain. Overall, a reduce breaks down $O(\log \log n)$ times.

An application can also specify the inputs of a Reduce incrementally, i.e. by passing the ObjectID result of one Reduce operation as an input of a subsequent Reduce operation. According to the algorithm described above, the data transfer for composed Reduce operations will naturally chain together. In particular, as soon as the first Reduce output is partially ready, it will be added to the object directory service, where it will be discovered by the downstream Reduce coordinator. The first output can then be streamed into the downstream Reduce. In theory, Hoplite could also coalesce composed Reduce operations into a single Reduce, but the application would have to guarantee that the intermediate results of the Reduce composition are no longer needed, e.g., by calling Delete.

5 IMPLEMENTATION

The core of Hoplite is implemented using 3110 lines of C++. We provide a C++ and a Python front-end. The Python front-end is implemented using 538 lines of Python and 124 lines of Cython. We build the Python front end because it is easier to integrate with Ray [25] and other data processing libraries (e.g., Numpy [30], TensorFlow [1], Pytorch [33]). The interface between the Python front-end and the C++ backend is the same as Hoplite’s API (Table 1).

We implement the object directory service using a set of gRPC [14] server processes distributed across nodes. Each directory server can push location notifications directly to an object store node.

Each object store node in Hoplite is a gRPC server with locally buffered objects. Upon a transfer request from a remote node (e.g., during Get), the node sets up a direct TCP connection to the remote node and pushes the object buffer through the TCP connection. Upon a push from an upstream node in a Reduce chain, the node creates a buffer to hold the

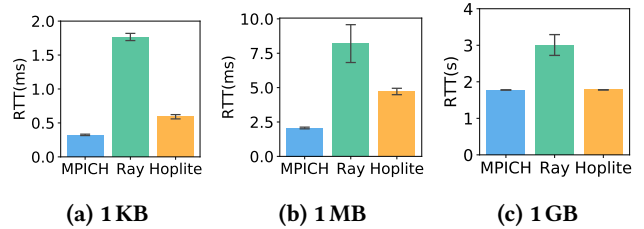


Figure 5: Round trip latency for point-to-point data communication on MPI, Ray, and Hoplite. Error bars show the standard deviations.

intermediate object in its local store. It computes the intermediate object by reducing the input object in its local store with the pushed object. Meanwhile, the node sends parts of the intermediate object to the next node in the chain.

6 EVALUATION

We first microbenchmark Hoplite on a set of popular traditional network primitives (e.g., broadcast, reduce, allreduce). We then evaluate Hoplite using applications on Ray [25], including synchronous parameter server, asynchronous parameter server, and reinforcement learning. All experiments are done on Amazon Elastic Compute Cloud (EC2). We use a cluster of 16 m5.xlarge nodes (16 vCPUs, 64GB memory, 10 Gbps network bandwidth).

We port a popular distributed task-based framework, Ray, to use Hoplite. To avoid modifying the Ray core, we instead modify applications to read and write directly to Hoplite. This requires <100 lines of code for each application, most of which is for object serialization. In the future, a full Ray-Hoplite integration would require no change to the application, except annotations for reduce operations.

6.1 Microbenchmarks

We compare Hoplite with MPICH [27] (version 3.3) and Ray [25] (version 0.8) on Linux (version 4.15). We set our estimated point-to-point latency to be $125 \mu\text{s}$, conservatively (§4.3). Our condition for using two-dimensional reduce, $nBL > S$, is thus $\frac{n}{S} < 8 \times 10^{-7}$. For example, if we are reducing a set of 1 MB (8×10^6 bits) objects, we use two-dimensional reduce when reducing more than 6 objects.

We first benchmark direct point-to-point transfer. We then benchmark a set of standard collective communication primitives (e.g., broadcast, reduce, allreduce). We run every test 10 times, and we show the average values and the standard deviations. On our testbed, writing object locations to the object directory service takes $167 \mu\text{s}$ (standard deviation = $12 \mu\text{s}$), and getting object location from the object directory service takes $177 \mu\text{s}$ (standard deviation = $14 \mu\text{s}$).

Hoplite’s point-to-point communication is efficient. We test round-trip time for different object sizes on MPICH, Ray, and Hoplite. Figure 5 shows the result. For 1 KB object,

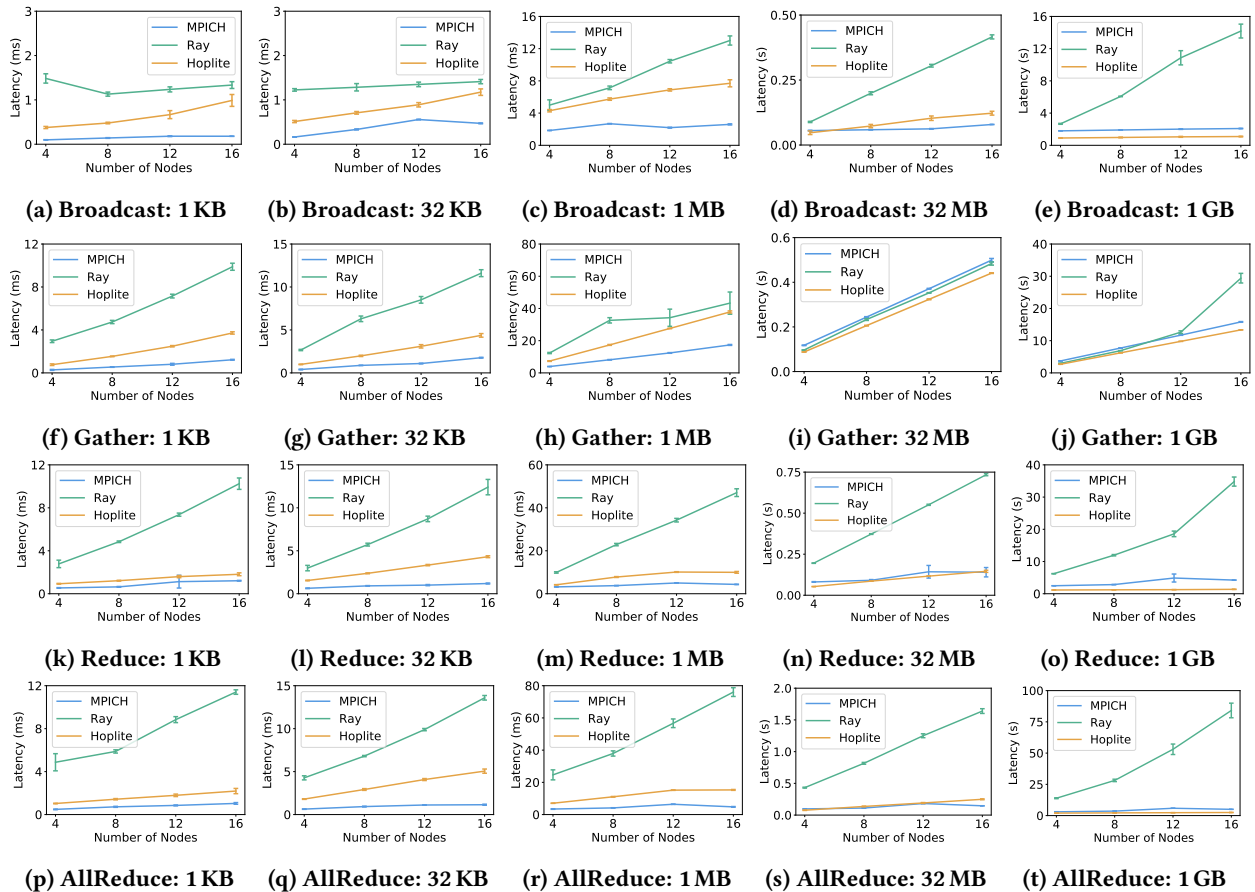


Figure 6: Latency comparison of MPICH, Ray, and Hoplite on standard collective communication primitives (e.g., broadcast, gather, reduce, allreduce). Error bars show the standard deviations.

MPICH is 1.8x faster than Hoplite, and Hoplite is 3.0x faster than Ray. For 1 MB objects, MPICH is 2.3x faster than Hoplite is 1.3x, and Hoplite is 1.7x faster than Ray. For 1 GB objects, Hoplite is 0.2% slower than MPICH and is 1.7x faster than Ray. MPICH is the fastest because MPI has the knowledge of the locations of the processes to communicate. Both Ray and Hoplite needs to locate the object through an object directory service. Hoplite outperforms Ray because (1) Hoplite stores object contents in object directory service for objects smaller than 64 KB (§4.1) and (2) Hoplite uses pipelining (§4.2) to reduce end-to-end latency. Ray does not support pipelining, so it suffers from the extra memory copy latency in the object store. Our pipelining block size is 4 KB, and thus larger object (1 GB) has better pipelining benefit compared with MPICH.

Next, we measure collective communication on MPICH, Ray, and Hoplite, with arrays of 32-bit floats and addition as the reduce operation (if applicable). We measure the time between when the input objects are ready and when the last process finishes. For both Hoplite and Ray, we assume that

the application uses a read-only Get to avoid the memory copy from the object store to the receiver task (§4.2).

Figure 6 shows the results.² In general, for small objects (≤ 1 MB), MPICH outperforms both Ray and Hoplite because MPICH does not need to locate objects: the application must specify the all locations through an MPI communicator. For large objects (e.g. 1 GB), Hoplite outperforms both Ray and MPICH. Hoplite outperforms MPICH because Hoplite uses pipelining (§4.2) and outperforms Ray because of both pipelining and efficient data transfer algorithms (§4.2, §4.3).

Broadcast. We let one node first Put an object, and after the Put succeeds, other nodes Get the object simultaneously. The latency of broadcast is calculated from the time all nodes call Get to the time when the last receiver finishes. When object size is smaller than 1 MB, Hoplite has higher latency compared with MPICH because Hoplite has to locate objects. When the object size is 32 MB, Hoplite is 1.2x faster than

²MPICH’s latency does not increase monotonically because MPICH chooses different algorithms on different conditions (e.g., number of nodes, whether the number of nodes is a power of two, object size).

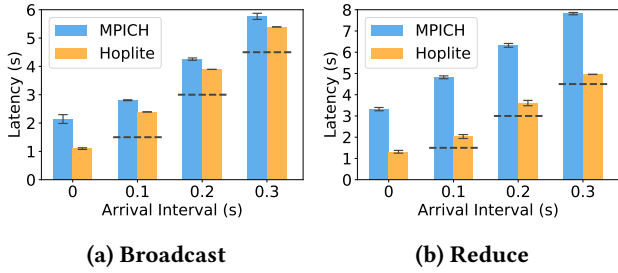


Figure 7: Latency of 1 GB object multicast/reduce on 16 nodes when tasks start sequentially with a fixed interval. Arrival interval equals to 0 means that all the tasks arrive at the same time. The dashed lines denote the time the last task arrives. Error bars show the standard deviations.

MPICH in 4-node broadcast, and MPICH is 1.6x faster in 16-node broadcast. In 1 GB object broadcast, Hoplite outperforms MPICH by 1.9x. This is because Hoplite uses pipelining, but the intermediate nodes in a MPICH’s broadcast tree start to forward objects only after the entire object buffer is ready.

Gather. We let every node first Put an object, and after every node’s Put succeeds, one of the nodes Get all the object via their ObjectIDs. The latency of gather is the Get duration. When object size is smaller than 1 MB, MPICH significantly outperforms both Ray and Hoplite because MPICH does not need to locate objects. Hoplite has less latency compared with Ray because Hoplite optimizes small objects by storing object content in the object directory service (§4.1). When object size is larger than 32 MB, MPICH and Hoplite have similar performance.

Reduce. We let every node first Put an object, and after every node’s Put succeeds, one of the nodes Reduce all the object via their ObjectIDs to create a new ObjectID for the result. The node then calls Get to get the resulting object buffer. The latency of reduce is calculated from the time the node calls Reduce to the time the node has a copy of the reduce result. MPICH outperforms Hoplite when object size is smaller than 1 MB. Hoplite achieves similar or better performance when object size is larger than 32 MB.

AllReduce. We simply concatenate reduce and broadcast to implement allreduce. This is similar to tree-allreduce. The latency of allreduce is calculate from the time a node starts to Reduce all the objects to the last node Get the reduce result. We observe similar performance trends as in reduce. MPICH outperforms Hoplite when object size is smaller than 1 MB. Hoplite achieves similar or better performance when object size is bigger than 32 MB.

Asynchrony. Hoplite performance is robust even when processes are not synchronized. We measure broadcast and reduce latency when the input tasks arrive sequentially with a fixed arrival interval (Figure 7). For reduce (Figure 7b), MPICH has to wait until all processes are ready, while Hoplite

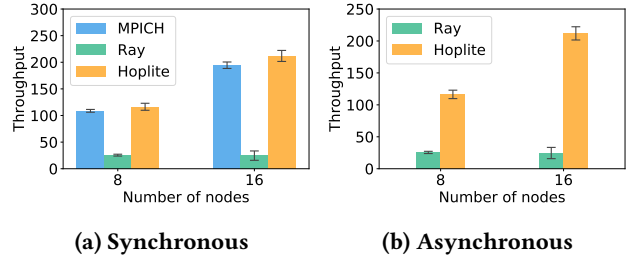


Figure 8: Training throughput (number of training steps per second) on a parameter server. Error bars show the standard deviations.

can make significant progress before the last object is ready. For broadcast (Figure 7a), MPICH makes some progress before the last receiver arrives (§8). However, the algorithm is static (i.e. based on process *rank* [31]), while Hoplite achieves a lower latency with a dynamic algorithm that does not depend on the particular arrival order.

6.2 Synchronous Parameter Server

The parameter server framework is widely used for real-world distributed machine learning problems [19, 20]. In this framework, a centralized parameter server maintain the globally shared parameters and a set of clients periodically fetch the parameters from the server, evaluate the parameters on its own portion of data (e.g. performing forward and backward propagation of a neural network model), and send the updates (e.g. gradients) back to the server.

We first evaluate the synchronous version of the parameter server. In this scenario, at each step, the parameter server broadcasts the parameters to all the workers, and then collects and reduces the gradients from all the workers to create a new set of parameters. This traffic pattern is static and synchronous, and thus can be implemented with traditional collective communication libraries, such as MPI. We use the synchronous parameter server example in Ray [32], and we port it to MPICH using *MPI4Py* [26]. We test two cluster configurations: 8 nodes (1 server node + 7 client nodes) and 16 nodes (1 server node + 15 client nodes). We use a neural network with parameter size of 200MB as our testing model.

Hoplite improves the training throughput of the synchronous parameter server. Figure 8a shows the result. Hoplite speedups the synchronous parameter server by 5.0x and 8.0x, on 8 nodes and 16 nodes, respectively. MPICH can achieve similar effect, but Hoplite is still slightly faster (by 1.1x). This is because combining Hoplite’s reduce and broadcast is faster than MPICH’s allreduce.

6.3 Asynchronous Parameter Server

As the scale of clusters become larger and larger today, practical implementations of parameter server are often asynchronous [10, 19, 20]. For asynchronous parameter server,

all workers fetch parameters and send updates to the parameter server independently. The parameter server needs to broadcast parameters to and reduce from an uncertain set of workers. This traffic pattern is asynchronous and dynamic, and thus is difficult for MPI to express.

Here we evaluate Hoplite with Ray’s example implementation of an asynchronous parameter server [32]. The cluster configurations are the same as the synchronous version. However, the parameter server collect and reduce the updates from the first half of worker nodes that finish the update and broadcast the new weights back to these nodes.

We show the results in Figure 8b. Hoplite improves the training throughput of the asynchronous parameter server. Comparing to Ray, it speedups the asynchronous parameter server by 4.6x and 8.1x, on 8 nodes and 16 nodes, respectively.

6.4 Reinforcement Learning

Reinforcement learning (RL) algorithms involve the deep nesting of irregular distributed computation patterns. RL algorithms not only train distributed machine learning models, but also interact with dynamic environments in a distributed manner. Therefore, task-based distributed systems are a perfect fit for these algorithms. We evaluate Hoplite with RLlib [21], a popular and comprehensive reinforcement learning library built on top of Ray.

In general, distributed reinforcement learning algorithms can be divided into two classes: (1) *samples optimization* (e.g., IMPALA [12], Asynchronous PPO [40]) and (2) *gradients optimization* (e.g., A3C [23]). In samples optimizations, a centralized trainer is responsible for training a machine learning model (e.g., a neural network maps game observations to game actions) and a set of workers are responsible for generate simulation traces (e.g., game traces). The trainer periodically receives traces from the workers that have finished trace generation, update the model with the traces, and then broadcast the new model to these workers. In gradients optimization, the workers also compute the gradient information in addition to simulating traces and the trainer updates the model with aggregated gradients instead of traces. The centralized trainer in gradients optimization is similar to an asynchronous parameter server. In both cases, the traffic pattern is dynamic and asynchronous: a trainer knows the set of workers to broadcast the model to only at run-time, and the trainer and the workers keep making progress without global synchronization.

We evaluate on two of the most popular reinforcement learning algorithms, IMPALA [12] and A3C [23], each represents a class of reinforcement learning algorithms. We test two cluster configurations: 8 nodes (1 trainer + 7 workers) and 16 nodes (1 trainer + 15 workers). The trainer broadcast a model to the first 4 (in an 8-node configuration) or

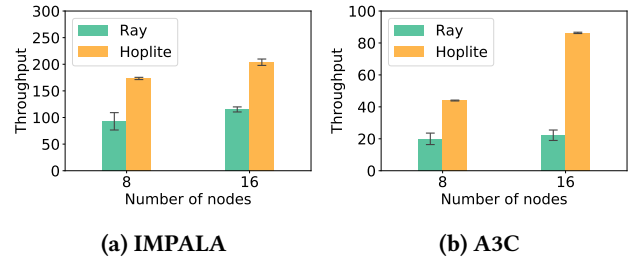


Figure 9: RLlib’s training throughput (number of training steps per second) on Ray and Hoplite. Error bars show the standard deviations.

8 (in a 16-node configuration) workers that have finished a round of simulation (in samples optimization) or gradient computation (in gradients optimization). We use a 64MB neural network model for both algorithms. Figure 9 shows the training throughput. Training throughput is calculated by the number of simulation traces (in samples optimization) or gradients (in gradients optimization) the reinforcement learning algorithm can process in a second.

Hoplite significantly improves the training throughput of both IMPALA and A3C. Hoplite improves the training throughput of IMPALA by 1.9x on an 8-node cluster and 1.8x on a 16-node cluster. The reason Hoplite outperforms Ray is because IMPALA has to broadcast a model of 64 MB frequently to the workers. We would expect more improvement when the number of nodes is higher, but we already achieve the maximum training throughput—IMPALA is bottlenecked by computation rather than communication using Hoplite with 16 nodes (15 workers). For A3C, Hoplite improves the training throughput by 2.2x on the 8-node configuration and 3.9x on the 16-node configuration. Unlike IMPALA, A3C achieves almost linear scaling with the number of workers. A3C on Ray cannot scale linearly from 8 nodes to 16 nodes because communication is the bottleneck.

7 DISCUSSION

Expressiveness of Hoplite’s API. Hoplite’s API enables expressing dynamic and asynchronous communication patterns, and we show that Hoplite can still achieve high performance compared to applications using traditional collective communication API (e.g., MPI_Bcast, MPI_AllReduce). However, Hoplite’s API or any other key-value API, is not compatible with optimizations that require fine-grained coordination between receivers, e.g., ring-allreduce. For allreduce, Hoplite requires applications to reduce then broadcast, so it is similar as tree-allreduce.

Garbage collection. Hoplite provides a Delete call (Table 1) that deletes all copies of an object from the store. This can be used to garbage-collect an object whose ID is no longer in scope in the application. However, it is still the task framework or application’s responsibility to determine

when Delete can and should be called, since only these layers have visibility into which object IDs a task executor has reference to. The guarantee that Hoplite provides is simple: when Put is called on an object ID, the object copy that is created will be pinned in its local store until the framework calls Delete on the same ID (for multiple Puts to the same ID, the application must ensure that all created objects are identical). This guarantees that there will always be at least one available location of the object to copy from, to fulfill future Get requests. Meanwhile, Hoplite is free to evict any additional copies that were generated on other nodes during execution, to make room for new objects. Eviction is very low overhead, since Hoplite uses a local LRU policy per node that considers all unpinned object copies in the local store.

Fault tolerance. There are three types of failures that can occur: the object directory service, a Hoplite client (e.g., a task executor), and a Hoplite object store node. The object directory service can easily be replicated for durability. If a task executor fails, then it is the framework’s responsibility to handle the failure whether or not Hoplite is used as the internal communication layer. If a Hoplite object store node fails, then it is also the framework’s responsibility to recover any objects that were stored in that node that are no longer available, which it can check using the Hoplite object directory. The framework can use any of the common data recovery approaches, including checkpointing [6, 17] and lineage reconstruction [28, 43, 44]. In the future, Hoplite could also be extended with fault tolerance functionality, e.g., checkpointing an object to persistent storage, but the framework would still be responsible for the policy, as it has greater visibility into the application than the communication layer.

Integration with GPU. Hoplite currently does not support pipelining into GPU memory. If training processes need to use GPU, the application has to copy data between GPU and CPU memory. In the future, we want to extend our pipelining mechanism into GPU memory.

8 RELATED WORK

Optimizing data transfer for cluster computing. Cluster computing frameworks, such as Spark [44] and MapReduce [11], have been popular for decades for data processing, and optimizing data transfer for them [7–9, 18, 36] has been studied extensively. AI applications are particularly relevant because they are data-intensive, and traditional collective communication techniques are widely-used (e.g., Blink [42], Horovod [41], Gloo [13]). Pipelining is also a well known technique to improve performance [29, 34]. The underlying assumption of these work is that the communication pattern is synchronous and static. Our work focuses on improving general-purpose task-based distributed systems, such as Ray [25], Dask [39], and Hydro [15]. Applications on these frameworks have dynamic and asynchronous traffic patterns.

To the best of our knowledge, Hoplite is the first work to provide efficient collective communication support for task-based distributed systems.

Using named objects or object futures for data communication. Using named objects or object futures for data communication is not new. In serverless computing, tasks (or functions) cannot communicate directly. As a result, tasks communicate through external data stores [37], such as Amazon S3 [2] or Redis [38]. There, the storage and compute servers are disaggregated, and computer servers do not directly communicate. We target a standard cluster computing scenario, where data is directly transmitted between compute servers. Object futures are a useful construct for expressing asynchronous computation. Dask, Ray, Hydro, and PyTorch [33] all use futures to represent results of remote tasks. Our work is complementary to them, showing that efficient collective communication can coexist with named objects or object futures. In the Internet domain, named data networking (NDN) [45] is a new architecture which uses names to reference data (or objects) over the Internet. We study the cluster computing environment, and we use TCP/IP as the underlying transport and routing technology.

Asynchronous MPI. MPI supports two flavors of asynchrony. First, similar to a non-blocking POSIX socket, MPI allows an application to issue asynchronous network primitives and exposes an `MPI_Wait` primitive to fetch the result. Second, depending on the MPI implementation, some collective communication primitives can make some progress with a subset of participants. For example, in `MPI_Bcast`, the sender generates a static broadcast tree. If the receivers arrive in order from the root of the tree to the leaves of the tree, the receivers can make significant progress before the last receiver arrives. If not, then a receiver must wait until all its upstream ancestors are ready before making any progress (evaluated in Figure 7). In Hoplite, the broadcast tree is generated dynamically at runtime, so the arrival order does not matter. In addition, asynchronous MPI primitives still require applications to specify all the participants before runtime. In Hoplite, the communication pattern can be expressed dynamically and incrementally, allowing Hoplite to work with existing task-based distributed systems.

Collective communication in other domains. Optimizing data transfer has been studied extensively in other domains. Application-level multicast [4, 5] for streaming video on wide-area networks. IP multicast [16] enables a sender to send simultaneously to multiple IP addresses at the same time. These work mostly focus entirely on multicast rather than general-purpose collective communication in distributed computing frameworks.

9 CONCLUSION

Task-based distributed computing frameworks (e.g., Ray, Dask, Hydro) have become popular as they allow distributed applications to dynamically specify communication by invoking tasks at runtime. This design makes efficient collective communication challenging because (1) the group of communicating processes is chosen at runtime, and (2) processes may not all be ready at the same time. We design and implement Hoplite, a communication layer for task-based distributed systems that achieves efficient collective communication. Hoplite uses distributed protocols to compute a data transfer schedule on the fly. Hoplite can achieve similar performance compared with a traditional collective communication library, MPICH. We port a popular distributed computing framework, Ray, on top of Hoplite. Hoplite speeds up asynchronous parameter server, and reinforcement learning workloads by up to 8.1x, and 3.9x. All the source code of Hoplite will be publicly available.

REFERENCES

- [1] Martín Abadi, Paul Barham, Jianmin Chen, Zhifeng Chen, Andy Davis, Jeffrey Dean, Matthieu Devin, Sanjay Ghemawat, Geoffrey Irving, Michael Isard, and et al. 2016. TensorFlow: A System for Large-Scale Machine Learning. In *Proceedings of the 12th USENIX Conference on Operating Systems Design and Implementation (OSDI'16)*. USENIX Association, USA, 265–283.
- [2] AmazonS3 2020. Amazon S3. Object storage built to store and retrieve any amount of data from anywhere. <https://aws.amazon.com/s3/>. (2020).
- [3] Robert D Blumofe, Christopher F Joerg, Bradley C Kuszmaul, Charles E Leiserson, Keith H Randall, and Yuli Zhou. 1996. Cilk: An efficient multithreaded runtime system. *Journal of parallel and distributed computing* 37, 1 (1996), 55–69.
- [4] M. Castro, P. Druschel, A. Kermarrec, and A. I. T. Rowstron. 2002. Scribe: a large-scale and decentralized application-level multicast infrastructure. *IEEE Journal on Selected Areas in Communications* 20, 8 (Oct 2002), 1489–1499. <https://doi.org/10.1109/JSAC.2002.803069>
- [5] Miguel Castro, Peter Druschel, Anne-Marie Kermarrec, Animesh Nandi, Antony Rowstron, and Atul Singh. 2003. SplitStream: High-Bandwidth Multicast in Cooperative Environments. *SIGOPS Oper. Syst. Rev.* 37, 5 (Oct. 2003), 298–313. <https://doi.org/10.1145/1165389.945474>
- [6] K. Mani Chandy and Leslie Lamport. 1985. Distributed Snapshots: Determining Global States of Distributed Systems. *ACM Trans. Comput. Syst.* 3, 1 (Feb. 1985), 63–75. <https://doi.org/10.1145/214451.214456>
- [7] Mosharaf Chowdhury and Ion Stoica. 2015. Efficient Coflow Scheduling Without Prior Knowledge. In *Proceedings of the 2015 ACM Conference on Special Interest Group on Data Communication (SIGCOMM '15)*. Association for Computing Machinery, New York, NY, USA, 393–406. <https://doi.org/10.1145/2785956.2787480>
- [8] Mosharaf Chowdhury, Matei Zaharia, Justin Ma, Michael I. Jordan, and Ion Stoica. 2011. Managing Data Transfers in Computer Clusters with Orchestra. *SIGCOMM Comput. Commun. Rev.* 41, 4 (Aug. 2011), 98–109. <https://doi.org/10.1145/2043164.2018448>
- [9] Mosharaf Chowdhury, Yuan Zhong, and Ion Stoica. 2014. Efficient Coflow Scheduling with Varys. In *Proceedings of the 2014 ACM Conference on SIGCOMM (SIGCOMM '14)*. Association for Computing Machinery, New York, NY, USA, 443–454. <https://doi.org/10.1145/2619239.2626315>
- [10] Jeffrey Dean, Greg Corrado, Rajat Monga, Kai Chen, Matthieu Devin, Mark Mao, Marc' aurelio Ranzato, Andrew Senior, Paul Tucker, Ke Yang, et al. 2012. Large scale distributed deep networks. In *Advances in neural information processing systems*. 1223–1231.
- [11] Jeffrey Dean and Sanjay Ghemawat. 2008. MapReduce: Simplified Data Processing on Large Clusters. *Commun. ACM* 51, 1, 107–113. <https://doi.org/10.1145/1327452.1327492>
- [12] Lasse Espeholt, Hubert Soyer, Remi Munos, Karen Simonyan, Volodymyr Mnih, Tom Ward, Yotam Doron, Vlad Firoiu, Tim Harley, Iain Dunning, Shane Legg, and Koray Kavukcuoglu. 2018. IMPALA: Scalable Distributed Deep-RL with Importance Weighted Actor-Learner Architectures. (2018). arXiv:cs.LG/1802.01561
- [13] Gloo 2020. Collective communications library with various primitives for multi-machine training. <https://github.com/facebookincubator/gloo>. (2020).
- [14] gRPC 2020. gRPC. <https://grpc.io/>. (2020).
- [15] Hydro 2020. Hydro. <https://github.com/hydro-project>. (2020).
- [16] IPMulticast 2020. IP Multicast Technology Overview. https://www.cisco.com/c/en/us/td/docs/ios/solutions_docs/ip_multicast/White_papers/mcst_ovr.html. (2020).
- [17] R. Koo and S. Toueg. 1987. Checkpointing and Rollback-Recovery for Distributed Systems. *IEEE Transactions on Software Engineering* 1 (Jan 1987), 23–31.
- [18] Jeongkeun Lee, Yoshio Turner, Myungjin Lee, Lucian Popa, Sujata Banerjee, Joon-Myung Kang, and Puneet Sharma. 2014. Application-Driven Bandwidth Guarantees in Datacenters. *SIGCOMM Comput. Commun. Rev.* 44, 4 (Aug. 2014), 467–478. <https://doi.org/10.1145/2740070.2626326>
- [19] Mu Li, David G Andersen, Jun Woo Park, Alexander J Smola, Amr Ahmed, Vanja Josifovski, James Long, Eugene J Shekita, and Bor-Yiing Su. 2014. Scaling distributed machine learning with the parameter server. In *11th USENIX Symposium on Operating Systems Design and Implementation (OSDI 14)*. 583–598.
- [20] Mu Li, Li Zhou, Zichao Yang, Aaron Li, Fei Xia, David G Andersen, and Alexander Smola. [n. d.]. Parameter server for distributed machine learning.
- [21] Eric Liang, Richard Liaw, Robert Nishihara, Philipp Moritz, Roy Fox, Joseph Gonzalez, Ken Goldberg, and Ion Stoica. 2017. Ray RLLib: A Composable and Scalable Reinforcement Learning Library. *CoRR* abs/1712.09381 (2017). arXiv:1712.09381 <http://arxiv.org/abs/1712.09381>
- [22] Richard Liaw, Eric Liang, Robert Nishihara, Philipp Moritz, Joseph E. Gonzalez, and Ion Stoica. 2018. Tune: A Research Platform for Distributed Model Selection and Training. (2018). arXiv:cs.LG/1807.05118
- [23] Volodymyr Mnih, Adria Puigdomènech Badia, Mehdi Mirza, Alex Graves, Tim Harley, Timothy P. Lillicrap, David Silver, and Koray Kavukcuoglu. 2016. Asynchronous Methods for Deep Reinforcement Learning. In *Proceedings of the 33rd International Conference on International Conference on Machine Learning - Volume 48 (ICML'16)*. JMLR.org, 1928–1937.
- [24] Volodymyr Mnih, Adria Puigdomènech Badia, Mehdi Mirza, Alex Graves, Timothy Lillicrap, Tim Harley, David Silver, and Koray Kavukcuoglu. 2016. Asynchronous methods for deep reinforcement learning. In *International conference on machine learning*. 1928–1937.
- [25] Philipp Moritz, Robert Nishihara, Stephanie Wang, Alexey Tumanov, Richard Liaw, Eric Liang, Melih Elibol, Zongheng Yang, William Paul, Michael I. Jordan, and et al. 2018. Ray: A Distributed Framework for Emerging AI Applications. In *Proceedings of the 12th USENIX Conference on Operating Systems Design and Implementation (OSDI'18)*. USENIX Association, USA, 561–577.

- [26] MPI4Py 2020. MPI for Python. <https://mpi4py.readthedocs.io/en/stable/>. (2020).
- [27] MPICH 2020. MPICH. <https://www.mpich.org/>. (2020).
- [28] Derek G Murray, Malte Schwarzkopf, Christopher Smowton, Steven Smith, Anil Madhavapeddy, and Steven Hand. 2011. CIEL: a universal execution engine for distributed data-flow computing.
- [29] Deepak Narayanan, Aaron Harlap, Amar Phanishayee, Vivek Seshadri, Nikhil R. Devanur, Gregory R. Ganger, Phillip B. Gibbons, and Matei Zaharia. 2019. PipeDream: Generalized Pipeline Parallelism for DNN Training. In *Proceedings of the 27th ACM Symposium on Operating Systems Principles (SOSP '19)*. Association for Computing Machinery, New York, NY, USA, 1–15. <https://doi.org/10.1145/3341301.3359646>
- [30] NumPy 2020. NumPy. <https://numpy.org/>. (2020).
- [31] OpenMPI 2020. Open MPI: Open Source High Performance Computing. <https://www.open-mpi.org/>. (2020).
- [32] ParameterServer 2020. Parameter Server. https://ray.readthedocs.io/en/latest/auto_examples/plot_parameter_server.html. (2020).
- [33] Adam Paszke, Sam Gross, Francisco Massa, Adam Lerer, James Bradbury, Gregory Chanan, Trevor Killeen, Zeming Lin, Natalia Gimelshein, Luca Antiga, Alban Desmaison, Andreas Köpf, Edward Yang, Zach DeVito, Martin Raison, Alykhan Tejani, Sasank Chilamkurthy, Benoit Steiner, Lu Fang, Junjie Bai, and Soumith Chintala. 2019. PyTorch: An Imperative Style, High-Performance Deep Learning Library. (2019). [arXiv:cs.LG/1912.01703](https://arxiv.org/abs/1912.01703)
- [34] Yanghua Peng, Yibo Zhu, Yangrui Chen, Yixin Bao, Bairen Yi, Chang Lan, Chuan Wu, and Chuanxiong Guo. 2019. A Generic Communication Scheduler for Distributed DNN Training Acceleration. In *Proceedings of the 27th ACM Symposium on Operating Systems Principles (SOSP '19)*. Association for Computing Machinery, New York, NY, USA, 16–29. <https://doi.org/10.1145/3341301.3359642>
- [35] Devin Petersohn, William Ma, Doris Lee, Stephen Macke, Doris Xin, Xiangxi Mo, Joseph E. Gonzalez, Joseph M. Hellerstein, Anthony D. Joseph, and Aditya Parameswaran. 2020. Towards Scalable Dataframe Systems. (2020). [arXiv:cs.DB/2001.00888](https://arxiv.org/abs/2001.00888)
- [36] Qifan Pu, Ganesh Ananthanarayanan, Peter Bodik, Srikanth Kandula, Aditya Akella, Paramvir Bahl, and Ion Stoica. 2015. Low Latency Geo-Distributed Data Analytics. In *Proceedings of the 2015 ACM Conference on Special Interest Group on Data Communication (SIGCOMM '15)*. Association for Computing Machinery, New York, NY, USA, 421–434. <https://doi.org/10.1145/2785956.2787505>
- [37] Qifan Pu, Shivaram Venkataraman, and Ion Stoica. 2019. Shuffling, Fast and Slow: Scalable Analytics on Serverless Infrastructure. In *16th USENIX Symposium on Networked Systems Design and Implementation (NSDI 19)*. USENIX Association, Boston, MA, 193–206. <https://www.usenix.org/conference/nsdi19/presentation/pu>
- [38] Redis 2020. Redis. <https://redis.io/>. (2020).
- [39] Matthew Rocklin. 2015. Dask: Parallel computation with blocked algorithms and task scheduling. In *Proceedings of the 14th python in science conference*. Citeseer.
- [40] John Schulman, Filip Wolski, Prafulla Dhariwal, Alec Radford, and Oleg Klimov. 2017. Proximal policy optimization algorithms. *arXiv preprint arXiv:1707.06347* (2017).
- [41] Alexander Sergeev and Mike Del Balso. 2018. Horovod: fast and easy distributed deep learning in TensorFlow. (2018). [arXiv:cs.LG/1802.05799](https://arxiv.org/abs/1802.05799)
- [42] Guanhua Wang, Shivaram Venkataraman, Amar Phanishayee, Jorgen Thelin, Nikhil Devanur, and Ion Stoica. 2019. Blink: Fast and Generic Collectives for Distributed ML. (2019). [arXiv:cs.DC/1910.04940](https://arxiv.org/abs/1910.04940)
- [43] Stephanie Wang, John Liagouris, Robert Nishihara, Philipp Moritz, Ujval Misra, Alexey Tumanov, and Ion Stoica. 2019. Lineage Stash: Fault Tolerance off the Critical Path. In *Proceedings of the 27th ACM Symposium on Operating Systems Principles (SOSP '19)*. Association

for Computing Machinery, New York, NY, USA, 338–352. <https://doi.org/10.1145/3341301.3359653>

- [44] Matei Zaharia, Reynold S. Xin, Patrick Wendell, Tathagata Das, Michael Armbrust, Ankur Dave, Xiangrui Meng, Josh Rosen, Shivaram Venkataraman, Michael J. Franklin, and et al. 2016. Apache Spark: A Unified Engine for Big Data Processing. *Commun. ACM* 59, 11 (Oct. 2016), 56–65. <https://doi.org/10.1145/2934664>
- [45] Lixia Zhang, Alexander Afanasyev, Jeffrey Burke, Van Jacobson, KC Claffy, Patrick Crowley, Christos Papadopoulos, Lan Wang, and Beichuan Zhang. 2014. Named data networking. *ACM SIGCOMM Computer Communication Review* 44, 3 (2014), 66–73.

APPENDIX

A DERIVATION OF REDUCE CHAIN CONSTRUCTION CONDITION

In this Appendix, we derive the condition we use to decide of whether to perform an one-chain reduce or a two-chain reduce operation. i.e., $nBL > S$. Here, n is the number of objects we want to reduce (n is also equal to the number of nodes), B is the bandwidth between two nodes, L is the latency between two nodes, and S is size of the objects.

For a one-dimension chain reduce, the overall reduce time, assuming the object transfers start at the same time and are pipelined, is

$$T_{1d}(n) = \frac{S}{B} + (n - 1)L,$$

where the first term is the time it takes to transfer an object and the second term is the end-to-end latency of the chain.

Next, consider the two-dimension case. In this case, we have \sqrt{n} chains, each chain with a length of \sqrt{n} . We can then reduce these chains in parallel in

$$T_{1d}(\sqrt{n}) = \frac{S}{B} + (\sqrt{n} - 1)L.$$

After reducing all \sqrt{n} chains, we need to perform another chain reduce on their results. This chain has also a length of \sqrt{n} , which yields a total time of

$$T_{2d}(n) = 2T_{1d}(\sqrt{n}) = \frac{2S}{B} + 2(\sqrt{n} - 1)L.$$

The one-dimension reduce performs better than the two-dimension reduce when $T_{1d}(n) \leq T_{2d}(n)$, i.e.

$$\frac{S}{B} + (n - 1)L \leq \frac{2S}{B} + 2(\sqrt{n} - 1)L.$$

This yields

$$\frac{S}{BL} \geq (\sqrt{n} - 1)^2 \approx n.$$

Thus, we use the one-dimension reduce when $nBL \leq S$, and the two-dimension reduce when $nBL > S$.