

# AnyHLS: High-Level Synthesis with Partial Evaluation

M. Akif Özkan<sup>‡</sup>, Arsène Pérard-Gayot<sup>†</sup>, Richard Membarth<sup>†\*</sup>, Philipp Slusallek<sup>†\*</sup>, Roland Leißa\*, Sebastian Hack\*, Jürgen Teich<sup>‡</sup>, and Frank Hannig<sup>‡</sup>

<sup>‡</sup>Friedrich-Alexander University Erlangen-Nürnberg (FAU), Germany

\*Saarland University (UdS), Germany <sup>†</sup>German Research Center for Artificial Intelligence (DFKI), Germany

**Abstract**—FPGAs excel in low power and high throughput computations, but they are challenging to program. Traditionally, developers rely on hardware description languages like Verilog or VHDL to specify the hardware behavior at the register-transfer level. High-Level Synthesis (HLS) raises the level of abstraction, but still requires FPGA design knowledge. Programmers usually write pragma-annotated C/C++ programs to define the hardware architecture of an application. However, each hardware vendor extends its own C dialect using its own vendor-specific set of pragmas. This prevents portability across different vendors. Furthermore, pragmas are not first-class citizens in the language. This makes it hard to use them in a modular way or design proper abstractions.

In this paper, we present AnyHLS, an approach to synthesize FPGA designs in a modular and abstract way. AnyHLS is able to raise the abstraction level of existing HLS tools by resorting to programming language features such as types and higher-order functions as follows: It relies on partial evaluation to specialize and to optimize the user application based on a library of abstractions. Then, vendor-specific HLS code is generated for Intel and Xilinx FPGAs. Portability is obtained by avoiding any vendor-specific pragmas at the source code. In order to validate achievable gains in productivity, a library for the domain of image processing is introduced as a case study, and its synthesis results are compared with several state-of-the-art Domain-Specific Language (DSL) approaches for this domain.

## I. INTRODUCTION

Field Programmable Gate Arrays (FPGAs) consist of a network of reconfigurable digital logic cells that can be configured to implement any combinatorial logic or sequential circuits. This allows the design of custom application-tailored hardware. In particular memory-intensive applications benefit from FPGA implementations by exploiting fast on-chip memory for high throughput. These features make FPGA implementations orders of magnitude faster/more energy-efficient than CPU implementations in these areas. However, FPGA programming poses challenges to programmers unacquainted with hardware design.

FPGAs are traditionally programmed at Register-Transfer Level (RTL). This requires to model digital signals, their timing, flow between registers, as well as the operations performed on them. Hardware Description Languages (HDLs) such as Verilog or VHDL allow for the explicit description of arbitrary circuits but require significant coding effort and verification time. This makes design iterations time-consuming and error-prone, even for *experts*: The code needs to be rewritten for

different performance or area objectives. In recent languages such as Chisel [1], VeriScala [2], and MyHDL [3], programmers can create a functional description of their design but stick to the RTL.

High-Level Synthesis (HLS) increases the abstraction level to an untimed high-level specification similar to imperative programming languages and automatically solves low-level design issues such as clock-level timing, register allocation, and structural pipelining [4]. However, an HLS code that is optimized for the synthesis of high-performance circuits is fundamentally different from a software program delivering high performance on a CPU. This is due to the significant gap between the programming paradigms. An HLS compiler has to optimize the memory hierarchy of a hardware implementation and parallelize its data paths [5].

In order to achieve good Quality of Results (QoR), HLS languages demand programmers also to specify the hardware architecture of an application instead of just its algorithm. For this reason, HLS languages offer hardware-specific pragmas. This ad-hoc mix of software and hardware features makes it difficult for programmers to optimize an application. In addition, most HLS tools rely on their own C dialect, which prevents code portability. For example, Xilinx Vivado HLS [6] uses C++ as base language while Intel SDK [7] (formerly Altera) uses OpenCL C. These severe restrictions make it hard to use existing HLS languages in a portable and modular way.

In this paper, we advocate describing FPGA designs using functional abstractions and partial evaluation to generate optimized HLS code. Consider Figure 1 for an example from image processing: With a functional language, we separate the description of the `sobel_x` operator from its realization in hardware. The hardware realization `make_local_op` is a function that specifies the data path, the parallelization, and memory architecture. Thus, the algorithm and hardware architecture descriptions are described by a set of higher-order functions. A partial evaluator, ultimately, combines these functions to generate an HLS code that delivers high-performance circuit designs when compiled with HLS tools. Since the initial descriptions are high-level, compact, and functional, they are reusable and distributable as a library. We leverage the AnyDSL compiler framework [8] to perform partial evaluation and extend it to generate input code for HLS tools targeting Intel and Xilinx FPGA devices. We claim that this approach leads to a modular and portable code other than existing HLS approaches, and is able to produce highly

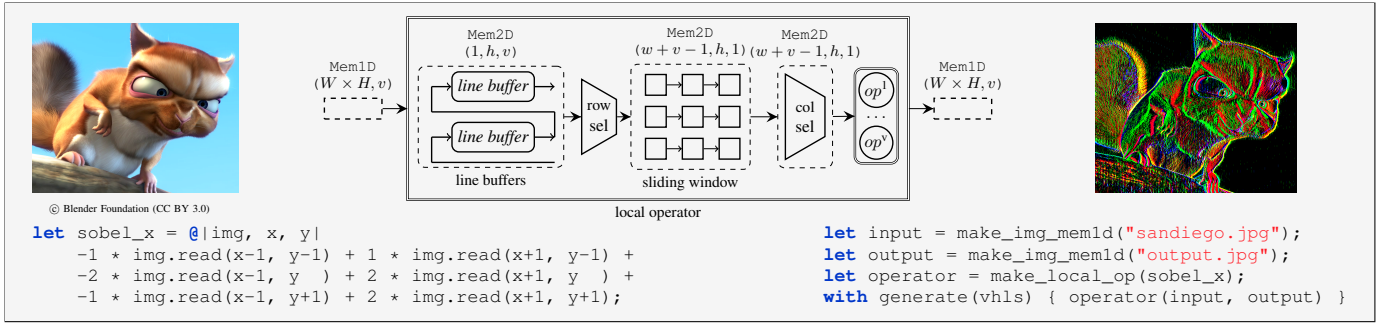


Figure 1. AnyHLS example: The algorithm description `sobel_x` is decoupled from its realization in hardware `make_local_op`. The hardware realization is a function that specifies important transformations for the exploitation of parallelism and memory architecture. The function `generate(vhls)` selects the backend for code generation, which is Vivado HLS in this case. Ultimately, an optimized input code for HLS is generated by partially evaluating the algorithm and realization functions.

efficient hardware implementations.

In summary, this paper makes the following contributions:

- We present AnyHLS<sup>1</sup>, raising the abstraction level in HLS by using *partial evaluation of higher-order functions* as a core compiler technology. It guarantees the *well-typedness* of the residual program and offers considerably higher productivity than existing DSL design techniques and C/C++-based approaches (see Section II).
- AnyHLS offers unprecedented target independence, and thus portability, across different HLS tools by avoiding tool-specific pragma extensions and generating target-specific OpenCL or C++ code as input to existing HLS tools (see Section III).
- Productivity, modularity, and portability gains are demonstrated by presenting an image processing library *as a case study* in Section IV. For this domain, we show that a competitive performance in terms of throughput and resource usage can be achieved in comparison with existing state-of-the-art DSLs (see Section V).

## II. OVERVIEW, BACKGROUND, AND RELATED WORK

In the following, we briefly discuss prior work (Sections II-A to II-B) and fundamental concepts of AnyDSL (Section II-C).

### A. QoR and Portability of Code in C-based HLS

HLS increases the abstraction level to an untimed high-level specification such as C/C++ or OpenCL from a fully-timed RTL. This eases the *hardware design* problem by eliminating low-level issues such as clock-level timing, register allocation, and gate-level pipelining [4], [9], [10]. Modern HLS tools are able to generate high-quality results for DSP and datapath-oriented applications. Several authors (e.g., [4], [11], [12]) have argued the following points as key to this success: (i) advancements in RTL design tools, (ii) device-specific code generation, (iii) domain-specific focus on the target applications, and (iv) generating both software and hardware from the same code. Modern HLS tools such as Intel FPGA SDK for OpenCL (AOCL) and Xilinx SDX offer system synthesis to map program parts to either software or hardware. This enables software-like development for library design and verification.

There is an ongoing discussion whether C-based languages are good candidates for HLS [4], [12]–[15]. Yet, most commonly used HLS compilers (e.g., Vivado HLS, AOCL, Catapult, LegUp) are based on C-based languages [4], [6], [7], [10]. The modularity and readability of C/C++ or OpenCL descriptions often conflict with best coding practices of HLS compilers [16], [17]. In the hardware design context, QoR design refers to the ratio between the performance of the circuit (latency, throughput) and design cost (circuit area, energy consumption). A C-based HLS code optimized for satisfactory QoR is entirely different from a typical software program [16]–[20]. Thereby, the developer should express the FPGA implementation of an application using the language abstractions of software (i.e., arrays, loops to specify the memory hierarchy and hardware pipelining). Language extensions like pragmas fill the gap for the lacking FPGA-centric features. However, pragmas are specific to HLS tools, and they cannot be used in a modular way because the preprocessor already resolves them (e.g., pragmas cannot be passed as function parameters). This ad-hoc mix of software and hardware abstractions of programming languages in HLS makes optimizations hard [15], [17], [19]. Furthermore, the lack of standardization in HLS languages and compilers hinders the portability of code across them. Often, the code optimized for one HLS tool must significantly be changed to target another HLS tool even when the same FPGA design is described. For these reasons, we believe that the next step for HLS requires an increased level of abstraction on the language side, which can reduce the need for expert knowledge.

### B. Raising the Abstraction Level in HLS

Recent work suggests raising the abstraction level in HLS by designing libraries, DSLs or source-to-source compilers to hide low-level implementation details. This improves the modularity and reduces code duplication, but is hard to develop and maintain when well-typedness of programs are preserved. [16]–[19] make extensive use of C++ template metaprogramming to provide libraries that are optimized for Vivado-HLS. Generic programs can be optimized for compile-time known values using metaprogramming techniques, but it has the following drawbacks: (i) The well-typedness of the generated program cannot be guaranteed in metaprogramming. This makes it difficult to understand error messages. (ii) Metaprograms are

<sup>1</sup><https://github.com/AnyDSL/anyhls>

hard to develop, maintain, and understand since the meta language is different from the core language (C++ core vs. C++ template language). For this reason, code cannot be easily moved between the core and the meta language. (iii) Lambda expressions are not allowed to be used as template arguments in C++. We refer to [8] for more details. In particular, [16], [18] explain the challenges of implementing higher-order algorithms in C++ for Vivado-HLS. OpenCL C does not support template metaprogramming, thus forces users to use preprocessor macros for generic library design. Therefore, libraries developed by using C++ template metaprogramming have to be rewritten completely for OpenCL C, that is, for AOCL.

DSLs use domain-specific knowledge to parallelize algorithms and generate low-level, optimized code [21]. Programming accelerators using DSLs is thus easier, in particular for FPGAs, because the compiler performs scheduling. A prominent example of that is the FPGA version of Spiral [22]. It generates HDL for digital signal processing applications. In the domain of image processing, recent projects include Darkroom [23], Rigel [24], and the work of Pu *et al.* [25] based on Halide [26]. Hipacc [27], PolyMage [28], SODA [29], and RIPL [30] create image processing pipelines from a DSL. Rigel/Halide, PolyMage, and RIPL are declarative DSLs, whereas Hipacc is embedded into C++. All of these compilers, except Rigel, generate HLS code in order to simplify their backends. Other examples include LIFT that targets FPGAs via algorithmic patterns [31] and Tiramisu [32] for data-parallel algorithms on dense arrays. Tiramisu takes as input a set of scheduling commands from the user and feeds it to the polyhedral analysis of the compiler. However, a considerable portion of these scheduling primitives remains platform-specific [33]. Spatial [15] is a language for programming Coarse-Grained Reconfigurable Architectures (CGRAs) and FPGAs. Spatial provides language constructs to express control, memory, and interfaces of hardware implementation.

In this paper, it is shown that the described need to raise the abstraction level in HLS may be accomplished by using recent compiler technology, in particular by exploring the concepts of *partial evaluation* and *high-order-functions*. Unlike the aforementioned DSL compilers, AnyHLS allows programmers to build the basic blocks and abstractions necessary for their application domain by themselves (see Section III). AnyHLS is thereby built on top of AnyDSL [8] (see Section II-C). AnyDSL offers partial evaluation to enable *shallow* embedding [34] without the need for modifying a compiler. This means that there is no need to change the compiler when adding support for a new application domain, since programmers can design custom control structures. Partial evaluation specializes algorithmic variants of a program at compile-time. Compared to metaprogramming, partial evaluation operates in a single language and preserves the well-typedness of programs [8]. Furthermore, different combinations of static/dynamic parameters can be instantiated from the same code. Previously, we have shown how to abstract image border handling implementations for Intel FPGAs using AnyDSL [35]. In this paper, we present AnyHLS and an image processing library to synthesize FPGA designs in a modular and abstract way for both Intel and Xilinx FPGAs.

### C. AnyDSL Compiler Framework

AnyDSL<sup>2</sup> [8], [34] is a compiler framework for designing high-performance, domain-specific libraries. It provides the imperative and functional language Impala. Impala’s syntax is inspired by Rust. We will now briefly discuss Impala’s most important features that we rely on in AnyHLS.

1) *Partial Evaluation*: Partial evaluation is a technique for program optimization by specialization of compile-time known values. Assume that each input of a program  $F$  is classified as either static  $s$  or dynamic  $d$ , and values for all of the static inputs are given. Then, partial evaluation produces an optimized (residual) program  $F_s$  such that

$$[[F_s]](d) = [[F]](s, d) \quad (1)$$

and running  $F_s$  on the dynamic inputs produces the same result as running the original program  $F$  on all of the inputs [36]. Compiler techniques such as constant propagation, loop unrolling, or inlining are examples to partial evaluation. Typically, the user has no control when these optimizations are applied from a compiler.

Impala allows programmers to partially evaluate [37] their program at compile time. Programmers control the partial evaluator via *filters* [38]. These are Boolean expressions of the form  $@(\text{expr})$  that annotate function signatures. *Each* call site instantiates the callee’s filter with the corresponding argument list. The call is specialized when the expression evaluates to **true**. The expression  $?\text{expr}$  yields **true**, if  $\text{expr}$  is known at compile-time; the expression  $\$\text{expr}$  is never considered constant by the evaluator. For example, the following  $@(?n)$  filter will only specialize calls to `pow` if  $n$  is statically known at compile-time:

```
fn @(?n) pow(x: int, n: int) -> int {
  if n == 0 {
    1
  } else {
    if n % 2 == 0 {
      let y = pow(x, n / 2);
      y * y
    } else {
      x * pow(x, n - 1)
    }
  }
}
```

Thus, the calls

```
let z = pow(x, 5);           let z = pow(3, 5);
```

will result in the following equivalent sequences of instructions after specialization:

```
let y = x * x;           let z = 243;
let z = x * y * y;
```

As syntactic sugar,  $@$  is available as shorthand for  $@(\text{true})$ . This causes the partial evaluator to always specialize the annotated function.

FPGA implementations must be statically defined for QoR: types, loops, functions, and interfaces must be resolved at compile-time [16], [18], [19]. Partial evaluation has many advantages compared to metaprogramming as discussed in Section II-B. Hence, Impala’s partial evaluation is particularly useful to optimize HLS descriptions.

<sup>2</sup><https://anydsl.github.io>

2) *Generators*: Because iteration on various domains is a common pattern, Impala provides syntactic sugar for invoking certain higher-order functions. The loop

```
for var1, ..., varn in iter(arg1, ..., argn) { /* ... */ }
```

translates to

```
iter(arg1, ..., argn, |var1, ..., varn| { /* ... */ });
```

The body of the `for` loop and the iteration variables constitute an anonymous function

```
|var1, ..., varn| { /* ... */ }
```

that is passed to `iter` as the last argument. We call functions that are invocable like this *generators*. Domain-specific libraries implemented in Impala make busy use of these features as they allow programmers to write custom generators that take advantage of both domain knowledge and certain hardware features, as we will see in the next section.

Generators are particularly powerful in combination with partial evaluation. Consider the following functions:

```
type Body = fn(int) -> ();
fn @(?a & ?b) unroll(a: int, b: int, body: Body) -> () {
  if a < b { body(a); unroll(a+1, b, body) }
}
fn @ range(a: int, b: int, body: Body) -> () {
  unroll($a, b, body)
}
```

Both generators iterate from `a` (inclusive) to `b` (exclusive) while invoking `body` each time. The filter `unroll` tells the partial evaluator to completely unroll the recursion if both loop bounds are statically known at a particular call site.

### III. THE ANYHLS LIBRARY

Efficient and resource-friendly FPGA designs require application-specific optimizations. These optimizations and transformations are well known in the community. For example, de Fine Licht *et al.* [20] discuss the key transformations of HLS codes such as loop unrolling and pipelining. They describe the whole hardware design from the low-level memory layout to the operator implementations with support for low-level loop transformations throughout the design. In our setting, the programmer defines and provides these abstractions using AnyDSL for a given domain in the form of a library. We rely on partial evaluation to combine those abstractions and to remove overhead associated with them. Ultimately, the AnyDSL compiler synthesizes optimized HLS code (C++ or OpenCL C) from a given functional description of an algorithm as shown in Figure 2. The generated code goes to the selected HLS tool. This is in contrast to other domain-specific approaches like Halide-HLS [25] or Hipacc [27], which rely on domain-specific compilers to instantiate predefined templates or macros. Hipacc makes use of two distinct libraries to synthesize algorithmic abstractions to Vivado-HLS and Intel AOCL, while AnyHLS uses the same image processing library that is described in Impala.

#### A. HLS Code Generation

For HLS code generation, we implemented an intrinsic named `vhls` in AnyHLS to emit Vivado HLS and an intrinsic named `opencl` to emit AOCL:

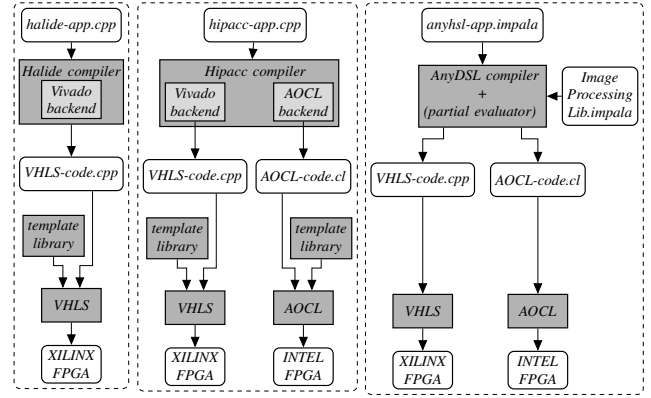


Figure 2. FPGA code generation flows for Halide, Hipacc, and AnyHLS (from left to right). VHLS and AOCL are used as acronyms for Vivado HLS and Intel FPGA SDK for OpenCL, respectively. Halide and Hipacc rely on domain-specific compilers for image processing that instantiate template libraries. AnyHLS allows defining all abstractions for a domain in a language called Impala and relies on partial evaluation for code specialization. This ensures maintainability and extensibility of the provided domain-specific library—for image processing in this example.

```
with vhls() { body() } with opencl() { body() }
```

With `opencl` we use a grid and block size of  $(1, 1, 1)$  to generate a single work-item kernel, as the official AOCL documentation recommends [7]. We extended AnyDSL’s OpenCL runtime by the extensions of Intel OpenCL SDK. To provide an abstraction over both HLS backends, we create a wrapper `generate` that expects a code generation function:

```
type Backend = fn(fn() -> ()) -> ();
fn @ generate(be: Backend, body: fn() -> ()) -> () {
  with be() { body() }
}
```

Switching backends is now just a matter of passing an appropriate function to `generate`:

```
let backend = vhls; // or opencl
with generate(backend) { body() }
```

#### B. Building Abstractions for FPGA Designs

In the following, we present abstractions for the key transformations and design patterns that are common in FPGA design. These include (a) important loop transformations, (b) control flow and data flow descriptions such as reductions, Finite State Machines (FSMs) and (d) the explicit utilization of different memory types. Approaches like Spatial [15] expose these patterns within the language—new patterns require dedicated support from the compiler. Hence, these languages and compilers are restricted to a specialized application domain they have been designed for. In AnyHLS, Impala’s functional language and partial evaluation allow us to design the abstractions needed for FPGA synthesis in the form of a library. New patterns can be added to the library without dedicated support from the compiler. This makes AnyHLS easier to extend compared to the approaches mentioned afore.

1) *Loop Transformations*: C++ compilers usually provide certain preprocessor directives that perform particular code transformations. A common feature is to unroll loops (see left-hand side):



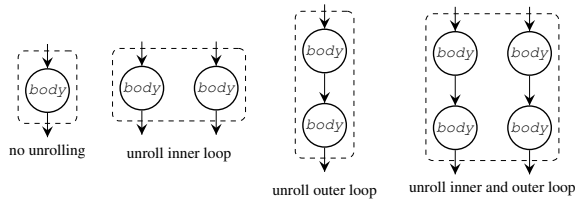


Figure 3. Parallel processing

```

for (int i=0; i<N/W; ++i) {
  for (int w=0; w<W; ++w) {
    #pragma unroll
    body(i*W + w);
  }
}

for i in range(0, N/W) {
  for w in unroll(0, W) {
    body(i*W + w);
  }
}

```

Such pragmas are built into the compiler. The Impala version (shown at right) uses generators that are entirely implemented as a library. Partial evaluation optimizes Impala’s range and unroll abstractions as well as the input body function according to their static inputs, i.e., N, W. The residual program consists of the consecutive *body* function according to the value of the W as shown in Figure 3. This generates a concise and clean code for the target HLS compiler, which is drastically different from using a pragma.

Generators, unlike C++ pragmas, are first-class citizens of the Impala language. This allows programmers to implement sophisticated loop transformations. For example, the following function `tile` returns a new generator. It instantiates a tiled loop nest of the specified tile size with the Loops `inner` and `outer`:

```

type Loop = fn(int, int, fn(int) -> ()) -> ();
fn @ tile(size: int, inner: Loop, outer: Loop) -> Loop {
  @|beg, end, body| outer(0, (end-beg)/size,
    |i| inner(i*size + beg, (i+1)*size + end, |j| body))
}

let schedule = tile(W, unroll, range);
for i in schedule(0, N) {
  body(i)
}

```

Passing W for the tiling size, `unroll` for the inner loop, and `range` for the outer loop yields a generator that is identical to the loop nest at the beginning of this paragraph. With this design, we can reuse or explore iteration techniques without touching the actual body of a `for` loop. For example, consider the processing options for a two-dimensional loop nest as shown in Figure 3: When just passing `range` as inner and outer loop, the partial evaluator will keep the loop nest and, hence, not unroll `body` and instantiate it only once. Unrolling the inner loop replicates `body` and increases the bandwidth requirements accordingly. Unrolling the outer loop also replicates `body`, but in a way that benefits data reuse from the temporal locality of an iterative algorithm. Unrolling both loops replicate `body` for increased bandwidth and data reuse for the temporal locality.

C/C++-based HLS solutions often use a `pragma` to mark a loop amenable for pipelining. This means parallel execution of the loop iterations in hardware. For example, the following code on the left uses an `initiation interval (II)` of 3:

```

for (int i=0; i<N; ++i) {
  #pragma HLS pipeline II=3
  body(i);
}

let II = 3;
for i in pipeline(II, 0, N) {
  body(i)
}

```

Instead of a `pragma` (on the left), AnyHLS uses the intrinsic generator pipeline (on the right). Unlike the above loop abstractions (e.g., `unroll`), Impala emits a tool-specific `pragma` for the pipeline abstraction. This provides portability across different HLS tools. Furthermore, it allows the programmer to invoke and pass around pipeline—just like any other generator.

2) *Reductions*: Reductions are useful in many contexts. The following function takes an array of values, a range within, and an operator:

```

type T = int;
fn @ (?beg & ?end) reduce(beg: int, end: int, input: &[T],
  op: fn(T, T) -> T) -> T {
  let n = end - beg;
  if n == 1 {
    input(beg)
  } else {
    let m = (end + beg) / 2;
    let a = reduce(beg, m, input, op);
    let b = reduce(m, end, input, op);
    op(a, b)
  }
}

```

In the above filter, the recursion will be completely unfolded if the range is statically known. Thus,

```
reduce(0, 4, [a, b, c, d], |x, y| x + y)
```

yields:  $(a + b) + (c + d)$ .

3) *Finite State Machines*: AnyHLS models computations that depend not only on the inputs but also on an internal state with an FSM. To define an FSM, programmers need to specify states and a transition function that determines when to change the current state based on the machine’s input. This is especially beneficial for modeling control flow. To describe an FSM in Impala, we start by introducing types to represent the states and the machine itself:

```

type State = int;
struct FSM {
  add: fn(State, fn() -> (), fn() -> State) -> (),
  run: fn(State) -> ()
}

```

An object of type `FSM` provides two operations: adding one state with `add` or running the computation. The `add` method takes the name of the state, an action to be performed for this state, and a transition function associated with this state. Once all states are added, the programmer runs the machine by passing the initial state as an input parameter. The following example adds 1 to every element of an array:

```

let buf = /*...*/;
let mut (idx, pixel) = (0, 0);
let fsm = make_fsm();
fsm.add(Read, || pixel = buf[idx],
  || if idx>=len { Exit } else { Compute });
fsm.add(Compute, || pixel += 1, || Write);
fsm.add(Write, || buf[idx++] = pixel, || Read);
fsm.run(Read);

```

Similar the other abstractions introduced in this section, the constructor for an FSM is not a built-in function of the compiler but a regular Impala function. In some cases, we want to execute the FSM in a pipelined way. For this scenario, we add a second method `run_pipelined`. As all the methods, e.g., `make_fsm`, `add`, `run`, are annotated for partial evaluation (by `@`), input functions to these methods will be optimized according to their static inputs. Ultimately, AnyHLS will emit

the states of an FSM as part of a loop according to the selected run method.

4) *Memory Types and Memory Abstractions*: FPGAs have different memory types of varying sizes and access properties. Impala supports four memory types specific to hardware design (see Figure 4): global memory, on-chip memory, registers, and streams. Global memory (typically DRAM) is allocated on the host using our runtime and accessed through regular pointers. On-chip memory (e.g., BRAM or M10K/M20K) for the FPGA is allocated using the `reserve_onchip` compiler intrinsic. Memory accesses using the pointer returned by this intrinsic will map to on-chip memory. Standard variables are mapped to registers, and a specific `stream` type is available to allow for the communication between FPGA kernels. Memory-wise, a `stream` is mapped to registers or on-chip memory by the HLS tools. These FPGA-specific memory types in Impala will be mapped to their corresponding tool-specific declarations in the residual program (on-chip memory will be defined as local memory for AOCL whereas it will be defined as an array in Vivado HLS).

a) *Memory partitioning*: an array partitioning pragma must be defined as follows to implement a C array with hardware registers using Vivado HLS [6]:

```
typedef int T;
T Regs1D[size];
#pragma HLS variable=Regs1D array_partition dim=0
```

Listing 1. A typical way of partitioning an array by using pragmas in existing HLS tools.

Other HLS tools offer similar pragmas for the same task. Instead, AnyHLS provides a more concise description of a register array without using any tool-specific pragma by the recursive declaration of registers as follows:

```
type T = int;
struct Regs1D {
  read: fn(int) -> T,
  write: fn(int, T) -> (),
  size: int
}
fn @ make_regslD(size: int) -> Regs1D {
  if size == 0 {
    Regs1D {
      read: @|_| 0,
      write: @|_, _| (),
      size: size
    }
  } else {
    let mut reg: T;
    let others = make_regslD(size - 1);
    Regs1D {
      read: @|i| if i+1 == size { reg }
              else { others.read(i) },
      write: @|i, v| if i+1 == size { reg = v }
                else { others.write(i, v) },
      size: size
    }
  }
}
```

Listing 2. Recursive description of a register array using partial evaluation instead of declaring an array and partitioning it by HLS pragmas.

When the `size` is not zero, each recursive call to this function allocates a register variable named `reg`, and creates a smaller register array with one element less named `others`. The `read` and `write` functions test if the index `i` is equal to the index of the current register. In the case of a match, the current register is used. Otherwise, the search continues in




Figure 4. Memory types provided for FPGA design

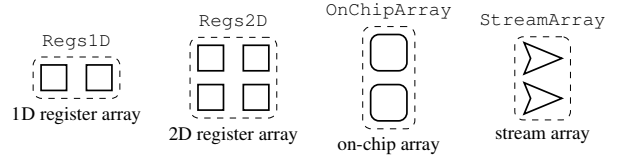


Figure 5. Memory abstractions

the smaller array. The generator (`make_regslD`) returns an Impala variable that can be read and written by index values (`regs` in the following code), similar to C arrays.

```
let regs = make_regslD(size);
```

However, it defines `size` number of registers in the residual program instead of declaring an array and partitioning it by tool-specific pragmas as in Listing 1. The generated code does not contain any compiler directives; hence it can be used for different HLS tools (e.g., Vivado HLS, AOCL). Since we annotated `make_regslD`, `read`, and `write` for partial evaluation, any call to these functions will be inlined recursively. This means that the search to find the register to read to or write from will be performed at compile time. These registers will be optimized by the AnyDSL compiler, just like any other variables: unnecessary assignments will be avoided, and a clean HLS code will be generated.

Correspondingly, AnyHLS provides generators (similar to Listing 2) for one and two-dimensional arrays of on-chip memory (e.g., line buffers in Section IV), global memory, and streams (as illustrated in Figure 5) instead of using memory partitioning pragmas encouraged in existing HLS tools (as in Listing 1).

#### IV. A LIBRARY FOR IMAGE PROCESSING ON FPGA

AnyHLS allows for defining domain-specific abstractions and optimizations that are used and applied prior to generating customized input to existing HLS tools. In this section, we introduce a library that is developed to support HLS for the domain of image processing applications. It is based on the fundamental abstractions introduced in Section III-B. Our low-level implementation is similar to existing domain-specific languages targeting FPGAs [24], [27]. For this reason, we focus on the interface of our abstractions as seen by the programmer.

We design applications by decoupling their algorithmic description from their schedule and memory operations. For instance, typical image operators, such as the following Sobel filter, just resort to the `make_local_op` generator. Similarly, we implement a point operator for RGB-to-gray color conversion as follows (Listing 3):

```
fn sobelEdge(output: &mut [T], input: &[T]) -> () {
  let img = make_raw_mem2d(width, height, input);
  let dx = make_raw_mem2d(width, height, output);
```

```

let sobel_extents = extents(1, 1); // for 3x3 filter
let operator = make_local_op(4, // vector factor
    sobel_operator_x, sobel_extents, mirror, mirror);
with generate(hls) { operator(img, dx); }
}

fn rgb2gray(output: &mut [T], input: &[T]) -> () {
let img = make_raw_img(width, height, input);
let gray = make_raw_img(width, height, output);
let operator = make_point_op(@ |pix| {
    let r = pix & 0xFF;
    let g = (pix >> 8) & 0xFF;
    let b = (pix >> 16) & 0xFF;
    (r + g + b) / 3
});
with generate(hls) { operator(img, gray); }
}

```

Listing 3. Sobel filter and RGB-to-gray color conversion as example applications described by using our library.

The image data structure is opaque. The target platform mapping determines its layout. AnyHLS provides common border handling functions as well as point and global operators such as reductions (see Section III-B2). These operators are composable to allow for more sophisticated ones.

### A. Vectorization

Image processing applications consist of loops that possess a very high degree of spatial parallelism. This should be exploited to reach the bandwidth speed of memory technologies. A resource-efficient approach, so-called *vectorization* or *loop coarsening*, is to aggregate the input pixels to vectors and process multiple input data at the same time to calculate multiple output pixels in parallel [39]–[41]. This replicates only the arithmetic operations applied to data (so-called datapath) instead of the whole accelerator, similar to Single Instruction Multiple Data (SIMD) architectures. Vectorization requires a control structure specialized to a considered hardware design. We support the automatic vectorization of an application by a given factor  $v$  when using our image processing library. In particular, our library use the vectorization techniques proposed in [40]. For example, the `make_local_op` function has an additional parameter to specify the desired vectorization and will propagate this information to the functions it uses internally: `make_local_op(op, v)`. For brevity, we omit the parameter for the vectorization factor for the remaining abstractions in this section.

### B. Memory Abstractions for Image Processing

1) *Memory Accessor*: In order to optimize memory access and encapsulate the contained memory type (on-chip memory, etc.) into a data structure, we decouple the data transfer from the data use via the following memory abstractions:

```

struct Mem1D {
    read: fn(int) -> T,
    write: fn(int, T)->(),
    update: fn(int) -> (),
    size: int
}

struct Mem2D {
    read: fn(int, int) -> T,
    write: fn(int, int, T)->(),
    update: fn(int, int) -> (),
    width: int, height: int
}

```

Similar to hardware design practices, these memory abstractions require the memory address to be updated before the read/write operations. The update function transfers data from/to the encapsulated memory to/from staging registers using vector data types. Then, the read/write functions

access an element of the vector. This increases data reuse and DRAM-to-on-chip memory bandwidth [42].

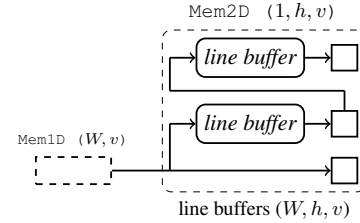
2) *Stream Processing*: Inter-kernel dependencies of an algorithm should be accessed on-the-fly in combination with fine-granular communication in order to pipeline the full implementation with a fixed throughput. That is, as soon as a block produces one data, the next block consumes it. In the best case, this requires only a single register of a small buffer instead of reading/writing to temporary images:



We define a stream between two kernels as follows:

```
fn make_mem_from_stream(size: int, data: stream) -> Mem1D;
```

3) *Line Buffers*: Storing an entire image to on-chip memory before execution is not feasible since on-chip memory blocks are limited in FPGAs. On the other hand, feeding the data on demand from main memory is extremely slow. Still, it is possible to leverage fast on-chip memory by using it as FIFO buffers containing only the necessary lines of the input images ( $W$  pixels per line).



This enables parallel reads at the output for every pixel read at the input. We model a line buffer as follows:

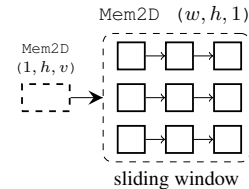
```

type LineBuf1D = fn(Mem1D) -> Mem1D;
fn make_linebuf1d(width: int) -> LineBuf1D;
// similar for LineBuf2D

```

Akin to `Regs1D` (see Section III-B4), a recursive call builds an array of line buffers (each line buffer will be declared by a separate memory component in the residual program similar to on-chip array in Figure 5).

4) *Sliding Window*: Registers are the most amenable resources to hold data for highly parallelized access. A sliding window of size  $w \times h$  updates the constituting shift registers by a new column of  $h$  pixels and enables parallel access to  $w \cdot h$  pixels.



This provides high data reuse for temporal locality and avoids waste of on-chip memory blocks that might be utilized for a similar data bandwidth. Our implementation uses `make_regs2d` for an explicit declaration of registers and supports pixel-based indexing at the output. This will instantiate  $w \cdot h$  registers in the residual program, as explained in Section III-B4.

```

type Swin2D = fn(Mem2D) -> Mem2D;
fn @ make_sliding_window(w: int, h: int) -> Swin2D {
  let win = make_regs2d(w, h);
  // ...
}

```

### C. Loop Abstractions for Image Processing

1) *Point Operators*: Algorithms such as image scaling and color transformation calculate an output pixel for every input pixel. The point operator abstraction (see Listing 4) in AnyHLS yields a vectorized pipeline over the input and output image. This abstraction is parametric in its vector factor  $v$  and the desired operator function  $op$ .

```

type PointOp = fn(Mem1D) -> Mem1D;
fn @ make_point_op(v: int, op: Op) -> PointOp {
  @ |img, out| {
    for idx in pipeline(1, 0, img.size) {
      img.update(idx);
      for i in unroll(0, v) {
        out.write(i, op(img.read(i)));
      }
      out.update(idx);
    }
  }
}

```

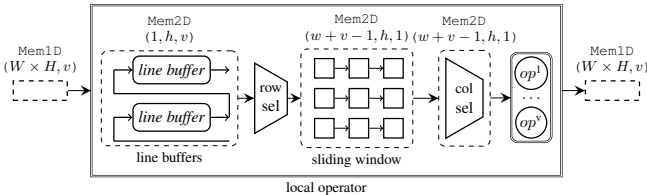
Listing 4. Implementation of the point operator abstraction.

The total latency is

$$L = L_{arith} + \lceil W/v \rceil \cdot H \text{ cycles} \quad (2)$$

where  $W$  and  $H$  are the width and height of the input image, and  $L_{arith}$  is the latency of the data path.

2) *Local Operators*: Algorithms such as Gaussian blur and Sobel edge detection calculate an output pixel by considering the corresponding input pixel and a certain neighborhood of it in a local window. Thus, a local operator with a  $w \times h$  window requires  $w \cdot h$  pixel reads for every output. The same  $(w-1) \cdot h$  pixels are used to calculate results at the image coordinates  $(x, y)$  and  $(x+1, y)$ . This spatial locality is transformed into temporal locality when input images are read in raster order for burst mode, and subsequent pixels are sequentially processed with a streaming pipeline implementation. The local operator implementation in AnyHLS (shown in Listing 5) consists of line buffers and a sliding window to hold dependency pixels in on-chip memory and calculates a new result for every new pixel read.



This provides a throughput of  $v$  pixels per clock cycle at the cost of an initial latency ( $v$  is the vectorization factor)

$$L_{initial} = L_{arith} + (\lfloor h/2 \rfloor \cdot \lceil W/v \rceil + \lceil \lceil w/v \rceil / 2 \rceil) \quad (3)$$

that is spent for caching neighboring pixels of the first calculation. The final latency is thus:

$$L = L_{initial} + (\lceil W/v \rceil \cdot H) \quad (4)$$

```

type LocalOp = fn(Mem1D) -> Mem1D;
fn @ make_local_op(v: int, op: Op, ext: Extents,
  bh_lower: FnBorder,
  bh_upper: FnBorder) -> LocalOp {
  @ |img, out| {
    let mut (col, row, idx) = (0, 0, 0);
    let wait = /* initial latency */;
    let fsm = make_fsm();
    fsm.add(Read, || img.update(idx), || Compute);
    fsm.add(Compute, || {
      line_buffer.update(col);
      sliding_window.update(row);
      col_sel.update(col);
      for i in unroll(0, v) {
        out.write(i, op(col_sel.read(i)));
      }
    }, || if idx > wait { Write } else { Index });
    fsm.add(Write, || out.update(idx-wait-1), || Index);
    fsm.add(Index, || {
      idx++; col++;
      if col == img_width { col=0; row++; }
    }, || if idx < img.size { Read } else { Exit });
    fsm.run_pipelined(Read, 1, 0, img.size);
  }
}

```

Listing 5. Implementation of the local operator abstraction.

Compared to the local operator in Figure 1, we also support boundary handling. We specify the extent of the local operator (filter size / 2) as well as functions specifying the boundary handling for the lower and upper bounds. Then, row and column selection functions apply border handling correspondingly in  $x$ - and  $y$ -directions by using one-dimensional multiplexer arrays similar to Özkan *et al.* [40].

## V. EVALUATION AND RESULTS

In the following, we compare the Post Place and Route (PPnR) results using AnyHLS and other state-of-the-art domain-specific approaches including Halide-HLS [25] and Hipacc [27]. The generated HLS codes are compiled using Intel FPGA SDK for OpenCL 18.1 and Xilinx Vivado HLS 2017.2 targeting a Cyclone V GT 5CGTD9 FPGA and a Zynq XC7Z020 FPGA, respectively.

The generated hardware designs are evaluated for their throughput, latency, and resource utilization. FPGAs possess two types of resources: (i) computational: LUTs and DSP blocks; (ii) memory: Flipflops (FFs) and on-chip memory (BRAM/M20K). A SLICE/ALM is comprised of look-up tables (LUTs) and flip flops, thus indicate the resource usage when considered with the DSP block and on-chip memory blocks.

The implementation results presented for Vivado HLS feature only the kernel logic, while those by Intel OpenCL include PCIe interfaces. The execution time of an FPGA circuit (Vivado HLS implementation) equals to  $T_{clk} \cdot \text{latency}$ , where  $T_{clk}$  is the clock period of the maximum achievable clock frequency (lower is better). We measured the timing results for Intel OpenCL by executing the applications on a Cyclone V GT 5CGTD9 FPGA. This is the case for all analyzed applications. We have no intention nor license rights [43, §4] [44, §2] to benchmark and compare the considered FPGA technologies or HLS tools.

### A. Applications

In our experimental evaluation, we consider the following applications:



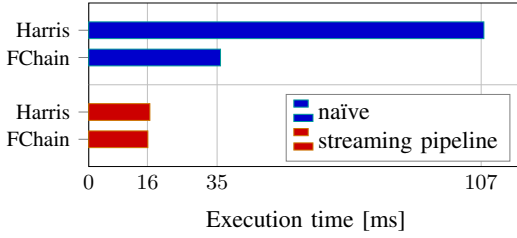


Figure 6. Execution time for naïve and streaming pipeline implementations of the Harris and FChain for an Intel Cyclone V for images of  $1024 \times 1024$ .

- **Gaussian (Gauss)** blurring an image with a  $5 \times 5$  integer kernel
- **Harris corner detector (Harris)** consisting of 9 kernels that resort to integer arithmetic and horizontal/vertical derivatives
- **Jacobi** smoothing an image with a  $3 \times 3$  integer kernel
- **filter chain (FChain)** consisting of 3 convolution kernels as a pre-processing algorithm
- **bilateral filter (Bilateral)**, a  $5 \times 5$  floating-point kernel as an edge-preserving and noise-reducing function based on exponential functions
- **mean filter (MF)**, a  $5 \times 5$  filter that determines the average within a local window via 8-bit arithmetic
- **SobelLuma**, an edge detection algorithm provided as a design example by Intel. The algorithm consists of RGB to Luma color conversion, Sobel filters, and thresholding

## B. Library Optimizations

AnyHLS exploits stream processing and performs implicit parallelization. The following subsections show the impact of those optimizations.

1) *Stream Processing*: Memory transfers between FPGA’s programmable logic and external memory are one of the most time-consuming parts of many image processing applications. AnyHLS streaming pipeline optimization passes dependency pixels directly from the producer to the consumer kernel, as explained in Section IV-B2. This allows pipelined kernel execution and makes intermediate images between kernels superfluous. The more intermediate images are eliminated, the better the performance of the resulting designs. For example, this eliminates 8 intermediate images in Harris corner and 2 in filter chain, see Figure 6 for the performance impact.

The throughput of both streaming pipeline implementations is indeed determined by their slowest individual kernel, which is a local operator. Consider Table I, which displays the Vivado HLS reports. The latency results correspond to Equation (4).

Table I

STREAMING PIPELINE IMPLEMENTATIONS OF HARRIS AND FCHAIN ON A XILINX ZYNQ. DATA IS TRANSFERRED TO THE FPGA ONLY ONCE, THUS SIMILAR THROUGHPUTS ARE ACHIEVED. IMAGES SIZES ARE  $1024 \times 1024$ ,  $v = 1$ ,  $f_{target} = 200$  MHZ.

App.	Largest mask	Sequential Dependency	Latency [cyc.]	Throughput [MB/s]
FChain	$5 \times 5$	local + local + local	1050649	821
Harris	$3 \times 3$	local + local + point	1049634	825

2) *Vectorization*: Many FPGA implementations benefit from parallel processing in order to increase memory bandwidth. AnyHLS implicitly parallelizes a given image pipeline by a *vectorization factor*  $v$ . As an example, Figure 7 shows the PPNr results, along with the achieved memory throughput for different vectorization factors for the mean filter on a Cyclone V. The memory-bound of the Cyclone V is reported by Intel’s

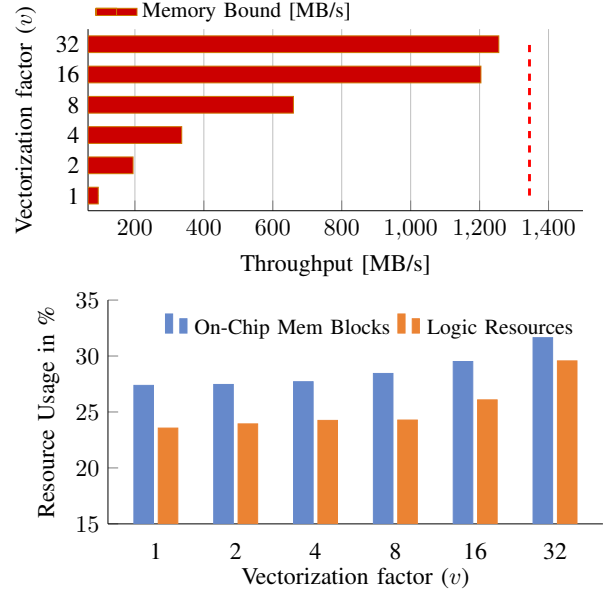


Figure 7. PPNr results of AnyHLS’s mean filter implementation on an Intel Cyclone V. The memory bound of the device for our setup is 1344.80 MB/s.

diagnosis tool. The speedup is almost linear, whereas resource utilization is sub-linear to the vectorization factor, as Figure 7 depicts. AnyHLS exploits the data reuse between consecutive iterations of the local operators. Data is read and written with the vectorized data types. The line buffers and the sliding window are extended to hold dependency pixels for vectorized processing. Thus, only the datapath is replicated instead of the whole accelerator implementation (see Section IV-A). All the considered applications except Bilateral in Figure 9 reach the memory bound. Bilateral is compute-bound due to its large number of floating-point operations.

## C. Hardware Design Evaluation

We evaluate the generated hardware designs based on their throughput, latency, and resource utilization. As a reference, we use the designs generated by Halide-HLS [25] and Hipacc [27], two state-of-the-art image processing DSLs that generate better results than previous approaches (e.g., Xilinx OpenCV). In contrast to these, which implement dedicated HLS code generators, AnyHLS is essentially implemented as a library within the AnyDSL framework, as illustrated in Figure 2. Our focus is to show that higher-order abstractions, together with partial evaluation, are powerful enough to design a library targeting different HLS compilers.

1) *Experiments using Xilinx Vivado HLS*: We evaluate the results of circuits generated using AnyHLS in comparison with

the domain-specific language approaches Hipacc and Halide-HLS. We consider two representative applications from the Halide-HLS repository with different configurations (border handling mode and vectorization factor): Gauss and Harris. These DSLs have been developed by FPGA experts and perform better than many other existing libraries. The applications are rewritten for Hipacc and AnyHLS by respecting their original descriptions. This ensures that Halide-HLS applications have been implemented with adequate scheduling primitives. Hipacc and AnyHLS implementations require only the algorithm descriptions as input.

For almost all applications in Tables II and III, AnyHLS implementations demand fewer resources and deliver higher performance. Of course, this improvement mainly stems from our library implementation. AnyHLS achieves a lower latency mainly because of the following reasons:

- i) The latency of a local operator generated from AnyHLS’ image processing library corresponds to the theoretical latency given in Equation (4), which is  $L = L_{arith} + 1.042.442$  clock cycles for Gauss when  $v = 1$ .  $L_{arith} = 14$  for AnyHLS’ Gauss implementation as shown in Table II.
- ii) Halide-HLS pads input images according to the selected border handling mode (even when no border handling is defined). This increases the input image size from  $(W, H)$  to  $(W + w - 1, H + h - 1)$ , thus the latency.
- iii) Hipacc does not pad input images, but run  $(H + \lfloor h/2 \rfloor) \cdot (W + \lfloor w/2 \rfloor)$  loop iterations for a  $(W \times H)$  image and  $(w \times h)$  window. This is similar to the convolution example in the Vivado Design Suite User Guide [6], but not optimal.

The execution time of an implementation equals to  $T_{clk} \cdot latency$ , where  $T_{clk}$  is the clock period of the maximum achievable clock frequency (lower is better). Overall, AnyHLS processes a given image faster than the other DSL implementations.

Halide-HLS uses more on-chip memory for line buffers (see Section IV-C2) compared to Hipacc and AnyHLS because of its image padding for border handling. Let us consider the number of BRAMs utilized for the Gaussian blur: The line buffers need to hold 4 image lines for the  $5 \times 5$  kernel. The image width is 1024 and the pixel size is 32 bits. Therefore, AnyHLS and Hipacc use eight 18K BRAMs as shown in Table II. However, Halide-HLS stores 1028 integer pixels, which require 16 18K BRAMs to buffer four image lines. This doubles the number of BRAMs usage (see Table III).

AnyHLS use the vectorization architecture proposed in [40]. This improves the use of the registers compared to Hipacc and Halide.

The performance metrics and resource usage reported by Vivado HLS correlate with our Impala descriptions, hence we claim that the HLS code generated from AnyHLS’ image processing library does not entail severe side effects for the synthesis of Vivado HLS. Hipacc and Halide-HLS have dedicated compiler backends for HLS code generation. These can be improved to achieve similar performance to AnyHLS. However, this is not a trivial task and prone to errors. The advantage of AnyDSL’s partial evaluation is that the user

Table II  
PPNR RESULTS FOR THE XILINX ZYNQ BOARD FOR IMAGES OF SIZE  $1020 \times 1020$  AND  $T_{target} = 5$  NS (CORRESPONDS TO  $f_{target} = 200$  MHZ).  
BORDER HANDLING IS UNDEFINED.

App	v	#BRAM	#SLICE	#DSP	Latency [cyc.]	Throughput [MB/s]	
Gauss	1	AnyHLS	8	463	16	1042456	828.2
		Halide-HLS	8	1823	50	1052673	438.2
		Hipacc	8	473	16	1044500	764.7
	4	AnyHLS	16	1441	80	260626	3041.4
		Halide-HLS	16	4112	180	266241	1640.1
		Hipacc	16	1519	64	261649	3064.6
Harris	1	AnyHLS	20	1405	22	1041450	829.0
		Halide-HLS	16	2688	35	1052673	464.0
		Hipacc	20	1457	34	1042466	828.2
	2	AnyHLS	20	2513	44	520740	1450.4
		Halide-HLS	16	4011	70	528385	895.0
		Hipacc	20	2326	68	521756	1637.8

Table III  
PPNR RESULTS FOR THE GAUSSIAN BLUR WITH CLAMPING AT THE BORDERS. IMAGE SIZES ARE  $1024 \times 1024$ ,  $v = 1$ ,  $f_{target} = 200$  MHZ.

Framework	#BRAM	#SLICE	#DSP	Latency [cyc.]	Throughput [MB/s]
AnyHLS	8	1646	16	1050641	801.8
Halide-HLS	16	2096	50	1060897	458.7
Hipacc	8	1709	16	1052693	820.1

has control over code generation. Extending AnyHLS’ image processing library only requires adding new functions in Impala (see Figure 2). Our intention to compare AnyHLS with these DSLs is to show that we can generate equally good designs without creating an entire compiler backend.

2) *Experiments using Intel FPGA SDK for OpenCL (AOCL):* Table IV presents the implementation results for an edge detection algorithm provided as a design example by Intel. The algorithms consist of RGB to Luma color conversion, Sobel filters, and thresholding. Intel’s implementations consist of a single-work item kernel that utilizes shift registers according to the FPGA design paradigm. These types of techniques are recommended by Intel’s optimization guide [7] despite that the same OpenCL code performs drastically bad on other computing platforms.

Table IV  
PPNR RESULTS OF AN EDGE DETECTION APPLICATION FOR THE INTEL CYCLONE V. IMAGE SIZES ARE  $1024 \times 1024$ . NONE OF THE IMPLEMENTATIONS USE DSPS.

v	Framework	#M10K	#ALM	#DSP	Throughput [MB/s]
1	Intel’s Imp.	290	23830	0	419.5
	AnyHLS	291	23797	0	422.5
	Hipacc	318	25258	0	449.1
16	Intel’s Imp.	-	-	0	-
	AnyHLS	337	29126	0	1278.3
	Hipacc	362	35079	0	1327.7
32	Intel’s Imp.	-	-	0	-
	AnyHLS	401	38069	0	1303.8
	Hipacc	421	44059	0	1320.0

We described Intel’s handwritten *SobelLuma* example using Hipacc and AnyHLS. Both Hipacc and AnyHLS provide a higher throughput even without vectorization. In order to reach memory-bound, we would have to rewrite Intel’s hand-tuned design example to exploit further parallelism. AnyHLS uses slightly less resource, whereas Hipacc provides slightly higher throughput for all the vectorization factors. Similar to Figure 7,

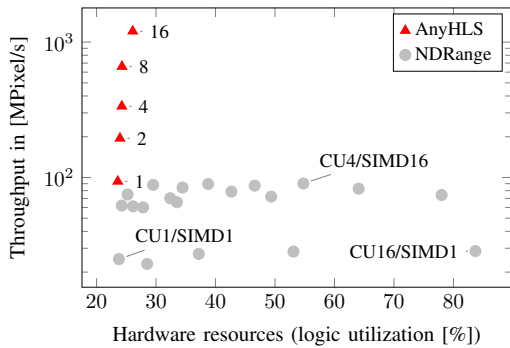


Figure 8. Design space for a  $5 \times 5$  mean filter using an NDRange kernel (using the `num_compute_units / num_simd_work_items` attributes) and AnyHLS (using the vectorization factor  $v$ ) for an Intel Cyclone V.

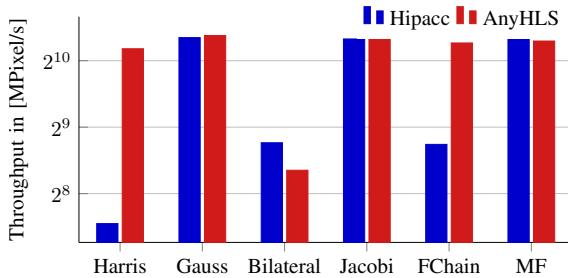


Figure 9. Throughput measurements for an Intel Cyclone V for the implementations generated from AnyHLS and Hipacc. Resource utilization for the same implementations are shown in Table V.

both frameworks yield throughputs very close to the memory bound of the Intel Cyclone V.

The OpenCL NDRange kernel paradigm conveys multiple concurrent threads for data-level parallelism. OpenCL-based HLS tools exploit this paradigm to synthesize hardware. AOCL provides attributes for NDRange kernels to transform its iteration space. The `num_compute_units` attribute replicates the kernel logic, whereas `num_simd_work_items` vectorizes the kernel implementation<sup>3</sup>. Combinations of those provide a vast design space for the same NDRange kernel. However, as Figure 8 demonstrates, AnyHLS achieves implementations that are orders of magnitude faster than using attributes in AOCL.

Finally, Table V and Figure 9 present a comparison between AnyHLS and the AOCL backend of Hipacc [45]. As shown in Figure 2, Hipacc has an individual backend and template library written with preprocessor directives to generate high-performance OpenCL code for FPGAs. In contrast, the application and library code in AnyHLS stays the same. The generated AOCL code consists of a loop that iterates over the input image. Compared to Hipacc, AnyHLS achieves similar performance but outperforms Hipacc for multi-kernel applications such as the Harris corner detector. This shows that AnyHLS optimizes the inter-kernel dependencies better than Hipacc (see Section IV-B2).

<sup>3</sup>These parallelization attributes are suggested in [7] for NDRange kernels, not for the single-work item kernels using shift registers such as the edge detection application shown in Table IV.

Table V  
PPNR FOR THE INTEL CYCLONE V. MISSING NUMBERS (-) INDICATE THAT THE GENERATED IMPLEMENTATIONS DO NOT FIT THE BOARD.

App	v	Framework	#M10K	#ALM	#DSP	Throughput [MB/s]
Gauss	16	AnyHLS	401	37509	0	1330.1
	16	Hipacc	402	35090	0	1301.2
Jacobi	16	AnyHLS	370	31446	0	1328.8
	16	Hipacc	372	30296	0	1282.9
Bilat.	1	AnyHLS	399	79270	153	326.6
	1	Hipacc	422	79892	159	434.7
MF	16	AnyHLS	400	39266	0	1255.68
	16	Hipacc	-	-	-	-
	8	Hipacc	351	31796	0	1275.9
FChain	8	AnyHLS	418	44807	0	1230.6
	8	Hipacc	645	64225	0	427.4
Harris	8	AnyHLS	442	50537	96	1158.5
	8	Hipacc	668	74246	96	187.14

## VI. CONCLUSIONS

In this paper, we advocate the use of modern compiler technologies for high-level synthesis. We combine functional abstractions with the power of partial evaluation to decouple a high-level algorithm description from its hardware design that implements the algorithm. This process is entirely driven by code refinement, generating input code to HLS tools, such as Vivado HLS and AOCL, from the same code base. To specify important abstractions for hardware design, we have introduced a set of basic primitives. Library developers can rely on these primitives to create domain-specific libraries. As an example, we have implemented an image processing library for synthesis to both Intel and Xilinx FPGAs. Finally, we have shown that our results are on par or even better in performance compared to state-of-the-art approaches.

## ACKNOWLEDGMENTS

This work is supported by the Federal Ministry of Education and Research (BMBF) as part of the Metacca, MetaDL, ProThOS, and REACT projects as well as the Intel Visual Computing Institute (IVCI) at Saarland University. It was also partially funded by the Deutsche Forschungsgemeinschaft (DFG, German Research Foundation) – project number 146371743 – TRR 89 “Invasive Computing”. Many thanks to our colleague Puya Amiri for his work on the pipeline support.

## REFERENCES

- [1] J. Bachrach *et al.*, “Chisel: Constructing hardware in a Scala embedded language”, in *Proc. of the 49th Annual Design Automation Conf. (DAC)*, IEEE, Jun. 3–7, 2012.
- [2] Y. Liu *et al.*, “A scala based framework for developing acceleration systems with FPGAs”, *Journal of Systems Architecture*, vol. 98, 2019.
- [3] J. Decaluwe, “MyHDL: A Python-based hardware description language”, *Linux Journal*, no. 127, 2004.
- [4] J. Cong *et al.*, “High-level synthesis for FPGAs: From prototyping to deployment”, *IEEE Trans. on Computer-Aided Design of Integrated Circuits and Systems (TCAD)*, vol. 30, no. 4, 2011.
- [5] J. Cong *et al.*, “Automated accelerator generation and optimization with composable, parallel and pipeline architecture”, in *Proc. of the 55th Annual Design Automation Conf. (DAC)*, ACM, Jun. 24–29, 2018.

- [6] Xilinx, *Vivado Design Suite user guide high-level synthesis UG902*, 2017.
- [7] Intel, *Intel FPGA SDK for OpenCL: Best practices guide*, 2017.
- [8] R. Leiða et al., “AnyDSL: A partial evaluation framework for programming high-performance libraries”, *Proc. of the ACM on Programming Languages (PACMPL)*, vol. 2, no. OOPSLA, Nov. 4–9, 2018.
- [9] L.-N. Pouchet et al., “Polyhedral-based data reuse optimization for configurable computing”, in *Proc. of the ACM/SIGDA international symposium on Field programmable gate arrays*, ACM, 2013.
- [10] R. Nane et al., “A survey and evaluation of FPGA high-level synthesis tools”, *IEEE Trans. on Computer-Aided Design of Integrated Circuits and Systems*, vol. 35, no. 10, 2015.
- [11] G. Martin and G. Smith, “High-level synthesis: Past, present, and future”, *IEEE Design & Test of Computers*, vol. 26, no. 4, 2009.
- [12] D. F. Bacon et al., “FPGA programming for the masses”, *Communications of the ACM*, vol. 56, no. 4, 2013.
- [13] S. A. Edwards, “The challenges of synthesizing hardware from C-like languages”, *IEEE Design & Test of Computers*, vol. 23, no. 5, 2006.
- [14] J. Sanguinetti, “A different view: Hardware synthesis from SystemC is a maturing technology”, *IEEE Design & Test of Computers*, vol. 23, no. 5, 2006.
- [15] D. Koepflinger et al., “Spatial: A language and compiler for application accelerators”, in *Proc. of the 39th ACM SIGPLAN Conf. on Programming Language Design and Implementation (PLDI)*, ACM, Jun. 18–22, 2018.
- [16] H. Eran et al., “Design patterns for code reuse in HLS packet processing pipelines”, in *27th Annual Int’l Symp. on Field-Programmable Custom Computing Machines (FCCM)*, IEEE, 2019.
- [17] J. S. da Silva et al., “Module-per-object: A human-driven methodology for C++-based high-level synthesis design”, in *27th Annual Int’l Symp. on Field-Programmable Custom Computing Machines (FCCM)*, IEEE, 2019.
- [18] D. Richmond et al., “Synthesizable higher-order functions for C++”, *Trans. on Computer-Aided Design of Integrated Circuits and Systems*, vol. 37, no. 11, 2018.
- [19] M. A. Özkan et al., “A highly efficient and comprehensive image processing library for C++-based high-level synthesis”, in *Proc. of the 4th Int’l Workshop on FPGAs for Software Programmers (FSP)*, VDE, 2017.
- [20] J. de Fine Licht et al., “Transformations of high-level synthesis codes for high-performance computing”, *The Computing Research Repository (CoRR)*, 2018. arXiv: 1805.08288 [cs.DC].
- [21] G. Ofenbeck et al., “Spiral in Scala: Towards the systematic construction of generators for performance libraries”, in *Proc. of the Int’l Conf. on Generative Programming: Concepts & Experiences (GPCE)*, ACM, Oct. 27–28, 2013.
- [22] P. Milder et al., “Computer generation of hardware for linear digital signal processing transforms”, *ACM Trans. on Design Automation of Electronic Systems (TODAES)*, vol. 17, no. 2, 2012.
- [23] J. Hegarty et al., “Darkroom: Compiling high-level image processing code into hardware pipelines”, *ACM Trans. on Graphics (TOG)*, vol. 33, no. 4, 2014.
- [24] J. Hegarty et al., “Rigel: Flexible multi-rate image processing hardware”, *ACM Trans. on Graphics (TOG)*, vol. 35, no. 4, 2016.
- [25] J. Pu et al., “Programming heterogeneous systems from an image processing DSL”, *ACM Trans. on Architecture and Code Optimization (TACO)*, vol. 14, no. 3, 2017.
- [26] J. Ragan-Kelley et al., “Halide: A language and compiler for optimizing parallelism, locality, and recomputation in image processing pipelines”, in *Proc. of the Conf. on Programming Language Design and Implementation (PLDI)*, ACM, Jun. 16–19, 2013.
- [27] O. Reiche et al., “Generating FPGA-based image processing accelerators with Hipacc”, in *Proc. of the Int’l Conf. on Computer Aided Design (ICCAD)*, IEEE, Nov. 13–16, 2017.
- [28] N. Chugh et al., “A DSL compiler for accelerating image processing pipelines on FPGAs”, in *Proc. of the Int’l Conf. on Parallel Architecture and Compilation Techniques (PACT)*, ACM, Sep. 11–15, 2016.
- [29] Y. Chi et al., “Soda: Stencil with optimized dataflow architecture”, in *2018 IEEE/ACM Int’l Conf. on Computer-Aided Design (ICCAD)*, IEEE, 2018.
- [30] R. Stewart et al., “A dataflow IR for memory efficient RIPL compilation to FPGAs”, in *Proc. of the Int’l Conf. on Algorithms and Architectures for Parallel Processing (ICA3PP)*, Springer, Dec. 14–16, 2016.
- [31] M. Kristien et al., “High-level synthesis of functional patterns with Lift”, in *Proc. of the 6th ACM SIGPLAN Int’l Workshop on Libraries, Languages and Compilers for Array Programming, ARRAY@PLDI 2019, Phoenix, AZ, USA, June 22, 2019.*, 2019.
- [32] R. Baghdadi et al., “Tiramisu: A polyhedral compiler for expressing fast and portable code”, in *Proc. of the IEEE/ACM Int’l Symp. on Code Generation and Optimization (CGO)*, IEEE, Feb. 16–20, 2019.
- [33] E. Del Sozzo et al., “A unified backend for targeting FPGAs from DSLs”, in *Proc. of the 29th Annual IEEE Int’l Conf. on Application-specific Systems, Architectures and Processors (ASAP)*, IEEE, Jul. 10–12, 2018.
- [34] R. Leiða et al., “Shallow embedding of DSLs via online partial evaluation”, in *Proc. of the Int’l Conf. on Generative Programming: Concepts & Experiences (GPCE)*, ACM, Oct. 26–27, 2015.
- [35] M. A. Özkan et al., “A journey into DSL design using generative programming: FPGA mapping of image border handling through refinement”, in *Proc. of the 5th Int’l Workshop on FPGAs for Software Programmers (FSP)*, VDE, 2018.
- [36] N. D. Jones et al., *Partial evaluation and automatic program generation*. Peter Sestoft, 1993.
- [37] Y. Futamura, “Parital computation of programs”, in *Proc. of the RIMS Symposia on Software Science and Engineering*, 1982.
- [38] C. Consel, “New insights into partial evaluation: The SCHISM experiment”, in *Proc. of the 2nd European Symp. on Programming (ESOP)*, Springer, Mar. 21–24, 1988.
- [39] M. Schmid et al., “Loop coarsening in C-based high-level synthesis”, in *Proc. of the 26th Annual IEEE Int’l Conf. on Application-specific Systems, Architectures and Processors (ASAP)*, IEEE, 2015.
- [40] M. A. Özkan et al., “Hardware design and analysis of efficient loop coarsening and border handling for image processing”, in *Proc. of the Int’l Conf. on Application-specific Systems, Architectures and Processors (ASAP)*, IEEE, Jul. 10–12, 2017.
- [41] G. Stitt et al., “Scalable window generation for the Intel Broadwell+Arria 10 and high-bandwidth FPGA systems”, in *Proc. of the ACM/SIGDA Int’l Symp. on Field-Programmable Gate Arrays (FPGA)*, ACM, Feb. 25–27, 2018.
- [42] Y.-k. Choi et al., “A quantitative analysis on microarchitectures of modern CPU-FPGA platforms”, in *Proc. of the 53rd Annual Design Automation Conf. (DAC)*, ACM, Jun. 5–9, 2016.
- [43] *Core evaluation license agreement*, version 2014.06, Xilinx, Inc., Jun. 2014. [Online]. Available: <https://www.xilinx.com/products/intellectual-property/license/core-evaluation-license-agreement.html>.
- [44] *Intel program license subscription agreement*, version Rev. 10/2009, Intel Corporation, Oct. 2009. [Online]. Available: [https://www.intel.com/content/www/us/en/programmable/downloads/software/license/lic-prog\\_lic.html](https://www.intel.com/content/www/us/en/programmable/downloads/software/license/lic-prog_lic.html).
- [45] M. A. Özkan et al., “FPGA-based accelerator design from a domain-specific language”, in *Proc. of the 26th Int’l Conf. on Field-Programmable Logic and Applications (FPL)*, IEEE, Aug. 29–Sep. 2, 2016.