
A SET OF DISTINCT FACIAL TRAITS LEARNED BY MACHINES IS NOT PREDICTIVE OF APPEARANCE BIAS IN THE WILD

A PREPRINT

Ryan Steed

Heinz College of Information Systems & Public Policy
Carnegie Mellon University
Pittsburgh, PA, USA
ryansteed@cmu.edu

Aylin Caliskan

Department of Computer Science
George Washington University
Washington, DC, USA
aylin@gwu.edu

July 18, 2022

ABSTRACT

We seek to determine whether state-of-the-art, black box face processing technology can learn to make biased trait judgments from human first impression biases. Using features extracted with FaceNet, a widely used face recognition framework, we train a transfer learning model on human subjects’ first impressions of personality traits in other faces as measured by Todorov et al. [2013]. We measure the extent to which this appearance bias can be embedded in state-of-the-art face recognition models and benchmark learning performance for subjective perceptions of personality traits from faces. In particular, we find that features extracted with FaceNet can be used to predict human appearance biases for deliberately manipulated faces but not for randomly generated faces scored by humans. Additionally, in contrast to prior work in social psychology, the model does not find a significant signal correlating politicians’ vote shares with perceived competence bias. With Local Interpretable Model-Agnostic Explanations (LIME), we provide several explanations for this discrepancy. Our results suggest that some signals of appearance bias documented in social psychology are not embedded by the machine learning techniques we investigate.

Keywords Appearance bias · Face recognition · Computer vision · Machine learning

1 Introduction

Researchers and the public have raised concerns about the use of face detection, face recognition, and other facial processing technology (FPT)¹ in applications such as police surveillance and job candidate screening due to its potential for bias and social harm [Deborah Raji et al., 2020, Buolamwini, 2018, Nagpal et al., 2019, Snow, 2018].² For example, HireVue’s automated recruiting technology uses candidate’s appearance and facial expression to judge their fitness for employment [Harwell, 2019], and the company 8 and Above uses video interviews to construct candidate “blueprints,” which include estimated personality traits such as openness, warmth, and enthusiasm [Raghavan et al., 2020]. If a surveillance or hiring algorithm learns subjective human biases from training data, it may systematically discriminate against individuals with certain facial features. We investigate whether industry-standard face recognition algorithms can learn to make biased, stereotypical trait judgments about faces based on human participants’ perception of personality traits from faces. Quick trait inferences should not affect important, deliberate decisions [Willis and Todorov, 2006], but unconscious appearance biases that occur during rapid data annotation may embed and amplify

¹Following Deborah Raji et al. [2020], we use the term facial processing technology (FPT) to refer to a broad class of applications that rely on representations of individual’s facial characteristics, including face detection, face analysis, and face recognition.

²In response to these results and major activist efforts, Amazon, Microsoft, and IBM recently placed temporary moratoriums on some FPT products for government surveillance [Hao, 2020].

appearance discrimination in machines. If off-the-shelf FPT can draw trait inferences about the faces they examine, then any application domain using FPT to make decisions is at risk of propagating harmful prejudices.

Because the predictions made by machine learning models depend on both the training data and the annotations used to label them, systematic biases in either source of data could result in biased predictions. For instance, a dataset on employment information designed to predict which job candidates will be successful in the future might contain data regarding mainly European American men. If such a dataset reflects historical injustices, it is likely to unfairly disadvantage African American job candidates. Moreover, annotators could introduce human bias to the dataset by labeling items according to their implicit biases. If annotators for a computer vision task are presented with a photo of two employees, they might label a woman as the employee and the man standing next to her as the employer or boss. Such embedded implicit or sociocultural bias leads to biased and potentially prejudiced outcomes in decision making systems. In computer vision, models used in face detection or self-driving cars have been proven biased against genders and races [Buolamwini and Gebru, 2018, Wilson et al., 2019].

Computer vision models embed racial or gender biases, but do they also embed other human biases, including first-impression appearance biases documented in social psychology [Todorov et al., 2013]? Some examples of racial and gender biases include gender classifications made by automated captioning systems and contextual cues used incorrectly by visual question answering systems [Hendricks et al., 2018, Zhao et al., 2017, Manjunatha et al., 2019]. These algorithms are actively used in video interview screening of job applicants [Escalante et al., 2017], self-driving cars [Geiger et al., 2012], surveillance [Ko, 2008], anomaly detection [Mahadevan et al., 2010], military unmanned autonomous vehicles [Nex and Remondino, 2014], and cancer detection [Bejnordi et al., 2017]. But while many biases are explicit and easily detected with error analysis, some “implicit” biases are consciously disavowed and are much more difficult to measure and counteract. Often, these biases take effect a split second after perception in human judgment. These biases are often quantified by implicit association tests [Greenwald et al., 1998, 2009].

In this study, we investigate whether biases formed during the first impression of a human face are embedded in face recognition models. Like implicit biases, “first impression” biases are split-second trait inferences drawn from other people’s facial structure and expression [Willis and Todorov, 2006, Todorov, 2017]. Todorov et al. [2005] characterize first impression bias as unreflective and sometimes unconscious. We consider six types of subjective personality trait inferences drawn from faces, each measured in controlled laboratory experiments [Willis and Todorov, 2006, Todorov et al., 2013]: attractiveness, competence, extroversion, dominance, likeability, and trustworthiness.³ In a rational world, these physiognomic stereotypes [Hassin and Trope, 2000], or appearance biases, may seem unlikely to influence deliberate decisions, but appearance biases have been shown to predict numerous external outcomes, including election results [Ballew and Todorov, 2007, Todorov et al., 2005], income [Hamermesh and Biddle, 1994], economic decisions [Rezlescu et al., 2012, van’t Wout and Sanfey, 2008], and military rank [Mueller and Mazur, 1996]. Notably, appearance bias is not known to be predictive of any objective measure of ability, performance, or personality [Todorov et al., 2005], and in fact they are often wrong [Zebrowitz et al., 1998, Keating et al., 1999, Mueller and Mazur, 1996].

Previous models have been built to predict appearance bias from faces [Yang and Glaser, 2017, Safra et al., 2020], but we seek to determine whether industry-standard face representations can be used to predict subjective, human trait inferences. First, we utilize a transfer learning method for extracting general-purpose face representations suitable for state-of-the-art face processing applications. Second, we train our model on computer-generated faces manipulated to display certain personality traits, including not only Caucasian but also Asian and Black faces.⁴ Third, we find that while our model is quite good at predicting perceived trait scores for faces produced by Todorov et al. [2013]’s computational model of appearance bias, it fails to consistently predict perceived trait scores for randomly generated faces. While it has been shown that the human perceptions of the competence of political candidates are correlated with election outcomes [Todorov et al., 2005, Ballew and Todorov, 2007], our model’s competence scores do not have the same predictive validity. Feature analysis suggests that generalized representations for face recognition are not suitable for learning these subjective biases.

1.1 Related Work

There is a wealth of literature measuring the stereotypes perpetuated by image classifiers and other machine learning models, from search results to automated captioning [Kay et al., 2015, Hendricks et al., 2018, Kleinberg et al., 2017]. Previous applications of unsupervised machine learning methods demonstrated the existence of social and cultural biases embedded in the statistical properties of language, but little research has been conducted with respect to the biases in transfer learning models for faces or people and even less attention has been paid to the intersection of machine

³These trait inferences are neither objective nor reified. We examine people’s subjective perception of personality traits in other face, which amount to biases and prejudices. Real-world outcomes associated with these subjective trait ratings are the result of social biases, not objective ability or personality.

⁴No ground-truth data was available for faces belonging to other racial categories.




Figure 1: Faces (center) manipulated to appear 3SD more (left) and 3SD less (right) trustworthy than the average face [Todorov et al., 2013].

learning and first appearance bias [Caliskan et al., 2017, Torralba and Efros, 2011]. Jacques Junior et al. [2018] review the use of computer vision to anticipate personality traits. Yang and Glaser [2017] use a novel long-short term memory (LSTM) approach to predict first impressions of the Big Five personality traits after 15 seconds of exposure to various facial expressions.

Most notably, Safra et al. [2020] also train a model on a subset of the computer generated faces produced by Todorov et al. [2013]. They learn to predict subjective trustworthiness ratings with facial action units, or facial configurations such as smiling and frowning, and use their model to analyze the evolution of trustworthiness in portraiture. The authors claim that their model can be used to predict trustworthiness for selfies and historical portraits, but the correlation between their model’s predictions and subjective ratings from human annotators in external datasets is low. We clarify their results with several modifications: first, we train on Black and Asian faces, in addition to Caucasian faces; second, we use transfer learning to obtain more generalized face representations; and third, we extract representations of the entire face to capture biases related to face structure and color, not just facial actions such as smiling and frowning.

There is a serious concern that face recognition and face modeling techniques may propagate cognitive and historical biases entrenched in human annotations and model design. Our study investigates part of this concern: we evaluate whether first impression appearance biases can be learned with off-the-shelf face processing technology. Can we observe the same biased effects in real-world datasets with a predictive model?

2 Dataset

To test whether first impression trait inferences can be learned from facial cues like the ones in Figure 1, we aggregate datasets of computer-generated faces developed to represent appearance bias in two psychological studies [Oosterhof and Todorov, 2008, Todorov et al., 2013]. With a series of experiments, [Todorov et al., 2013] argue that computational models are the best tools for identifying the source of first impressions of facial features. In each experiment, human participants are shown a face for less than a second and then asked to rate the degree to which it exhibits a given trait (trustworthiness, competence, etc.) on a 9-point scale. Each face has a neutral expression, is hairless and is centered on a black background. The faces were generated with FaceGen, which uses a database of laser-scanned male and female

human faces to create new, unique faces⁵. Together, these two sets provide a labeled benchmark for first impression, appearance-based evaluations of personality traits by human participants.

2.1 Randomly Generated Faces

The first dataset (300 RANDOM FACES) includes 300 computer-generated, emotionally-neutral Caucasian faces created with FaceGen [Fac] (Figure 1). Though the face structures are gender-neutral, participants tend to categorize bald faces as male [Todorov et al., 2013]. In this study, the authors asked 75 Princeton University undergraduates to judge each face from this dataset on attractiveness, competence, extroversion, dominance, likeability, and trustworthiness [Oosterhof and Todorov, 2008, Todorov et al., 2011]. Here, the ground-truth labels are the trait scores provided by the study participants.

2.2 Faces Manipulated Along Trait Dimensions

In the second dataset (MAXIMALLY DISTINCT FACES), Todorov et al. [2013] select 75 “maximally distinct” faces from a random sample of 1,000 randomly generated Caucasian, East Asian, and Black faces. Faces with maximally distinct perceived appearance bias were constructed as follows: using principal components analysis, the authors reduced the 3D FaceGen [Fac] polygonal model that represents each face to a 50-dimensional Euclidean vector space. Specifically, each component in the shape vector corresponds to a linear change in the positions of the vertices that structure the face [Oosterhof and Todorov, 2008]. Oosterhof and Todorov [2008] then find the best linear fit of the mean empirical trait judgments from 300 RANDOM FACES as a function of this shape vector. If $F \in \mathbb{R}^{50 \times 300}$ is a matrix of the shape vectors representing 300 RANDOM FACES with trustworthiness judgments $r \in \mathbb{R}^{300}$, then the optimal trustworthy vector is simply $t = F \cdot r$. Then a face with shape vector α can be manipulated to appear δ SD more trustworthy with the new vector $\alpha' = \alpha + \delta \cdot \hat{t}$, where \hat{t} is the normalized trustworthiness gradient vector. This method leverages the ground-truth subjective trait judgments to compute the optimal direction in which to alter the subjective trustworthiness - or another trait - of a randomly generated face in FaceGen.

Todorov et al. [2013] use this method to generate faces that vary along each trait dimension to produce a set of faces to elicit a trait inference -3, -2, -1, 0, 1, 2, and 3 SD from the mean - 175 variations in total for each of the 75 faces, resulting in a total 1,875 labelled faces for each trait (Figure 1). These manipulations are not necessarily related to facial expression [Oosterhof and Todorov, 2008]. Though the perturbations themselves are not psychologically meaningful and do not deliberately correspond to any particular facial features or expressions, these manipulations tend to produce faces that vary noticeably along the trait dimensions (Figure 1). Each face was presented to 15 different Princeton university students for subjective scoring on the same 9-point scale used in RANDOM FACES. These scores were validated for interrater reliability (using Cronbach’s α for all average trait ratings) and explained variance when regressed on the standard deviation scores targeted by the face-generation model; studies with human participants confirm that the manipulated faces do on average alter the subjective appearance of a given face by δ SD [Todorov et al., 2013]. Faces produced with the maximally distinct method are reliable indicators of human trait judgments.

Since validation scores are not available for all faces in the dataset, and the authors show that there is a high degree of correlation between the average human trait score and the target SD, we use the target SD scores as labels for training. So that the ground-truth labels for both RANDOM FACES and MAXIMALLY DISTINCT FACES are scaled identically, we convert the raw 9-point scale used for the RANDOM FACES labels to standard (z-) scores such that both sets of labels are measured in terms of standard deviation from the mean.

2.3 Real Faces

We also validate our model on a set of real (not computer-generated) faces. The POLITICIANS dataset includes the faces of U.S. Senate, House, and Gubernatorial candidates from 1995 to 2008, evaluated by human participants on the basis of apparent competence [Todorov et al., 2005]. Todorov et al. [2005] and Ballew and Todorov [2007] show that 1-second inferences of politicians’ competence based only on facial appearance are linearly related to their margin of victory. Participants were presented with the winner and runner-up of each election and asked to judge which person was more competent (without knowing the result), in binary and on the same 9-point scale used in 300 RANDOM FACES. Participants were more likely to choose the winner [Todorov et al., 2005, Ballew and Todorov, 2007]. Other trait judgments are also included in the dataset, but there is no significant effect for traits other than competence [Todorov et al., 2005].

⁵<https://facegen.com/>

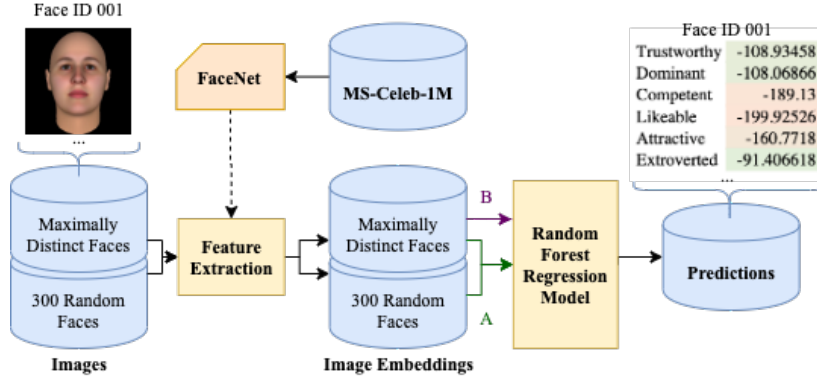


Figure 2: A transfer learning model trained on subjective trait scores. FaceNet, pre-trained on the MS-Celeb-1M benchmark dataset, extracts embeddings for each face. In **Experiment A**, a random forest regression model is trained on feature embeddings from the set of faces manipulated to be maximally distinct and the set of randomly generated faces with human scores. In **Experiment B**, the regression is trained only on the latter.

3 Approach

We construct a transfer learning model to leverage face representations extracted from a pre-trained, state-of-the-art face recognition model (Figure 2). First, according to the state-of-the-art, we crop and align every face with pose estimation to ensure the faces have similar size, shape, and rotation [Kazemi and Sullivan, 2014]. By cropping out the bald head, we also make the computer-generated images seem more gender-neutral. From the final layer of FaceNet, a popular open-source Inception-ResNet-V1 deep learning architecture, we extract a standard 128-dimensional feature vector from the pixels of each transformed image [Schroff et al., 2015]. For thousands of images, extraction takes minutes. Rather than train FaceNet from scratch, we utilize a model with weights pre-trained on the MS-Celeb-1M dataset, a common face recognition benchmark [Guo et al., 2016], downloaded from <https://github.com/davidsandberg/facenet>. MS-Celeb-1M contains 10 million images of one million celebrities and was one of the largest publicly available face recognition benchmark datasets, making it a popular choice for transfer learning face recognition models, before Microsoft took it down in 2019 [Pearson]. MS-Celeb-1M was reportedly used to train controversial mass surveillance algorithms in China [Murgia]. We chose it as a proxy for benchmark datasets commonly used in face processing systems at scale.

Pre-training the model for feature extraction allows us to replicate the feature processing used commonly in black box industry models. The FaceNet model (over 10 thousand stars on Github), and similar architectures such as OpenFace (over 13 thousand stars on Github), are used by software developers, researchers, and industry groups [Schroff et al., 2015, Amos et al., 2016]. After feature extraction, we train six random forest regression models⁶ to predict appearance bias for each of the six traits measured: attractiveness, competence, dominance, extroversion, likeability, and trustworthiness. The human participants’ trait scores, multiplied by 100 for readability, serve as the ground-truth labels. The random forest includes 100 weak learners with no maximum depth, a minimum split size of two, and mean-squared-error split criterion. Data and code used to produce the figures, tables, and pre-trained model (Figure 2) in this work are available at <https://github.com/ryansteed/learning-appearance-bias>.

4 Results

4.1 Experiments

Experiment A To test how well the random forest regression model learns appearance bias from the labeled faces, we shuffle the image embeddings extracted with FaceNet such that the 300 random faces and maximally distinct faces are mixed. The target labels are the original appearance bias measurements provided by human participants. Splitting the training data into 10 equal folds, we do the following for each fold: 1) train the regressor on the other 9 partitions; 2) record and plot appearance bias predictions for the current partition. Once all 10 partitions are processed, each image has a corresponding vector of predicted appearance bias scores, one for each trait measured. Table 1 displays

⁶We also tested an SVM model (with RBF kernel) and a logistic regression model (l2 penalty, $C = 1.0$). The SVM performed about 3 points worse in cross validation than the logistic regression or random forest models. We chose the random forest model because 1) with bootstrap aggregating and random feature selection it tends not to overfit Breiman [2001], and 2) parallelization for quicker execution.

goodness-of-fit and correlation statistics from the cross-validations for regressions on all six traits measured. For reference, Safra et al. [2020], who train a model on a subset of MAXIMALLY DISTINCT FACES to predict trustworthy ratings, report significant correlation coefficients of $\rho = 0.85$ for trustworthiness and $\rho = 0.86$ for dominance for cross-validation on a held-out test set of maximally distinct faces. In contrast, with 10-fold cross validation, we achieve significant correlation coefficients of $\rho = 0.98$ and $\rho = 0.99$, respectively. Likely, the higher accuracy is a result of our larger training set (Safra et al. [2020] train on only the Caucasian maximally distinct faces).

Notably, our approach learns appearance bias to a high degree of precision for the maximally distinct faces ($\rho = .99$), but the accuracy drops on when predicting human trait scores for randomly generated faces (Figure 3). The model performs poorly on randomly generated faces even when randomly generated faces are included in the training set, suggesting there is either no consistent signal in trait scores of random faces, that the signals are too complex to be learned by this model, or that the transfer learned face representations used for training do not contain useful information for predicting trait inferences. The former explanation seems unlikely; human participants tended to agree on trait scores for the random faces: the interrater reliability for RANDOM FACES was $\alpha = 0.84$, roughly the same as for MAXIMALLY DISTINCT FACES. In other words, human participants tended to predict the judgments of other human participants, so there is some signal to be modelled). For the remainder of the paper, we will explore the second two explanations for the low correlation between our model’s predictions and human appearance biases.

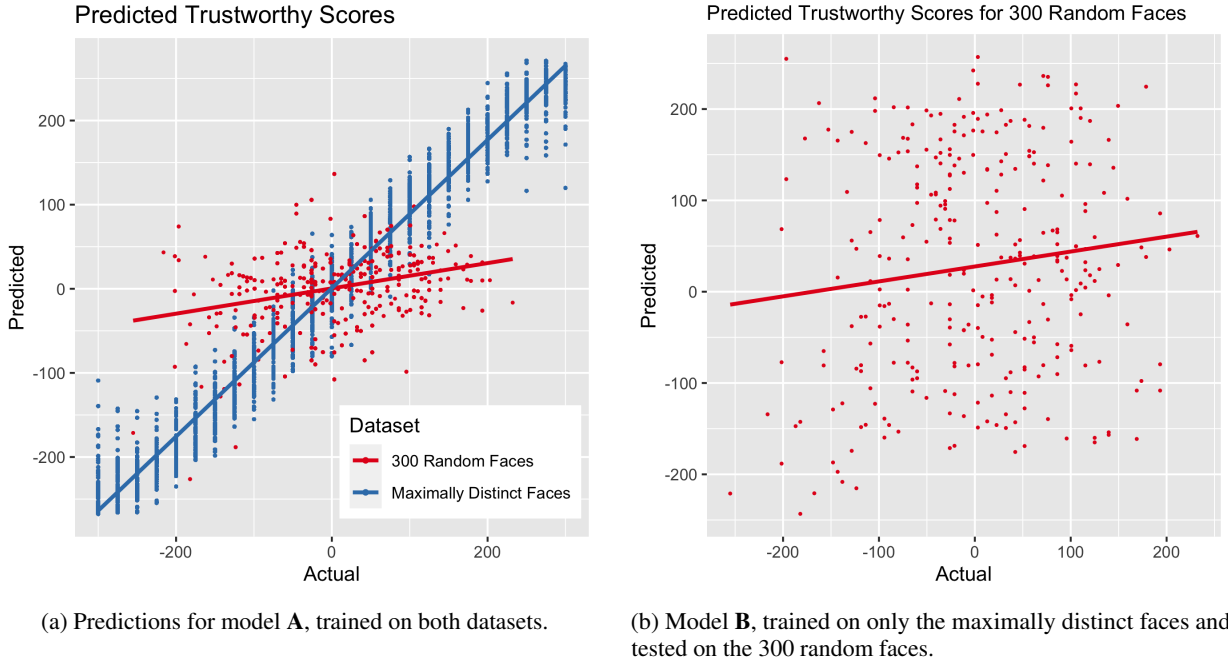


Figure 3: Fit line and scatter plot of actual “trustworthiness” impressions against 10-fold cross-validated predictions.

Experiment B To better assess our model’s performance and investigate the disparity in predictive performance on the maximally distinct faces and the randomly generated faces, we train the regression model on only the maximally distinct faces and test on only the randomly generated faces. Though a 10-fold cross validation of the maximally distinct model has an average explained variance of 97% and an average prediction correlation of 99%, prediction on the randomly generated faces is much less accurate than in Experiment A ($\bar{\rho} = .32$).⁷ Like the human participants, our model tends to agree more about judgments of deliberately manipulated faces than about judgments of randomly generated faces. Our approach learns subjective scores of appearance bias, generated in a controlled experiment, more accurately with respect to judgments of dominance than judgments of other traits, perhaps because dominance has been shown to be less correlated with facial cues than other traits [Willis and Todorov, 2006]. The standard deviation in dominance scores on the original 9-point scale is 1.14, much higher than the average 0.72 standard deviation for the other traits. For reference, Safra et al. [2020] report significant correlation coefficients of $\rho = 0.22$ for trustworthiness and $\rho = 0.16$ for dominance when validating on 4 external databases of real faces with human-annotated bias scores.

⁷For all traits, the error distributions are approximately normal.

Table 1: Correlation of actual and predicted appearance biases

#	Traits	Attractive	Competent	Dominant	Extroverted	Likeable	Trust
A	ρ	0.99	0.99	0.99	0.98	0.99	0.98
	p-value	$< 10^{-16}$	$< 10^{-16}$	$< 10^{-16}$	$< 10^{-16}$	$< 10^{-16}$	$< 10^{-16}$
	RMSE	30.3	33.3	27.6	36.6	33.4	35.9
B	ρ	0.30	0.29	0.72	0.25	0.17	0.13
	p-value	$< 10^{-6}$	$< 10^{-6}$	$< 10^{-16}$	$< 10^{-4}$	$< 10^{-2}$	0.028
	RMSE	134.2	152.2	141.0	105.9	134.5	144.8

Pearson’s correlation coefficient ρ and root mean square error (RMSE) for regression predictions. In Experiment **A**, a random forest regression is fitted on both sets of faces and predictions are produced by 10-fold cross validation; in **B**, the regression is fitted on maximally distinct faces and tested on randomly generated faces. P-values are from the correlation t-test of $H_0 : \rho = 0$.

Both our results and those of Safra et al. [2020] convey a drastic generalization gap, suggesting both models struggle to generalize to non-maximally distinct faces. That our model’s performance drops significantly for randomly generated faces suggests the generalization gap is not only due to the uncanny differences between computer-generated faces and real faces, but also due to overfitting on the particular feature dimensions manipulated to create the maximally distinct faces.

Experiment C Do these results hold if the problem of learning appearance bias is treated as a classification problem? We binarize the ground-truth trait judgments into “positive” and “negative” classes (e.g. “Trustworthy” and “Not Trustworthy”) and train a random forest classifier, instead of a random forest regressor, on the class-labeled face embeddings. Again, the model performs well when tested on maximally distinct faces, with 95% accuracy for the trustworthy trait in 10-fold cross-validation, but poorly when tested on random faces (46% accuracy). If the model is trained only on the random faces, it achieves a 10-fold cross-validation accuracy of only 43%. For both models, false negatives and false positives occur at roughly the same rate.

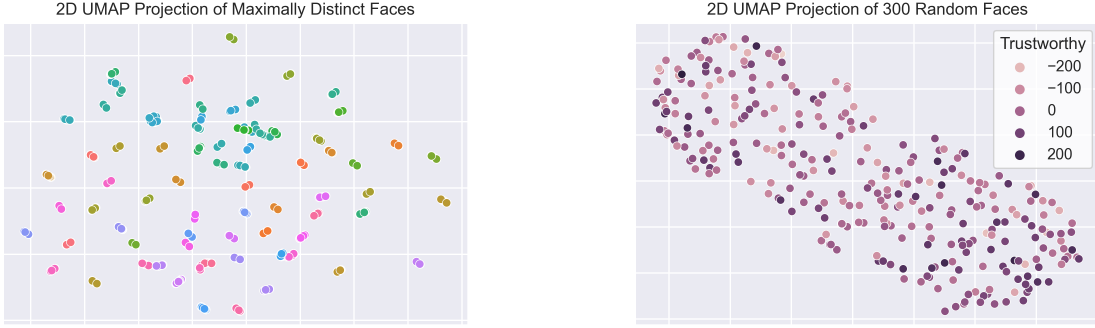
Experiment D Though the model performs no better than chance on the randomly generated faces, perhaps the bias judgments learned from the maximally distinct faces will predict bias in real, human faces. We train a model on the computer-generated MAXIMALLY DISTINCT FACES dataset to predict competence scores for the POLITICIANS faces. There is no significant correlation between the predicted competence scores and the competence scores collected from human participants, according to a Pearson’s product-moment correlation t-test. The RMSE for this model is 98.8, significantly higher than in Experiment B but much worse than in Experiment A.⁸ Further, Ballew and Todorov [2007] find that competency judgments predict 2006 Gubernatorial and Senator election winners at an average rate of 68.6% ($p < 0.008$) and 72.4% ($p < 0.016$) against chance, respectively, according to a 1-sample chi-square test of proportion. Our predicted competency judgments only predict winners at an average rate of 45.7% ($p = 0.61$) in Gubernatorial races and 67.9% ($p < 0.1$) in Senate races. For comparison, random chance would predict the correct winner 50% of the time. Neither result differs significantly from chance at more than 95% confidence. There is no significant correlation between predicted competence and vote difference ($p = 0.20$), but there is a slight correlation ($\rho = 0.21$, $p < 10^{-3}$) between the difference in predicted competence scores between two candidates in a race and the vote spread.

4.2 Feature Analysis

Why does our model perform well on the maximally distinct faces, but poorly in the wild? Equally poor performance on the computer-generated random faces (Experiment B) suggests that generalization from computer-generated faces to real faces is not the only challenge in learning appearance bias.

Face embeddings Though FaceNet embeddings clearly differentiate each individual face in the dataset, they are not designed to represent the facial features relevant to trait judgments. Using Uniform Manifold Approximation and Projection (UMAP), we cluster embeddings of both the MAXIMALLY DISTINCT FACES and the RANDOM FACES [McInnes et al., 2018] (Figure 4. Recall that the maximally distinct faces are created by manipulating 75 random faces into 175 different faces spread along a trait dimension. In 3-space, each maximally distinct face tends to be clustered with its manipulated siblings despite variation across the trait axis. Likewise, there is no pattern of trait clustering in the distribution of the random faces. Despite computer manipulation of trait appearances in the maximally distinct faces, an unsupervised projection of FaceNet embeddings emphasizes differences between individual faces, not differences in features that contribute to appearance biases.

⁸Again, the error distribution for competence predictions is approximately normal .

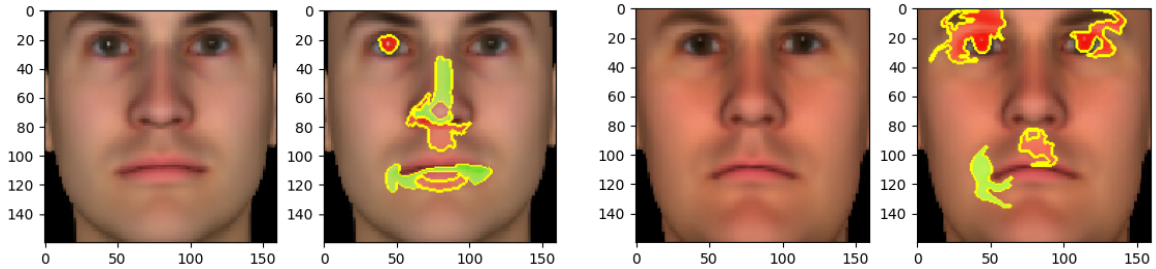


(a) Features from MAXIMALLY DISTINCT FACES, shaded by face identity.

(b) Features from 300 RANDOM FACES, shaded by perceived trustworthiness (in SD from the mean, multiplied by 100).

Figure 4: 2D UMAP projection of face features for both datasets with 15 features, minimum distance of 0.1, and 2 components.

Feature importance What facial features is our model using to make trait judgments? We generated Local Interpretable Model-Agnostic Explanations (LIME) for each face in RANDOM FACES and POLITICIANS [Ribeiro et al., 2016]. LIME approximates an interpretable model for the classification version of this problem (Experiment C) by perturbing the superpixels of a sample face and measuring the corresponding changes in our model’s output. Images are segmented into 300 superpixels with Simple Linear Iterative Clustering (SLIC) [Achanta et al., 2012]. We generate explanations in a neighborhood of 5,000 samples and 100,000 maximum features.



(a) Face with greatest prediction error.

(b) Face with least prediction error.

<i>Predicted threatening:</i>	-2.03SD	<i>Predicted threatening:</i>	+2.06SD
<i>Ground-truth threatening:</i>	+1.86SD	<i>Ground-truth threatening:</i>	+2.06SD

Figure 5: LIME explanations for predicted threatening judgments of randomly generated faces. The 10 most important superpixels are shaded. Green indicates agreement with the ultimate prediction; red indicates disagreement.

Figure 5 shows two example explanations for the greatest and least prediction errors in RANDOM FACES. For the entire set, the features which contribute most (positively or negatively) to the final prediction are consistently clustered around the eyes, brow, corners of the mouth, upper lip, and nose. Occasionally, particularly for lighter faces, features are scattered all across the face, but usually not in the background. These observations mostly hold for photos of real people, though the important features tend to take up a larger area due to segmentation differences and are more likely to include cheeks and chin (Figure 6). There does not appear to be any differences in allotment of feature importance between traits. This result may be surprising, but the models used to generate the maximally distinct training data do not explicitly manipulate particular facial features [Oosterhof and Todorov, 2008]. Further, the lack of variation in feature importance reinforces our conclusion that this model fails to learn meaningful representations of trait judgment out-of-sample.

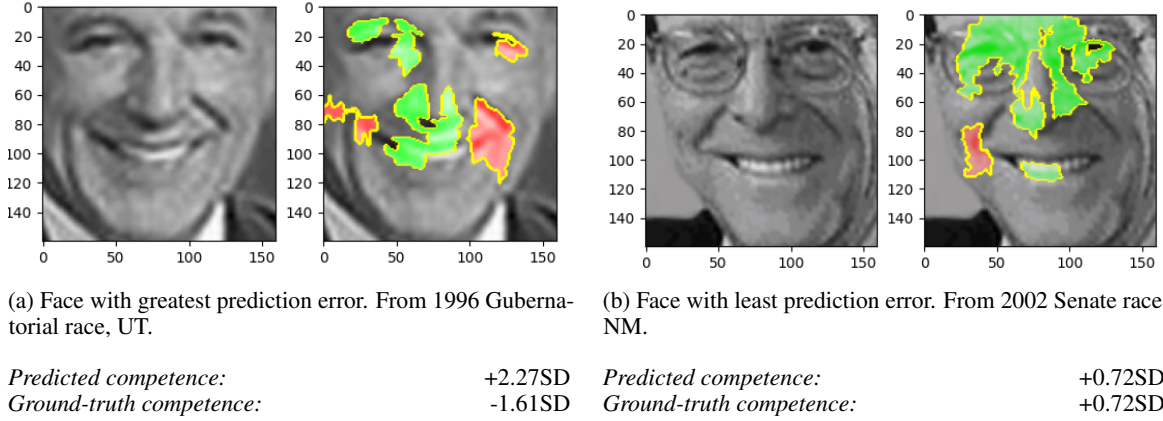


Figure 6: LIME explanations for predicted competence judgments of politician faces. The 10 most important superpixels are shaded. Green indicates agreement with the ultimate prediction; red indicates disagreement.

5 Discussion & Conclusions

Though our model can learn appearance bias from a small set of maximally distinct, computer manipulated faces, it fails to make similar trait judgments out-of-sample and does not exhibit the same biases in the wild as people do. This result casts doubt on the use of computationally manipulated features to learn appearance bias. With clustering and interpretability analyses, we identify two explanations for this phenomenon. First, there is insufficient overlap between state-of-the-art embeddings for face recognition and the features required to identify appearance biases in real and random faces. Second, the trait dimensions identified and manipulated by Todorov et al. [2013] to produce these maximally distinct faces clearly exhibit appearance biases, they are not sufficient for learning biases in real or even randomly generated faces. If, as Todorov et al. [2013] claim, “computational models are the best available tools for identifying the source of [trait] impressions,” then more research is needed to construct externally valid representations of appearance bias. Further, predictions from models trained on these maximally distinct features provide neither an objective measure of personality traits - they represent subjective biases - nor a good measure of subjective bias itself, as we show.

References

- Alexander Todorov, Ron Dotsch, Jenny M Porter, Nikolaas N Oosterhof, and Virginia B Falvello. Validation of Data-Driven Computational Models of Social Perception of Faces People instantly form impressions from facial. *Emotion*, 13(4):724–738, 2013. doi: 10.1037/a0032335.supp. URL http://tlab.princeton.edu/publication_files/TodorovDotschetalEmotion2013.pdf.
- Inioluwa Deborah Raji, Timnit Gebru, Margaret Mitchell, Joy Buolamwini, Joonseok Lee, and Emily Denton. Saving Face: Investigating the Ethical Concerns of Facial Recognition Auditing. 7, 2020. doi: 10.1145/3375627.3375820. URL <https://doi.org/10.1145/3375627.3375820>.
- Joy Buolamwini. Opinion: When the Robot Doesn’t See Dark Skin, 6 2018. URL <https://www.nytimes.com/2018/06/21/opinion/facial-analysis-technology-bias.html>.
- Shruti Nagpal, Maneet Singh, Richa Singh, and Mayank Vatsa. Deep Learning for Face Recognition: Pride or Prejudiced? 4 2019. URL <http://arxiv.org/abs/1904.01219>.
- Jacob Snow. Amazon’s Face Recognition Falsely Matched 28 Members of Congress With Mugshots, 7 2018. URL <https://www.aclu.org/blog/privacy-technology/surveillance-technologies/amazons-face-recognition-falsely-matched-28>.
- Karen Hao. The two-year fight to stop Amazon from selling face recognition to the police | MIT Technology Review, 6 2020. URL <https://www.technologyreview.com/2020/06/12/1003482/amazon-stopped-selling-police-face-recognition-fight/>.
- Drew Harwell. A face-scanning algorithm increasingly decides whether you deserve the job, 11 2019. URL <https://www.washingtonpost.com/technology/2019/10/22/ai-hiring-face-scanning-algorithm-increasingly-decides-whether-you-deserve-job/>.

- Manish Raghavan, Solon Barocas, Jon Kleinberg, and Karen Levy. Mitigating bias in algorithmic hiring: Evaluating claims and practices. In *FAT* 2020 - Proceedings of the 2020 Conference on Fairness, Accountability, and Transparency*, pages 469–481. Association for Computing Machinery, Inc, 1 2020. ISBN 9781450369367. doi: 10.1145/3351095.3372828. URL <https://doi.org/10.1145/3351095.3372828>.
- Janine Willis and Alexander Todorov. First Impressions. *Psychological Science*, 17(7):592–598, 7 2006. doi: 10.1111/j.1467-9280.2006.01750.x. URL <http://journals.sagepub.com/doi/10.1111/j.1467-9280.2006.01750.x>.
- Joy Buolamwini and Timnit Gebru. Gender Shades: Intersectional Accuracy Disparities in Commercial Gender Classification. In Sorelle A. Friedler and Christo Wilson, editors, *Proceedings of Machine Learning Research*, volume 81, pages 1–15. Conference on Fairness, Accountability, and Transparency, 2018. URL <http://proceedings.mlr.press/v81/buolamwini18a/buolamwini18a.pdf>.
- Benjamin Wilson, Judy Hoffman, and Jamie Morgenstern. Predictive Inequity in Object Detection. 2 2019. URL <http://arxiv.org/abs/1902.11097>.
- Lisa Anne Hendricks, Kaylee Burns, Kate Saenko, Trevor Darrell, and Anna Rohrbach. Women Also Snowboard: Overcoming Bias in Captioning Models. *CoRR*, 2018. doi: 10.1007/978-3-030-01219-9{_}47.
- Jieyu Zhao, Tianlu Wang, Mark Yatskar, Vicente Ordonez, and Kai Wei Chang. Men also like shopping: Reducing gender bias amplification using corpus-level constraints. In *EMNLP 2017 - Conference on Empirical Methods in Natural Language Processing, Proceedings*, pages 2979–2989. Association for Computational Linguistics (ACL), 2017. ISBN 9781945626838. doi: 10.18653/v1/d17-1323.
- Varun Manjunatha, Nirat Saini, and Larry Davis. Explicit Bias Discovery in Visual Question Answering Models. pages 9554–9563, 2 2019. doi: 10.1109/CVPR.2019.00979.
- Hugo Jair Escalante, Isabelle Guyon, Sergio Escalera, Julio Jacques, Meysam Madadi, Xavier Baro, Stephane Ayache, Evelyn Viegas, Yagmur Gucluturk, Umut Guclu, Marcel A.J. Van Gerven, and Rob Van Lier. Design of an explainable machine learning challenge for video interviews. In *Proceedings of the International Joint Conference on Neural Networks*, volume 2017-May, pages 3688–3695. Institute of Electrical and Electronics Engineers Inc., 6 2017. ISBN 9781509061815. doi: 10.1109/IJCNN.2017.7966320.
- Andreas Geiger, Philip Lenz, and Raquel Urtasun. Are we ready for autonomous driving? the KITTI vision benchmark suite. In *Proceedings of the IEEE Computer Society Conference on Computer Vision and Pattern Recognition*, pages 3354–3361, 2012. ISBN 9781467312264. doi: 10.1109/CVPR.2012.6248074.
- Teddy Ko. A survey on behavior analysis in video surveillance for homeland security applications. In *Proceedings - Applied Imagery Pattern Recognition Workshop*, 2008. ISBN 9781424431250. doi: 10.1109/AIPR.2008.4906450.
- Vijay Mahadevan, Weixin Li, Viral Bhalodia, and Nuno Vasconcelos. Anomaly detection in crowded scenes. In *Proceedings of the IEEE Computer Society Conference on Computer Vision and Pattern Recognition*, pages 1975–1981, 2010. ISBN 9781424469840. doi: 10.1109/CVPR.2010.5539872.
- Francesco Nex and Fabio Remondino. UAV for 3D mapping applications: A review, 2014. ISSN 1866928X.
- Babak Ehteshami Bejnordi, Mitko Veta, Paul Johannes Van Diest, Bram Van Ginneken, Nico Karssemeijer, Geert Litjens, Jeroen A.W.M. Van Der Laak, Meyke Hermesen, Quirine F. Manson, Maschenka Balkenhol, Oscar Geessink, Nikolaos Stathonikos, Marcory C.R.F. Van Dijk, Peter Bult, Francisco Beca, Andrew H. Beck, Dayong Wang, Aditya Khosla, Rishab Gargeya, Humayun Irshad, Aoxiao Zhong, Qi Dou, Quanzheng Li, Hao Chen, Huang Jing Lin, Pheng Ann Heng, Christian Haß, Elia Bruni, Quincy Wong, Ugur Halici, Mustafa Ümit Öner, Rengul Cetin-Atalay, Matt Berseth, Vitali Khvatkov, Alexei Vylegzhanin, Oren Kraus, Muhammad Shaban, Nasir Rajpoot, Ruqayya Awan, Korsuk Sirinukunwattana, Talha Qaiser, Yee Wah Tsang, David Tellez, Jonas Annuscheit, Peter Hufnagl, Mira Valkonen, Kimmo Kartasalo, Leena Latonen, Pekka Ruusuvaori, Kaisa Liimatainen, Shadi Albarqouni, Bharti Mungal, Ami George, Stefanie Demirci, Nassir Navab, Seiryō Watanabe, Shigeto Seno, Yoichi Takenaka, Hideo Matsuda, Hady Ahmady Phoulady, Vassili Kovalev, Alexander Kalinovsky, Vitali Liauchuk, Gloria Bueno, M. Milagro Fernandez-Carrobles, Ismael Serrano, Oscar Deniz, Daniel Racocanu, and Rui Venâncio. Diagnostic assessment of deep learning algorithms for detection of lymph node metastases in women with breast cancer. *JAMA - Journal of the American Medical Association*, 318(22):2199–2210, 12 2017. ISSN 15383598. doi: 10.1001/jama.2017.14585.
- A G Greenwald, D E McGhee, and J L Schwartz. Measuring Individual Differences in Implicit Cognition: The Implicit Association Test. *Journal of Personality and Social Psychology*, 74(6):1464–80, 6 1998. URL <http://www.ncbi.nlm.nih.gov/pubmed/9654756>.
- Anthony G Greenwald, T Andrew Poehlman, Eric Luis Uhlmann, and Mahzarin R Banaji. Understanding and using the Implicit Association Test: III. Meta-analysis of predictive validity. *Journal of personality and social psychology*, 97(1):17, 2009.

- Alexandar Todorov. *Face Value: The Irresistible Influence of First Impressions*. Princeton University Press, Princeton, 2017. ISBN 9780691167497.
- Alexander Todorov, Anesu N. Mandisodza, Amir Goren, and Crystal C. Hall. Inferences of competence from faces predict election outcomes. *Science*, 308(5728):1623–1626, 2005. ISSN 00368075. doi: 10.1126/science.1110589.
- Ran Hassin and Yaacov Trope. Facing faces: Studies on the cognitive aspects of physiognomy. *Journal of Personality and Social Psychology*, 78(5):837–852, 2000. ISSN 00223514. doi: 10.1037/0022-3514.78.5.837.
- Charles C. Ballew and Alexander Todorov. Predicting political elections from rapid and unreflective face judgments. *Proceedings of the National Academy of Sciences of the United States of America*, 104(46):17948–17953, 11 2007. ISSN 00278424. doi: 10.1073/pnas.0705435104. URL www.pnas.org/cgi/doi/10.1073/pnas.0705435104.
- Daniel S Hamermesh and Jeff E Biddle. Beauty and the Labor Market. *The American Economic Review*, 84(5): 1174–1194, 1994. ISSN 00028282. URL <http://www.jstor.org/stable/2117767>.
- Constantin Rezlescu, Brad Duchaine, Christopher Y. Olivola, and Nick Chater. Unfakeable facial configurations affect strategic choices in trust games with or without information about past behavior. *PLoS ONE*, 7(3), 3 2012. ISSN 19326203. doi: 10.1371/journal.pone.0034293. URL <https://pubmed.ncbi.nlm.nih.gov/22470553/>.
- M. van’t Wout and A. G. Sanfey. Friend or foe: The effect of implicit trustworthiness judgments in social decision-making. *Cognition*, 108(3):796–803, 9 2008. ISSN 00100277. doi: 10.1016/j.cognition.2008.07.002. URL <https://pubmed.ncbi.nlm.nih.gov/18721917/>.
- Ulrich Mueller and Allan Mazur. Facial Dominance of West Point Cadets as a Predictor of Later Military Rank*. *Social Forces*, 74(3):823–850, 3 1996. ISSN 0037-7732. doi: 10.1093/sf/74.3.823. URL <https://doi.org/10.1093/sf/74.3.823>.
- L. A. Zebrowitz, C. Andreoletti, M. A. Collins, S. Y. Lee, and J. Blumenthal. Bright, bad, babyfaced boys: appearance stereotypes do not always yield self-fulfilling prophecy effects. *Journal of personality and social psychology*, 75(5): 1300–1320, 1998. ISSN 00223514. doi: 10.1037/0022-3514.75.5.1300. URL [/record/1998-11403-014](http://record/1998-11403-014).
- Caroline F. Keating, David Randall, and Timothy Kendrick. Presidential physiognomies: Altered images, altered perceptions. *Political Psychology*, 20(3):593–610, 1999. ISSN 0162895X. doi: 10.1111/0162-895X.00158. URL [/record/1999-11324-006](http://record/1999-11324-006).
- Karen Yang and Noa Glaser. Prediction of Personality First Impressions With Deep Bimodal LSTM. Technical report, arXiv, 2017. URL <http://cs231n.stanford.edu/reports/2017/pdfs/713.pdf>.
- Lou Safra, Coralie Chevallier, Julie Grèzes, and Nicolas Baumard. Tracking historical changes in trustworthiness using machine learning analyses of facial cues in paintings. *Nature Communications*, 11(1):4728, 12 2020. ISSN 2041-1723. doi: 10.1038/s41467-020-18566-7. URL <http://www.nature.com/articles/s41467-020-18566-7>.
- Matthew Kay, Cynthia Matuszek, and Sean A. Munson. Unequal Representation and Gender Stereotypes in Image Search Results for Occupations. In *Proceedings of the 33rd Annual ACM Conference on Human Factors in Computing Systems - CHI ’15*, pages 3819–3828, New York, New York, USA, 2015. ACM Press. ISBN 9781450331456. doi: 10.1145/2702123.2702520. URL <http://dl.acm.org/citation.cfm?doid=2702123.2702520>.
- Jon Kleinberg, Himabindu Lakkaraju, Jure Leskovec, Jens Ludwig, and Sendhil Mullainathan. Human Decisions and Machine Predictions. Technical Report 23180, National Bureau of Economic Research, 2 2017. URL <http://www.nber.org/papers/w23180>.
- Aylin Caliskan, Joanna J Bryson, and Arvind Narayanan. Semantics Derived Automatically from Language Corpora Contain Human-like Biases. Technical Report 6334, Science, 2017. URL <https://science.sciencemag.org/content/356/6334/183/tab-pdf>.
- Antonio Torralba and Alexei A Efros. Unbiased Look at Dataset Bias. Technical report, CVPR, 2011.
- Julio C.S. Jacques Junior, Carlos Andujar, Xavier BaróBar, Hugo Jair Escalante, Isabelle Guyon, Marcel A J van Gerven, Rob van Lier, Sergio Escalera, and Hugo Jair Escalante is. First Impressions: A Survey on Vision-based Apparent Personality Trait Analysis. Technical report, arXiv, 2018. URL <https://www.theguardian.com/technology/2017/apr/13/>.
- Nikolaas N Oosterhof and Alexander Todorov. The functional basis of face evaluation. Technical report, 2008. URL www.pnas.org/cgi/doi/10.1073/pnas.0805664105.
- FaceGen - 3D Human Faces. URL <https://facegen.com/>.
- Alexander Todorov, Ron Dotsch, Daniel H. J. Wigboldus, and Chris P. Said. Data-driven Methods for Modeling Social Perception. *Social and Personality Psychology Compass*, 5(10):775–791, 10 2011. ISSN 17519004. doi: 10.1111/j.1751-9004.2011.00389.x. URL <http://doi.wiley.com/10.1111/j.1751-9004.2011.00389.x>.

- Vahid Kazemi and Josephine Sullivan. One millisecond face alignment with an ensemble of regression trees. In *Proceedings of the IEEE conference on computer vision and pattern recognition*, pages 1867–1874, 2014.
- Florian Schroff, Dmitry Kalenichenko, and James Philbin. FaceNet: A Unified Embedding for Face Recognition and Clustering. In *IEEE CVPR*, pages 815–823, 6 2015. doi: 10.1109/CVPR.2015.7298682. URL <http://arxiv.org/abs/1503.03832>.
- Yandong Guo, Lei Zhang, Yuxiao Hu, Xiaodong He, and Jianfeng Gao. MS-Celeb-1M: A Dataset and Benchmark for Large-Scale Face Recognition. *Lecture Notes in Computer Science (including subseries Lecture Notes in Artificial Intelligence and Lecture Notes in Bioinformatics)*, 9907 LNCS:87–102, 7 2016. URL <http://arxiv.org/abs/1607.08221>.
- Jordan Pearson. Microsoft Deleted a Massive Facial Recognition Database, But It's Not Dead. URL https://www.vice.com/en_us/article/a3x4mp/microsoft-deleted-a-facial-recognition-database-but-its-not-dead.
- Madhumita Murgia. Who's using your face? The ugly truth about facial recognition | Financial Times. URL <https://www.ft.com/content/cf19b956-60a2-11e9-b285-3acd5d43599e>.
- Brandon Amos, Bartosz Ludwiczuk, and Mahadev Satyanarayanan. OpenFace: A general-purpose face recognition library with mobile applications. Technical report, 2016. URL <http://cmusatyalab.github.io/openface/>.
- Leo Breiman. Random forests. *Machine learning*, 45(1):5–32, 2001.
- Leland McInnes, John Healy, and James Melville. UMAP: Uniform Manifold Approximation and Projection for Dimension Reduction. 2 2018. URL <http://arxiv.org/abs/1802.03426>.
- Marco Tulio Ribeiro, Sameer Singh, and Carlos Guestrin. "Why should i trust you?" Explaining the predictions of any classifier. In *Proceedings of the ACM SIGKDD International Conference on Knowledge Discovery and Data Mining*, volume 13-17-August-2016, pages 1135–1144, New York, NY, USA, 8 2016. Association for Computing Machinery. ISBN 9781450342322. doi: 10.1145/2939672.2939778. URL <https://dl.acm.org/doi/10.1145/2939672.2939778>.
- Radhakrishna Achanta, Appu Shaji, Kevin Smith, Aurelien Lucchi, Pascal Fua, and Sabine Süsstrunk. SLIC superpixels compared to state-of-the-art superpixel methods. *IEEE Transactions on Pattern Analysis and Machine Intelligence*, 34(11):2274–2281, 2012. ISSN 01628828. doi: 10.1109/TPAMI.2012.120.