

SAMPLING AND UPDATE FREQUENCIES IN PROXIMAL VARIANCE REDUCED STOCHASTIC GRADIENT METHODS

MARTIN MORIN* AND PONTUS GISELSSON*

Abstract. Variance reduced stochastic gradient methods have gained popularity in recent times. Several variants exist with different strategies for the storing and sampling of gradients. In this work we focus on the analysis of the interaction of these two aspects. We present and analyze a general proximal variance reduced gradient method under strong convexity assumptions. Special cases of the algorithm include SAGA, L-SVRG and their proximal variants. Our analysis sheds light on epoch-length selection and the need to balance the convergence of the iterates and how often gradients are stored. The analysis improves on other convergence rates found in literature and produces a new and faster converging sampling strategy for SAGA. Problem instances for which the predicted rates are the same as the practical rates are presented together with problems based on real world data.

Key words. SAGA, L-SVRG, Variance Reduced, Stochastic Gradient, Sampling, Epoch Length

AMS subject classifications. Primary 65K05; Secondary 90C06, 90C25, 90C30, 68Q25

1. Introduction.

We consider the problem

$$(1.1) \quad \min_{x \in \mathbb{R}^N} g(x) + F(x),$$

where F is of finite sum form

$$F(x) = \frac{1}{n} \sum_{i=1}^n f_i(x)$$

and $g : \mathbb{R}^N \rightarrow \mathbb{R} \cup \{\infty\}$ is convex and each $f_i : \mathbb{R}^N \rightarrow \mathbb{R}$ is convex and differentiable. Problems of this form are common in supervised learning and appear in empirical risk minimization, classification, and regression. In these scenarios, x is the parameters of the model that is trained and $f_i(x)$ is the risk/error associated with the i th data point given the model produced by x . The function g is a regularizer used to encourage and/or enforce certain properties of the model such as sparsity.

In modern problems with large datasets, n is typically too large for the full gradient of $\frac{1}{n} \sum_{i=1}^n f_i(x)$ to be used in an iterative minimization algorithm. Stochastic gradient (SG) methods that only evaluate a random subset of $\{\nabla f_i\}_{i=1}^n$ at each iteration have for this reason become the methods of choice in this setting [20, 2]. A family of SG methods that have gathered much attention lately due to their improved convergence properties are *variance reduced* SG methods, see [11, 8, 5, 25, 22, 9, 14, 10]. All variance reduced methods have a memory over previously evaluated gradients and use them to form a better estimate of $\frac{1}{n} \sum_{i=1}^n \nabla f_i(x)$ than a single ∇f_i could give. Although other differences exist, the main difference within the class of (unbiased) variance reduced methods is how this memory is updated. This work will focus on the effect of the frequency of the memory update and on the sampling of the stochastic gradient, i.e. with what probability each ∇f_i is sampled.

The majority of research into the effects of sampling strategies in randomized gradient methods has been for coordinate gradient (CG) methods. Instead of randomly selecting one function from a finite sum, CG methods select a random set of coordinates of the gradient and update only those. A sampling proportional to a power of

*Dept. Automatic Control, Lund University, Lund, Sweden (martin.morin@control.lth.se, pontus.giselsson@control.lth.se).

the coordinate-wise gradient Lipschitz constant was used in [13]. These requirements have been relaxed ever since. In [18], an arbitrary distribution is allowed and [27] argue that the optimal distribution should be proportional to the coordinate-wise gradient at the current iterate. Beyond that, [17, 24, 4, 16, 19] presents approaches that allow for a combination of randomized mini-batching and arbitrary sampling.

In the realm of stochastic gradient and its variance reduced variants, importance sampling is not as developed. Variants of importance sampling for Kaczmarz algorithm and ordinary stochastic gradient are treated in [23, 12]. For variance reduced methods, [25] allows for importance sampling in a SVRG setting while [21] analyzes SAGA under importance sampling. The results for SAGA are further improved and generalized in [6] and later [15] to include arbitrary randomized mini-batching with importance sampling.

In this paper, we introduce a general variance reduced algorithm and analyze it in the smooth strongly convex regime. The algorithm allows for importance sampling and have, among others, SAGA [5] and L-SVRG [10] as special cases. We prove linear convergence of the algorithm by separately upper bounding the distance of the iterates and the stored gradients to their respective optima. Note that sub-linear convergence can be proven under weaker assumptions than the ones in this paper. However, the restriction to the smooth and strongly convex setting is made to examine affect of the algorithm parameters on the linear rates.

The separability into primal (iterates) and dual (stored gradients) convergence provides two limits on the convergence rate and we analyze the trade-off between them. For SAGA, where primal and dual updates are coupled, this trade-off is crucial for designing samplings and we provide a new sampling strategy that improves the known rates for SAGA. For algorithms like L-SVRG, where the memory update is independent of the sampling, the analysis allows us to determine whether we are primal or dual limited and select expected epoch length accordingly. Our new rates improve on the previously known for L-SVRG. To the authors' knowledge, no results are available in literature that connect the choice of sampling with the updates of the stored gradients.

The algorithm in this paper has similarities to the algorithms analyzed in [7] and [26]. The difference between our algorithm and the memorization algorithms in [7] is that the latter lack a proximal term and has some further restrictions the the memory update. The extra freedom in our algorithm allows for, among other things, importance sampling in SAGA. Importance sampling is not supported by the algorithm in [26] either. It is also applied to a larger class of monotone inclusion problems so the analysis is more conservative with smaller step-sizes and slower rates as a consequence.

1.1. Outline. The algorithm is presented in [section 3](#) and the main convergence results can be found in [section 4](#). In [section 5](#) the results are applied to SAGA and L-SVRG, yielding samplings and epoch length selections with improved rates. Numerical examples that demonstrate the accuracy of the predicted rates and examine the derived parameter choices are found in [section 6](#).

2. Definitions and Assumptions. All functions and variables take values in some finite dimensional real space \mathbb{R}^d . Let $\langle \cdot, \cdot \rangle$ denote the standard inner product and $\|\cdot\|$ the induced (Euclidean) norm in the given space. The expected value conditioned on the filtration \mathcal{F} is given by $\mathbb{E}[\cdot|\mathcal{F}]$. The probability of a discrete random variable taking value i is $P(\cdot = i)$. We define $\mathbf{1}_X = 1$ if the predicate X is true, otherwise $\mathbf{1}_X = 0$.

A convex function $f : \mathbb{R}^d \rightarrow \mathbb{R}$ is L -smooth with $L > 0$ if it is differentiable and the gradient is $\frac{1}{L}$ -cocoercive, i.e.

$$\langle \nabla f(x) - \nabla f(y), x - y \rangle \geq \frac{1}{L} \|\nabla f(x) - \nabla f(y)\|^2, \quad \forall x, y \in \text{dom } f.$$

Note that the definition of smoothness implies L -Lipschitz continuity of the gradient ∇f . In fact, for convex f , they are equivalent [1, Corollary 18.17].

A proper function $f : \mathbb{R}^n \rightarrow \mathbb{R} \cup \{\infty\}$ is μ -strongly convex with $\mu > 0$ if $f - \frac{\mu}{2} \|\cdot\|^2$ is convex. The subdifferential of a μ -strongly convex function is μ -strongly monotone [1, Example 22.4], i.e.

$$\langle u - v, x - y \rangle \geq \mu \|x - y\|^2$$

holds $\forall x, y \in \text{dom } f$ and $\forall u \in \partial f(x), \forall v \in \partial f(y)$. A closed, proper and strongly convex function has a unique minimum [1, Corollary 11.17].

The proximal operator of a closed, convex and proper function $g : \mathbb{R}^d \rightarrow \mathbb{R} \cup \{\infty\}$ is defined as

$$\text{prox}_g(z) = \underset{x}{\text{argmin}} g(x) + \frac{1}{2} \|x - z\|^2.$$

Due to strong convexity of $g + \frac{1}{2} \|\cdot - z\|^2$, the minimum exist and is unique. Furthermore, the operator prox_g is non-expansive, i.e. Lipschitz continuous with constant 1 [1, Proposition 12.28].

The main assumption on problem (1.1) is the following.

ASSUMPTION 2.1 (Problem Properties). *The function $g : \mathbb{R}^N \rightarrow \mathbb{R} \cup \{\infty\}$ is closed, convex and proper. The function $f_i : \mathbb{R}^N \rightarrow \mathbb{R}$ is convex, differentiable and L_i -smooth for all $i \in \{1, \dots, n\}$. The function $F : \mathbb{R}^N \rightarrow \mathbb{R}$ is convex, differentiable and L -smooth with $L \leq \frac{1}{n} \sum_{i=1}^n L_i$. Furthermore, F is assumed to be μ -strongly convex and thereby is $g + F$ a closed, proper, μ -strongly convex function.*

A direct consequence of $g + F$ being closed, proper and strongly convex is the existence and uniqueness of a solution to (1.1). Let the solution be x^* .

A Lipschitz distribution or Lipschitz sampling is a probability distribution on $i \in \{1, \dots, n\}$ proportional to the Lipschitz constants L_i of ∇f_i in (1.1).

3. Algorithm. The considered proximal variance reduced stochastic gradient (PVRSG) method can be found in Algorithm 3.1. The primal variables, x^k , are updated with a stochastic approximation of the standard proximal gradient (PG) step. The closer each dual variable y_i^k is to the true gradient $\nabla f_i(x^k)$, the better the approximation is. To bring the dual variables close to the true gradients, a selection of the dual variables are updated with the current gradients. The more often this is done, the closer the dual variable will be to the true gradient. We quantify the frequency of the dual updates with the expected update frequency, or in short update frequency, of each dual variable.

DEFINITION 3.1 (Expected Update Frequency). *Let U_i^k be given by the sampling in the dual update of Algorithm 3.1. The expected update frequency of the i th dual variable is*

$$\eta_i = \mathbb{E}[U_i^k | \mathcal{F}^k]$$

where the filtration $\mathcal{F}^k = \cup_{i=1}^k \mathcal{X}^i$ and the state $\mathcal{X}^k = \{x^k, y^k, I^{k-1}, U^{k-1}\}$.

Algorithm 3.1 PVRSG - Proximal Variance Reduced Stochastic Gradient

Given the function g , the functions f_1, \dots, f_n , initial primal and dual points, x^0 and y_1^0, \dots, y_n^0 , iteratively perform the following primal and dual updates.

Primal Update: Independently sample I^k from $\{1, \dots, n\}$ with $P(I^k = i) = p_i$

$$z^{k+1} = x^k - \frac{\lambda}{n} \left(\frac{1}{p_{I^k}} (\nabla f_{I^k}(x^k) - y_{I^k}^k) + \sum_{i=1}^n y_i^k \right)$$

$$x^{k+1} = \text{prox}_{\lambda g}(z^{k+1}).$$

Dual Update: Sample U_i^k from $\{0, 1\}$,

$$y_i^{k+1} = y_i^k + U_i^k (\nabla f_i(x^k) - y_i^k), \quad \forall i \in \{1, \dots, n\}.$$

The algorithm parameters satisfy the following: the step-size $\lambda > 0$, the primal sampling probabilities $p_i > 0$ for all $i \in \{1, \dots, n\}$, and the dual sampling of U_i^k depend only on I^k and other U_j^k , $j \neq i$. Further, the dual sampling is such that the expected update frequency $\eta_i > 0$ for all i , see [Definition 3.1](#)

By the nature of the dual update, the dual variables need not have been evaluated in the same point. It is then possible that the approximate full gradient is not a true gradient, i.e. there is no \hat{x} such that $\frac{1}{n} \sum_{i=1}^n y_i^k = \nabla F(\hat{x})$. An improved analysis can be made if there always exists a \hat{x} such that equality hold, leading to the following assumption.

ASSUMPTION 3.1 (Coherent Dual Update). *For all $i \in \{1, \dots, n\}$, the dual variables satisfy $y_i^0 = \nabla f_i(\hat{x})$ for some \hat{x} and*

$$U_i^k = 1 \Leftrightarrow U_j^k = 1, \quad \forall k \geq 0, \forall (i, j) \in \{1, \dots, n\}^2.$$

Different dual samplings generate different instances of [Algorithm 3.1](#). The two main algorithms of relevance are SAGA [5] and L-SVRG [10]. Two more special cases are introduced to examine the effects of [Assumption 3.1](#) and the expected update frequency η_i .

SAGA. The idea behind SAGA is to evaluate only one gradient each iteration and to always save it, i.e. $U_i^k = \mathbf{1}_{i=I^k}$. The dual update can be more traditionally written as

$$y_i^{k+1} = \begin{cases} \nabla f_i(x^k) & \text{if } I^k = i \\ y_i^k & \text{otherwise} \end{cases}, \quad \forall i \in \{1, \dots, n\}.$$

The expected update frequency $\eta_i = p_i$.

L-SVRG (Loopless-SVRG). L-SVRG is inspired by SVRG [8] in the sense that either are all dual variables updated or none. However, the update is based on a weighted coin toss instead of being performed periodically. The dual sampling is $U_i^k = \mathbf{1}_{Q < q}$, i.e.

$$y_i^{k+1} = \begin{cases} \nabla f_i(x^k) & \text{if } Q \leq q \\ y_i^k & \text{otherwise} \end{cases}, \quad \forall i \in \{1, \dots, n\}$$

where $0 < q \leq 1$ and Q is independently and uniformly sampled from $[0, 1]$. The expected update frequency $\eta_i = q$ and [Assumption 3.1](#) is satisfied if the dual variables are initialized in the same point, $\exists \hat{x}$ s.t. $y_i^0 = \nabla f_i(\hat{x})$ for all i .

IL-SVRG (Incoherent Loopless-SVRG). We purposefully break the coherent dual assumption, [Assumption 3.1](#), in L-SVRG by independently updating each dual variable. The dual sampling becomes $U_i^k = \mathbf{1}_{Q_i < q}$ where $0 < q \leq 1$ and Q_i is independently and uniformly sampled from $[0, 1]$ for all $i \in \{1, \dots, n\}$. The expected update frequency $\eta_i = q$.

q-SAGA. In q-SAGA [\[7\]](#), each iteration $q \leq n$ indices are sampled uniformly and independently from $\{1, \dots, n\}$ and the corresponding dual variables are updated. The dual sampling is $U_i^k = \mathbf{1}_{i \in J_q}$, where J_q is the set of sampled indices, which yields $\eta_i = q/n$. The samples can be drawn with or without replacement, we choose to sample with replacement.

4. Convergence Analysis. [Algorithm 3.1](#) is analyzed under [Assumption 2.1](#) and we prove its linear convergence in [Theorem 4.7](#). In [Theorem 4.8](#) we add [Assumption 3.1](#) to achieve a faster linear convergence. Our rates improve on the known rates for the special cases presented in [section 3](#). Before moving forward with the analysis, we introduce the following definitions.

DEFINITION 4.1. Let x^* be the solution to [\(1.1\)](#) and $y_i^* = \nabla f_i(x^*)$. With $y = (y_1, \dots, y_n)$ where $y_i \in \mathbb{R}^n$ for $i \in \{1, \dots, n\}$ we define

$$\mathcal{P}(x) = \|x - x^*\|^2 - 2\lambda \langle \nabla F(x) - \nabla F(x^*), x - x^* \rangle + \lambda^2 \mathcal{V}(x)$$

and

$$\mathcal{D}(y) = \sum_{i=1}^n \left(1 - \eta_i + \frac{1}{\gamma_i}\right) \widehat{\gamma}_i \|y_i - y_i^*\|^2 - (1 + \delta^{-1}) \lambda^2 \left\| \frac{1}{n} \sum_{i=1}^n y_i - y_i^* \right\|^2$$

where

$$\mathcal{V}(x) = \sum_{i=1}^n (1 + \delta) \left(\frac{\eta_i \gamma_i}{\delta} + 1 \right) \frac{1}{n^2 p_i} \|\nabla f_i(x) - \nabla f_i(x^*)\|^2 - \delta \|\nabla F(x) - \nabla F(x^*)\|^2$$

with $\gamma_i \geq 0$, $\delta > 0$ and $\widehat{\gamma}_i = \gamma_i \frac{(1 + \delta^{-1}) \lambda^2}{n^2 p_i}$. If $\gamma_i = 0$ we define $\frac{\gamma_i}{\gamma_i} := 1$.

The variables γ_i and δ are meta-parameters to aid the analysis to be specified later.

With these definitions in place, the following proposition provides the base for our convergence analysis. We defer all proofs to [Appendix A](#).

PROPOSITION 4.2. Let the filtration $\mathcal{F}^k = \cup_{i=1}^k \mathcal{X}^i$ be given by the state $\mathcal{X}^k = \{x^k, y^k, I^{k-1}, U^{k-1}\}$. If [Assumption 2.1](#) holds, the iterates of [Algorithm 3.1](#) satisfy

$$(4.1) \quad \mathbb{E} \left[\|x^{k+1} - x^*\|^2 + \sum_{i=1}^n \widehat{\gamma}_i \|y_i^{k+1} - y_i^*\|^2 \mid \mathcal{F}^k \right] \leq \mathcal{P}(x^k) + \mathcal{D}(y^k)$$

where x^* is the unique solution of [\(1.1\)](#) and $y_i^* = \nabla f_i(x^*)$. See [Definition 4.1](#) for \mathcal{P} , \mathcal{D} , and \mathcal{V} .

If the primal updates satisfy

$$(4.2) \quad \mathcal{P}(x^k) \leq (1 - \rho_P) \|x^k - x^*\|^2$$

and the dual updates satisfy

$$(4.3) \quad \mathcal{D}(y^k) \leq (1 - \rho_D) \sum_{i=1}^n \widehat{\gamma}_i \|y_i^k - y_i^*\|^2$$

for $\rho_P, \rho_D \in (0, 1]$, then *Algorithm 3.1* converges linearly according to

$$\mathbb{E} [\|x^k - x^*\|^2 + \sum_{i=1}^n \widehat{\gamma}_i \|y_i^k - y_i^*\|^2] \in \mathcal{O}((1 - \min(\rho_P, \rho_D))^k).$$

The convergence rate is either limited by the primal (4.2) or dual (4.3) contractions. Therefore, the goal when choosing step-size, primal sampling distribution and dual sampling should be to maximize the worst case of the primal and dual contractions.

The following lemmas provide the primal and dual contractions.

LEMMA 4.3 (Primal Contraction). *Given Assumption 2.1, the primal iterates of Algorithm 3.1 satisfy the primal contraction (4.2) with*

$$\rho_P = \mu\lambda(2 - \nu\lambda)$$

where $\nu = \max_i (1 + \delta^{-1}) \frac{L_i \eta_i \gamma_i}{np_i} + (1 + \delta) \frac{L_i}{np_i} - \delta\mu$.

LEMMA 4.4 (Dual Contraction). *Given Assumption 2.1 and $\gamma_i > 0$ for all i , the dual iterates of Algorithm 3.1 satisfy the dual contraction (4.3) with*

$$\rho_D = \min_i \eta_i - \frac{1}{\gamma_i}.$$

LEMMA 4.5 (Dual Contraction - Coherent Updates). *Given Assumption 2.1 and 3.1, $\gamma_i \geq 0$ for all i and if $\gamma_i = 0$ then $\frac{L_i}{np_i} \leq \mu$, the dual iterates of Algorithm 3.1 satisfy the dual contraction (4.3) with*

$$\rho_D = \min_i \begin{cases} \eta - (1 - \frac{np_i}{L_i} \mu) \frac{1}{\gamma_i} & \text{if } \gamma_i > 0 \\ 1 & \text{if } \gamma_i = 0 \text{ and } \frac{L_i}{np_i} \leq \mu \end{cases}.$$

Both the primal and dual contraction depends on the choice meta-parameters γ_i and δ , see Definition 4.1. For instance, by making γ_i small, the primal contraction is improved while the dual contraction becomes worse. Maximizing $\min(\rho_P, \rho_D)$ w.r.t. the meta-parameters leads to the two main convergence results. The theorems follow this short lemma regarding possible parameter choices.

LEMMA 4.6. *Let L_i and μ be from Assumption 2.1 and p_i and n from Algorithm 3.1, then $\max_i \frac{L_i}{np_i} \geq \mu$. Furthermore, if $\max_i \frac{L_i}{np_i} = \mu$ then $\frac{L_i}{np_i} = \mu$ for all $i \in \{1, \dots, n\}$.*

THEOREM 4.7 (PVRSG Convergence). *Given Assumption 2.1 and $\max_i \frac{L_i}{np_i} > \mu$, if there exists $\rho \in (0, \min_i \eta_i)$ such that*

$$\begin{aligned} \rho &= \mu\lambda(2 - \nu\lambda) \\ \nu &= \min_{\delta > 0} \max_i (1 + \delta^{-1}) \frac{L_i}{np_i} \frac{\eta_i}{\eta_i - \rho} + (1 + \delta) \frac{L_i}{np_i} - \delta\mu, \end{aligned}$$

then the iterates of *Algorithm 3.1* converge according to

$$\mathbb{E} \left[\|x^k - x^*\|^2 + \sum_{i=1}^n \widehat{\gamma}_i \|y_i^k - y_i^*\|^2 \right] \in \mathcal{O}((1 - \rho)^k)$$

where $\widehat{\gamma}_1, \dots, \widehat{\gamma}_n$ are given by $\widehat{\gamma}_i = \frac{\lambda^2}{n^2 p_i} \frac{1}{\eta_i - \rho} (1 + \frac{1}{\delta^*})$ and δ^* is the unique minimizer of the minimization problem defining ν .

If instead $\max_i \frac{L_i}{np_i} = \mu$ then $\nu = \mu + \mu \max_i \frac{\eta_i}{\eta_i - \rho}$ and the convergence is such that

$$\mathbb{E} \left[\|x^k - x^*\|^2 + \sum_{i=1}^n \frac{\lambda^2}{n^2 p_i} \frac{1}{\eta_i - \tilde{\rho}} \|y_i^k - y_i^*\|^2 \right] \in \mathcal{O}((1 - \tilde{\rho})^k)$$

holds for all $\tilde{\rho} \in (0, \rho)$.

THEOREM 4.8 (PVRSG Convergence - Coherent Dual Updates). *Given Assumption 2.1 and 3.1 and $\max_i \frac{L_i}{np_i} > \mu$, if there exists $\rho \in (0, \eta)$ such that*

$$\begin{aligned} \rho &= \mu\lambda(2 - \nu\lambda) \\ \nu &= \mu + \left(\max_i \frac{L_i}{np_i} - \mu \right) \left(1 + \sqrt{\frac{\eta}{\eta - \rho}} \right)^2, \end{aligned}$$

then the iterates of Algorithm 3.1 converge according to

$$\mathbb{E} \left[\|x^k - x^*\|^2 + \sum_{i=1}^n \hat{\gamma}_i \|y_i^k - y_i^*\|^2 \right] \in \mathcal{O}((1 - \rho)^k)$$

where $\hat{\gamma}_1, \dots, \hat{\gamma}_n$ are given by $\hat{\gamma}_i = \frac{\lambda^2}{n^2 p_i} \frac{1}{\eta - \rho} \max(0, 1 - \frac{np_i \mu}{L_i}) \left(1 + \sqrt{\frac{\eta - \rho}{\eta}} \right)$.

If instead $\max_i \frac{L_i}{np_i} = \mu$ then $\nu = \mu$ and $\hat{\gamma}_i = 0$ for all i . Furthermore, the rate is not restricted to $\rho \in (0, \eta)$, but to $\rho \in (0, 1]$.

4.1. Comments. Apart from the coherent dual assumption, Assumption 3.1, our convergence results only depend on the update frequency η_i and not on the specifics of the dual sampling that generated it. Comparing the two theorems, we see that coherent dual updates have greatest effect for well-conditioned problems, i.e. when $\frac{L_i}{\mu}$ is small. This stems from Lemmas 4.4 and 4.5 where the improvements in dual contraction are diminishing with increasing $\frac{L_i}{\mu}$.

In the extremely well-conditioned case $\max_i \frac{L_i}{np_i} = \mu$ we see that the dual term of the Lyapunov function vanishes completely in Theorem 4.8 and the dual convergence is ignored. The dual variables do not need to converge in this case since the primal update is equal to the true proximal gradient step regardless of the dual variables. Since the proximal gradient approximation is exact we recover the rate for ordinary PG.

Both theorems only implicitly define the convergence rates. Explicit rates were not found in all cases and the explicit rates that were found were long and uninformative. The rates are instead calculated numerically in the rest of the paper. For example, for fixed step-size and sampling can ρ be found by bisection root finding of $\rho - \mu\lambda(2 - \nu\lambda)$, since ν is increasing in ρ . For the optimal step-size, it is always given by $\lambda^* = \frac{1}{\nu}$. The optimal rate can then be found by finding the root of $\rho - \frac{\mu}{\nu}$.

In order to evaluate ν in Theorem 4.7 it a maximization problem needs to be solved. The problem is convex (max of convex functions) so it can be solved with standard optimization software. However, when Lipschitz or uniform sampling are used the problem can be simplified further. In these cases, $\exists i^* \in \{1, \dots, n\}$ such that $\forall \delta > 0$ the following hold,

$$\max_i (1 + \delta^{-1}) \frac{L_i}{np_i} \frac{\eta_i}{\eta_i - \rho} + (1 + \delta) \frac{L_i}{np_i} - \delta\mu = (1 + \delta^{-1}) \frac{L_{i^*}}{np_{i^*}} \frac{\eta_{i^*}}{\eta_{i^*} - \rho} + (1 + \delta) \frac{L_{i^*}}{np_{i^*}} - \delta\mu.$$

The optimal index i^* can easily be found in one pass over $\{1, \dots, n\}$. After that, both ν and δ^* in Theorem 4.7 can be found analytically.

5. Sampling Design and Primal-Dual Trade-Off. The key insight from the analysis above is the need to balance the convergence of both the primal and dual variables. For instance, in [Lemmas 4.4](#) and [4.5](#) we see that if $\max_i \frac{L_i}{np_i} > \mu$ the rate is limited by $\rho \leq \min \eta_i$. Low update frequencies can therefore make the algorithm be limited by the dual. Only in the coherent dual and $\max_i \frac{L_i}{np_i} = \mu$ case, can this limit be surpassed, see [subsection 4.1](#). The primal variables also give a limit on the convergence $\rho = \mu\lambda(2 - \nu\lambda) \leq \mu\lambda(2 - \max_i(\frac{L_i}{np_i})\lambda)$, [Lemma 4.3](#). In general will neither of these limits be attained but we will call cases when the rate is close to $\min \eta_i$ as dual limited and similar for the primal limited case.

If the expected update frequencies are uniform, $\eta_i = \eta_j, \forall i, j \in \{1, \dots, n\}$, we can see that the meta-parameters $\gamma_1, \dots, \gamma_n$ as given by [Theorems 4.7](#) and [4.8](#) also are uniform. From [Lemma 4.3](#) we can therefore conclude that the primal sampling $\{p_i\}_{1, \dots, n}$ that maximize the primal convergence rate in this scenario is the Lipschitz sampling. However, this is not necessarily true in cases with non-uniform update frequencies, e.g. SAGA with non-uniform sampling.

For the choice of dual sampling/expected update frequency we note that a higher frequency is always better in terms of convergence rate. However, more frequent dual updates incur a higher computational cost. We will therefore choose update frequencies based on the total computational complexity of reaching an ϵ -accurate solution, i.e. $\mathbb{E} \|x^k - x^*\|^2 \leq \epsilon$. We assume the cost for one iteration is dominated by the gradient calculation so we set the computational cost to be equal to the number of evaluated gradients ∇f_i .

We now turn to sampling and parameter selection for the special cases of [Algorithm 3.1](#). However, the implicit convergence rates of [Theorems 4.7](#) and [4.8](#) are hard to compare. In order to provide easily compared rates, we present simplified corollaries that provide explicit rates for SAGA, L-SVRG and q-SAGA/IL-SVRG. These rates are by construction conservative compared to [Theorem 4.7](#) and [4.8](#) but still improve on previously best known rates. Furthermore, they are designed to give the same upper bound on the step-size λ as [Theorem 4.7](#) and [4.8](#). The proofs of the corollaries are found in [Appendix B](#).

5.1. SAGA. [Corollary 5.1](#) contains the improved rates for uniform and Lipschitz sampling. For SAGA, the expected update frequencies depend on the primal sampling. We therefore present a sampling that considers this dependency and improves on all other samplings in terms of convergence rate/computational complexity, [Corollaries 5.2](#) and [5.3](#). The results for SAGA are summarized in [Table 5.1](#) and compared to the best result we found in literature.

COROLLARY 5.1 (SAGA - Conservative Bounds). *Given [Assumption 2.1](#), the maximal and recommended step-size, λ_{\max} and λ^* , for SAGA are:*

$$\text{If } p_i = \frac{1}{n}, \quad \lambda_{\max} = \frac{2}{C_U L_{\max}}, \quad \lambda^* = \frac{2}{C_U L_{\max} + n\mu + \sqrt{(C_U L_{\max})^2 + (n\mu)^2}}.$$

$$\text{If } p_i \propto L_i, \quad \lambda_{\max} = \frac{2}{C_L \bar{L}}, \quad \lambda^* = \frac{2}{C_L \bar{L} + p_{\min}^{-1}\mu + \sqrt{(C_L \bar{L})^2 + (p_{\min}^{-1}\mu)^2}}.$$

where $\bar{L} = \frac{1}{n} \sum_{i=1}^n L_i$, $C_U = 2 + 2\sqrt{1 - \frac{\mu}{L_{\max}}}$, and $C_L = 2 + 2\sqrt{1 - \frac{\mu}{\bar{L}}}$.

Using step-size λ^* , the iterates converge with a rate of at least $\mathbb{E} \|x^k - x^*\|^2 \in \mathcal{O}((1 - \mu\lambda^*)^k)$.

Table 5.1: SAGA – Comparison of maximal, λ_{\max} , and best, λ^* , step-sizes for different samplings. The convergence rate at λ^* is given by $\mathbb{E}\|x^k - x^*\|^2 \in \mathcal{O}((1 - \mu\lambda^*)^k)$. The average Lipschitz constant $\bar{L} = \frac{1}{n} \sum_{i=1}^n L_i$ and the constants C_U and C_L are dependent on the condition number, $4 > C_U \geq C_L \geq 2$, see [Corollary 5.1](#).

Source	Sampling	λ_{\max}	λ^*
Hofmann [7]	$p_i = \frac{1}{n}$	$\frac{1}{4L_{\max}}$	$\frac{2}{4L_{\max} + n\mu + \sqrt{(4L_{\max})^2 + (n\mu)^2}}$
Gower [6]	$p_i \propto L_i$		$\frac{1}{4\bar{L} + p_{\min}^{-1}\mu}$
	$p_i \propto 4L_i + n\mu$		$\frac{1}{4\bar{L} + n\mu}$
Corollary 5.1	$p_i = \frac{1}{n}$	$\frac{2}{C_U L_{\max}}$	$\frac{2}{C_U L_{\max} + n\mu + \sqrt{(C_U L_{\max})^2 + (n\mu)^2}}$
	$p_i \propto L_i$	$\frac{2}{C_L \bar{L}}$	$\frac{2}{C_L \bar{L} + p_{\min}^{-1}\mu + \sqrt{(C_L \bar{L})^2 + (p_{\min}^{-1}\mu)^2}}$
Corollary 5.2	$p_i \propto 4L_i + n\mu + \sqrt{(4L_i)^2 + (n\mu)^2}$		$\frac{2}{\frac{1}{n} \sum_{i=1}^n (4L_i + n\mu + \sqrt{(4L_i)^2 + (n\mu)^2})}$

COROLLARY 5.2 (SAGA - Improved Sampling). *Given [Assumption 2.1](#) and that the sampling distribution and step-size are*

$$p_i \propto 4L_i + n\mu + \sqrt{(4L_i)^2 + (n\mu)^2}, \quad \lambda = \frac{2}{S}$$

where $S = \frac{1}{n} \sum_{i=1}^n (4L_i + n\mu + \sqrt{(4L_i)^2 + (n\mu)^2})$, then SAGA converges with a rate of $\mathbb{E}\|x^k - x^*\|^2 \in \mathcal{O}((1 - \mu\lambda)^k)$.

COROLLARY 5.3 (SAGA - Computational Complexity). *Let the sampling and step-size from [Corollary 5.2](#) be used. Then SAGA achieves an ϵ -accurate solution within*

$$\mathcal{O}\left(\frac{1}{2} \left(\frac{1}{n} \sum_{i=1}^n \frac{4L_i}{\mu} + n + \sqrt{\left(\frac{4L_i}{\mu}\right)^2 + n^2}\right) \log \frac{1}{\epsilon}\right)$$

iterations.

If the primal convergence is prioritized by choosing Lipschitz sampling the convergence is limited by $\eta_{\min} = p_{\min} \propto L_{\min}$. This limit can potentially be very small and Lipschitz sampling therefore risks being heavily limited by the dual/update frequency. On the other hand, if uniform sampling is used, the primal will be limited by the worst conditioned gradient, the gradient corresponding to L_{\max} . However, the primal convergence also depends on the strong convexity constant μ . This means that Lipschitz sampling also can be primal limited if μ is small. Similarly, uniform sampling can be dual limited if μ is large. Therefore, the improved sampling in [Corollary 5.2](#) – and the slightly different sampling from [6] – weighs both the condition numbers $\frac{L_i}{\mu}$ and the number of functions n in order to balance the primal and dual convergence. Large condition numbers lead to slow primal convergence while many functions mean slow dual convergence and vice versa.

5.2. L-SVRG. Unlike SAGA, η_1, \dots, η_n are always uniform and can be tuned independently of the primal update. This is beneficial from a primal sampling design point of view since, in this case, basic Lipschitz sampling is optimal in our analysis. In [Corollary 5.4](#), we present our improved rates for L-SVRG for both uniform and Lipschitz sampling. For a comparison with the best rates found in literature, see [Table 5.2](#).

We present two different choices of update frequencies that minimize the computational complexity in [Corollaries 5.5](#) and [5.6](#). They arise from the fact that L-SVRG can be implemented in two different ways with different computational costs and storage requirements. Instances of [Algorithm 3.1](#) that satisfy the coherent dual assumption, [Assumption 3.1](#), can be implemented without storing all dual variables. Since all dual variables are gradients evaluated at the same point \hat{x} , it is enough to store \hat{x} and the sum of the dual variables. The storage requirement is then independent of n but comes at the cost of one extra gradient evaluation in the primal update to evaluate $y_{I^k}^k = \nabla f_{I^k}(\hat{x})$.

COROLLARY 5.4 (L-SVRG - Conservative Bounds). *Given [Assumption 2.1](#), the maximal and recommended step-size, λ_{\max} and λ^* , for L-SVRG are:*

$$\begin{aligned} \text{If } p_i = \frac{1}{n}, \quad \lambda_{\max} &= \frac{2}{D_U L_{\max}}, & \lambda^* &= \frac{2}{D_U L_{\max} + \eta^{-1} \mu + \sqrt{(D_U L_{\max})^2 + (\eta^{-1} \mu)^2}}. \\ \text{If } p_i \propto L_i, \quad \lambda_{\max} &= \frac{2}{D_L \bar{L}}, & \lambda^* &= \frac{2}{D_L \bar{L} + \eta^{-1} \mu + \sqrt{(D_L \bar{L})^2 + (\eta^{-1} \mu)^2}}. \end{aligned}$$

where $\bar{L} = \frac{1}{n} \sum_{i=1}^n L_i$, $D_U = 4 - 3 \frac{\mu}{L_{\max}}$ and $D_L = 4 - 3 \frac{\mu}{L}$. Note that $4 > D_U \geq D_L \geq 1$.

At λ^* the iterates converge with a rate of $\mathbb{E} \|x^k - x^*\|^2 \in \mathcal{O}((1 - \mu \lambda^*)^k)$.

COROLLARY 5.5 (L-SVRG - Computational Complexity). *Let Lipschitz sampling and the step-size from [Corollary 5.4](#) be used and let all dual variables y_i be stored. Then L-SVRG achieves an ϵ accurate solution within*

$$\mathcal{O}\left((1 + n\eta) \left(D_L \frac{\bar{L}}{\mu} + \frac{1}{\eta}\right) \log \frac{1}{\epsilon}\right)$$

iterations where $\bar{L} = \frac{1}{n} \sum_{i=1}^n L_i$ and D_L is given by [Corollary 5.4](#). The expected update frequency that minimizes the complexity and the corresponding complexity are given by:

$$\eta^* = \sqrt{\frac{\mu}{n D_L \bar{L}}} \quad \text{and} \quad \mathcal{O}\left(\left(\sqrt{n} + \sqrt{D_L \frac{\bar{L}}{\mu}}\right)^2 \log \frac{1}{\epsilon}\right).$$

COROLLARY 5.6 (L-SVRG - Computational Complexity - Low Dual Storage). *Let Lipschitz sampling and the step-size from [Corollary 5.4](#) be used. Store the sum of the dual variables $\sum_{i=1}^n y_i^k$ and the latest primal point \hat{x} the dual variables where update in, $y_i^k = \nabla f_i(\hat{x})$. Then L-SVRG achieves an ϵ accurate solution within*

$$\mathcal{O}\left((2 + n\eta) \left(D_L \frac{\bar{L}}{\mu} + \frac{1}{\eta}\right) \log \frac{1}{\epsilon}\right)$$

iterations where $\bar{L} = \frac{1}{n} \sum_{i=1}^n L_i$ and D_L is given by [Corollary 5.4](#). The expected update frequency that minimizes the complexity and the corresponding complexity are given by:

$$\eta^* = \sqrt{\frac{2\mu}{n D_L \bar{L}}} \quad \text{and} \quad \mathcal{O}\left(\left(\sqrt{n} + \sqrt{2 D_L \frac{\bar{L}}{\mu}}\right)^2 \log \frac{1}{\epsilon}\right).$$

Table 5.2: L-SVRG – Comparison of maximal, λ_{\max} , and best, λ^* , step-sizes for different samplings. The convergence rate at λ^* is given by $\mathbb{E} \|x^k - x^*\|^2 \in \mathcal{O}((1 - \mu\lambda^*)^k)$. The average Lipschitz constant $\bar{L} = \frac{1}{n} \sum_{i=1}^n L_i$, the expected update frequency is η and the constants D_U and D_L are dependent on the condition number, $4 > D_U \geq D_L \geq 1$, see [Corollary 5.4](#).

Source	Sampling	λ_{\max}	λ^*
Hofmann [7]	$p_i = \frac{1}{n}$	$\frac{1}{4L_{\max}}$	$\frac{2}{4L_{\max} + \eta^{-1}\mu + \sqrt{(4L_{\max})^2 + (\eta^{-1}\mu)^2}}$
Corollary 5.4	$p_i = \frac{1}{n}$	$\frac{2}{D_U L_{\max}}$	$\frac{2}{D_U L_{\max} + \eta^{-1}\mu + \sqrt{(D_U L_{\max})^2 + (\eta^{-1}\mu)^2}}$
	$p_i \propto L_i$	$\frac{2}{D_L \bar{L}}$	$\frac{2}{D_L \bar{L} + \eta^{-1}\mu + \sqrt{(D_L \bar{L})^2 + (\eta^{-1}\mu)^2}}$

We roughly have an inverse square root dependency on n and the average condition number $\frac{\bar{L}}{\mu}$. The expected time between dual updates is then $\frac{1}{\eta} \propto \sqrt{n \frac{\bar{L}}{\mu}}$ which is interesting to compare to ordinary SVRG. Most results for SVRG and L-SVRG have epoch lengths proportional to n but in the well-conditioned case, our results yield a much shorter time between dual updates. This is an example of the convergence being dual limited, thereby necessitating a higher update frequency to speed up the dual convergence. Conversely, the expected epoch length is comparatively larger than n in the primal limited case when $\frac{\bar{L}}{\mu}$ is much larger than n .

5.3. q-SAGA and IL-SVRG. The results for q-SAGA and IL-SVRG are worse compared to L-SVRG due to the weaker assumption on the dual updates but we still present them below for comparative purposes. The dual updates are uniform and independent of the primal so Lipschitz sampling is optimal. Also, we see again that the update frequency should be chosen inversely proportional to the square root of both n and the average condition number. Note, in q-SAGA η needs to be a rational number of the form $\eta = \frac{q}{n}$, making it not always possible to choose the given update frequency. For q-SAGA we therefore recommend q to be chosen as the nearest non-zero integer to ηn .

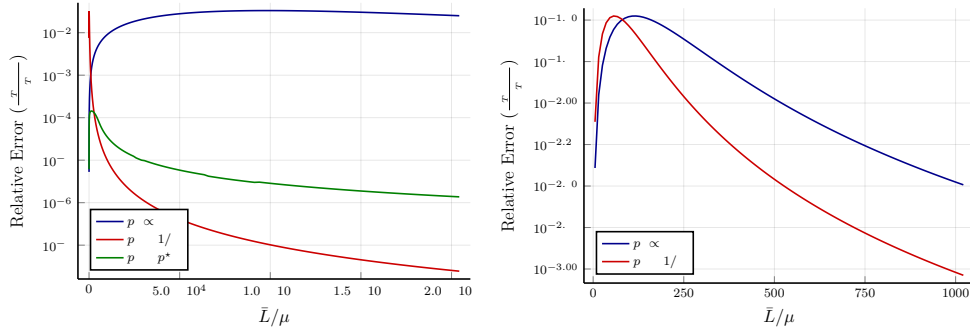
COROLLARY 5.7 (q-SAGA and IL-SVRG - Conservative Bounds). *Given Assumption 2.1, the maximal and recommended step-size, λ_{\max} and λ^* , for both q-SAGA and IL-SVRG are:*

$$\text{If } p_i = \frac{1}{n}, \quad \lambda_{\max} = \frac{2}{C_U L_{\max}}, \quad \lambda^* = \frac{2}{C_U L_{\max} + \mu\eta^{-1} + \sqrt{(C_U L_{\max})^2 + (\mu\eta^{-1})^2}}.$$

$$\text{If } p_i \propto L_i, \quad \lambda_{\max} = \frac{2}{C_L \bar{L}}, \quad \lambda^* = \frac{2}{C_L \bar{L} + \mu\eta^{-1} + \sqrt{(C_L \bar{L})^2 + (\mu\eta^{-1})^2}}.$$

where $\bar{L} = \frac{1}{n} \sum_{i=1}^n L_i$, $C_U = 2 + 2\sqrt{1 - \frac{\mu}{L_{\max}}}$ and $C_L = 2 + 2\sqrt{1 - \frac{\mu}{\bar{L}}}$. Note that $4 > C_U \geq C_L \geq 2$.

At λ^* the iterates converge with a rate of $\mathbb{E} \|x^k - x^*\|^2 \in \mathcal{O}((1 - \mu\lambda^*)^k)$.



(a) SAGA: Corollaries 5.1 and 5.2 compared (b) L-SVRG: Corollary 5.4 compared to Theorem 4.7.

Fig. 5.1: Accuracy of the explicit rates for SAGA and L-SVRG. The value ρ_C is given by the rate of the from $\mathcal{O}((1 - \rho_C)^k)$ in the given corollary. Similarly, ρ_T is given by the given theorem. The number of functions $n = 1000$. The expected update frequency of L-SVRG is set to $\frac{1}{n}$.¹

COROLLARY 5.8 (q-SAGA/IL-SVRG - Computational Complexity). *Let Lipschitz sampling and step-size from Corollary 5.7 be used. Then q-SAGA and IL-SVRG achieves an ϵ accurate solution within*

$$\mathcal{O}\left((1 + n\eta)\left(C_L \frac{\bar{L}}{\mu} + \frac{1}{\eta}\right) \log \frac{1}{\epsilon}\right).$$

iterations where $\bar{L} = \frac{1}{n} \sum_{i=1}^n L_i$ and C_L is given by Corollary 5.7. The expected update frequency that minimizes the complexity and the corresponding complexity are given by:

$$\eta^* = \sqrt{\frac{\mu}{nC_L \bar{L}}} \quad \text{and} \quad \mathcal{O}\left(\left(\sqrt{n} + \sqrt{C_L \frac{\bar{L}}{\mu}}\right)^2 \log \frac{1}{\epsilon}\right).$$

5.4. Comparisons of Results. Corollaries 5.5 and 5.6 imply that for $n > 2$, the optimal complexity of L-SVRG is worse than that of SAGA in Corollary 5.3. The cheaper iteration cost of SAGA clearly outweighs loss of the coherent dual update, Assumption 3.1. Comparing L-SVRG with the IL-SVRG/q-SAGA it is once again clear that the well-conditioned regime is where the coherent dual assumption have the greatest benefit.

To visualize the above statements and to compare the corollaries to the theorems by numerically solving the problems in Theorems 4.7 and 4.8 for some different problem parameters. In all cases were the problem data generated by sampling n Lipschitz constants uniformly from the interval $(0, 2)$. The strong convexity parameter μ were then chosen to achieve the desired average condition number $\frac{\bar{L}}{\mu}$ where $\bar{L} = \frac{1}{n} \sum_{i=1}^n L_i$. A few other distributions of the Lipschitz constants were tested but we failed to find any distribution that significantly changed the results.

The relative error of the corollaries in Figure 5.1 is not worse than a few percent. This agrees with Figure 5.2 where the computational complexities are plotted for different update frequencies η . This slight inaccuracy makes the suggested update

¹For color figures we refer to the online version of the paper.

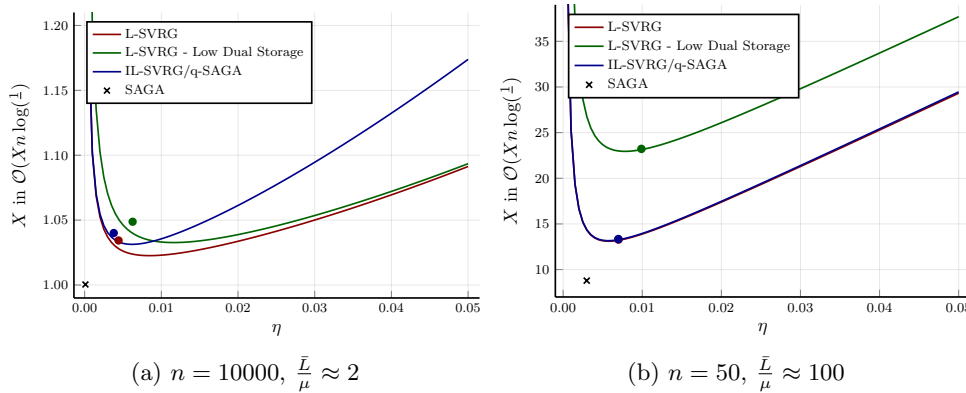


Fig. 5.2: Computational complexities given by corollaries and theorems. Circles mark the optimal complexities from Corollaries 5.5, 5.6, and 5.8. Lines are numerically calculated based on Theorem 4.7 and Theorem 4.8 using Lipschitz sampling and the optimal step-sizes. The cross marks the complexity of SAGA based on Corollary 5.3. For SAGA there were no discernible difference between the results of the corollary and theorem.²

frequencies from the corollaries not line up with the optimal update frequencies based on the theorems. However, they are close enough to still be useful.

6. Numerical Experiments.

6.1. Simple Least Squares. The analysis predicts real-world performance well for a one-dimensional least squares problem,

$$\min_x \frac{1}{n} \sum_{i=1}^n (a_i x - b_i)^2.$$

Comparison of theoretical and practical rates for this problem are found in Figure 6.1. The data a_i and b_i have been independently drawn from a unit normal distribution and the number of functions $n = 100$.

For L-SVRG, Figure 6.1 shows a fast convergence and very narrow 5-95 percentile (it is not even visible). This is due to the $\max_i \frac{L_i}{np_i} = \mu$ condition being satisfied and in this case the stochastic variance reduced gradient is exact. Since the problem has condition number equal to 1, it is possible to solve in one iteration.

For SAGA, we see in Figure 6.1 that both the maximal and optimal step-size are predicted well but the sampling for the two cases are not the same. As previously mentioned, the expected update frequency cannot be independently chosen so the sampling needs to balance the primal and dual convergence. Since the primal convergence is highly dependent on the step-size, so will the balanced sampling be. The p_i^* sampling from Corollary 5.2 was designed to work well when the rate is maximized while Lipschitz sampling works well when the rate is minimized.

Comparing q-SAGA and IL-SVRG in Figure 6.1 we see very similar performance. This was predicted by Theorem 4.7 since despite the dual update being different for the

²For color figures we refer to the online version of the paper.

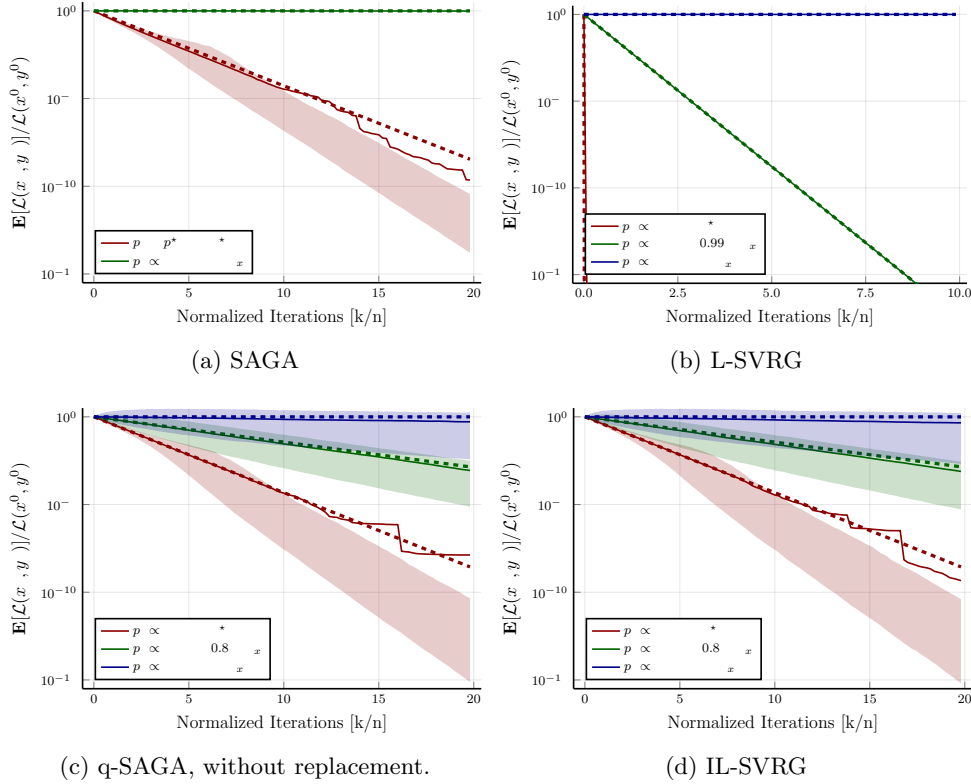


Fig. 6.1: One-dimensional least squares. The function $\mathcal{L}(x, y) = \|x - x^*\|^2 + \sum_{i=1}^n \widehat{\gamma}_i \|y_i - y_i^*\|^2$ where $\widehat{\gamma}_i$ is chosen according to [Theorems 4.7 and 4.8](#). The expected value is estimated with the average of 10000 runs. The shaded areas represents the 5-95 percentile of the runs. The dashed lines are the predicted rates. The step-sizes λ^* and λ^{\max} are the optimal and maximal step-sizes in the respective setting according to [Theorems 4.7 and 4.8](#). The expected update frequency $\eta = \frac{1}{n}$ for all algorithms except SAGA. The sampling p_i^* is from [Corollary 5.2](#).³

algorithms, they have the same expected update frequency. Comparing to L-SVRG in [Figure 6.1](#) we see the huge impact of the coherent dual assumption, [Assumption 3.1](#), in this very well-conditioned case.

6.2. LibSVM Examples. Here we consider Lasso regression problem of the form

$$\min \|Ax - b\|_2^2 + \xi \|x\|_1,$$

where the matrix A and vector b consists of the features and classes from different datasets from the LibSVM database [\[3\]](#). The regularizations ξ are tuned such that the solutions have roughly 15-20% sparsity.

Some of the improved sampling and update frequencies are compared on two lasso problems in [Figure 6.2\(a\)-\(b\)](#). For the `ijcnn1` dataset they perform better than the

³For color figures we refer to the online version of the paper.

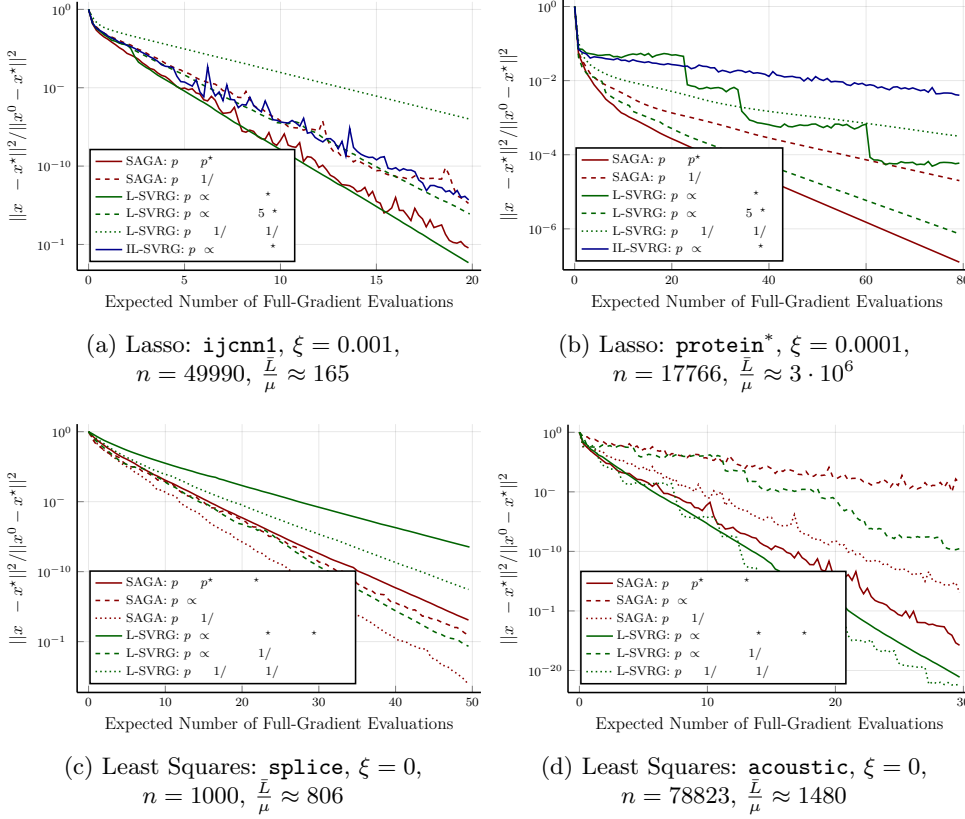


Fig. 6.2: LibSVM lasso and least squares problems. The step-sizes, λ^* or λ_{\max} are taken from the corresponding result in Corollary 5.1-5.7. The sampling p_i^* is from Corollary 5.2 and η^* corresponds to the respective update frequencies from Corollaries 5.5 and 5.8. For L-SVRG the lower cost, higher storage requirement methods is used. The average condition number $\bar{L} = \frac{1}{n} \sum_{i=1}^n L_i$. The **protein** dataset has a feature consisting of only zeros. **protein*** has this feature removed in order to preserve strong convexity.⁴

other examples. For the **protein*** dataset the results are not as clear cut. However, these examples are only single realizations of the stochastic processes.

Since our analysis yield asymptotic linear rates the differences in transient behavior for the **protein*** dataset are not covered. This can be problematic in very ill-conditioned cases when the linear rates are slow and most of the progress is made in the transient phase. For ill-conditioned problems our choice of update frequency $\eta^* \propto \sqrt{\frac{\mu}{\bar{L}}}$ becomes small which might negatively impact this initial transient. The extreme case being non-strongly convex problems. For those problems are the dual variables never updated and convergence is therefore lost. Therefore, η^* should not be used for very ill-conditioned or non-strongly convex problems.

For L-SVRG, the step-like convergence of $\eta = \eta^*$ and the faster convergence of

⁴For color figures we refer to the online version of the paper.

$\eta = 5\eta^*$ suggest that η^* might be dual limited for the `protein*` dataset. This could mean that the primal convergence is faster than our theory would suggest. Since we perform a worst case analysis there are many reasons for why this might be the case. For instance, any rate contribution from the proximal step is ignored since only non-expansiveness of the prox is used in the analysis.

Further comparisons of SAGA and L-SVRG with different step-size choices for a least squares problem, $\xi = 0$, can be found in [Figure 6.2\(c\)-\(d\)](#). It is clear that for some problems it may be possible to achieve better rates by deviating from λ^* , η^* , etc. The balance between primal and dual convergence still needs to be maintained though. In cases when a larger step-size is beneficial, the faster primal convergence needs to be matched by an increased update frequency in order to not become dual limited. However, the consistency of our suggested parameter choices should be noted. Especially SAGA with the sampling from [Corollary 5.2](#) are always among the better alternatives tested.

7. Conclusion. A general stochastic variance reduced gradient method has been analyzed and problems have been presented where the predicted rates are close to real world rates. We have demonstrated the need to balance the update speed of the dual variables with the convergence speed of the primal iterates. For methods where the dual update speed can be tuned independently, the total computational cost also needs to be considered. We have presented new update frequencies for L-SVRG that achieves this. For SAGA and other methods where the dual update depends on the sampling of the stochastic gradient, the sampling alone needs to balance the primal and dual convergence. Lipschitz sampling, which appears to be optimal for methods with independent dual updates, can for SAGA lead to slow and limiting dual convergence. We have presented a sampling that takes the strong convexity/primal convergence rate into consideration. SAGA with this sampling consistently performs well when comparing the performance w.r.t. the number of gradient evaluations.

Appendix A. Proofs of Theorems.

A.1. Proposition and Lemmas.

Proof of [Proposition 4.2](#). Let x^* be the unique solution to [\(1.1\)](#). With g being proper, closed and convex, the primal updates satisfy

$$\begin{aligned}
\text{(A.1)} \quad & \mathbb{E}[\|x^{k+1} - x^*\|^2 | \mathcal{F}^k] \\
&= \mathbb{E}[\|\text{prox}_{\lambda g}(z^{k+1}) - \text{prox}_{\lambda g}(x^* - \lambda \nabla F(x^*))\|^2 | \mathcal{F}^k] \\
&\leq \mathbb{E}[\|z^{k+1} - (x^* - \lambda \nabla F(x^*))\|^2 | \mathcal{F}^k] \\
&= \mathbb{E}[\|x^k - \frac{\lambda}{n} (\frac{1}{p_{I^k}} (\nabla f_{I^k}(x^k) - y_{I^k}^k) + \sum_{i=1}^n y_i^k) - x^* + \lambda \nabla F(x^*)\|^2 | \mathcal{F}^k] \\
&= \|(x^k - \lambda \nabla F(x^k)) - (x^* - \lambda \nabla F(x^*))\|^2 \\
&\quad + \lambda^2 \mathbb{E}[\|(\frac{1}{np_{I^k}} \nabla f_{I^k}(x^k) - \nabla F(x^k)) - (\frac{1}{np_{I^k}} y_{I^k}^k - \frac{1}{n} \sum_{i=1}^n y_i^k)\|^2 | \mathcal{F}^k] \\
&= \|x^k - x^*\|^2 - 2\lambda \langle \nabla F(x^k) - \nabla F(x^*), x^k - x^* \rangle + \lambda^2 \|\nabla F(x^k) - \nabla F(x^*)\|^2 \\
&\quad + \lambda^2 \mathbb{E}[\|(\frac{1}{np_{I^k}} \nabla f_{I^k}(x^k) - \nabla F(x^k)) - (\frac{1}{np_{I^k}} y_{I^k}^k - \frac{1}{n} \sum_{i=1}^n y_i^k)\|^2 | \mathcal{F}^k].
\end{aligned}$$

The first equality is given by the solution being a fixed point to the PG update $x^* = \text{prox}_{\lambda g}(x^* - \lambda \nabla F(x^*))$ [[1](#), [Corollary 28.9](#)]. The first inequality is due to the non-expansiveness of $\text{prox}_{\lambda g}$. The second to last equality is given by $\mathbb{E} \|X\|^2 = \|\mathbb{E} X\|^2 + \mathbb{E} \|X - \mathbb{E} X\|^2$ where X is a random variable.

The last, variance like, term in (A.1) satisfies the following upper bound for all $\delta > 0$:

$$\begin{aligned}
& \mathbb{E}[\|(\frac{1}{np_{I^k}} \nabla f_{I^k}(x^k) - \nabla F(x^k)) - (\frac{1}{np_{I^k}} y_{I^k}^k - \frac{1}{n} \sum_{i=1}^n y_i^k)\|^2 | \mathcal{F}^k] \\
&= \mathbb{E}[\|\frac{1}{np_{I^k}} (\nabla f_{I^k}(x^k) - \nabla f_{I^k}(x^*)) - (\nabla F(x^k) - \nabla F(x^*)) \\
&\quad - \frac{1}{np_{I^k}} (y_{I^k}^k - y_{I^k}^*) + \frac{1}{n} \sum_{i=1}^n (y_i^k - y_i^*)\|^2 | \mathcal{F}^k] \\
&\leq (1 + \delta) \mathbb{E}[\|\frac{1}{np_{I^k}} (\nabla f_{I^k}(x^k) - \nabla f_{I^k}(x^*)) - (\nabla F(x^k) - \nabla F(x^*))\|^2 | \mathcal{F}^k] \\
\text{(A.2)} \quad &+ (1 + \delta^{-1}) \mathbb{E}[\|\frac{1}{np_{I^k}} (y_{I^k}^k - y_{I^k}^*) - \frac{1}{n} \sum_{i=1}^n (y_i^k - y_i^*)\|^2 | \mathcal{F}^k] \\
&= (1 + \delta) (\mathbb{E}[\|\frac{1}{np_{I^k}} (\nabla f_{I^k}(x^k) - \nabla f_{I^k}(x^*))\|^2 | \mathcal{F}^k] - \|\nabla F(x^k) - \nabla F(x^*)\|^2) \\
&\quad + (1 + \delta^{-1}) (\mathbb{E}[\|\frac{1}{np_{I^k}} (y_{I^k}^k - y_{I^k}^*)\|^2 | \mathcal{F}^k] - \|\frac{1}{n} \sum_{i=1}^n (y_i^k - y_i^*)\|^2) \\
&= (1 + \delta) \sum \frac{1}{n^2 p_i} \|\nabla f_i(x^k) - \nabla f_i(x^*)\|^2 - (1 + \delta) \|\nabla F(x^k) - \nabla F(x^*)\|^2 \\
&\quad + (1 + \delta^{-1}) \sum \frac{1}{n^2 p_i} \|y_i^k - y_i^*\|^2 - (1 + \delta^{-1}) \|\frac{1}{n} \sum_{i=1}^n (y_i^k - y_i^*)\|^2.
\end{aligned}$$

The inequality is given by Young's inequality, the second to last equality is given by $\mathbb{E}\|X - \mathbb{E}X\|^2 = \mathbb{E}\|X\|^2 - \|\mathbb{E}X\|^2$ where X is a random variable.

The dual updates satisfy

$$\begin{aligned}
\|y_i^{k+1} - y_i^*\|^2 &= \|y_i^k + U_i^k (\nabla f_i(x^k) - y_i^k) - y_i^*\|^2 \\
&= (1 - U_i^k) \|y_i^k - y_i^*\|^2 + U_i^k \|\nabla f_i(x^k) - \nabla f_i(x^*)\|^2
\end{aligned}$$

since $U_i^k \in \{0, 1\}$. Summing over all terms, taking expected value and using linearity of the expected value give

$$\begin{aligned}
\text{(A.3)} \quad \mathbb{E}[\sum_{i=1}^n \widehat{\gamma}_i \|y_i^{k+1} - y_i^*\|^2 | \mathcal{F}^k] &= \sum_{i=1}^n (1 - \eta_i) \widehat{\gamma}_i \|y_i^k - y_i^*\|^2 \\
&\quad + \sum_{i=1}^n \eta_i \widehat{\gamma}_i \|\nabla f_i(x^k) - \nabla f_i(x^*)\|^2.
\end{aligned}$$

Adding (A.3) to (A.1) and substituting in (A.2) and using the definition $\frac{\gamma_i}{\widehat{\gamma}_i} = 1$ when $\gamma_i = 0$ then yields (4.1). Applying (4.2) and (4.3), using the law of total expectation and telescoping the inequalities gives the stated rate. \square

Proof of Lemma 4.3. First note that μ -strong monotonicity and the Cauchy-Schwarz inequality implies

$$\text{(A.4)} \quad \|\nabla F(x^k) - \nabla F(x^*)\| \geq \mu \|x^k - x^*\|.$$

Consider the terms of $\mathcal{V}(x^k)$. Using (A.4) and Cauchy-Schwarz in the last term yields

$$\begin{aligned}
\|\nabla F(x^k) - \nabla F(x^*)\|^2 &\geq \mu \|\nabla F(x^k) - \nabla F(x^*)\| \|x^k - x^*\| \\
&\geq \mu \langle \nabla F(x^k) - \nabla F(x^*), x^k - x^* \rangle.
\end{aligned}$$

Using $\frac{1}{L_i}$ -cocoercivity of ∇f_i in the first term of $\mathcal{V}(x^k)$ yields

$$\begin{aligned}
& \sum_{i=1}^n (\frac{\eta_i \gamma_i}{\delta} + 1) \frac{1}{n^2 p_i} \|\nabla f_i(x^k) - \nabla f_i(x^*)\|^2 \\
&\leq \sum_{i=1}^n (\frac{\eta_i \gamma_i}{\delta} + 1) \frac{L_i}{n^2 p_i} \langle \nabla f_i(x^k) - \nabla f_i(x^*), x^k - x^* \rangle \\
&\leq \max_i ((\frac{\eta_i \gamma_i}{\delta} + 1) \frac{L_i}{n p_i}) \langle \nabla F(x^k) - \nabla F(x^*), x^k - x^* \rangle.
\end{aligned}$$

Adding these back together yields

$$\mathcal{V}(x^k) \leq \lambda^2 \nu \langle \nabla F(x^k) - \nabla F(x^*), x^k - x^* \rangle$$

where $\nu = \max_i((1 + \delta^{-1})\frac{L_i \eta_i \gamma_i}{np_i} + (1 + \delta)\frac{L_i}{np_i} - \delta\mu)$. This can now be summarized as

$$\begin{aligned} \mathcal{P}(x^k) &\leq \|x^k - x^*\|^2 - \lambda(2 - \nu\lambda) \langle \nabla F(x^k) - \nabla F(x^*), x^k - x^* \rangle \\ &\leq \|x^k - x^*\|^2 - \mu\lambda(2 - \nu\lambda) \|x^k - x^*\|^2 \\ &= (1 - \rho_P) \|x^k - x^*\|^2 \end{aligned}$$

where $\rho_P = \mu\lambda(2 - \nu\lambda)$ and the last inequality is given by the strong monotonicity of ∇F . \square

Proof of Lemma 4.4. Since norms are non-negative we have

$$\mathcal{D}(y^k) \leq \sum_{i=1}^n (1 - \eta_i + \frac{1}{\gamma_i}) \widehat{\gamma}_i \|y_i^k - y_i^*\|^2 \leq (1 - \rho_D) \sum_{i=1}^n \widehat{\gamma}_i \|y_i^k - y_i^*\|^2$$

where $\rho_D = \min_i(\eta_i - \frac{1}{\gamma_i})$. \square

Proof of Lemma 4.5. From Assumption 3.1 we know $\exists \phi^k : y_i^k = \nabla f_i(\phi^k), \forall i \in \{1, \dots, n\}$. Using this and $y_i^* = \nabla f_i(x^*)$ yields

$$\begin{aligned} \|\frac{1}{n} \sum_{i=1}^n [y_i^k - y_i^*]\|^2 &= \|\nabla F(\phi^k) - \nabla F(x^*)\|^2 \geq \mu \|\nabla F(\phi^k) - \nabla F(x^*)\| \|\phi^k - x^*\| \\ &\geq \mu \langle \nabla F(\phi^k) - \nabla F(x^*), \phi^k - x^* \rangle = \mu \frac{1}{n} \sum_{i=1}^n \langle \nabla f_i(\phi^k) - \nabla f_i(x^*), \phi^k - x^* \rangle \\ &\geq \mu \frac{1}{n} \sum_{i=1}^n \frac{1}{L_i} \|\nabla f_i(\phi^k) - \nabla f_i(x^*)\|^2 = \sum_{i=1}^n \frac{\mu}{nL_i} \|y_i^k - y_i^*\|^2 \end{aligned}$$

where the inequalities are, in order, given by μ -strong monotonicity of ∇F , Cauchy-Schwarz, and $\frac{1}{L_i}$ -cocoercivity of ∇f_i . Inserting this into $\mathcal{D}(y^k)$ and using the definition of $\frac{\gamma_i}{\gamma_i} = 1$ if $\gamma_i = 0$ gives

$$\mathcal{D}(y^k) \leq \sum_{i=1}^n (1 - \eta + (1 - np_i \frac{\mu}{L_i}) \frac{1}{\gamma_i}) \widehat{\gamma}_i \|y_i^k - y_i^*\|^2$$

For each term we see that if $\gamma_i > 0$ then

$$(1 - \eta + (1 - np_i \frac{\mu}{L_i}) \frac{1}{\gamma_i}) \widehat{\gamma}_i \|y_i^k - y_i^*\|^2 \leq (1 - \rho_i^+) \widehat{\gamma}_i \|y_i^k - y_i^*\|^2$$

with $\rho_i^+ = \eta - (1 - np_i \frac{\mu}{L_i}) \frac{1}{\gamma_i}$. If $\gamma_i = 0$ we only have a contraction if $\frac{L_i}{np_i} \leq \mu$ since then

$$\begin{aligned} &(1 - \eta + (1 - np_i \frac{\mu}{L_i}) \frac{1}{\gamma_i}) \widehat{\gamma}_i \|y_i^k - y_i^*\|^2 \\ &= (1 - np_i \frac{\mu}{L_i}) \frac{(1 + \delta^{-1})\lambda^2}{n^2 p_i} \|y_i^k - y_i^*\|^2 \leq 0 \leq (1 - 1) \widehat{\gamma}_i \|y_i^k - y_i^*\|^2 \end{aligned}$$

where we used $\frac{\gamma_i}{\gamma_i} = 1$. This gives $\mathcal{D}(y^k) \leq (1 - \rho_D) \sum_{i=1}^n \widehat{\gamma}_i \|y_i^k - y_i^*\|^2$ where

$$\rho_D = \begin{cases} \eta - (1 - \frac{np_i}{L_i} \mu) \frac{1}{\gamma_i} & \text{if } \gamma_i > 0 \\ 1 & \text{if } \gamma_i = 0 \text{ and } \frac{L_i}{np_i} \leq \mu \end{cases} \quad \square$$

Proof of Lemma 4.6. Assuming $\max_i(\frac{L_i}{np_i}) < \mu$ yields the following contradiction

$$\mu > \max_i \frac{L_i}{np_i} = \sum_{j=1}^n p_j \max_i \frac{L_i}{np_i} \geq \sum_{j=1}^n p_j \frac{L_j}{np_j} = \sum_{i=1}^n \frac{L_i}{n} \geq L$$

since for a L -smooth and μ -strongly convex function is $L \geq \mu$. If $\max_i(\frac{L_i}{np_i}) = \mu$, equality must hold everywhere and we have

$$0 = \sum_{j=1}^n p_j \max_i \frac{L_i}{np_i} - \sum_{j=1}^n p_j \frac{L_j}{np_j} = \sum_{j=1}^n p_j (\max_i \frac{L_i}{np_i} - \frac{L_j}{np_j}).$$

Since $p_j > 0$ and $\max_i \frac{L_i}{np_i} - \frac{L_j}{np_j} \geq 0$, we have $\max_i \frac{L_i}{np_i} = \frac{L_j}{np_j}$ for all j . \square

A.2. Main Theorems.

Proof of Theorem 4.7. Application of Lemma 4.3 and 4.4 in Proposition 4.2 yields the convergence rate

$$\mathbb{E} \left[\|x^k - x^*\|^2 + \sum_{i=1}^n \widehat{\gamma}_i \|y_i^k - y_i^*\|^2 \right] \in \mathcal{O}((1 - \min(\rho_P, \rho_D))^k)$$

with

$$\begin{aligned} \rho_P &= \mu\lambda(2 - \nu\lambda) \\ \rho_D &= \min_i \eta_i - \frac{1}{\gamma_i} \\ \nu &= \max_i (1 + \delta^{-1}) \frac{L_i \eta_i \gamma_i}{np_i} + (1 + \delta) \frac{L_i}{np_i} - \delta\mu \end{aligned}$$

which hold for all choices of $\delta > 0$ and $\gamma_i > 0$ for all i . If $\exists \rho_P, \rho_D$ such that $\min(\rho_P, \rho_D) \in (0, 1]$ we have convergence. We restrict the problem to find convergent primal and dual rates such that $\rho_P = \rho_D := \rho \in (0, 1]$. Inserting ρ and $\gamma_i = \frac{1}{\eta_i - \rho}$, which is positive when $\rho < \eta_i$, then yield convergence if there exists ρ such that

$$\begin{aligned} \rho &\in (0, \min_i \eta_i) \\ \rho &= \mu\lambda(2 - \nu^*\lambda) \\ \nu &= \max_i (1 + \delta^{-1}) \frac{L_i}{np_i} \frac{\eta_i}{\eta_i - \rho} + (1 + \delta) \frac{L_i}{np_i} - \delta\mu. \end{aligned}$$

The variable ν can be minimized w.r.t. δ if $\max_i \frac{L_i}{np_i} > \mu$. The minimum then exists and is unique since ν as a function of δ is continuous, strictly convex, and $\nu \rightarrow \infty$ both when $\delta \rightarrow 0^+$ and $\delta \rightarrow \infty$. Calling the minimum point δ^* and inserting it and the choice of γ_i in the expression for $\widehat{\gamma}_i$ from Definition 4.1 yield the first statement of the theorem.

When $\max_i \frac{L_i}{np_i} \not> \mu$, Lemma 4.6 gives $\frac{L_i}{np_i} = \mu$ for all i and

$$\nu = \mu + \mu(1 + \delta^{-1}) \max_i \frac{\eta_i}{\eta_i - \rho}.$$

This can not be minimized w.r.t. δ since the inf is not attained. However, any $\delta > 0$

will yield a valid ρ and $\widehat{\gamma}_i$, giving the rate

$$\begin{aligned} & \mathbb{E} \left[\|x^k - x^*\|^2 + \sum_{i=1}^n \frac{\lambda^2}{n^2 p_i} \frac{1}{\eta_i - \rho} \|y_i^k - y_i^*\|^2 \right] \\ & \leq \mathbb{E} \left[\|x^k - x^*\|^2 + \sum_{i=1}^n \widehat{\gamma}_i \|y_i^k - y_i^*\|^2 \right] \in \mathcal{O}((1 - \rho)^k) \end{aligned}$$

Taking the limit as $\delta \rightarrow \infty$ results in the stated interval. \square

Proof of Theorem 4.8. The proof is analogous to the proof of Theorem 4.7 but with Lemma 4.5 instead of Lemma 4.4, yielding

$$\begin{aligned} \rho_P &= \mu\lambda(2 - \nu^*\lambda) \\ \rho_D &= \min_i \begin{cases} \eta - (1 - \frac{np_i}{L_i}\mu) \frac{1}{\gamma_i} & \text{if } \gamma_i > 0 \\ 1 & \text{if } \gamma_i = 0 \text{ and } \frac{L_i}{np_i} \leq \mu \end{cases} \\ \nu &= \max_i (1 + \delta^{-1}) \frac{L_i \eta \gamma_i}{np_i} + (1 + \delta) \frac{L_i}{np_i} - \delta\mu. \end{aligned}$$

Let $\gamma_i = \frac{1}{\eta - \rho_D} \max(0, 1 - \frac{np_i \mu}{L_i})$ and $\delta = \sqrt{\frac{\eta}{\eta - \rho_D}}$. Both choices are valid if $\rho_D < \eta$ since then $\delta > 0$, $\gamma_i \geq 0$ and $\gamma_i = 0$ only if $\frac{L_i}{np_i} \leq \mu$.

Assuming $\max_i \frac{L_i}{np_i} > \mu$ yields

$$\begin{aligned} \nu &= \max_i (1 + \delta^{-1}) \frac{L_i}{np_i} \frac{\eta}{\eta - \rho_D} \max(0, 1 - \frac{np_i \mu}{L_i}) + (1 + \delta) \frac{L_i}{np_i} - \delta\mu \\ &= \max_i (1 + \delta^{-1}) \frac{\eta}{\eta - \rho_D} \max(0, \frac{L_i}{np_i} - \mu) + (1 + \delta) \frac{L_i}{np_i} - \delta\mu \\ &= (1 + \delta^{-1}) \frac{\eta}{\eta - \rho_D} (\max_i \frac{L_i}{np_i} - \mu) + (1 + \delta) (\max_i \frac{L_i}{np_i}) - \delta\mu \\ &= \mu + \left(\max_i \frac{L_i}{np_i} - \mu \right) \left(1 + \sqrt{\frac{\eta}{\eta - \rho_D}} \right)^2. \end{aligned}$$

Restricting the problem to $\rho = \rho_D = \rho_P$ and only considering the convergent rates $\rho \in (0, 1]$ yield the problem in the theorem. The first statement of the theorem is gotten by Proposition 4.2 with γ_i and δ inserted in the expression for $\widehat{\gamma}_i$ from Definition 4.1.

When $\max_i \frac{L_i}{np_i} = \mu$ Lemma 4.6 gives $\frac{L_i}{np_i} = \mu$ for all i meaning $\gamma_i = 0$ for all i is valid choice. With this choice is $\nu = \mu$ regardless of δ and ρ_D is no longer limited by η with $\rho_D = 1$. The statement of the theorem then follows. \square

Appendix B. Proof of Corollaries.

B.1. SAGA.

Proof of Corollary 5.1. The expected update frequency is $\eta_i = p_i$. Assuming $\max_i \frac{L_i}{np_i} > \mu$ and using Theorem 4.7 the convergence rate for SAGA is given by the $\rho \in (0, p_{\min})$ that satisfies

$$(B.1) \quad \begin{aligned} \rho &= \mu\lambda(2 - \nu\lambda) \\ \nu &= \mu \min_{\delta > 0} \max_i (1 + \delta^{-1}) \frac{L_i}{np_i \mu} \frac{p_i}{p_i - \rho} + (1 + \delta) \frac{L_i}{np_i \mu} - \delta. \end{aligned}$$

Let $\kappa_{\max} = \max_i \frac{L_i}{np_i\mu}$ and $p_{\min} = \min_i p_i$ and upper bound ν as

$$\begin{aligned} \nu &\leq \mu \min_{\delta > 0} (1 + \delta^{-1}) \kappa_{\max} \frac{p_{\min}}{p_{\min} - \rho} + (1 + \delta) \kappa_{\max} - \delta \\ &= \mu + \mu \left[\sqrt{\kappa_{\max} \frac{p_{\min}}{p_{\min} - \rho}} + \sqrt{\kappa_{\max} - 1} \right]^2 \\ &= \mu \kappa_{\max} \frac{2p_{\min} - \rho}{p_{\min} - \rho} + 2\mu \sqrt{\kappa_{\max}^2 - \kappa_{\max}} \sqrt{\frac{p_{\min}}{p_{\min} - \rho}} \\ &\leq \mu \kappa_{\max} \frac{2p_{\min} - \rho}{p_{\min} - \rho} + \mu \sqrt{\kappa_{\max}^2 - \kappa_{\max}} \frac{2p_{\min} - \rho}{p_{\min} - \rho} \\ &= \mu \kappa_{\max} (1 + \sqrt{1 - \kappa_{\max}^{-1}}) \frac{2p_{\min} - \rho}{p_{\min} - \rho}. \end{aligned}$$

The last inequality is given by $2\sqrt{a} \leq 1 + a$ for all $a \geq 0$. It can be verified that this upper bound also is valid when $\max_i \frac{L_i}{np_i} = \mu$.

Replace ν in (B.1) with this upper bound. Inserting the two samplings and solving for λ when $\rho = 0$ gives the λ_{\max} . Maximizing ρ w.r.t. λ yield the optimal λ^* and ρ^* . For both uniform and Lipschitz sampling, the upper bound is tight for $\rho = 0$ so it can be used to accurately determine maximal step-size according to [Theorem 4.7](#). \square

Proof of Corollary 5.2. The proof is similar to the proof of [Corollary 5.1](#) but instead the following upper bound is used.

$$\begin{aligned} \nu &\leq \mu \max_i 2 \frac{L_i}{np_i\mu} \frac{p_i}{p_i - \rho} + 2 \frac{L_i}{np_i\mu} - \delta \leq \mu \max_i 2 \frac{L_i}{np_i\mu} \frac{p_i}{p_i - \rho} + 2 \frac{L_i}{np_i\mu} \\ &= 2\mu \max_i \frac{L_i}{n\mu} \left[\frac{1}{p_i} + \frac{1}{p_i - \rho} \right]. \end{aligned}$$

Replacing ν in [Theorem 4.7](#) with this upper bound and inserting the presented p_i , λ and ρ verifies the claim. \square

Proof of Corollary 5.3. [Corollary 5.2](#) give a rate of the form $\mathbb{E} \|x^k - x^*\|^2 \in \mathcal{O}((1 - \lambda^*\mu)^k)$. The iteration complexity to achieve an ϵ -accurate solution is then $k \in \mathcal{O}(\frac{1}{\lambda^*\mu} \log \frac{1}{\epsilon})$. One gradient evaluation is done per iteration so $\mathcal{O}(\frac{1}{\lambda^*\mu} \log \frac{1}{\epsilon})$ is also the computational complexity. Inserting λ^* gives the result. \square

B.2. L-SVRG.

Proof of Corollary 5.4. The proof is analogous to [Corollary 5.1](#) but [Theorem 4.8](#) is used instead of [Theorem 4.7](#) and ν is upper bounded by

$$\begin{aligned} \nu &\leq \mu + 2\mu(\kappa_{\max} - 1) \left[\frac{\eta}{\eta - \rho} + 1 \right] \leq \frac{\mu}{2} \left[\frac{\eta}{\eta - \rho} + 1 \right] + 2\mu(\kappa_{\max} - 1) \left[\frac{\eta}{\eta - \rho} + 1 \right] \\ &\leq \mu \left(2\kappa_{\max} - \frac{3}{2} \right) \frac{2\eta - \rho}{\eta - \rho} \end{aligned}$$

where $\kappa_{\max} = \max_i \frac{L_i}{np_i\mu}$. \square

Proof of Corollary 5.5. From [Corollary 5.4](#) we get the iteration complexity $k \in \mathcal{O}(\frac{1}{\lambda^*\mu} \log \frac{1}{\epsilon})$. One gradient evaluation is needed for the primal update and $n\eta$ evaluations are needed in expectation for the dual update, yielding the computational complexity $\mathcal{O}((1 + n\eta) \frac{1}{\lambda^*\mu} \log \frac{1}{\epsilon})$. Inserting λ^* from [Corollary 5.4](#) and using $\frac{1}{2}(a + b + \sqrt{a^2 + b^2}) \leq a + b$ gives the result. \square

Proof of Corollary 5.6. Analogous to [Corollary 5.5](#) but the primal update now requires one extra gradient evaluation. \square

B.3. q-SAGA and IL-SVRG.

Proof of Corollary 5.7. The proof is analogous to Corollary 5.1, only the expected update frequencies differ. \square

Proof of Corollary 5.8. The proof is analogous to Corollaries 5.3, 5.5, and 5.6. One gradient evaluation is needed for the primal update and in expectation $q = n\eta$ are needed for the dual update. \square

REFERENCES

- [1] H. H. BAUSCHKE AND P. L. COMBETTES, *Convex Analysis and Monotone Operator Theory in Hilbert Spaces*, CMS Books in Mathematics, Springer International Publishing, 2 ed., 2017.
- [2] L. BOTTOU AND O. BOUSQUET, *The Tradeoffs of Large Scale Learning*, in Advances in Neural Information Processing Systems 20, Curran Associates, Inc., 2008, pp. 161–168.
- [3] C.-C. CHANG AND C.-J. LIN, *LIBSVM: A library for support vector machines*, ACM Transactions on Intelligent Systems and Technology (TIST), 2 (2011), pp. 27:1–27:27. Software available at <http://www.csie.ntu.edu.tw/~cjlin/libsvm>.
- [4] D. CSIBA AND P. RICHTÁRIK, *Importance Sampling for Minibatches*, (2016), <https://arxiv.org/abs/1602.02283>.
- [5] A. DEFAZIO, F. BACH, AND S. LACOSTE-JULIEN, *SAGA: A Fast Incremental Gradient Method With Support for Non-Strongly Convex Composite Objectives*, in Advances in Neural Information Processing Systems 27, Curran Associates, Inc., 2014, pp. 1646–1654.
- [6] R. M. GOWER, P. RICHTÁRIK, AND F. BACH, *Stochastic Quasi-Gradient Methods: Variance Reduction via Jacobian Sketching*, (2018), <https://arxiv.org/abs/1805.02632>.
- [7] T. HOFMANN, A. LUCCHI, S. LACOSTE-JULIEN, AND B. MCWILLIAMS, *Variance Reduced Stochastic Gradient Descent with Neighbors*, in Advances in Neural Information Processing Systems 28, Curran Associates, Inc., 2015, pp. 2305–2313.
- [8] R. JOHNSON AND T. ZHANG, *Accelerating Stochastic Gradient Descent using Predictive Variance Reduction*, in Advances in Neural Information Processing Systems 26, Curran Associates, Inc., 2013, pp. 315–323.
- [9] J. KONEČNÝ AND P. RICHTÁRIK, *Semi-Stochastic Gradient Descent Methods*, Frontiers in Applied Mathematics and Statistics, 3 (2017), <https://doi.org/10.3389/fams.2017.00009>.
- [10] D. KOVALEV, S. HORVÁTH, AND P. RICHTÁRIK, *Don't Jump Through Hoops and Remove Those Loops: SVRG and Katyusha are Better Without the Outer Loop*, (2019), <https://arxiv.org/abs/1901.08689>.
- [11] N. LE ROUX, M. SCHMIDT, AND F. BACH, *A Stochastic Gradient Method with an Exponential Convergence Rate for Finite Training Sets*, in Advances in Neural Information Processing Systems 25, Curran Associates, Inc., 2012, pp. 2663–2671.
- [12] D. NEEDELL, R. WARD, AND N. SREBRO, *Stochastic Gradient Descent, Weighted Sampling, and the Randomized Kaczmarz algorithm*, in Advances in Neural Information Processing Systems 27, Curran Associates, Inc., 2014, pp. 1017–1025.
- [13] Y. NESTEROV, *Efficiency of Coordinate Descent Methods on Huge-Scale Optimization Problems*, SIAM Journal on Optimization, 22 (2012), pp. 341–362, <https://doi.org/10.1137/100802001>.
- [14] L. M. NGUYEN, J. LIU, K. SCHEINBERG, AND M. TAKÁČ, *SARAH: A Novel Method for Machine Learning Problems Using Stochastic Recursive Gradient*, (2017), <https://arxiv.org/abs/1703.00102>.
- [15] X. QIAN, Z. QU, AND P. RICHTÁRIK, *SAGA with Arbitrary Sampling*, (2019), <https://arxiv.org/abs/1901.08669>.
- [16] Z. QU AND P. RICHTÁRIK, *Coordinate Descent with Arbitrary Sampling I: Algorithms and Complexity*, Optimization Methods and Software, 31 (2016), pp. 829–857, <https://doi.org/10.1080/10556788.2016.1190360>.
- [17] Z. QU, P. RICHTÁRIK, AND T. ZHANG, *Quartz: Randomized Dual Coordinate Ascent with Arbitrary Sampling*, in Advances in Neural Information Processing Systems 28, Curran Associates, Inc., 2015, pp. 865–873.
- [18] P. RICHTÁRIK AND M. TAKÁČ, *Iteration complexity of randomized block-coordinate descent methods for minimizing a composite function*, Mathematical Programming, 144 (2014), pp. 1–38, <https://doi.org/10.1007/s10107-012-0614-z>.
- [19] P. RICHTÁRIK AND M. TAKÁČ, *Parallel Coordinate Descent Methods for Big Data Optimization*, Mathematical Programming, 156 (2016), pp. 433–484, <https://doi.org/10.1007/>

- s10107-015-0901-6.
- [20] H. ROBBINS AND S. MONRO, *A Stochastic Approximation Method*, The Annals of Mathematical Statistics, 22 (1951), pp. 400–407.
 - [21] M. SCHMIDT, R. BABANEZHAD, M. AHMED, A. DEFAZIO, A. CLIFTON, AND A. SARKAR, *Non-Uniform Stochastic Average Gradient Method for Training Conditional Random Fields*, in Proceedings of the Eighteenth International Conference on Artificial Intelligence and Statistics, vol. 38 of Proceedings of Machine Learning Research, PMLR, 2015, pp. 819–828, <http://proceedings.mlr.press/v38/schmidt15.html> (accessed 2020-02-21).
 - [22] M. SCHMIDT, N. LE ROUX, AND F. BACH, *Minimizing Finite Sums with the Stochastic Average Gradient*, Mathematical Programming, 162 (2017), pp. 83–112, <https://doi.org/10.1007/s10107-016-1030-6>.
 - [23] T. STROHMER AND R. VERSHYNIN, *A Randomized Kaczmarz Algorithm with Exponential Convergence*, Journal of Fourier Analysis and Applications, 15 (2008), p. 262, <https://doi.org/10.1007/s00041-008-9030-4>.
 - [24] M. TAKÁČ, P. RICHTÁRIK, AND N. SREBRO, *Distributed Mini-Batch SDCA*, (2015), <https://arxiv.org/abs/1507.08322>.
 - [25] L. XIAO AND T. ZHANG, *A Proximal Stochastic Gradient Method with Progressive Variance Reduction*, SIAM Journal on Optimization, 24 (2014), pp. 2057–2075, <https://doi.org/10.1137/140961791>.
 - [26] X. ZHANG, W. B. HASKELL, AND Z. YE, *A Unifying Framework for Variance Reduction Algorithms for Finding Zeroes of Monotone Operators*, (2019), <https://arxiv.org/abs/1906.09437>.
 - [27] P. ZHAO AND T. ZHANG, *Stochastic Optimization with Importance Sampling for Regularized Loss Minimization*, in Proceedings of the 32nd International Conference on Machine Learning, vol. 37 of Proceedings of Machine Learning Research, PMLR, 2015, pp. 1–9, <http://proceedings.mlr.press/v37/zhaoa15.html> (accessed 2018-08-27).