

Measuring eccentricity of binary black holes in GWTC-1 by using inspiral-only waveform

Shichao Wu, Zhoujian Cao^{*}, Zong-Hong Zhu

Department of Astronomy, Beijing Normal University, Beijing 100875, China

Accepted XXX. Received YYY; in original form ZZZ

ABSTRACT

In this paper, we estimate the eccentricity of the 10 BBHs in GWTC-1 by using the inspiral-only BBH waveform template `EccentricFD`. Firstly, we test our method with simulated eccentric BBHs. Afterwards we apply the method to the real BBH gravitational wave data. We find that the BBHs in GWTC-1 except GW151226, GW170608 and GW170729 admit almost zero eccentricity. Their upper limits on eccentricity rang from 0.033 to 0.084 with 90% credible interval at the reference frequency 10Hz. And their median eccentricities are 0.000. For GW151226, GW170608 and GW170729, the upper limits are higher than 0.1. But the median eccentricities are respectively 0.000, 0.064 and 0.000. We also point out the limitations of the inspiral-only waveform template in eccentricity measurement. The current eccentricity measurement results of GWTC-1 is not enough to constrain the formation mechanisms of BBHs, and more observational data are needed in the future.

Key words: gravitational waves – binaries: general – stars: black holes

1 INTRODUCTION

Since LIGO successfully detected GW150914 on September 14, 2015 (Abbott et al. 2016b,c,d), the door of gravitational wave astronomy opened. LIGO detected 3 gravitational wave events of binary black hole (BBH) coalescence in O1 (Abbott et al. 2016a). LIGO-Virgo Scientific Collaboration detected 8 new GW events in O2 (Abbott et al. 2019b), including 7 events of BBH and 1 event of binary neutron star (BNS). The first BNS event GW170817 (Abbott et al. 2017b) opened the door of multi-messenger astronomy (Abbott et al. 2017c).

The data of O1/O2 have been released (Abbott et al. 2019a). A catalog of O1/O2 GW events, GWTC-1 has been reported (Abbott et al. 2019b). The PyCBC group reanalyzed the public data and verified the results of GWTC-1. Their results are included in the 1-0GC catalog (Nitz et al. 2019d). After that, other groups also reanalyzed the public O1/O2 data (Antelis & Moreno 2019; Venumadhav et al. 2019; Stachie et al. 2020). Several new BBH candidates are reported (Zackay et al. 2019a,b; Gayathri et al. 2019; Venumadhav et al. 2019). Recently, PyCBC group has made some improvements on their PyCBC pipeline (Nitz et al. 2020), including the correction for short time variations of detectors' noise power spectral density (PSD) and the instantaneous network sensitivity. Based on this improvement they partially validated some new BBH candidates of

other groups. The result is reported in the 2-0GC (Nitz et al. 2019a), all these new candidates have not been confirmed yet. No significant eccentric BNS candidate are found (Nitz et al. 2019b).

O3 observation has also begun in April 2019. And dozens of CBC candidates¹ have been found including GW190425 (Abbott et al. 2020). About 100 events are expected in the whole O3 observation.

The masses of BBHs detected by gravitational waves are significantly higher than that obtained by the observation of X-ray binaries (Abbott et al. 2016a). This fact raises a question about the origin of these black holes. It is difficult to answer how these binary black holes are formed. Current theories about the formation mechanism can be divided into two categories: *isolated binary evolution* and *dynamical formation*. With different formation mechanisms, the event rate, mass distribution, spin distribution, and eccentricity distribution of BBHs will differ. It's possible to use gravitational waves to determine these distributions and to better understand the formation mechanism.

An isolated binary is also called a "field binary". The binary system is already a binary star system at the stellar stage. In order to merge by radiating gravitational waves within the age of the Universe (Celoria et al. 2018), people have proposed several hypotheses: (1) the common envelope hypothesis (Livio & Soker 1988; Taam & Sandquist

^{*} corresponding author: zjcao@amt.ac.cn

¹ <https://gracedb.ligo.org/superevents/public/03/>

2000; Dominik et al. 2012; Kruckow et al. 2016) assumes the two stars will go through a series of common envelope stages, and consequently the orbital distance will be shortened by the effect of friction force; (2) the chemically homogeneous hypothesis (Mandel & De Mink 2016; De Mink & Mandel 2016) can avoid the problems caused by the expansion of the predecessor star and will not annex another predecessor star due to the expansion; (3) the failed supernova may provide a fallback-driven mechanism to harden the binary (Tagawa et al. 2018).

The mechanism of dynamical formation is different from that of isolated binary. The component objects in the binary system are already compact objects before the formation of the binary system. In dense environments, such as young star clusters, globular clusters and galactic nuclei, compact objects may form a binary system due to the release of gravitational energy during the encounter. There are many works studied the dynamical formation mechanism (Sigurdsson & Hernquist 1993; Wen 2003; Antonini et al. 2016; O’Leary et al. 2016; Gondán et al. 2018b; Samsing 2018; Hoang et al. 2018; Fragione et al. 2019; Takátsy et al. 2019). For example the dynamical evolution of primordial black holes (BHs) in dense star clusters (O’Leary et al. 2006) and the scattering of stellar-mass black holes in galactic nuclei (O’Leary et al. 2009a) have been carefully studied.

The formation rate of BBH under different formation mechanisms will be different, and consequently will lead to differences in the expected BBH event rate observed through gravitational waves. LIGO-Virgo Scientific Collaboration analyzed 10 BBH events of GWTC-1, and the event rate is obtained by fitting the phenomenological model. They found the BBH merger rate is about $R = 53.2^{+55.8}_{-28.2} \text{ Gpc}^{-3}\text{yr}^{-1}$ (90% credible interval) (Abbott et al. 2019d).

The spin of the BBH will also be different under different formation mechanisms. Measuring the spin of the BBH by gravitational waves is also an effective method to distinguish the different formation mechanisms. The spin of individual compact objects in an isolated binary should be parallel to the orbital angular momentum of the binary system due to the common envelope. In the dynamical formation mechanism, the frequent interaction of compact objects in the dense environment makes the spin of the individual compact object randomly distributed. Since the spin of a single compact object is difficult to accurately measure by gravitational wave, the projection to the direction of orbital angular momentum, the effective spin χ_{eff} , is usually measured (Abbott et al. 2019b). Many works (Vitale et al. 2015; Farr et al. 2017, 2018; Fernandez & Profumo 2019; Bouffanais et al. 2019; Roulet & Zaldarriaga 2019) have been paid to study how to use the distribution difference of χ_{eff} to distinguish different formation mechanisms.

The mass distribution of BBH formed under different formation mechanisms will also be different. According to the 10 BBHs in GWTC-1, LIGO-Virgo Scientific Collaboration obtains that the probability of the more massive black hole in the BBH that greater than $45 M_{\odot}$ is not higher than 1%, and the power-law index of the mass spectrum is $\alpha = 1.3^{+1.4}_{-1.7}$ (Abbott et al. 2019d).

The eccentricity is also an important indicator to distinguish the formation mechanisms of BBHs. The orbit of an isolated BBH will be circularized by gravitational wave. When the gravitational wave signal enters the LIGO sen-

sitive frequency band (10Hz to 1000Hz), the orbital eccentricity is expected to approach 0 (Peters 1964; Hinder et al. 2008; Kowalska et al. 2011). Differently the compact objects in a dense environment constantly disturb each other. When two black holes meet to form a binary black hole system, a large orbital eccentricity is expected. For example, they may meet in a parabolic orbit in the galactic nuclei, which results in a BBH with the eccentricity near 1 (O’Leary et al. 2009b). So measuring the eccentricity of BBH is an effective means to clearly distinguish the formation mechanisms.

Parameters estimation through gravitational wave detection requires accurate templates. In order to measure the eccentricity of BBH, accurate eccentric BBH gravitational wave templates are needed. The SEOBNRv3 (Pan et al. 2014; Taracchini et al. 2014; Babak et al. 2017) and IMRPhenomPv2 (Hannam et al. 2014; Khan et al. 2016; Husa et al. 2016) templates are extensively used by LIGO-Virgo Scientific Collaboration. But all these templates only describe circular BBH, consequently LIGO-Virgo Scientific Collaboration does not measure the eccentricity in the catalog GWTC-1 (Abbott et al. 2019b). LIGO-Virgo Scientific Collaboration recently used a non-template search pipeline cWB to search eccentric BBHs (Abbott et al. 2019e). Except the known BBHs in GWTC-1, no other BBH signal was found. Without template, cWB can not estimate the eccentricity of BBHs.

Currently there are many inspiral-only waveforms including *x-model* (Hinder et al. 2010), *postcircular* (PC) *model* (Yunes et al. 2009), *EccentricFD* (Huerta et al. 2014), *TaylorF2e* (Moore & Yunes 2019b). These templates assume small eccentricity and do not support spin. Recently Cao & Han (2017) developed an eccentric BBH waveform SEOBNRE. This full inspiral-merger-ringdown waveform SEOBNRE also supports spins of black holes. A good match of SEOBNRE to the numerical relativity waveforms has been found in the range of eccentricity from 0 to 0.6 at reference frequency $Mf_0 = 0.002$ (Liu et al. 2019). But its generation speed is slow and cannot be directly used for the actual estimation of gravitational waves. This forces the authors Romero-Shaw et al. (2019) and Romero-Shaw et al. (2020) combined SEOBNRE and a reweight method to measure the eccentricity. As the authors pointed out, this method has some limitations. It requires the use of two gravitational wave templates, one without eccentricity (such as IMRPhenomD (Khan et al. 2016)) and one with eccentricity (such as SEOBNRE). Firstly use the template without eccentricity for parameter estimation and get the posterior distribution without eccentricity. Afterwards use the template with eccentricity to weight the sampling points obtained in the previous step to obtain the posterior distribution with eccentricity. The prerequisite of this method is that the two likelihood functions obtained by the two templates should be very similar (Payne et al. 2019). Otherwise the number of effective sampling points will be seriously reduced. The systematic error caused by using different templates needs more research (Abbott et al. 2017a; Ashton & Khan 2019).

Along with gravitational wave detection, parameter estimation methods can roughly be divided into two types. The first one is the Fisher information matrix (FIM) (Cutler & Flanagan 1994), which was widely used in the early days. The second one is the current mainstream, Markov chain Monte Carlo (MCMC) and nested sampling,

which are stochastic sampling algorithms (Veitch et al. 2015). In the early articles about measuring eccentricity, the Fisher information matrix method was widely used (Sun et al. 2015; Ma et al. 2017; Nishizawa et al. 2017; Gondán et al. 2018a; Pan et al. 2019). Due to the limitations of FIM itself (Vallisneri 2008; Rodriguez et al. 2013), it needs the true value of parameters and high signal-to-noise ratio, so none of the above works used real gravitational wave data. In recent years, people began to use stochastic sampling algorithms such as MCMC and nested sampling for eccentricity measurement (Lower et al. 2018; Moore & Yunes 2019a). But these works still remain on simulated signals. Based on the EccentricFD waveform, Lower et al. (2018) found the minimum measurable eccentricity of the HLV detector network at the design sensitivity is 0.05 at 10Hz.

In this work, we present the first measurement of BBHs' eccentricity in GWTC-1 by using inspiral-only waveform combined with standard parameter estimation methods. Following (Lower et al. 2018) we use EccentricFD waveform. The eccentricity support of this waveform ranges from 0 to about 0.4 (Huerta et al. 2014). This waveform is also taken by the PyCBC group to search eccentric BNS (Nitz et al. 2019b). Based on the EccentricFD waveform, we find that the eccentricity of the 10 BBHs in GWTC-1 is zero with 90% credible interval.

At the same time we also find the limitations of using inspiral-only waveform, mainly due to the low signal-to-noise ratio of matched filtering. We verify this conclusion by simulating a large number of low signal-to-noise ratio BBH signals.

In this paper we use the geometric units ($G = c = 1$). The remainder of this paper is organized as follows. In the Section 2, we show the method used in this paper. We introduce EccentricFD and Bayesian parameter estimation used in this paper. Later we introduce the calculation method of the gravitational wave frequency of the last stable orbit f_{LSO} (in order to cut off the actual signal). In the Section 3, we test our method by simulating BBH signals. We use GW150914-like BBH signals for testing. We simulate 200 low signal-to-noise ratio BBH signals for Kolmogorov-Smirnov test to verify the accuracy of parameter estimation. We show the relationship between 90% credible interval and the signal-to-noise ratio of the detector network. In the Section 4, we show the measurement results of the GWTC-1. In the Section 5, we discuss the future development of eccentricity measurement method and its applications.

2 METHODS

In this section, we describe the method used in this paper. The Section 2.1 briefly review the EccentricFD waveform template. The Section 2.2 introduces our parameter estimation scheme. Since the EccentricFD template has only inspiral part, we need a cut-off frequency to drop the extra signal. The Section 2.3 explains our calculation method of the cut-off frequency.

2.1 EccentricFD waveform

EccentricFD is the name of a waveform template in LAL-Suite (LIGO Scientific Collaboration 2018), which corre-

sponds to enhanced post-circular (EPC) model in the original paper (Huerta et al. 2014). The EPC model in the original paper is designed for a single detector. It calculates the strain of the single detector (in the detector frame). EccentricFD decomposes the two polarizations of the gravitational wave (h_+ and h_\times) and transforms from the detector frame to the geocentric frame. We denote the mass of the two compact objects as $m_{1,2}$, the total mass as $M = m_1 + m_2$, the symmetric mass ratio as $\eta = \frac{m_1 m_2}{M^2}$, and the chirp mass as $\mathcal{M} = \eta^{3/5} M$.

The EPC model is constructed by combining two approximations: the high-order quasi-circular post-Newtonian (PN) approximation and the leading-order post-circular approximation. The EPC model can be written as

$$h(f) = C \frac{\mathcal{M}^{5/6}}{D_L} f^{-7/6} \sum_{\ell=1}^{10} \xi_\ell \left(\frac{\ell}{2}\right)^{2/3} e^{-i(\pi/4 + \Psi_\ell)}, \quad (1)$$

$$\Psi_\ell = 2\pi f t_c - \ell \phi_c - \frac{\pi}{4} + \left(\frac{\ell}{2}\right)^{8/3} \frac{3}{128\eta(v_{\text{ecc}})^5} \sum_{i=0}^{i=7} a_i (v_{\text{ecc}})^i, \quad (2)$$

$$C = -\left(\frac{5}{384}\right)^{1/2} \pi^{-2/3}, \quad (3)$$

where f is the frequency of GW, D_L is the luminosity distance between the detector and the GW source, ϕ_c is the initial orbital phase, t_c is the arrival time of GW signal in detector frame, and v_{ecc} is the orbital velocity of the compact objects, which depends on f and the initial eccentricity e_0 . The explicit expression of v_{ecc} is listed in Huerta et al. (2014) and the coefficients a_i can be found in Eq. (3.18) of Buonanno et al. (2009). The amplitude ξ_ℓ depends on the two polar angles ι and β , the polarization angle ψ , the GW source location θ and ϕ . The detail expression of ξ_ℓ can be found in Yunes et al. (2009).

The EPC model can be used until the last stable orbit (LSO) frequency

$$f_{\text{LSO}} = \frac{1}{6\sqrt{6}\pi M}. \quad (4)$$

The EPC model will recover TaylorF2 when the eccentricity is equal to zero (Huerta et al. 2014).

2.2 Gravitational wave parameter estimation

Bayesian method has been used for parameter estimation of gravitational waves (Finn & Chernoff 1993; Cutler & Flanagan 1994; Nicholson & Vecchio 1998; Christensen & Meyer 2001; Cornish & Crowder 2005), and Markov chain Monte Carlo (MCMC) method has become the mainstream method for gravitational wave parameter estimation (Van Der Sluys et al. 2008; Veitch & Vecchio 2010; Raymond 2012; Aasi et al. 2013; Veitch et al. 2015) in the past ten years. There are already some software packages dedicated to parameter estimation of gravitational waves, including LALInference (Veitch et al. 2015), PyCBC Inference (Biver et al. 2019) and Bilby (Ashton et al. 2019). We use Bilby (Ashton et al. 2019) and dynesty sampler (Speagle 2019) in the current study.

After the search pipelines such as cWB (Klimenko & Mitselmakher 2004; Klimenko et al. 2005, 2008; Drago 2010; Klimenko et al. 2016), GstLAL

(Messick et al. 2017; Sachdev et al. 2019) and PyCBC (Nitz et al. 2018) have found a GW trigger, the corresponding data $\vec{d}(t)$ around that trigger time should be analyzed more for the GW source parameters $\vec{\theta}$ under some model assumption H , say CBC model as considered in the current paper. According to the Bayes' theorem (Bayes 1763), we have

$$p(\vec{\theta}|\vec{d}(t), H) = \frac{p(\vec{d}(t)|\vec{\theta}, H)p(\vec{\theta}|H)}{p(\vec{d}(t)|H)}, \quad (5)$$

where $p(A|B)$ means the conditional probability of event A under the condition of given event B , $p(\vec{\theta}|\vec{d}(t), H)$ is the posterior probability density of model parameters, $p(\vec{\theta}|H)$ is the prior probability density, $p(\vec{d}(t)|\vec{\theta}, H)$ is the likelihood function for the Gaussian noise (Wainstein & Zubakov 1970)

$$p(\vec{d}(t)|\vec{\theta}, H) = \exp \left[-\frac{1}{2} \sum_{i=1}^N \langle \tilde{n}_i(f) | \tilde{n}_i(f) \rangle \right] \quad (6)$$

$$= \exp \left[-\frac{1}{2} \sum_{i=1}^N \langle \tilde{d}_i(f) - \tilde{s}_i(f, \vec{\theta}) | \tilde{d}_i(f) - \tilde{s}_i(f, \vec{\theta}) \rangle \right], \quad (7)$$

where N is the number of detectors in the detector network. The inner product is

$$\langle \tilde{a}_i(f) | \tilde{b}_i(f) \rangle = 4\Re \int_{f_{\min}}^{f_{\max}} \frac{\tilde{a}_i(f)\tilde{b}_i^*(f)}{S_n^{(i)}(f)} df, \quad (8)$$

where $S_n^{(i)}(f)$ is the power spectral density (PSD) of the i -th detector's noise. $\tilde{d}_i(f)$ and $\tilde{n}_i(f)$ are the frequency domain representations of the data and noise. $\tilde{s}_i(f, \vec{\theta})$ is the i -th detector's strain (GW waveform model's projection on i -th detector) in the frequency domain.

In order to get the posterior probability density of model parameters, we need some stochastic sampling algorithms, such as Markov chain Monte Carlo (MCMC) (Metropolis et al. 1953; Hastings 1970) and nested sampling (Skilling et al. 2006). In this paper, we use the nested sampler *dynesty* (Speagle 2019) for parameter estimation.

In this paper, we sample the chirp mass M and mass ratio q , instead of sampling the mass of a single black hole (m_1, m_2), because the gravitational wave waveform is mainly determined by the chirp mass, as we can see in the post-Newton approximation, so that the convergence efficiency would be higher. Other parameters are the eccentricity e , the luminosity distance D_L , the declination θ and the right ascension ϕ , the inclination angle between the line of sight and the orbital angular momentum of BBH ι , the polarization angle ψ , the phase at coalescence ϕ_c , and the coalescence time t_c . The range of the prior distribution of all parameters is shown in the Table 1.

2.3 Cut-off frequency

When the waveform template coincides with the gravitational wave signal in the data, the likelihood function will obtain the maximum value, which means that the randomly sampling points will converge around the true parameters in the parameter space. The *EccentricFD* waveform template has only the inspiral part. In order to avoid the residual gravitational wave signal corresponding to the merger and ringdown part interfere the likelihood function, we need to

Table 1. The range of the prior distribution of all parameters. t means the trigger time of BBH, we also set constrain on $m_1, m_1 \in [1.001398, 150]$. The eccentricity e means the initial eccentricity at the reference frequency 10Hz. "UniformSourceFrame" means uniform in comoving volume and source frame time.

parameter	unit	prior	range	boundary
M	M_\odot	Uniform	[2, 60]	reflective
q	1	Uniform	[0.125, 1]	reflective
e	1	LogUniform	[10^{-10} , 0.4]	reflective
D_L	Mpc	UniformSourceFrame	[100, 5000]	reflective
ϕ	rad.	Uniform	[0, 2π]	periodic
θ	rad.	Cosine	$[-\pi/2, \pi/2]$	reflective
ι	rad.	Sine	[0, π]	reflective
ψ	rad.	Uniform	[0, π]	periodic
ϕ_c	rad.	Uniform	[0, 2π]	periodic
t_c	s	Uniform	[$t-0.1, t+0.1$]	None

set the cut-off frequency and remove the merger and ringdown part signal in frequency domain.

As mentioned in the Section 2.1, we use the gravitational wave frequency of the last stable orbit (LSO) as the cut-off frequency, f_{LSO} , which is also the cut-off frequency of the *EccentricFD* template. The f_{LSO} depends on the total mass M of the BBH. We use the public data from PyCBC group (Nitz et al. 2019c). The PyCBC group has done the parameter estimation on 2-OGC by using *PyCBC Inference*. The *PyCBC Inference* uses parallel tempering sampler *ptmcee* (Vousden et al. 2016). We take the median values of m_1, m_2 (source frame) for the 10 BBHs in 2-OGC, which correspond to the 10 BBHs of GWTC-1. Combined with the median values of redshift, we get the masses in geocentric frame, then we obtain the median value of total mass M . Based on this M we calculate the median value of f_{LSO} through (4). We list the results in the Table 2. In addition we also calculate the f_{LSO} for the four new BBH candidates in 2-OGC for later usage.

We note that "inspiral-merger-ringdown (IMR) consistency test" (Ghosh et al. 2016, 2017) used another cut-off frequency f_c , which is also used to distinguish the inspiral part and the post-inspiral part of the signal. The f_c corresponds to the innermost stable circular orbit GW frequency of the final Kerr black hole. Following the method of Healy et al. (2014), we calculate the median values of the mass and spin of the final Kerr black hole based on the public posterior data of 2-OGC, we take the median values of m_1, m_2 (geocentric frame) for the 10 BBHs in GWTC-1 as what we have done for f_{LSO} , then we calculate the median values of spin in the orbital angular momentum direction by using the median values of the dimensionless spin and the polar angle of the dimensionless spin, using the method of Healy et al. (2014), we calculate the median values of the mass and spin of the final Kerr black hole, then we calculate the f_c based on the median values of the mass and spin of the final Kerr black hole. Our results are consistent with the results listed in the Table III of (Abbott et al. 2019c). For comparison we list these f_c also in the Table 2.

3 SIMULATED DATA STUDY

In order to verify the effectiveness of our method, we test our method against some simulated signals before performing parameter estimation on 10 real BBH gravitational wave sig-

Table 2. The gravitational wave frequencies for the last stable orbit f_{ISO} and the inner most circular orbit f_c . The results for the 10 BBH events and the 4 new candidates in 2-0GC, which are marked with ”*”.

event	f_{ISO}/Hz	f_c/Hz
GW150914	61.51	130.20
GW151012	101.15	207.41
GW151205*	26.45	59.20
GW151226	186.82	426.33
GW170104	72.78	143.55
GW170121*	60.63	119.13
GW170304*	40.50	90.68
GW170608	217.44	473.14
GW170727*	43.38	89.79
GW170729	35.83	90.30
GW170809	62.14	136.14
GW170814	69.77	158.09
GW170818	58.71	118.01
GW170823	48.22	105.38

Table 3. The injected parameters of two GW150914-like BBHs. The eccentricity e means the initial eccentricity at the reference frequency 10Hz.

parameter	unit	injected value
m_1	M_\odot	35.0
m_2	M_\odot	30.0
e		0.0 (0.1)
D_L	Mpc	440
ϕ	rad.	45
θ	rad.	5.73
l	rad.	0.4
ψ	rad.	0.1
ϕ_c	rad.	1.2
t_c	s	1126259462.422

nals in GWTC-1. In Section 3.1, we simulate two GW150914-like BBH signals. One admits eccentricity $e = 0.1$ and one without eccentricity ($e = 0$). We illustrate the effects of the eccentricity by plotting the time/frequency domain waveform. Then we do the parameter estimation of these two signals by using our method, and it finds that our method can accurately obtain the eccentricity. In order to statistically verify the validity of our method, we simulate 200 BBH events with eccentricity in Section 3.2. Our method passes the Kolmogorov-Smirnov test. Finally, we also discuss the relationship between the 90% credible interval of eccentricity and the signal-to-noise ratio of the detector network. The relationship indicates the limitation of inspiral-only waveform to measure eccentricity.

3.1 GW150914-like BBHs test

We analyze two simulated GW150914-like BBH events in this subsection. The parameters of the two simulated gravitational wave events are shown in the Table 3. The values are set according to the Table I of Lower et al. (2018).

With the parameters listed in the Table 3, we use the complete eccentric waveform SEOBNRE (Cao & Han 2017; Liu et al. 2019) to generate the simulated signals for the

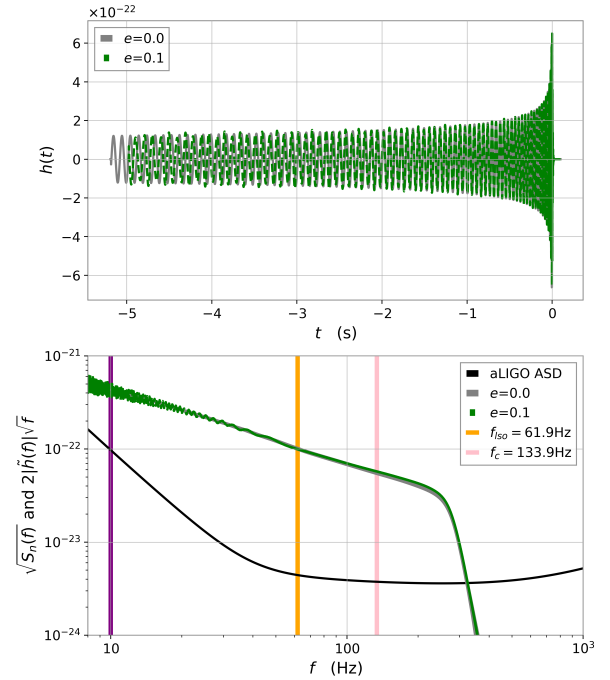


Figure 1. The time and frequency domain GW strain of the simulated GW150914-like BBHs for Advanced LIGO H1 detector.

purpose of illustration in the Figure 1, and we use EccentricFD in actual parameter estimation. We compare the time/frequency domain waveforms of these two simulated BBHs, as shown in Figure 1. In the top subplot, we can see that the time domain signal of eccentric BBH is shorter than the circular one. The eccentricity introduces amplitude modulation on the GW waveform. The difference is larger for the lower frequency part. In the bottom subplot, we can see the relative relationship between the strain caused by these two simulated BBHs and the sensitivity of the Advanced LIGO H1 detector (design sensitivity). We can also see the amplitude modulation in the low frequency part introduced by eccentricity. The three vertical lines represent 10Hz, f_{ISO} and f_c , respectively. According to the optimal SNR

$$\rho_{\text{opt}}^2 = 4 \int_{f_{\text{min}}}^{f_{\text{max}}} \frac{|\hat{h}(f)|^2}{S_n(f)} df = \int_{f_{\text{min}}}^{f_{\text{max}}} \frac{(2|\hat{h}(f)|\sqrt{f})^2}{S_n(f)} d \ln(f), \quad (9)$$

the ”area” between the GW strain and the ASD represents the optimal SNR. It is also the maximum SNR that matched filtering can achieve. According to the designed sensitivity of Advanced LIGO, we have $f_{\text{min}} = 10\text{Hz}$. Due to the cut-off frequency of the EccentricFD template used in this paper $f_{\text{max}} = f_{\text{ISO}}$, the matched filtering SNR will be smaller than the result of the complete eccentric BBH waveform. Differently the LIGO-Virgo Scientific Collaboration used f_c as the cut-off frequency in the inspiral-merger-ringdown (IMR) consistency test with the quasi-circular BBH templates. Therefore, the matched filtering SNR calculated in the Section 4 is different from the ρ_{insp} results in the Table III of Abbott et al. (2019c).

We use the method described in the above section to cal-

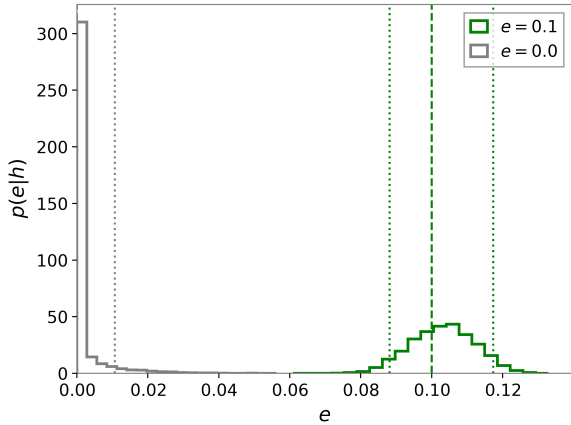


Figure 2. The 1D marginal posterior distribution of the eccentricity for the two simulated signals. The two dash lines represent the true values. The dotted lines represent the 90% credible intervals.

culate the posterior distribution of the source parameters. And the marginalized posterior distribution for the initial eccentricity at reference frequency 10Hz can be got accordingly. We plot the results for the two simulated signals in the Figure 2. The vertical dash lines represent the true values. It can be seen that our method can accurately catch the eccentricity of BBHs. Other parameters can also be accurately got. We leave the posterior probability of the other primary parameters to the Appendix A.

3.2 Kolmogorov-Smirnov (KS) test

We test the statistical property of our method in this subsection. According to the LIGO-Virgo Scientific Collaboration's standard, any gravitational wave parameter estimation method needs to pass the Kolmogorov-Smirnov (KS) test (Sidery et al. 2014; Veitch et al. 2015; Biwer et al. 2019; Thrane & Talbot 2019). For such KS test, we simulate 200 BBH events whose parameters are randomly drawn from the prior distribution listed in the Table 1. Here we use *EccentricFD* to simulate the signals. Then we inject these simulated signals into a detector network composed of the two Advanced LIGO detectors H1 and L1. Both detectors take their design sensitivity. Considering our matched filtering SNR on the real BBHs in GWTC-1 will be relatively lower than the ones of Abbott et al. (2019c) because *EccentricFD* has only the inspiral part, we set the SNR range (6,20) according to the ρ_{insp} in Table III of Abbott et al. (2019c). The final result is shown in the Figure 3. Our method can accurately recover the parameters of BBHs. The cumulative distribution curve of each parameter strictly follows the diagonal line and falls in the error range (the shadow area).

We have also investigated the relationship between the 90% credible interval and the signal-to-noise ratio of the detector network (Huang et al. 2018). The result is plotted in the Figure 4. The simulated data used here is the same as those in the Figure 3. Huang et al. (2018) fixed all parameters except the luminosity distance. It is different in the current work. We simulate signals with random parameters

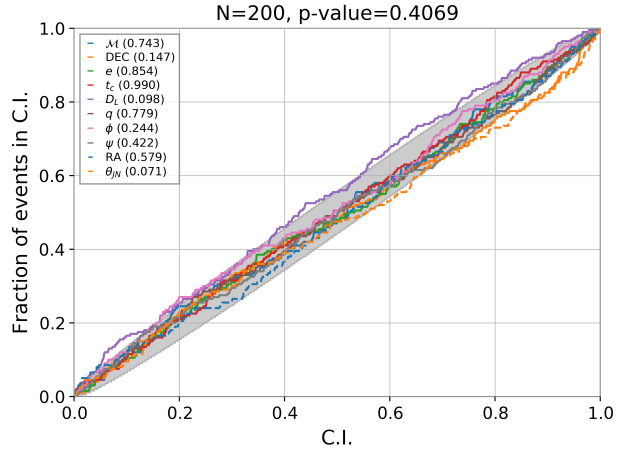


Figure 3. This plot shows the fraction of simulated BBH signals with parameter values within a credible interval as a function of credible interval. The diagonal line indicates the ideal 1-to-1 relation, which is expected if the parameter estimation method provides unbiased estimates of the BBH parameters. We perform the Kolmogorov-Smirnov (KS) test on each parameter (10 in total). The obtained two-tailed p-value indicate the consistency between the curves and the diagonal line. The combined p-value is showed in the plot title. The gray region indicates the fluctuations (90% credible interval) for the single parameter due to the finite sample size.

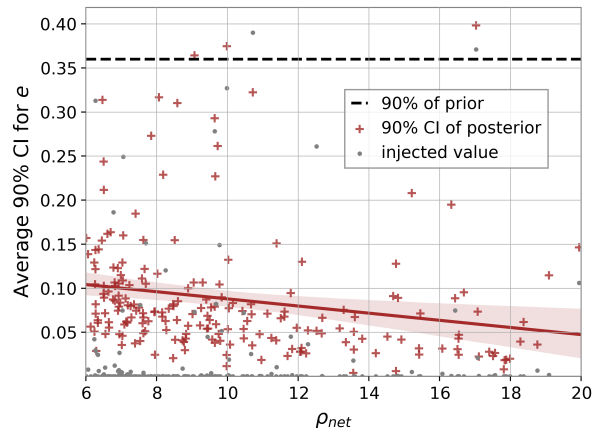


Figure 4. The relationship between the 90% credible interval and the signal-to-noise ratio of the detector network. The gray points represent the true eccentricity of 200 BBHs. The brown points represent the upper limit of the 90% credible interval calculated by our method. The brown line and the shaded area represent the fitting curve and the 90% confidence interval of the fitting, respectively. The black dash line represents the eccentricity's upper bound of the 90% interval of prior distribution, which is about 0.36.

from the prior distributions. This is better to test the general capability of our method. The gray points represent the true eccentricity of 200 BBHs. The brown points represent the upper limit of the 90% credible interval calculated by our method. The brown line and the shaded area represent the fitting curve and the 90% confidence interval of the fitting,

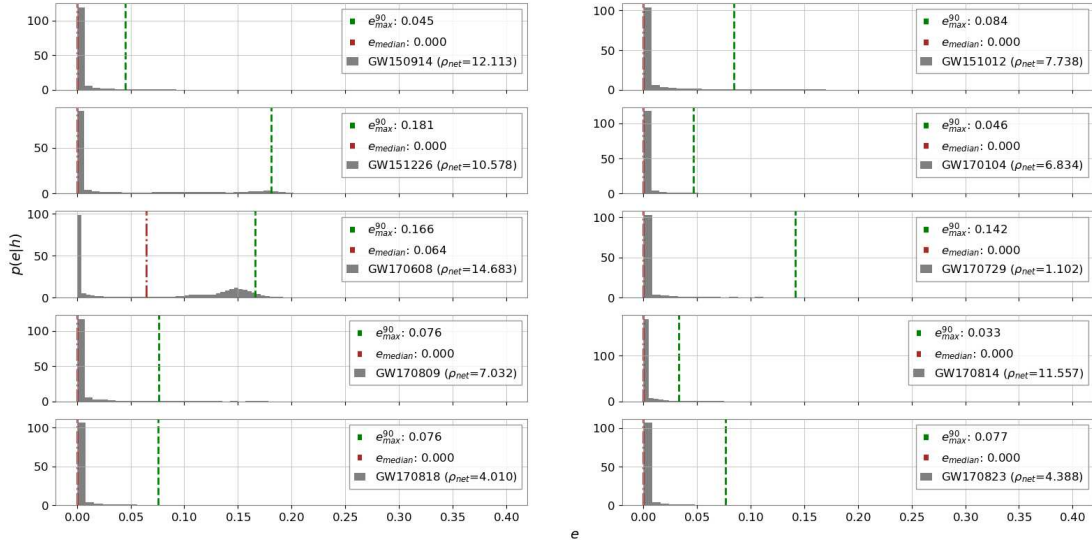


Figure 5. The posterior distribution of eccentricity for 10 real BBH events in GWTC-1. The gray histogram represents the posterior distribution of eccentricity. The green line represents the upper limit of the 90% credible interval. The brown line represents the median value of the posterior distribution of eccentricity. In the legend ρ_{net} is the median value of the matched filtering signal-to-noise ratio calculated with `EccentricFD`.

respectively. The black dash line represents the eccentricity's upper bound of the 90% interval of prior distribution, which is about 0.36. When the signal-to-noise ratio of the detector network increases, the 90% credible interval of the eccentricity becomes narrower. But within the range of the signal-to-noise ratio tested in this paper, the 90% credible interval of the eccentricity is generally around 0.1.

4 THE ECCENTRICITY MEASUREMENT OF BBHs IN GWTC-1

Now we apply our method to the real data of the 10 BBH events in GWTC-1. The sensitivity of Advanced LIGO and Advanced Virgo has not reached their respective design sensitivities during the O1 and O2 periods. There is a strong seismic noise below 20Hz. So we follow the GWTC-1 paper (Abbott et al. 2019b) and choose $f_{\text{min}} = 20\text{Hz}$ for the inner product. There is one exception. The H1 data of GW170608 has strong non-Gaussian noise below 30Hz (Abbott et al. 2017d), so the f_{min} of GW170608 in H1 data is set to 30Hz. The f_{iso} is again chosen as the f_{max} in the inner product. But note that we still use 10Hz as the reference frequency for the initial eccentricity, which means we measure the eccentricity at 10Hz of the GW. This is consistent with the reference frequency of the simulated signals in Section 3.2.

We plot the posterior distribution of eccentricity in the Figure 5 with gray histogram. The green line represents the upper limit of the 90% credible interval e_{max}^{90} . The brown line represents the median of the posterior distribution of eccentricity e_{median} . We list the median value of the matched filtering signal-to-noise ratio ρ_{net} calculated with `EccentricFD` in the legend after the GW event name. For clarity we also list ρ_{net} , e_{median} and e_{max}^{90} in the Table 4.

Table 4. Measurement results for the 10 real BBH events in GWTC-1. ρ_{net} is the median value of the matched filtering signal-to-noise ratio calculated with `EccentricFD`. e_{median} is the median of the posterior distribution of eccentricity. And e_{max}^{90} is the upper limit of the 90% credible interval.

event	ρ_{net}	e_{median}	e_{max}^{90}
GW150914	12.113	0.000	0.045
GW151012	7.738	0.000	0.084
GW151226	10.578	0.000	0.181
GW170104	6.834	0.000	0.046
GW170608	14.683	0.064	0.166
GW170729	1.102	0.000	0.142
GW170809	7.032	0.000	0.076
GW170814	11.557	0.000	0.033
GW170818	4.010	0.000	0.076
GW170823	4.388	0.000	0.077

There are three BBHs, GW170729, GW170818, and GW170823, admitting a relatively low network signal-to-noise ratio $\rho_{\text{net}} < 6$. This is because the f_{iso} of these events is low. Their cut-off frequencies are respectively 35.83Hz, 58.71Hz and 48.22Hz, closing to $f_{\text{min}}=20\text{Hz}$. The short integral frequency range results in a low signal-to-noise ratio.

There are three BBHs, GW151226, GW170608, and GW170729, admitting a relatively high upper bound of the eccentricity's 90% credible interval $e_{\text{max}}^{90} > 0.1$. But their median values are also relatively low, which are less than 0.1. Their median values are respectively 0.000, 0.064, and 0.000. Reminding the relatively high e_{max}^{90} results of the simulated signal in the above section, we conclude that the eccentricity of the 10 BBHs in GWTC-1 have no significant ec-

centricity. This result is consistent with the conclusion of [Romero-Shaw et al. \(2019\)](#).

5 DISCUSSION

In this paper, we for the first time directly apply the stochastic sampling algorithm to measuring the eccentricity of the 10 BBH gravitational wave events in *GWTC-1*. Due to the slow waveform generation speed of *SEOBNRE* code, the inspiral-only waveform *EccentricFD* is adopted in the current work. The results show that the eccentricities of all these 10 BBHs are small. They are very possibly less than 0.1 when the corresponding GWs enter the LIGO band.

Due to the inspiral-only waveform, part of the GW signal is wasted. That is why the 90% credible interval of the eccentricity is relatively large. This indicates the importance of applying a complete eccentric BBH template to parameter estimation. Next step we plan to use *SEOBNRE* as the waveform template to do the measurement. In order to accelerate the waveform generation speed, there are some possible methods such as reduced order modeling (ROM) and reduced-order quadrature (ROQ) ([Field et al. 2011, 2012](#); [Canizares et al. 2015](#); [Smith et al. 2016](#); [Pürrer et al. 2017](#); [Chua et al. 2019](#)).

Previous work ([Sun et al. 2015](#)) indicates that using quasi-circular waveform templates may result in many eccentric signals loss. In another word we do not expect the detected BBHs based on quasi-circular waveform templates admit significant eccentricity. This explains why the 10 BBH events in *GWTC-1* admit negligible eccentricity. Only when the complete inspiral-merger-ringdown eccentric waveform template such as *SEOBNRE* is applied to searching GWs, we expect eccentric events can be found.

In the future, with the increasing sensitivity of gravitational wave detectors, the continuous accumulation of BBH events, and the improvement of eccentricity measurement methods, we will be able to distinguish the formation mechanisms of BBH by measuring the eccentricity of these BBHs.

ACKNOWLEDGEMENTS

We thank Heng Yu for his great support, and we are thankful to Xiaolin Liu for many helpful discussions. This work was supported by the NSFC (No. 11622546, 11633001 and 11920101003) and by the Collaborative research program of the Institute for Cosmic Ray Research (ICRR), the University of Tokyo. Zhoujian Cao and Zong-Hong Zhu were supported by "the Interdiscipline Research Funds of Beijing Normal University" and the Strategic Priority Research Program of the Chinese Academy of Sciences, grant No. XDB23040100 and XDB23000000.

REFERENCES

- Aasi J., et al., 2013, *Physical Review D*, 88, 062001
 Abbott B. P., et al., 2016a, *Physical Review X*, 6, 041015
 Abbott B. P., et al., 2016b, *Physical Review D*, 93, 122003
 Abbott B. P., et al., 2016c, *Physical Review D*, 93, 122004
 Abbott B. P., et al., 2016d, *Physical review letters*, 116, 241102
 Abbott B. P., et al., 2017a, *Classical and Quantum Gravity*, 34, 104002
 Abbott B. P., et al., 2017b, *Physical Review Letters*, 119, 161101
 Abbott B. P., et al., 2017c, *The Astrophysical Journal Letters*, 848, L13
 Abbott B. P., et al., 2017d, *The Astrophysical Journal Letters*, 851, L35
 Abbott R., et al., 2019a, arXiv preprint arXiv:1912.11716
 Abbott B., et al., 2019b, *Physical Review X*, 9, 031040
 Abbott B., et al., 2019c, *Physical Review D*, 100, 104036
 Abbott B., et al., 2019d, *The Astrophysical Journal Letters*, 882, L24
 Abbott B., et al., 2019e, *The Astrophysical Journal*, 883, 149
 Abbott B., et al., 2020, arXiv preprint arXiv:2001.01761
 Antelis J. M., Moreno C., 2019, *General Relativity and Gravitation*, 51, 61
 Antonini F., Chatterjee S., Rodriguez C. L., Morscher M., Pat-tabiraman B., Kalogera V., Rasio F. A., 2016, *ApJ*, 816, 65
 Ashton G., Khan S., 2019, arXiv preprint arXiv:1910.09138
 Ashton G., et al., 2019, *The Astrophysical Journal Supplement Series*, 241, 27
 Babak S., Taracchini A., Buonanno A., 2017, *Physical Review D*, 95, 024010
 Bayes T., 1763, *Philosophical transactions of the Royal Society of London*, pp 370–418
 Biver C. M., Capano C. D., De S., Cabero M., Brown D. A., Nitz A. H., Raymond V., 2019, *Publications of the Astronomical Society of the Pacific*, 131, 024503
 Bouffanais Y., Mapelli M., Gerosa D., Di Carlo U. N., Giacobbo N., Berti E., Baibhav V., 2019, *The Astrophysical Journal*, 886, 25
 Buonanno A., Iyer B. R., Ochsner E., Pan Y., Sathyaprakash B. S., 2009, *Physical Review D*, 80, 084043
 Canizares P., Field S. E., Gair J., Raymond V., Smith R., Tiglio M., 2015, *Physical review letters*, 114, 071104
 Cao Z., Han W.-B., 2017, *Physical Review D*, 96, 044028
 Celoria M., Oliveri R., Sesana A., Mapelli M., 2018, arXiv preprint arXiv:1807.11489
 Christensen N., Meyer R., 2001, *Physical Review D*, 64, 022001
 Chua A. J., Galley C. R., Vallisneri M., 2019, *Physical review letters*, 122, 211101
 Cornish N. J., Crowder J., 2005, *Physical Review D*, 72, 043005
 Cutler C., Flanagan E. E., 1994, *Physical Review D*, 49, 2658
 De Mink S., Mandel I., 2016, *Monthly Notices of the Royal Astronomical Society*, 460, 3545
 Dominik M., Belczynski K., Fryer C., Holz D. E., Berti E., Bulik T., Mandel I., O’Shaughnessy R., 2012, *The Astrophysical Journal*, 759, 52
 Drago M., 2010
 Farr W. M., Stevenson S., Miller M. C., Mandel I., Farr B., Vecchio A., 2017, *Nature*, 548, 426
 Farr B., Holz D. E., Farr W. M., 2018, *The Astrophysical Journal Letters*, 854, L9
 Fernandez N., Profumo S., 2019, *Journal of Cosmology and Astroparticle Physics*, 2019, 022
 Field S. E., Galley C. R., Herrmann F., Hesthaven J. S., Ochsner E., Tiglio M., 2011, *Physical review letters*, 106, 221102
 Field S. E., Galley C. R., Ochsner E., 2012, *Physical Review D*, 86, 084046
 Finn L. S., Chernoff D. F., 1993, *Physical Review D*, 47, 2198
 Fragione G., Grishin E., Leigh N. W. C., Perets H. B., Perna R., 2019, *MNRAS*, 488, 47
 Gayathri V., Bartos I., Haiman Z., Klimentenko S., Kocsis B., Marka S., Yang Y., 2019, arXiv preprint arXiv:1911.11142
 Ghosh A., et al., 2016, *Physical Review D*, 94, 021101
 Ghosh A., et al., 2017, | 10.1088/1361-6382/aa972e, 35, 014002
 Gondán L., Kocsis B., Raffai P., Frei Z., 2018a, *The Astrophysical Journal*, 855, 34

- Gondán L., Kocsis B., Raffai P., Frei Z., 2018b, *ApJ*, **860**, 5
- Hannam M., Schmidt P., Bohé A., Haegel L., Husa S., Ohme F., Pratten G., Pürrer M., 2014, *Physical review letters*, **113**, 151101
- Hastings W. K., 1970
- Healy J., Lousto C. O., Zlochower Y., 2014, *Physical Review D*, **90**, 104004
- Hinder I., Vaishnav B., Herrmann F., Shoemaker D. M., Laguna P., 2008, *Physical Review D*, **77**, 081502
- Hinder I., Herrmann F., Laguna P., Shoemaker D., 2010, *Physical Review D*, **82**, 024033
- Hoang B.-M., Naoz S., Kocsis B., Rasio F. A., Dosopoulou F., 2018, *ApJ*, **856**, 140
- Huang Y., Middleton H., Ng K. K., Vitale S., Veitch J., 2018, *Physical Review D*, **98**, 123021
- Huerta E., Kumar P., McWilliams S. T., O’Shaughnessy R., Yunes N., 2014, *Physical Review D*, **90**, 084016
- Husa S., Khan S., Hannam M., Pürrer M., Ohme F., Forteza X. J., Bohé A., 2016, *Physical Review D*, **93**, 044006
- Khan S., Husa S., Hannam M., Ohme F., Pürrer M., Forteza X. J., Bohé A., 2016, *Physical Review D*, **93**, 044007
- Klimenko S., Mitselmakher G., 2004, *Classical and Quantum Gravity*, **21**, S1819
- Klimenko S., Mohanty S., Rakhmanov M., Mitselmakher G., 2005, *Physical Review D*, **72**, 122002
- Klimenko S., Yakushin I., Mercer A., Mitselmakher G., 2008, *Classical and Quantum Gravity*, **25**, 114029
- Klimenko S., et al., 2016, *Physical Review D*, **93**, 042004
- Kowalska I., Bulik T., Belczynski K., Dominik M., Gondek-Rosinska D., 2011, *Astronomy & Astrophysics*, **527**, A70
- Kruckow M., Tauris T., Langer N., Szécsi D., Marchant P., Podsiadlowski P., 2016, *Astronomy & Astrophysics*, **596**, A58
- LIGO Scientific Collaboration 2018, LIGO Algorithm Library - LALSuite, free software (GPL), [doi:10.7935/GT1W-FZ16](https://doi.org/10.7935/GT1W-FZ16)
- Liu X., Cao Z., Shao L., 2019, arXiv preprint arXiv:1910.00784
- Livio M., Soker N., 1988, *The Astrophysical Journal*, **329**, 764
- Lower M. E., Thrane E., Lasky P. D., Smith R., 2018, *Physical Review D*, **98**, 083028
- Ma S., Cao Z., Lin C.-Y., Pan H.-P., Yo H.-J., 2017, *Physical Review D*, **96**, 084046
- Mandel I., De Mink S. E., 2016, *Monthly Notices of the Royal Astronomical Society*, **458**, 2634
- Messick C., et al., 2017, *Physical Review D*, **95**, 042001
- Metropolis N., Rosenbluth A. W., Rosenbluth M. N., Teller A. H., Teller E., 1953, *The journal of chemical physics*, **21**, 1087
- Moore B., Yunes N., 2019a, arXiv preprint arXiv:1910.01680
- Moore B., Yunes N., 2019b, *Classical and Quantum Gravity*, **36**, 185003
- Nicholson D., Vecchio A., 1998, *Physical Review D*, **57**, 4588
- Nishizawa A., Sesana A., Berti E., Klein A., 2017, *Monthly Notices of the Royal Astronomical Society*, **465**, 4375
- Nitz A. H., Dal Canton T., Davis D., Reyes S., 2018, *Physical Review D*, **98**, 024050
- Nitz A. H., et al., 2019a, arXiv preprint arXiv:1910.05331
- Nitz A. H., et al., 2019c
- Nitz A. H., Lenon A., Brown D. A., 2019b, arXiv preprint arXiv:1912.05464
- Nitz A. H., Capano C., Nielsen A. B., Reyes S., White R., Brown D. A., Krishnan B., 2019d, *The Astrophysical Journal*, **872**, 195
- Nitz A., et al., 2020, gwastro/pycbc v1.15.3, [doi:10.5281/zenodo.3596447](https://doi.org/10.5281/zenodo.3596447), <https://doi.org/10.5281/zenodo.3596447>
- O’Leary R. M., Rasio F. A., Fregeau J. M., Ivanova N., O’Shaughnessy R., 2006, *ApJ*, **637**, 937
- O’Leary R. M., Kocsis B., Loeb A., 2009a, *MNRAS*, **395**, 2127
- O’Leary R. M., Kocsis B., Loeb A., 2009b, *Monthly Notices of the Royal Astronomical Society*, **395**, 2127
- O’Leary R. M., Meiron Y., Kocsis B., 2016, *ApJ*, **824**, L12
- Pan Y., Buonanno A., Taracchini A., Kidder L. E., Mroué A. H., Pfeiffer H. P., Scheel M. A., Szilágyi B., 2014, *Physical Review D*, **89**, 084006
- Pan H.-P., Lin C.-Y., Cao Z., Yo H.-J., 2019, *Physical Review D*, **100**, 124003
- Payne E., Talbot C., Thrane E., 2019, *Physical Review D*, **100**, 123017
- Peters P. C., 1964, *Physical Review*, **136**, B1224
- Pürrer M., Smith R., Field S., Canizares P., Raymond V., Gair J., Hannam M., 2017, in *The MG14 Meeting on General Relativity*. pp 2015–2018
- Raymond V., 2012, Technical report, Parameter estimation using Markov Chain Monte Carlo methods for gravitational waves from spinning inspirals of compact objects
- Rodriguez C. L., Farr B., Farr W. M., Mandel I., 2013, *Physical Review D*, **88**, 084013
- Romero-Shaw I. M., Lasky P. D., Thrane E., 2019, *Monthly Notices of the Royal Astronomical Society*, **490**, 5210
- Romero-Shaw I. M., Farrow N., Stevenson S., Thrane E., Zhu X.-J., 2020, arXiv e-prints, [p. arXiv:2001.06492](https://arxiv.org/abs/2001.06492)
- Roulet J., Zaldarriaga M., 2019, *Monthly Notices of the Royal Astronomical Society*, **484**, 4216
- Sachdev S., et al., 2019, arXiv preprint arXiv:1901.08580
- Samsing J., 2018, *Phys. Rev. D*, **97**, 103014
- Sidery T., et al., 2014, *Physical Review D*, **89**, 084060
- Sigurdsson S., Hernquist L., 1993, *Nature*, **364**, 423
- Skilling J., et al., 2006, *Bayesian analysis*, **1**, 833
- Smith R., Field S. E., Blackburn K., Haster C.-J., Pürrer M., Raymond V., Schmidt P., 2016, *Physical Review D*, **94**, 044031
- Speagle J. S., 2019, arXiv preprint arXiv:1904.02180
- Stachie C., et al., 2020, arXiv preprint arXiv:2001.01462
- Sun B., Cao Z., Wang Y., Yeh H.-C., 2015, *Physical Review D*, **92**, 044034
- Taam R. E., Sandquist E. L., 2000, *Annual Review of Astronomy and Astrophysics*, **38**, 113
- Tagawa H., Saitoh T. R., Kocsis B., 2018, *Physical review letters*, **120**, 261101
- Takátsy J., Bécsy B., Raffai P., 2019, *MNRAS*, **486**, 570
- Taracchini A., et al., 2014, *Physical Review D*, **89**, 061502
- Thrane E., Talbot C., 2019, *Publications of the Astronomical Society of Australia*, **36**
- Vallisneri M., 2008, *Physical Review D*, **77**, 042001
- Van Der Sluys M., Raymond V., Mandel I., Röver C., Christensen N., Kalogera V., Meyer R., Vecchio A., 2008, *Classical and Quantum Gravity*, **25**, 184011
- Veitch J., Vecchio A., 2010, *Physical Review D*, **81**, 062003
- Veitch J., et al., 2015, *Physical Review D*, **91**, 042003
- Venumadhav T., Zackay B., Roulet J., Dai L., Zaldarriaga M., 2019, arXiv preprint arXiv:1902.10341
- Vitale S., Lynch R., Sturani R., Graff P., 2015, arXiv preprint arXiv:1503.04307
- Vousden W., Farr W. M., Mandel I., 2016, *Monthly Notices of the Royal Astronomical Society*, **455**, 1919
- Wainstein L. A., Zubakov V., 1970, *European Science Notes*
- Wen L., 2003, *ApJ*, **598**, 419
- Yunes N., Arun K., Berti E., Will C. M., 2009, *Physical Review D*, **80**, 084001
- Zackay B., Dai L., Venumadhav T., Roulet J., Zaldarriaga M., 2019b, arXiv preprint arXiv:1910.09528
- Zackay B., Venumadhav T., Dai L., Roulet J., Zaldarriaga M., 2019a, arXiv preprint arXiv:1902.10331

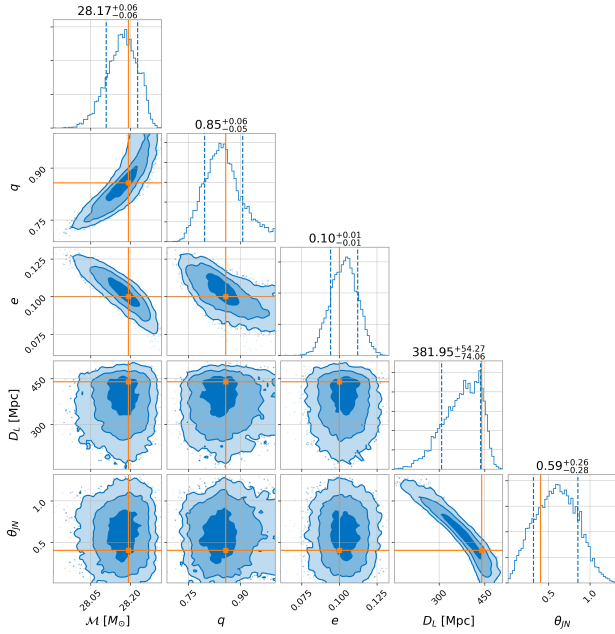


Figure A1. The posterior distributions of primary parameters for GW150914-like BBH with $e = 0.1$. The true values are given by the orange lines. The contours in the two-dimensional posteriors plot represent the 68%, 95%, and 99% credible intervals. The numbers listed at the top of each 1D marginal distribution plot are the median values of the posteriors and the boundary values of the 95% confidence intervals.

APPENDIX A: THE POSTERIOR PROBABILITY OF THE SOURCE PARAMETERS OF TWO GW150914-LIKE BBHS

Here we provide the posterior distributions of primary parameters for the two GW150914-like BBHs illustrated in the Section 3.1.

This paper has been typeset from a $\text{\TeX}/\text{\LaTeX}$ file prepared by the author.

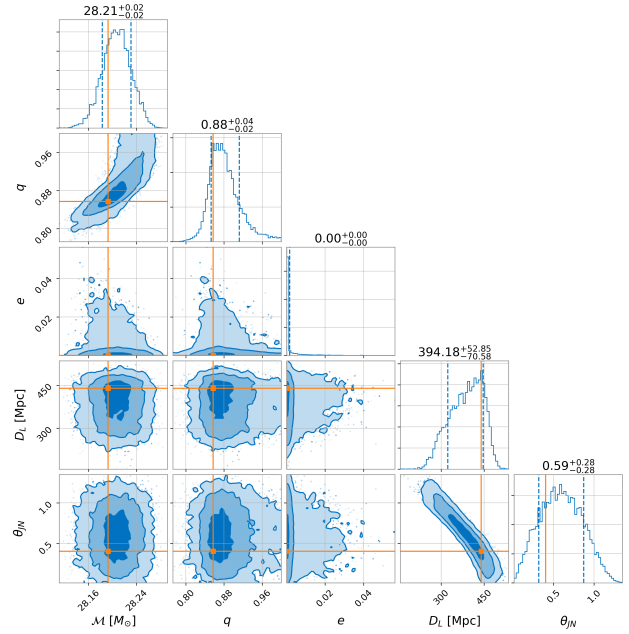


Figure A2. The posterior distributions of primary parameters for GW150914-like BBH with $e = 0.0$. The plot convention is the same as that of the Figure A1.