

Running vacuum model in non-flat universe

Chao-Qiang Geng,^{1,2,3,4,*} Yan-Ting Hsu,^{3,†} Lu Yin,^{1,2,3,‡} and Kaituo Zhang^{5,6,§}

¹*School of Fundamental Physics and Mathematical Sciences*

Hangzhou Institute for Advanced Study, UCAS, Hangzhou 310024, China

²*International Centre for Theoretical Physics Asia-Pacific, Beijing/Hangzhou, China*

³*Department of Physics, National Tsing Hua University, Hsinchu, Taiwan 300*

⁴*National Center for Theoretical Sciences, Hsinchu, Taiwan 300*

⁵*Department of Physics, Anhui Normal University, Wuhu, Anhui 241000, China*

⁶*Collaborative Innovation Center of Light Manipulations and Applications,
Shandong Normal University, Jinan 250358, China*

Abstract

We investigate observational constraints on the running vacuum model (RVM) of $\Lambda = 3\nu(H^2 + K/a^2) + c_0$ in the spatially curved universe, where ν is the model parameter, K corresponds to the spatial curvature constant, a represents the scalar factor, and c_0 is a constant defined by the boundary conditions. We study the CMB power spectra with several sets of ν and K in RVM. By fitting the cosmological data, we find that the best fitted χ^2 value of RVM is slightly smaller than that of Λ CDM in the non-flat universe, along with the constraints of $\nu \leq O(10^{-4})$ (68 % C.L.) and $|\Omega_K = -K/(aH)^2| \leq O(10^{-2})$ (95 % C.L.). In particular, our results favor the open universe in both Λ CDM and RVM. In addition, we show that the cosmological constraints of $\Sigma m_\nu = 0.256_{-0.234}^{+0.224}$ (RVM) and $\Sigma m_\nu = 0.257_{-0.234}^{+0.219}$ (Λ CDM) at 95% C.L. for the neutrino mass sum are relaxed in both models in the spatially curved universe.

* geng@phys.nthu.edu.tw

† ythsu@gapp.nthu.edu.tw

‡ yinlu@gapp.nthu.edu.tw

§ Corresponding author, ktzhang@ahnu.edu.cn

I. INTRODUCTION

Since the discovery that our universe has been expanding at an accelerated rate at recent time from the type Ia supernova data [1–3], many dark energy models have been proposed to explain these phenomena [4–9]. The simplest one is the Λ CDM model, in which Λ represents the cosmological constant term. However, Λ CDM encounters some difficulties, mainly the “fine tuning” [10, 11] and “coincidence” [12–14] problems.

The running vacuum model (RVM) [15, 16] has been introduced in order to solve the “coincidence problem”, where the cosmological constant term is assumed to be varying with the Hubble parameter H . This model links the existence of dark energy to the theoretical mechanism of the quantum field, which may trigger the primordial inflation scenario [17], and fit with the observational data better than Λ CDM [18]. In the literature, the spatially flat RVM has been extensively investigated [18–35].

Recently, the Planck Legacy 2018 analysis by Valentino, Melchiorri and Silk in Ref. [36] has suggested that the universe is closed at 99 % C.L. [37]. Similar conclusions have been obtained by Park and Ratra in the context of non spatially-flat DE models obtained [38–41]. Nevertheless, when the BAO data set is included together with the CMB, the evidence in favor of a non spatially-flat universe disappears completely [36, 42, 43]. These interesting results encourage us to study RVM in a non-flat universe [44, 45] besides the flat one [18]. With the involvement of the non-zero spatial curvature, it is inevitable to encounter the degeneracies between curvature and other parameters. One of them is the famous “geometrical degeneracy” [46, 47] on CMB power spectra, caused by different sets of parameters that lead to same value of the angular diameter distance of the last scattering. On the other hand, when fitting with the observational data, the non-zero spatial curvature also broadens the constraints of the cosmological parameters [48].

In this work, we concentrate on the running cosmological constant in the non-flat universe, $\Lambda = 3\nu(H^2 + K/a^2) + c_0$, where ν and c_0 are the model parameters, a represents the scalar factor and K corresponds to the spatial curvature constant. We first study the CMB power spectra in this non-flat RVM and discuss the degeneracy between ν and the density parameter of curvature $\Omega_K = -K/(aH)^2$. We then constrain the cosmological parameters of both non-flat RVM and Λ CDM with the observational data by using the Markov chain Monte Carlo (MCMC) method, and compare the results with those in the flat universe.

The effectiveness of RVM versus Λ CDM in the non-flat universe is also tested based on the minimal χ^2 values.

This paper is organized as follows. In Sec. II, we introduce the non-flat running vacuum model and derive the background evolution equations. We compare the CMB power spectra of RVM in the non-flat universe along with the Planck 2018 data, and show the constraints of the cosmological parameters in Sec. III. Our conclusions is presented in Sec. IV.

II. EVOLUTION OF RVM IN CURVED UNIVERSE

We start with the Einstein field equation of RVM, given by

$$R_{\alpha\beta} - \frac{1}{2}g_{\alpha\beta}R + g_{\alpha\beta}\Lambda = \kappa^2 T_{\alpha\beta}, \quad (1)$$

where $\kappa^2 = 8\pi G$ is set to be 1 for simplicity, $R = g^{\alpha\beta}R_{\alpha\beta}$ represents the Ricci scalar, $T_{\alpha\beta}$ stands for the energy-momentum tensor for matter and radiation, and Λ corresponds to the dynamical cosmological constant.

The spatially isotropic and homogeneous universe can be described by the Robertson-Walker metric:

$$ds^2 = -dt^2 + a^2(t) \left\{ \frac{dr^2}{1 - Kr^2} + r^2 d\theta^2 + r^2 \sin^2 \theta d\phi^2 \right\}, \quad (2)$$

where a is the scale factor, while K is a constant describe the spatial curvature with $K = 1, 0, -1$ corresponding to the closed, flat, and open universe, respectively. Then, the Friedmann equations can be expressed as

$$H^2 = \frac{1}{3}(\rho_m + \rho_r + \rho_\Lambda) - \frac{K}{a^2}, \quad (3)$$

$$\dot{H} = -\frac{1}{2}(\rho_m + \rho_r + \rho_\Lambda + P_m + P_r + P_\Lambda) + \frac{K}{a^2}, \quad (4)$$

where $\rho_{m,r,\Lambda}$ ($P_{m,r,\Lambda}$) are the energy densities (pressures) of matter, radiation and dark energy, respectively, and $H = da/(adt)$ represents the Hubble parameter. We note that $\rho_\Lambda = \kappa^{-2}\Lambda$, and the density parameters are parameters are given by

$$\Omega_{m,r} = \frac{\rho_{m,r}}{3H^2}, \quad (5)$$

$$\Omega_\Lambda = \frac{\Lambda}{3H^2}, \quad (6)$$

$$\Omega_K = -\frac{K}{a^2 H^2}. \quad (7)$$

In the non-flat universe, the running cosmological constant term is set to be

$$\Lambda = 3\nu H^2 + 3\nu \frac{K}{a^2} + c_0, \quad (8)$$

where ν is a non-negative model parameter to ensure that the energy density of dark energy is positive in the early universe, c_0 is given by $c_0 = -3\nu(H_0^2 + K) + \Lambda_0$ with H_0 and Λ_0 the present values of the Hubble parameter and cosmological constant, respectively. The model becomes to be Λ CDM when $\nu = 0$. The corresponding equations of state in this model can be defined as

$$w_{m,r,\Lambda} = \frac{P_{m,r,\Lambda}}{\rho_{m,r,\Lambda}} = 0, \frac{1}{3}, -1. \quad (9)$$

For the energy transformations from dark energy to matter and radiation, the modified continuity equations are given by

$$\dot{\rho}_{m,r} + 3H(1 + w_{m,r})\rho_{m,r} = Q_{m,r}, \quad (10)$$

$$\dot{\rho}_\Lambda + 3H(1 + w_\Lambda)\rho_\Lambda = -Q, \quad (11)$$

with $Q_m + Q_r = Q$, $Q_{m,r}$ can be written as

$$Q_{m,r} = -\frac{\dot{\rho}_\Lambda(\rho_{m,r} + P_{m,r})}{\rho_m + \rho_r + P_m + P_r} = 3\nu H(1 + w_{m,r})\rho_{m,r}. \quad (12)$$

By combining Eqs. (3)-(12), we derive the energy densities as functions of the scale factor:

$$\rho_m(a) = \rho_m^{(0)} a^{-3\xi}, \quad (13)$$

$$\rho_r(a) = \rho_r^{(0)} a^{-4\xi}, \quad (14)$$

$$\rho_\Lambda(a) = \rho_\Lambda^{(0)} + (\xi^{-1} - 1) [\rho_m^{(0)} (a^{-3\xi} - 1) + \rho_r^{(0)} (a^{-4\xi} - 1)], \quad (15)$$

where $\rho_{m,r,\Lambda}^{(0)}$ are current values and $\xi = (1 - \nu)$. Consequently, the Friedmann equation defined in Eq. (3) can be rewritten as

$$H^2 = H_0^2 \left\{ \frac{1}{\xi} [\Omega_m^0 (a^{-3\xi} - 1) + \Omega_r^0 (a^{-4\xi} - 1)] + \Omega_K^0 (a^{-2} - 1) + 1 \right\}, \quad (16)$$

where $\Omega_{m,r,K}^0$ are current values of density parameters.

III. NUMERICAL CALCULATIONS

To study the degeneracy between the cosmological parameters, we first modify the **CAMB** [49] program to generate theoretical CMB power spectra for both models of RVM

and Λ CDM. The results are presented in Sec. III A. We then use the **CosmoMC** package [50], which is a Markov Chain Monte Carlo (MCMC) engine exploring the cosmological parameter space, to constrain RVM and Λ CDM from the observational data. For simplification, we take Ω_K afterward to represent the density parameter of curvature at the present time except those specifically indicated.

A. CMB power spectra of the models

There is “geometrical degeneracy” between curvature and other parameters for CMB power spectra. To see this effect, we compare CMB power spectra of RVM and Λ CDM with different ν and Ω_K along with the observational data from Planck 2018 [43]. From the previous studies in the literature [18, 33, 34] with $0 \leq \nu \leq O(10^{-3})$ in RVM for the flat universe and the result of $-0.007 \geq \Omega_K \geq -0.095$ at 99 % C.L. in Ref. [36], we choose $0 \leq \nu < 0.01$ and $0 \geq \Omega_K \geq -0.01$ to see the degeneracy between ν and Ω_K on CMB power spectra. Furthermore, the Λ CDM model is recovered when $\nu = 0$ and $\Omega_K = 0$ in Eq. 8.

In Fig. 1, we present the CMB power spectra for the TT, EE and TE modes from the **CAMB** package. It can be seen that $0 \leq \nu \leq O(10^{-3})$ (solid lines) and $0 \geq \Omega_K \geq -O(10^{-2})$ (dashed lines) fit well with the data from Planck 2018. The residues with respect to Λ CDM are plotted in Fig. 2. We find that the geometrical degeneracy with $(\nu, \Omega_K) = (0.001, 0)$ (green solid line) and $(0.0, -0.01)$ (purple dashed line) has the similar results on CMB power spectra. However, only ν can cause strong suppressions on the TT mode spectra when $\nu > 0$. In addition, the effects of ν and K show additive property on CMB power spectra (red dash-dotted line).

B. Global fitting

In order to constrain the cosmological parameters of RVM and Λ CDM in the non-flat universe, we use the **CosmoMC** package with a MCMC engine to explore the parameter space with the combinations of the observational data sets, which include the CMB temperature fluctuation from *Planck 2018* with TT, TE, EE, low- l polarization from SMICA [43, 51–53], BAO data from 6dF Galaxy Survey [54] and BOSS [55], supernova(SN) data from the JLA compilation [56], the weak lensing (WL) data from CFHTLenS [57] and direct large scale

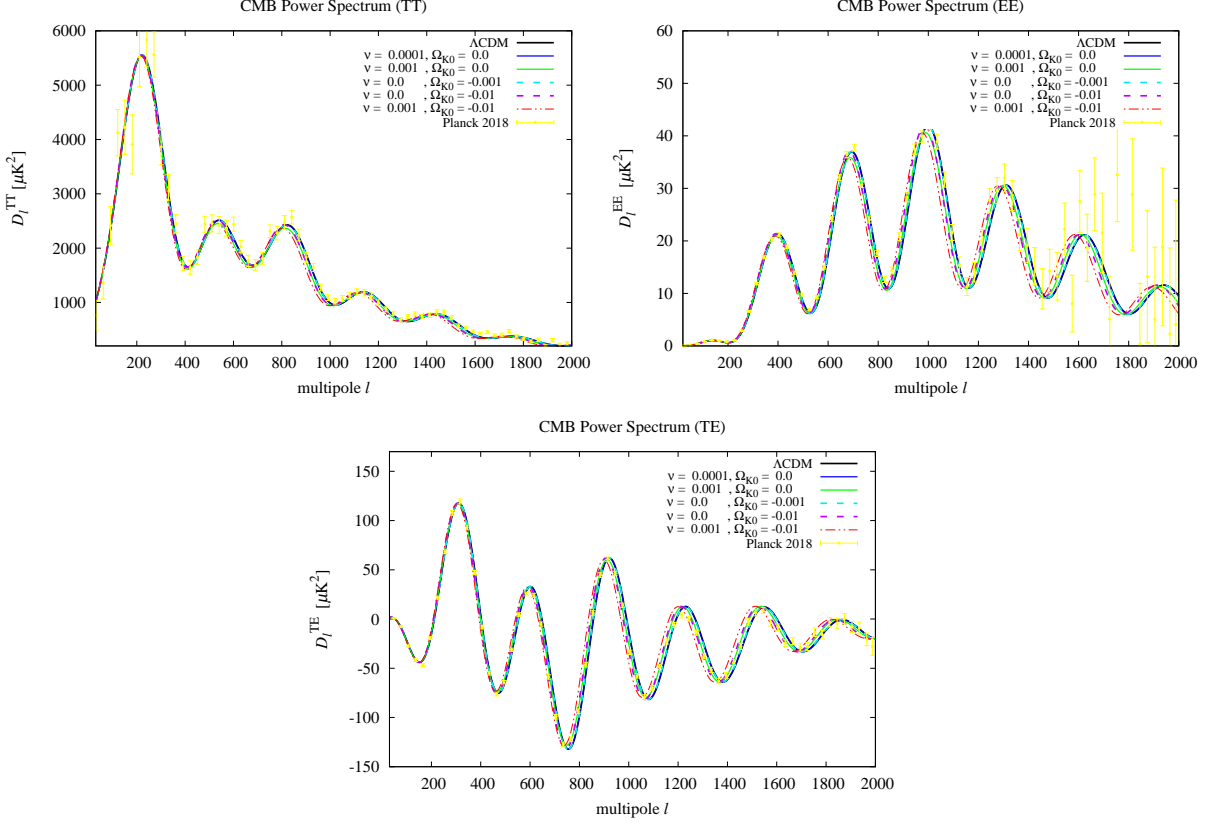


FIG. 1. Power spectra of CMB TT, EE and TE for RVM and Λ CDM in the flat and non-flat universe along with the Planck 2018 data.

structure (LSS) formation data, and the data points of $f\sigma_8$ listed in Table I. The priors of

TABLE I. data points of $f\sigma_8$

	z	$f\sigma_8$	Ref.		z	$f\sigma_8$	Ref.		z	$f\sigma_8$	Ref.
1	1.36	0.482 ± 0.116	[58]	10	0.59	0.488 ± 0.06	[66]	19	0.35	0.440 ± 0.05	[61, 69]
2	0.8	0.470 ± 0.08	[59]	11	0.57	0.444 ± 0.038	[67]	20	0.32	0.394 ± 0.062	[67]
3	0.78	0.38 ± 0.04	[60]	12	0.51	0.452 ± 0.057	[64]	21	0.3	0.407 ± 0.055	[65]
4	0.77	0.490 ± 0.18	[61, 62]	13	0.5	0.427 ± 0.043	[65]	22	0.25	0.351 ± 0.058	[68]
5	0.73	0.437 ± 0.072	[63]	14	0.44	0.413 ± 0.080	[63]	23	0.22	0.42 ± 0.07	[60]
6	0.61	0.457 ± 0.052	[64]	15	0.41	0.45 ± 0.04	[60]	24	0.17	0.51 ± 0.06	[61, 70]
7	0.60	0.390 ± 0.063	[63]	16	0.4	0.419 ± 0.041	[65]	25	0.15	0.49 ± 0.15	[71]
8	0.6	0.433 ± 0.067	[65]	17	0.38	0.430 ± 0.054	[64]	26	0.067	0.423 ± 0.055	[72]
9	0.60	0.43 ± 0.04	[60]	18	0.37	0.460 ± 0.038	[68]	27	0.02	0.36 ± 0.04	[73]

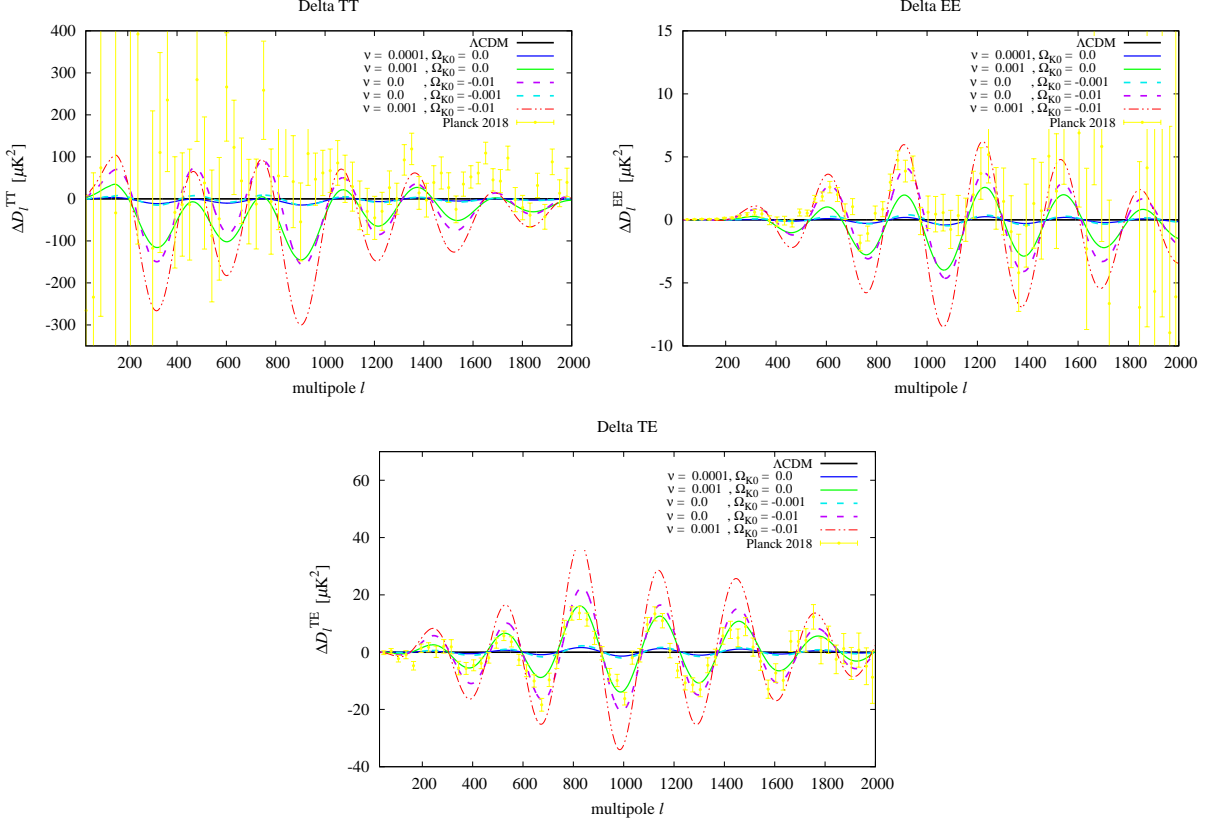


FIG. 2. Residuals of ΔD_ℓ^{TT} , ΔD_ℓ^{EE} and ΔD_ℓ^{TE} in RVM with respect to Λ CDM for CMB power spectra, respectively, along with the observational data from Planck 2018.

parameters are given in Table II. Due to the tension between the geometry data (SNIa, BAO etc.) and growth data (WL, $f\sigma_8$) [74], we choose the two combinations of CMB+BAO+SN and CMB+BAO+SN+WL+ $f\sigma_8$ in our fits. To calculate the best fitted values of χ^2 , we use that

$$\chi_c^2 = \sum_{i=1}^n \frac{(T_c(z_i) - O_c(z_i))^2}{E_c^i}, \quad (17)$$

where c denotes the type of the data, n is the number of the data in each data set, T_c represents the theoretical value derived from **CAMB** at the redshift z_i , and $O_c(E_c)$ corresponds to the observational value (covariance).

The global fitting results of RVM and Λ CDM in the non-flat universe are plotted in Figs. 3 and 4, while those listed in Table III correspond to the cosmological parameters and ν , given at 95% and 68% C.L., respectively. Our results show that $\nu \lesssim 1.39 \times 10^{-4}$ at 68 %C.L. in the non-flat universe of RVM for the data set of CMB+BAO+SN+WL+ $f\sigma_8$, which is similar to the previous result of 1.54×10^{-4} at 68 % C.L. in RVM for the flat universe [33].

TABLE II. Priors for cosmological parameters with the non-flat RVM of $\Lambda = 3\nu(H^2 + K/a^2) + c_0$

Parameter	Prior
RVM parameter ν	$0.0 \leq \nu \leq 3.0 \times 10^{-4}$
Curvature parameter Ω_K	$-0.25 \leq \Omega_K \leq 0.2$
Baryon density	$0.5 \leq 100\Omega_b h^2 \leq 10$
CDM density	$0.1 \leq 100\Omega_c h^2 \leq 99$
Optical depth	$0.01 \leq \tau \leq 0.8$
Neutrino mass sum	$0 \leq \Sigma m_\nu \leq 2 \text{ eV}$
$\frac{\text{Sound horizon}}{\text{Angular diameter distance}}$	$0.5 \leq 100\theta_{MC} \leq 10$
Scalar power spectrum amplitude	$2 \leq \ln(10^{10} A_s) \leq 4$
Spectral index	$0.8 \leq n_s \leq 1.2$

Explicitly, we obtain that $\chi_{RVM}^2 = 3472.32$ (3523.74) and $\chi_{\Lambda CDM}^2 = 3474.92$ (3524.51) when fitting with the data set of CMB+BAO+SN (CMB+BAO+SN+WL+ $f\sigma_8$), indicating that our results in RVM are consistent with those in Λ CDM for the non-flat universe. For the density parameter Ω_K of the spatial curvature at the present time, our results show that an open universe is preferred instead of the closed one in Ref. [36]. In particular, when the data of WL and $f\sigma_8$ are included, both RVM and Λ CDM favor the open universe with $|\Omega_K| \leq O(10^{-2})$. Our result of the open universe is consistent with that in Ref. [75].

On the other hand, the best-fit values of the neutrino mass sum, Σm_ν , in the non-flat universe are similar with those in the flat universe when fitting with CMB+BAO+SN [18, 76–78]. However, it is interesting to see that the constraints on Σm_ν are relaxed for the data sets of CMB+BAO+SN+WL+ $f\sigma_8$, in which the $f\sigma_8$ data points play the main role. Note that similar results are also obtained in the flat universe as shown in Ref. [18]. This is because the structure-growth rate of $f\sigma_8$ is a unique indicator of massive neutrinos [79, 80]. Specifically, we have $\Sigma m_\nu = 0.256_{-0.234}^{+0.224}$ ($0.257_{-0.234}^{+0.219}$) eV at 95 %C.L., resulting in the non-zero lower bounds of $\Sigma m_\nu \geq 0.022$ (0.023) eV at 95% C.L. for RVM (Λ CDM) in the spatially curved universe. On the other hand, due to the possible degeneracy among τ , Ω_K and Σm_ν , the constraints on τ and Ω_K are not improved with the data points of WL+ $f\sigma_8$ as seen from Table III. To obtain better constraints, one would use some additional data, such as 21 *cm*

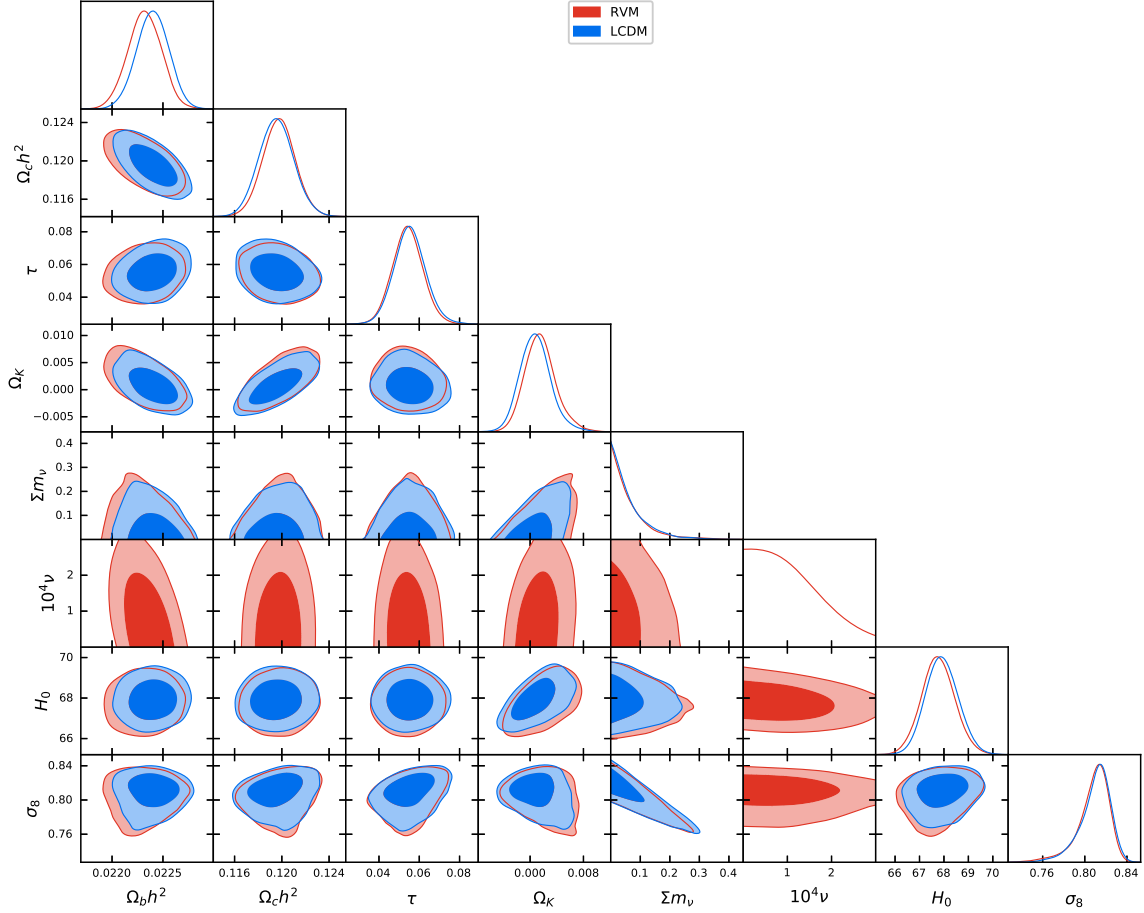


FIG. 3. One and two-dimensional distributions of $\Omega_b h^2$, $\Omega_c h^2$, τ , Ω_K , $\sum m_\nu$, $10^4 \nu$, H_0 , σ_8 for RVM and Λ CDM in the non-flat universe with the combined data of CMB+BAO+SN, where the contour lines represent 68% and 95% C.L., respectively.

emission measurements [81, 82], which could fix the parameter τ to break the degeneracy of τ , Ω_K and $\sum m_\nu$ [79, 80]. We note that in our data fitting we do not specify the neutrino mass hierarchy in $\sum m_\nu$. For the cosmological effects of the neutrino mass hierarchy, one can refer to the discussions in the literature [83–85].

IV. CONCLUSIONS

We have studied the model with the running cosmological constant of $\Lambda = 3\nu(H^2 + K/a^2) + c_0$ in the spatially curved universe. We have compared our results for several sets of ν and Ω_K with the Planck 2018 data in the CMB power spectra. We have found that ν

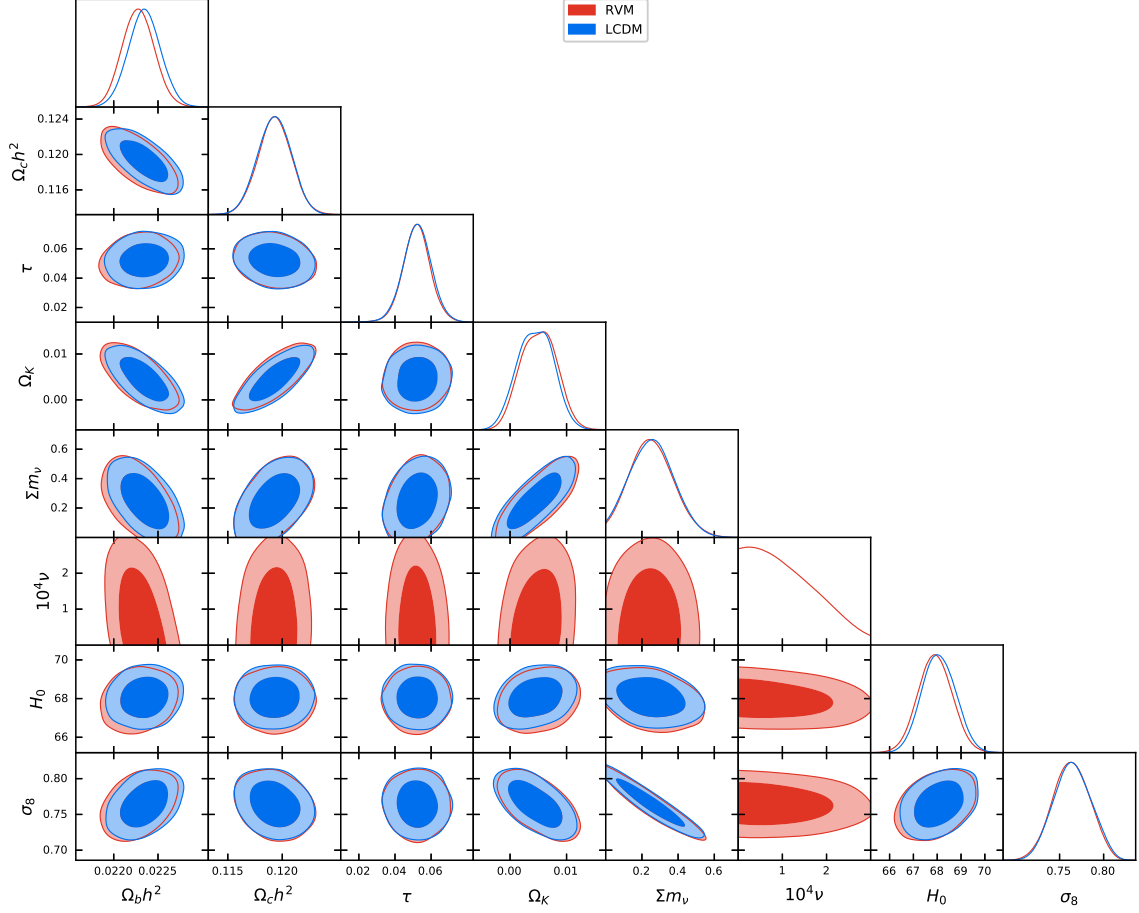


FIG. 4. One and two-dimensional distributions of $\Omega_b h^2$, $\Omega_c h^2$, τ , Ω_K , $\sum m_\nu$, $10^4 \nu$, H_0 , σ_8 for RVM and Λ CDM in the non-flat universe with the combined data of CMB+BAO+SN+WL+ $f\sigma_8$, where the contour lines represent 68% and 95% C.L., respectively.

and Ω_K have similar effects on the CMB power spectra, but only non-zero values of ν would lead to large suppressions in the CMB TT mode spectra. In the two combinations of the observational data, we have constrained that $\nu \leq O(10^{-4})$ together with $|\Omega_K| \leq O(10^{-2})$. Notably, the constraints on ν in the non-flat universe are similar to those in the flat universe. From the best fitted values of χ^2 , we have shown that RVM is in consistent with Λ CDM. When fitting with the date set of CMB+BAO+SN+WL+ $f\sigma_8$, we have obtained the non-zero lower bounds of $\sum m_\nu \geq 0.022$ and 0.023 eV at 95% C.L. in the non-flat RVM and Λ CDM, respectively, indicating that the involvement of a non-zero Ω_K would provide viable constraints on the absolute neutrino masses in cosmological models.

TABLE III. Fitting results for RVM and Λ CDM in the non-flat universe, where the cosmological parameters and ν are given at 95% and 68% C.L., respectively.

Parameter	CMB+BAO+SN		CMB+BAO+SN +WL+f σ_8	
	RVM	Λ CDM	RVM	Λ CDM
$100\Omega_b h^2$	2.23 ± 0.03	2.24 ± 0.03	$2.23^{+0.04}_{-0.03}$	2.23 ± 0.04
$100\Omega_c h^2$	12.0 ± 0.3	12.0 ± 0.3	11.9 ± 0.3	11.9 ± 0.3
100τ	$5.43^{+1.52}_{-1.45}$	$5.53^{+1.62}_{-1.52}$	$5.22^{+1.56}_{-1.50}$	$5.23^{+1.54}_{-1.58}$
$10^3\Omega_K$	$1.55^{+4.91}_{-4.54}$	$0.80^{+4.72}_{-4.53}$	$5.10^{+5.97}_{-5.94}$	$4.53^{+5.92}_{-5.99}$
Σm_ν [eV]	< 0.199	< 0.188	$0.256^{+0.224}_{-0.234}$	$0.257^{+0.219}_{-0.234}$
$10^4\nu$	< 1.36	—	< 1.39	—
H_0 [km/s/Mpc]	$67.8^{+1.4}_{-1.3}$	$67.9^{+1.3}_{-1.2}$	$67.9^{\pm 1.4}$	$68.1^{+1.4}_{-1.3}$
σ_8	$0.808^{+0.027}_{-0.034}$	$0.810^{+0.026}_{-0.031}$	$0.764^{+0.040}_{-0.042}$	0.765 ± 0.040
$\chi^2_{best-fit}$	3472.32	3474.92	3523.74	3524.51

ACKNOWLEDGMENTS

The work was supported in part by National Center for Theoretical Sciences, MoST (MoST-107-2119-M-007-013-MY3), National Natural Science Foundation of China under Grants No. 11505004 and No. 11447104, and the Anhui Provincial Natural Science Foundation of China under Grant No. 1508085QA17. K. Z. would like to thank Dr. Yangsheng Yuan and Shandong Normal University for part of numerical calculations run by the workstation of their group.

-
- [1] S. Perlmutter, G. Aldering, et al., *Nature*, **391**,51 (1998).
 - [2] A. Riess, et al., *Astron. J.* **116**, 1009 (1998).
 - [3] S. Perlmutter, et al., *Astrophys. J.* **517**, 565 (1999).
 - [4] M. Bronstein, *Phys. Z. Sowjetunion* **3** (1933).
 - [5] M. Turner and M. White, *Phys.Rev. D* **56**, R4439 (1997).

- [6] C. Wetterich, *Phys. Rev. D* **65**, 123512 (2002).
- [7] E. Copeland, M. Sami and S. Tsujikawa, *Int. J. Mod. Phys. D* **15**, 1753 (2006).
- [8] K. Bamba, S. Capozziello, S. Nojiri and S. D. Odintsov, *Astrophys. Space Sci.* **342**, 155 (2012).
- [9] M. Li, X. D. Li, S. Wang and Y. Wang, *Commun. Theor. Phys.* **56**, 525 (2011).
- [10] S. Weinberg, *Rev. Mod. Phys.* **61**, 1 (1989).
- [11] S. Weinberg, *Gravitation and Cosmology*, (Wiley and Sons, New York, 1972).
- [12] J. Ostriker and P. Steinhardt, astro-ph/9505066.
- [13] L. Wang, R. Caldwell, J. Ostriker, P. Steinhardt, *Astrophys. J.* **530**, 17 (2000).
- [14] N. Arkani-Hamed, L. Hall, C. Kolda and H. Murayama, *Phys. Rev. Lett.* **85**, 4434 (2000).
- [15] M. Ozer and M. Taha, *Phys. Lett. B* **171**, 363 (1986).
- [16] J. Carvalho, J. Lima and I. Waga, *Phys. Rev. D* **46**, 2404 (1992).
- [17] J. Sola, *J. Phys. A* **41**, 164066 (2008).
- [18] C.Q. Geng, C.C. Lee and L. Yin, *JCAP* **1708**, 032 (2017).
- [19] C. Espana-Bonet, P. Ruiz-Lapuente, I. Shapiro and J. Sola, *JCAP* **0402**, 006 (2004).
- [20] J. Sola, *J. Phys. Conf. Ser.* **453**, 012015 (2013).
- [21] A. Gomez-Valent, J. Sola and S. Basilakos, *JCAP* **1501**, 004 (2015).
- [22] A. Gomez-Valent and J. Sola, *Mon. Not. Roy. Astron. Soc.* **448**, 2810 (2015).
- [23] J. Sola, A. Gomez-Valent and J. Perez, *Astrophys. J.* **811**, L14 (2015).
- [24] A. Gomez-Valent, E. Karimkhani and J. Sola, *JCAP* **1512**, 048 (2015).
- [25] C.Q. Geng, C.C. Lee and K. Zhang, *Phys. Lett. B* **760**, 422 (2016).
- [26] J. Sola, A. Gomez-Valent and J. Perez, *Astrophys. J.* **836**, 43 (2017).
- [27] C.Q. Geng and C.C. Lee, *Mon. Not. Roy. Astron. Soc.* **464**, 2462 (2017).
- [28] H. Fritzsche, R. Nunes and J. Sola, *Eur. Phys. J. C* **77**, 193 (2017).
- [29] J. Sola and H. Yu, arXiv:1910.01638 [gr-qc].
- [30] S. Basilakos, A. Paliathanasis, J. Barrow and G. Papagiannopoulos, *Eur. Phys. J. C* **78**, 684 (2018).
- [31] J. Sola, J. Perez, and A. Gomez-Valent, *EPL* **121**, 39001 (2018).
- [32] P. Tsiapi, S. Basilakos, *Mon. Not. Roy. Astron. Soc.* **485**, 2505 (2019).
- [33] J.J. Zhang, C.C. Lee and C.Q. Geng, *Chin. Phys. C* **43**, 025102 (2019).
- [34] C. Q. Geng, C. C. Lee and L. Yin, *Eur. Phys. J. C* **80**, 69 (2020).
- [35] S. Basilakos, N. Mavromatos, J. Sola, arXiv:1901.06638.

- [36] E. Valentino, A. Melchiorri and J. Silk, *Nat. Astron.* **4**, 196203 (2020).
- [37] W. Handley, arXiv:1908.09139
- [38] C. Park, B. Ratra, *Astrophys. J.* **882**, 158 (2019).
- [39] C. Park, B. Ratra, *Astrophys. Space Sci.* **364**, 82 (2019).
- [40] C. Park, B. Ratra, *Astrophys. J.* **868**, 2 (2018).
- [41] C. Park, B. Ratra, arXiv:1908.08477.
- [42] G. Efstathiou, S. Gratton, arXiv:2002.06892.
- [43] N. Aghanim *et al.* [Planck Collaboration], arXiv:1807.06209 [astro-ph.CO].
- [44] I. Shapiro, J. Sola, C. Espana-Bonet, P. Ruiz-Lapuente, *Phys. Lett. B* **574**,149 (2003).
- [45] S. Basilakos, M. Plionis and J. Sola, *Phys. Rev. D* **80**, 083511 (2009).
- [46] G. Efstathiou and J. R. Bond, *Mon. Not. Roy. Astron. Soc.* **304**, 75 (1999).
- [47] C. Howlett, A. Lewis, A. Hall and A. Challinor, *JCAP* **1204**, 027 (2012)
- [48] O. Farooq, D. Mania and B. Ratra, *Astrophys. Space Sci.* **357**, 11 (2015).
- [49] A. Lewis, A. Challinor and A. Lasenby, *Astrophys. J.* **538**, 473 (2000).
- [50] A. Lewis and S. Bridle, *Phys. Rev. D* **66**, 103511 (2002).
- [51] N. Aghanim *et al.* [Planck Collaboration], arXiv:1807.06210 [astro-ph.CO].
- [52] Y. Akrami *et al.* [Planck Collaboration], arXiv:1905.05697 [astro-ph.CO].
- [53] N. Aghanim *et al.* [Planck Collaboration], arXiv:1907.12875 [astro-ph.CO].
- [54] F. Beutler *et al.*, *Mon. Not. Roy. Astron. Soc.* **416**, 3017 (2011).
- [55] L. Anderson *et al.* [BOSS Collaboration], *Mon. Not. Roy. Astron. Soc.* **441**, 24 (2014).
- [56] M. Betoule *et al.* [SDSS Collaboration], *Astron. Astrophys.* **568**, A22 (2014)
- [57] C. Heymans *et al.*, *Mon. Not. Roy. Astron. Soc.* **432**, 2433 (2013).
- [58] H. Okada *et al.*, *Publ. Astron. Soc. Jap.* **68**, id.47, 17 (2016).
- [59] S. de la Torre *et al.*, *Astron. Astrophys.* **557**, A54 (2013).
- [60] C. Blake *et al.*, *Mon. Not. Roy. Astron. Soc.* **415**, 2876 (2011).
- [61] Y. S. Song and W. J. Percival, *JCAP* **0910**, 004 (2009).
- [62] L. Guzzo *et al.*, *Nature* **451**, 541 (2008).
- [63] C. Blake *et al.*, *Mon. Not. Roy. Astron. Soc.* **425**, 405 (2012).
- [64] S. Satpathy *et al.* [BOSS Collaboration], [arXiv:1607.03148 [astro-ph.CO]].
- [65] R. Tojeiro *et al.*, *Mon. Not. Roy. Astron. Soc.* **424**, 2339 (2012).
- [66] C. H. Chuang *et al.*, *Mon. Not. Roy. Astron. Soc.* **461**, 3781 (2016).

- [67] H. Gil-Marn *et al.*, *Mon. Not. Roy. Astron. Soc.* **460**, 4188 (2016).
- [68] L. Samushia, W. J. Percival and A. Raccañelli, *Mon. Not. Roy. Astron. Soc.* **420**, 2102 (2012).
- [69] M. Tegmark *et al.* [SDSS Collaboration], *Phys. Rev. D* **74**, 123507 (2006).
- [70] W. J. Percival *et al.* [2dFGRS Collaboration], *Mon. Not. Roy. Astron. Soc.* **353**, 1201 (2004).
- [71] C. Howlett, A. Ross, L. Samushia, W. Percival and M. Manera, *Mon. Not. Roy. Astron. Soc.* **449**, 848 (2015).
- [72] F. Beutler *et al.*, *Mon. Not. Roy. Astron. Soc.* **423**, 3430 (2012).
- [73] M. J. Hudson and S. J. Turnbull, *Astrophys. J.* **751**, L30 (2013).
- [74] W. Lin and M. Ishak, *Phys. Rev. D* **96**, 023532 (2017).
- [75] C. Farrugia, J. Sultana, J. Mifsud, arXiv:1812.02790.
- [76] E. Giusarma, *et al.*, *Phys. Rev. D* **94**, 083522 (2016).
- [77] E. Giusarma, *et al.*, *Phys. Rev. D* **98**, 123526 (2018).
- [78] S. Vagnozzi, *et al.*, *Phys. Rev. D* **96**, 123503 (2017).
- [79] A. Boyle and E. Komatsu, *JCAP* **03**, 035 (2018).
- [80] A. Boyle, *JCAP* **1904**, 038 (2019).
- [81] A. Liu, J. R. Pritchard, R. Allison, A. R. Parsons, U. Seljak and B. D. Sherwin, *Phys. Rev. D* **93**, 043013 (2016).
- [82] M. Archidiacono, T. Brinckmann, J. Lesgourgues and V. Poulin, *JCAP* **1702**, 052 (2017).
- [83] Q. G. Huang, K. Wang and S. Wang, *Eur. Phys. J. C* **76**, no. 9, 489 (2016).
- [84] L. Xu and Q. G. Huang, *Sci. China Phys. Mech. Astron.* **61**, 039521 (2018).
- [85] E. K. Li, H. Zhang, M. Du, Z. H. Zhou and L. Xu, *JCAP* **1808**, 042 (2018).