

# Graph Similarity Using PageRank and Persistent Homology

Mustafa Hajij\*  
KLA Corporation

Elizabeth Munch†  
Michigan State University

Paul Rosen‡  
University of South Florida

## ABSTRACT

The PageRank of a graph is a scalar function defined on the node set of the graph which encodes nodes centrality information of the graph. In this work, we utilize the PageRank function on the lower-star filtration of the graph as input to persistent homology to study the problem of graph similarity. By representing each graph as a persistence diagram, we can then compare outputs using the bottleneck distance. We show the effectiveness of our method by utilizing it on two shape mesh datasets.

## 1 INTRODUCTION AND LITERATURE REVIEW

The problem of studying similarity between graphs has attracted much attention recently in the pattern recognition and machine learning communities. One of the main challenges is to construct an effective similarity measure between graphs that takes into account the complexity of the underlying structure while still being computed efficiently.

In this work, we utilize the *PageRank* vector [3] in conjunction with a tool available in *persistent homology* [6] to define a graph descriptor. More specifically, we view the PageRank as a continuous scalar function [14] defined on the vertices of the graph and utilize this scalar function to induce a *filtration* as defined traditionally in the context of persistent homology. We show that the *persistence diagram* induced by this filtration can be utilized for graph similarity.

Persistent homology provides a robust set of tools for the theoretical and practical capacity to understand the *shape of data* [4] in any number of dimensions and on multiple scales, placing the concept of shape, as applied to data analysis, on a solid mathematical foundation. On the other hand, the PageRank function of a graph stores information regarding the centrality information of the underlying nodes. The filtration induced by the PageRank provides a method to decode the information encoded in this scalar function and stores it in the persistence diagram. The latter, when combined with bottleneck distance, can then be used for the graph similarity task.

Utilizing the PageRank vector has two main advantages. First, PageRank was originally designed to compute efficiently on very large graphs. Second, as we will show here, as a function defined on the nodes of the graph the PageRank vector stores rich structural information about the underlying graph that can be utilized to detect the similarity between different graphs effectively. Graph similarity lies within the realm of pattern recognition and machine learning [15]. Persistent homology has been proven to be a powerful tool for topological signatures of data [5], in the study of graphs [2], and time-varying data [8, 13], among others.

The efficiency of the PageRank vector has been studied extensively [9]. The PageRank vector has found many applications, including graph partition [1], image search [11], and citation analysis [12], among others.

\*e-mail: mustafahajij@gmail.com

†e-mail: muncheli@msu.edu

‡e-mail: prosen@usf.edu

## 2 BACKGROUND

In this section, we give a brief review of persistent homology and the PageRank vector. While the work here is concerned with graphs, we choose here to introduce persistent homology for simplicial complexes since our work can be generalized easily to more general domains. We assume the reader is familiar with the basics of simplicial homology.

### 2.1 Persistent Homology

Let  $K$  be a simplicial complex. We will denote the vertices of  $K$  by  $V(K)$ . Let  $S$  be an ordered sequence  $\sigma_1, \dots, \sigma_n$  of all simplices in  $K$ , such that for simplex  $\sigma \in K$  every face of  $\sigma$  appear before it  $\sigma$  in  $S$ . Then  $S$  induces a nested sequence of subcomplexes called a *filtration*:  $\phi = K_0 \subset K_1 \subset \dots \subset K_n = K$ . A  $d$ -homology class  $\alpha \in H_d(K_i)$  is said to be *born* at the time  $i$  if it appears for the first time as a homology class in  $H_d(K_i)$ . A class  $\alpha$  *dies* at time  $j$  if it is trivial  $H_d(K_j)$  but not trivial in  $H_d(K_{j-1})$ . The *persistence* of  $\alpha$  is defined to be  $j - i$ . Persistent homology captures the birth and death events in a given filtration and summarizes them in a multi-set structure called the *persistence diagram*  $P^d(\phi)$ . Specifically, the persistence diagram of the a filtration  $\phi$  is a collection of pairs  $(i, j)$  in the plane where each  $(i, j)$  indicates a  $d$ -homology class that is created at time  $i$  in the filtration  $\phi$  and killed entering time  $j$ .

Persistent homology can be defined given any filtration. For the purposes of this work, the input is a piecewise linear function  $f : |K| \rightarrow \mathbb{R}$  defined on the vertices of complex  $K$ . Furthermore, we assume the function  $f$  has different values on different nodes of  $K$ . Any such a function induces the *lower-star* filtration as follows.

Let  $V = v_1, \dots, v_n$  be the set of vertices of  $K$  sorted in non-decreasing order of their  $f$ -values, and let  $K_i := \{\sigma \in K \mid \max_{v \in \sigma} f(v) \leq f(v_i)\}$ . The lower-star filtration is defined as:

$$\mathcal{F}_f(K) : \phi = K_0 \subset K_1 \subset \dots \subset K_n = K. \quad (1)$$

The lower-star filtration reflects the topology of the function  $f$  in the sense that the persistence homology induced by the filtration 1 is identical to the persistent homology of the sublevel sets of the function  $f$ . We denote by  $P_f(K)$  to the persistence diagram induced by the lower-star filtration  $\mathcal{F}_f(K)$ . Furthermore, we will denote by  $P_f^k(K)$  to the  $k^{th}$  persistence diagram induced by the lower-star filtration  $\mathcal{F}_f(K)$ . In this work, we will only consider the 0-dimensional persistence diagram.

Finally, given two persistence diagrams, we measure the distance between them using the bottleneck distance. Namely, given two persistence diagrams  $X$  and  $Y$ , let  $\eta$  be a bijection between points in the diagrams. The bottleneck distance is defined as,

$$W_\infty(X, Y) = \inf_{\eta: X \rightarrow Y} \sup_{x \in X} \|x - \eta(x)\|_\infty.$$

For technical reasons we usually add to the persistence diagram infinitely many points on the diagonal and each one of these points with is counted with infinite multiplicity.

### 2.2 PageRank

This work utilizes the lower-star filtration induced by the PageRank function [3]; more specifically, we consider a version applicable to undirected graphs [7]. The PageRank function  $R : V \rightarrow \mathbb{R}$  is defined

for every vertex  $v \in V$  by

$$R(v) = \frac{(1-d)}{|V|} + d \sum_{u \in N(v)} \frac{R(u)}{|N(u)|}, \quad (2)$$

where  $N(v)$  is the set of neighbors of  $v$ ;  $0 < d < 1$  is the *damping factor*, typically set at 0.85. Equation (2) can be solved efficiently by the power method [10].

A high PageRank score at  $v$  typically means that  $v$  is connected to many nodes, which also have high PageRank scores. For our purpose, it is important to notice that the PageRank is a continuous function [14]. For example, Figure 1 illustrates the continuity of the function on the nodes of the graph on a random geometric graph.




Figure 1: Example of the PageRank vector.

### 3 RESULTS

To validate the method proposed, we run some experiments on two publicly available datasets. We use mesh datasets to make a visual comparison between similar graphs easier.

In both experiments, we compute the persistence diagram of each mesh obtained from the lower-star filtration induced by the PageRank vector defined on that mesh. The pairwise bottleneck distance is then computed between every pair of persistence diagrams. Finally, the resulting discrete metric space is visualized using a 2d t-SNE projection [18].

The first dataset [17] consists of 60 meshes that are divided into 6 categories: cat, elephant, face, head, horse, and lion. Each category contains ten triangulated meshes. The result is reported in Figure 2.




Figure 2: The application of our method to a data set consists of 60 triangulated meshes divided into 6 categories.

The second dataset [16] consists of 30 meshes that are divided into 2 categories: kid A and kid B. The result is reported in Figure 3.

Notice how the meshes within the same category are clustered together. We also notice that meshes with similar topology tend to be closer than those with different topology. Observe for instance the clusters of horses and cats.

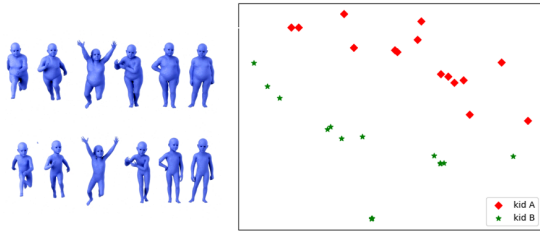


Figure 3: The application of our method to kids dataset, which consists of 30 meshes: 15 meshes of kid A and 15 meshes of kid B.

### 4 CONCLUSION

In this work, we have illustrated how the PageRank can be utilized in conjunction with persistent homology to study graph similarity and demonstrated our results on small datasets. In future work, we are planning to conduct a more thorough analysis with larger datasets. Moreover, the PageRank is typically defined on directed graphs. This feature of the PageRank vector can be utilized to induce a filtration that is sensitive to the directionality of the edges a directed graph. We are planning to investigate this direction in the future.

### REFERENCES

- [1] R. Andersen, F. Chung, and K. Lang. Local graph partitioning using pagerank vectors. In *2006 47th Annual IEEE Symposium on Foundations of Computer Science (FOCS'06)*, pp. 475–486. IEEE, 2006.
- [2] M. Bampasidou and T. Gentimis. Modeling collaborations with persistent homology. *arXiv preprint arXiv:1403.5346*, 2014.
- [3] S. Brin and L. Page. The anatomy of a large-scale hypertextual web search engine. *Computer networks and ISDN systems*, 30(1-7):107–117, 1998.
- [4] G. Carlsson. Topology and data. *Bulletin of the American Mathematical Society*, 46(2):255–308, 2009.
- [5] G. Carlsson, A. Zomorodian, A. Collins, and L. J. Guibas. Persistence barcodes for shapes. *International Journal of Shape Modeling*, 11(02):149–187, 2005.
- [6] H. Edelsbrunner, D. Letscher, and A. Zomorodian. Topological persistence and simplification. In *Proceedings 41st Annual Symposium on Foundations of Computer Science*, pp. 454–463. IEEE, 2000.
- [7] V. Grolmusz. A note on the pagerank of undirected graphs. *arXiv preprint arXiv:1205.1960*, 2012.
- [8] M. Hajij, B. Wang, C. Scheidegger, and P. Rosen. Visual detection of structural changes in time-varying graphs using persistent homology. In *2018 IEEE Pacific Visualization Symposium (PacificVis)*, pp. 125–134. IEEE, 2018.
- [9] T. Haveliwalla. Efficient computation of pagerank. Technical report, Stanford, 1999.
- [10] J. D. Hoffman and S. Frankel. *Numerical methods for engineers and scientists*. CRC press, 2018.
- [11] Y. Jing and S. Baluja. Pagerank for product image search. In *Proceedings of the 17th international conference on World Wide Web*, pp. 307–316, 2008.
- [12] N. Ma, J. Guan, and Y. Zhao. Bringing pagerank to the citation analysis. *Information Processing & Management*, 44(2):800–810, 2008.
- [13] S. Maletić, Y. Zhao, and M. Rajković. Persistent topological features of dynamical systems. *Chaos: An Interdisciplinary Journal of Nonlinear Science*, 26(5):053105, 2016.
- [14] L. Pretto. Analysis of web link analysis algorithms: The mathematics of ranking. In M. Agosti, ed., *Information Access through Search Engines and Digital Libraries*, pp. 97–111. Springer, 2008.
- [15] S. U. Rehman, A. U. Khan, and S. Fong. Graph mining: A survey of graph mining techniques. In *Seventh International Conference on Digital Information Management (ICDIM 2012)*, pp. 88–92. IEEE, 2012.
- [16] E. Rodolà, S. Rota Bulò, T. Windheuser, M. Vestner, and D. Cremers. Dense non-rigid shape correspondence using random forests. In *Proceedings of the IEEE Conference on Computer Vision and Pattern Recognition*, pp. 4177–4184, 2014.
- [17] R. W. Sumner and J. Popović. Deformation transfer for triangle meshes. *ACM Transactions on graphics (TOG)*, 23(3):399–405, 2004.
- [18] L. van der Maaten and G. Hinton. Visualizing data using t-SNE. *Journal of Machine Learning Research*, 9:2579–2605, 2008.