

Parameterizing Branch-and-Bound Search Trees to Learn Branching Policies

Giulia Zarpellon*
Polytechnique Montréal
giulia.zarpellon@polymtl.ca

Jason Jo*
Mila, Université de Montréal
jason.jo.research@gmail.com

Andrea Lodi
Polytechnique Montréal
andrea.lodi@polymtl.ca

Yoshua Bengio
Mila, Université de Montréal
yoshua.bengio@mila.quebec

Abstract

Branch and Bound (B&B) is the exact tree search method typically used to solve Mixed-Integer Linear Programming problems (MILPs). Learning branching policies for MILP has become an active research area, with most works proposing to imitate the strong branching rule and specialize it to distinct classes of problems. We aim instead at learning a policy that generalizes across heterogeneous MILPs: our main hypothesis is that parameterizing the state of the B&B search tree can significantly aid this type of generalization. We propose a novel imitation learning framework, and introduce new input features and architectures to represent branching. Experiments on MILP benchmark instances clearly show the advantages of incorporating to a baseline model an explicit parameterization of the state of the search tree to modulate the branching decisions. The resulting policy reaches higher accuracy than the baseline, and on average explores smaller B&B trees, while effectively allowing generalization to generic unseen instances.

1 Introduction

Many problems arising from transportation, healthcare, energy and logistics can be formulated as Mixed-Integer Linear Programming (MILP) problems, i.e., optimization problems in which some decision variables represent discrete or indivisible choices. A MILP is written as

$$\min_x \{c^T x : Ax \geq b, x \geq 0, x_i \in \mathbb{Z} \forall i \in \mathcal{I}\}, \quad (1)$$

where $A \in \mathbb{R}^{m \times n}$, $b \in \mathbb{R}^m$, $c, x \in \mathbb{R}^n$ and $\mathcal{I} \subseteq \{1, \dots, n\}$ is the set of indices of variables that are required to be integral, while the other ones can be real-valued. Note that one can consider a MILP as defined by (c, A, b, \mathcal{I}) ; we do not assume any special combinatorial structure on the parameters c, A, b . While MILPs are in general \mathcal{NP} -hard, MILP solvers underwent dramatic improvements over the last decades [32, 4] and now achieve high-performance on a wide range of problems. The fundamental component of any modern MILP solver is Branch and Bound (B&B) [27], an *exact* tree search method. Following a divide-and-conquer approach, B&B partitions the search space by branching on variables' values and smartly uses bounds from problem relaxations to prune unpromising regions from the tree. The B&B algorithm actually relies on expertly-crafted *heuristic*

*Both authors contributed equally to the paper.

rules for its two most fundamental decisions: *branching variable selection* (BVS) and *node selection*. In particular, BVS has been shown to be a crucial factor for B&B’s success [4], and will be the main focus of the present article.

Understanding why B&B works has been called “one of the mysteries of computational complexity theory” [31], and there currently is no mathematical theory of branching; to the best of our knowledge, the only attempt in formalizing BVS is the recent work of [28]. One central reason why B&B is difficult to formalize resides in its inherent exponential nature: millions of BVS decisions could be needed to solve a MILP, and a single bad one could result in a doubled tree size and no improvement in the search. Such a complex and data-rich setting, paired with a lack of formal understanding, makes B&B an appealing ground for machine learning (ML) techniques, which have lately been thriving in discrete optimization [8]. In particular, there has been substantial effort towards “learning to branch”, i.e., in using ML methods to learn BVS policies [35].

Up to now, most works in this area of research focused on learning branching policies by supervision or imitation of *strong branching* (SB), a valid but expensive heuristic scheme (see Sections 2 and 5 for more details). While [5] propose to explicitly learn SB scores by regression, [24] formulate BVS as a ranking problem and learn instance-specific proxies of SB. In a different vein, [7] suggest to leverage existing scoring rules by learning weights to combine them, and perform experiments on special classes of synthetic problems. The latest contribution we know of to “learning to branch” [18] frames BVS as a classification problem on SB expert decisions, and employs a graph-convolutional neural network to represent MILPs. The resulting branching policies improve on the solver by successfully specializing SB to different classes of generated combinatorial optimization problems. Specifically, the attained generalization ability is to similar MILP instances (within the same class), possibly larger in formulation size.

The present work seeks a different (somehow complementary) type of generalization for a branching policy, namely across *heterogeneous* MILPs, i.e., across problems not belonging to the same combinatorial class, without any restriction on the formulation’s structure and size. To achieve this goal, *we parameterize BVS in terms of B&B search trees*. On the one hand, information about the state of the B&B tree – abundant yet mostly unexploited by MILP solvers – was already shown to be useful to learn resolution patterns shared across general MILPs [15]. On the other hand, the state of the search tree ought to have a central role in BVS – which ultimately decides how the tree is expanded and hence how the search itself proceeds. In practice, B&B continually interacts with other algorithmic components of the solver to effectively search the decision tree. In a highly integrated framework, a branching variable should thus be selected among the candidates based on its role in the search and its various components. Indeed, state-of-the-art heuristic branching schemes employ properties of the tree to make BVS decisions, and the B&B method equipped with such branching rules has proven to be successful across widely heterogeneous instances.

Motivated by these considerations, our main hypothesis is that MILPs share a higher order structure in the space of B&B search trees, and parameterized BVS policies should learn in this representational space. We setup a novel learning framework to investigate this idea. First of all, there is no natural input representation of this underlying space. Our first contribution is to craft input features of the variables that are candidates for branching: we aim at representing their broad roles in the search and their dynamic evolution. The dimensionality of such descriptions naturally changes with the number of candidate variables at every BVS step. The deep neural network (DNN) architecture that we propose learns a baseline branching policy (NoTree) from the candidate variables’ representations and effectively deals with varying input dimensions. Taking this idea further, we suggest that an explicit representation of the *state of the search tree* should condition the branching criteria, in order

for it to flexibly adapt to the tree evolution. We contribute such tree-state parameterization, and incorporate it to the baseline architecture to provide context over the candidate variables at each given branching step. In the resulting policy (TreeGate) the tree state acts as a control mechanism to drive a top-down modulation (specifically, feature gating) of the highly mutable space of candidate variables representations. In this sense, *we learn branching from parameterizations of B&B search trees that are shared among general MILPs*. To the best of our knowledge, the present work is the first attempt in the “learning to branch” literature to represent B&B search trees for branching, and to establish such a broad generalization paradigm covering many classes of MILPs. We envision a future combination of our framework on generic MILPs with more structure-based ones, such as that of [18], to leverage the strengths of both approaches.

We perform imitation learning (IL) experiments on a curated dataset of heterogeneous instances from standard MILP benchmarks: the selected problems belong to various special classes, are different in structure and size, and give rise to diverse search trees. We employ as expert rule the default branching scheme of the optimization solver SCIP [19], to which our framework is integrated. Machine learning experimental results clearly show the advantage of the policy employing the tree state (TreeGate) over the baseline one (NoTree), the former achieving a 19% improvement in test accuracy. The evaluation of the trained policies in the solver also supports our idea that representing B&B search trees enables learning to branch across generic MILP instances: the best TreeGate policy explores on average trees with 14.9% less nodes than the best NoTree one; measured over test instances only, this gap increases to 27%. In addition, when plugged in the solver both learned policies compare well with state-of-the-art branching rules.

2 Background

Simply put, the B&B algorithm iteratively partitions the solution space of a MILP (1) into sub-problems, which are mapped to nodes of a binary decision tree. At each node, integrality requirements for variables in \mathcal{I} are dropped, and a linear programming (LP) (continuous) relaxation of the problem is solved to provide a valid lower bound to the optimal value of (1). When the solution x^* of a node LP relaxation violates the integrality of some variables in \mathcal{I} , that node is further partitioned into two children by *branching on a fractional variable*. Formally, $\mathcal{C} = \{i \in \mathcal{I} : x_i^* \notin \mathbb{Z}\}$ defines the index set of *candidate variables* for branching at that node. The BVS problem consists in selecting a variable $j \in \mathcal{C}$ in order to *branch* on it, i.e., create child nodes according to the split

$$x_j \leq \lfloor x_j^* \rfloor \vee x_j \geq \lceil x_j^* \rceil. \quad (2)$$

Child nodes inherit a lower bound estimate from their parent, while (2) ensures x^* is removed from their solution spaces. After extending the tree, the algorithm moves on to select a new *open node*, i.e., a leaf yet to be explored (node selection): a new relaxation is solved, and new branchings happen. When x^* satisfies integrality requirements, then it is actually feasible for (1), and its value provides a valid upper bound to the optimal one. Maintaining global upper and lower bounds allows one to prune large portions of the search space. During the search, *final leaf nodes* are created in three possible ways: by integrality, when the relaxed solution is feasible for (1); by infeasibility of the sub-problem; by bounds, when the comparison of the node’s lower bound to the global upper one proves that its sub-tree is not worth exploring. An optimality certificate is reached when the global bounds converge. See [46, 32] for details on B&B and its combination with other components of a MILP solver.

Branching Rules Usually, candidates are evaluated with respect to some scoring function, and j is chosen for branching as the (or a) score-maximizing variable. The most used criterion in BVS measures variables depending on the improvement of the lower bound in their (prospective) child nodes. The *strong branching* (SB) rule [6] explicitly computes bound gains for \mathcal{C} . The procedure is expensive, but experimentally realizes trees with the least number of nodes. Instead, *pseudo-cost* (PC) [9] maintains a history of variables’ branchings, averaging past improvements to get a proxy for the expected gain. Fast in evaluation, PC can behave badly due to uninitialization, so combinations of SB with PC have been developed. In *reliability branching*, SB is performed until PC scores for a variable are deemed reliable proxies of bound improvements. In *hybrid branching* [3], PC scores are combined via a weighted sum with other criteria borrowed from the CSP and SAT communities (on inference and conflict clauses). Extensive literature has been produced on BVS schemes [1], and many other scoring criteria have been proposed; some of them are surveyed by [35] from a machine learning perspective.

State-of-the-art branching rules can in fact be interpreted as mechanisms to score variables based on their effectiveness in different search components. While hybrid branching explicitly combines five scores reflecting variables’ behaviors in different search tasks, the evaluation performed by SB and PC can also be seen as a measure of how effective a variable is – in the single task of improving the bound from one parent node to its children. Besides, one can assume that the importance of different search functionalities should change dynamically during the tree exploration.¹ In this sense, our approach aims at learning a branching rule that takes into account variables’ roles in the search and the tree evolution itself to perform a more flexible BVS, adapted to the search stages.

3 Parameterizing B&B Search Trees

The central idea of our framework is to learn BVS by means of parameterizing the underlying space of B&B search trees. We believe this space can represent the complexity and the dynamism of branching in a way that is shared across heterogeneous problems. However, there are no natural parameterizations of BVS or B&B search trees. To this end, our contribution is two-fold: 1) we propose hand-crafted input features to describe candidate variables in terms of their roles in the B&B process, and explicitly encode a “tree state” to provide a richer context to variable selection; 2) we design novel DNN architectures to integrate these inputs and learn BVS policies.

3.1 Hand-crafted Input Features

At each branching step t , we represent the set of variables that are candidates for branching by an input matrix $C_t \in \mathbb{R}^{25 \times |\mathcal{C}_t|}$. To capture the multiple roles of a variable throughout the search, we describe each candidate $x_j, j \in \mathcal{C}_t$ in terms of its bounds and solution value in the current sub-problem. We also feature statistics of a variable’s participation in various search components (e.g., inference, conflicts, implications) and in past branchings. In particular, the scores that are used in the SCIP default hybrid-branching formula are part of C_t .

Additionally, we create a separate parameterization $Tree_t \in \mathbb{R}^{61}$ to describe the state of the search tree. We record information of the current local node in terms of its depth and the quality of its bound. We also consider the growth rate and composition of the tree (explored, open, final leaf nodes), the evolution of global bounds, statistics on feasible solutions and multiple other scores, aggregated over variables. Statistics on bound estimates and depths of the open nodes complete the parameterization of $Tree_t$.

¹Indeed, a “dynamic factor” takes care of adjusting hybrid weights in the default branching scheme of SCIP [41].

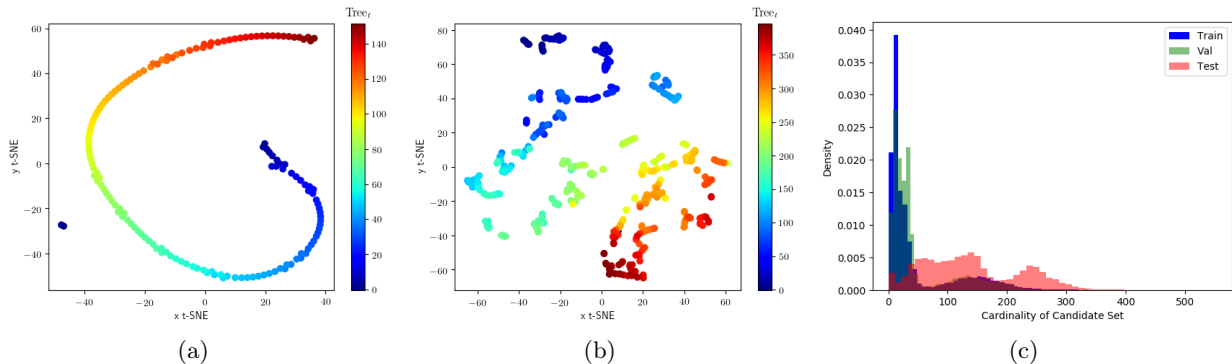


Figure 1: The evolution of the $Tree_t$ representation throughout the B&B search is synthesized by t-SNE plots (perplexity=5), for instances (a) `eil33-2` and (b) `seymour1`. (c) Histogram of $|C_t|$ in train, validation and test data.

All features are designed to capture the dynamics of the B&B process linked to BVS decisions, and are efficiently gathered through a customized version of PySCIPOpt [40]. Note that $\{C_t, Tree_t\}$ are defined in a way that is not explicitly dependent on the parameters of each instance (c, A, b, \mathcal{I}) . Even though C_t naturally changes its dimensionality at each BVS step t depending on the highly variable C_t , the fixed lengths of the vectors enable training among branching sets of different sizes (see 3.2). The representations evolve with the search: t-SNE plots [45] in Figures 1(a) and 1(b) synthesize the evolution of the tree state representation $Tree_t$ throughout the B&B search, for two different MILP instances. The pictures clearly show the high heterogeneity of the branching data across different search stages. A detailed description of the hand-crafted input features is reported in Appendix B.

3.2 Architectures to Model Branching

We use parameterizations C_t as inputs for a baseline DNN architecture (NoTree). Referring to Figure 2, the 25-feature input of a candidate variable is first embedded into a representation with hidden size h ; subsequently, multiple layers reduce the dimensionality from h to an infimum INF by halving it at each step. The vector of length INF is then compressed by global average pooling into a single scalar. The $|C_t|$ dimension of C_t is conceived (and implemented) as a “batch dimension”: this makes it possible to handle branching sets of varying sizes, still allowing the parameters of the nets to be shared across problems. Ultimately, a *softmax* layer yields a probability distribution over the candidate set C_t , according to which a variable is selected for branching.

We incorporate the tree-state input to the baseline architecture in order to provide a search-based context over the mutable branching sets. Practically, $Tree_t$ is embedded in a series of subsequent layers with hidden size h . The output of a final sigmoid activation is $g \in [0, 1]^H$, where $H = h + h/2 + \dots + INF$ denotes the total number of units of the NoTree layers. Separate chunks of g are used to modulate by feature gating the representations of NoTree: $[g_1, \dots, g_h]$ controls features at the first embedding, $[g_{h+1}, \dots, g_{h+h/2}]$ acts at the second layer, \dots , and so on, until exhausting $[g_{H-INF}, \dots, g_H]$ with the last layer prior the average pooling. In other words, g is used as a control mechanism on variables parameterization, gating their features via a learned tree-based signal. The resulting network (TreeGate) models the high-level idea that a branching scheme should *adapt* to

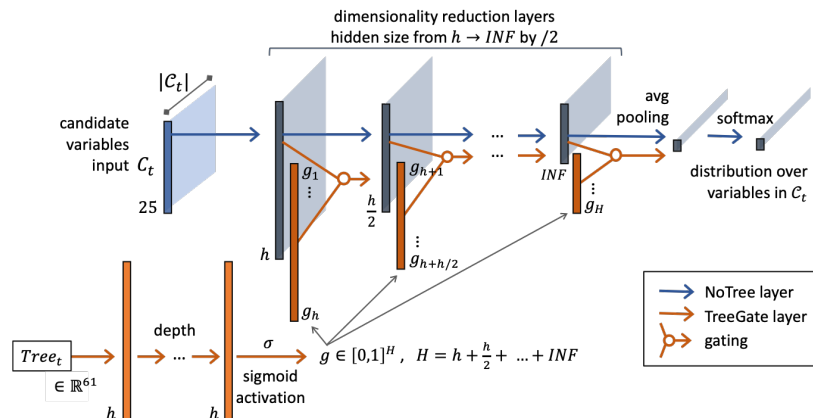


Figure 2: Candidate variables input C_t is processed by NoTree layers (in blue) to select a variable for branching. For the TreeGate model, the $Tree_t$ input is first embedded and then utilized in gating layers (in orange) on the candidates’ representations.

the tree evolution, with variables’ selection criteria dynamically changing throughout the tree search.

4 Experiments

MILP Dataset and Solver Setting Despite MILP libraries containing hundreds of instances, not all of them appear viable for our setting, and a careful dataset curation is needed. On the one hand, comparing the behavior of different branching policies becomes easier (and results are clearer) when the explored trees are manageable in size and the problems can be consistently solved to optimality. On the other hand, standard MILP collections comprise very challenging instances, and are compiled to be the ongoing benchmark for advances in MILP research. In our ML context, it does not seem necessary to introduce extra challenges on the MILP side. We hence curate a heterogeneous collection of 27 problems from different real-world MILP benchmark libraries [10, 26, 37, 38], focusing on instances whose tree exploration is on average relatively contained (in the tens/hundreds of thousands nodes, maximum) and whose optimal value is known. We partition our selection into 19 train and 8 test problems. A complete list of instances is reported in Table 1, while we refer to Appendix A for other details.

We use SCIP 6.0.1. Modifying the solver configuration is common practice in BVS literature [30], especially in a proof-of-concept setting in which our work is positioned. To reduce the effects of the other solver’s components on BVS, we work with a configuration specifically designed to fairly compare the performance of different branching rules [17]. In particular, we allow presolve and cut separation routines, and disable all primal heuristics. For each problem we provide the known optimal solution value as cutoff, and disable few other parameters associated with SB side-effects. We also enforce a limit of one hour on the resolution time. The same setting is used for both data collection and policies’ evaluation. Further details on the solver parameters and hardware settings are reported in Appendix C.

Table 1: List of MILP instances used in train and test sets.

TRAIN	air04, air05, dcmulti, eil33-2, istanbul-no-cutoff, l152lav, lseu, misc03, neos20, neos21, neos-476283, neos648910, pp08aCUTS, rmatr100-p10, rmatr100-p5, sp150x300d, stein27, swath1, vpm2
TEST	map18, mine-166-5, neos11, neos18, ns1830653, nu25-pr12, rail507, seymour1

Data Collection and Split We collect IL training data from SCIP roll-outs, gathering inputs $x_t = \{C_t, Tree_t\}$ and corresponding branching decisions (labels) $y_t \in \mathcal{C}_t$. Our expert branching scheme is the default one of SCIP, `relpscost`, i.e., a reliability version of hybrid branching. Given that each branching decision gives rise to a single data-point (x_t, y_t) , and that the search trees of the selected MILP instances are not extremely big, one needs to augment the data. We proceed in two ways.

- (i) First, we naturally exploit the so-called *performance variability* of MILPs [33]. To obtain perturbed tree searches of the same instance, we set five different random seeds in the solver, $s \in \{0, \dots, 4\}$ to control variables’ permutations.
- (ii) Second, we diversify B&B explorations by letting a `random` branching scheme run for the first k nodes, before switching to SCIP default branching rule and starting data collection. The motivation behind this type of augmentation is to gather input states that are unlikely to be observed by an expert rule [21]: inputs collected from a default SCIP run will differ from those confronted by a trained IL policy at test time, given that a single divergent BVS may cascade and result in qualitatively very different B&B trees. We use $k \in \{0, 1, 5, 10, 15\}$, where the case of $k = 0$ corresponds to a run in which no random branching is performed (i.e., `relpscost` is used from the beginning of the search). We apply this second type of augmentation to *train instances only*.

One can quantify MILP variability by computing the coefficient of variation of the performance measurements [26]; we report such variability scores VS for all our instances in Appendix D, using the total number of nodes as performance measure, across the five runs of SCIP performed on different seeds, as in (i). The observed coefficients range in $[0.03, 1.70]$: the majority of the instances presents a variability of at least 0.20, confirming (i) as an effective way of diversifying our dataset. The effect of k initial random branchings is also analyzed and reported in Appendix D. Generally, the size of the explored trees grows with k , i.e., initial random branchings affect the nodes’ count for worse – though the opposite can also happen in few cases. The coefficients of variation of the nodes shifted geometric means across different k ’s range in $[0.07, 0.79]$ in the training set, so (ii) also appears effective for data augmentation.

The final composition of train, validation and test splits is summarized in Table 2. In particular, train and validation data come from the same subset of 19 instances, with validation being performed on branchings from a different random seed. Instead, the test set contains data-points from 8 separate MILPs, using augmentation of type (i) only.

An important measure to analyze the dataset is given by the size of the candidate sets (i.e., the varying dimensionality of the C_t inputs) contained in each split. Figure 1(c) shows histograms for $|\mathcal{C}_t|$ in each subset. While in train and validation the candidate set sizes are mostly concentrated in

Table 2: For train, validation and test set splits we report the total number of data-points as well as the seed- k pairs (s, k) from which they are obtained.

	Total	(s, k) pairs
Train	85,533	$\{0, 1, 2, 3\} \times \{0, 1, 5, 10, 15\}$
Validation	14,413	$\{4\} \times \{0, 1, 5, 10, 15\}$
Test	28,307	$\{0, 1, 2, 3, 4\} \times \{0\}$

Table 3: Best trained NoTree and TreeGate models. For each policy, we report the corresponding hyper-parameters, top-1 and top-5 test and validation accuracy scores, as well as shifted geometric means of B&B nodes for the entire MILP dataset (ALL), TRAIN and TEST instances. The top-5 accuracy (acc@5) measures whether the expert label was among the top-5 choices as identified by a policy’s probability distribution over the candidate variables. Policies selected as best ones are boldfaced.

Policy	$h / d / LR$	Test acc@1 (@5)	Val acc@1 (@5)	ALL	TRAIN	TEST
NoTree	32 / - / 0.0001	68.37 (91.43)	75.40 (95.23)	1341.72	859.17	3695.04
	64 / - / 0.0001	67.05 (89.18)	76.45 (95.11)	1363.73	847.63	4010.65
	128 / - / 0.0001	65.44 (90.21)	76.77 (95.66)	1454.20	875.19	4601.72
	128 / - / 0.001	64.02 (88.51)	77.69 (95.88)	1241.79	834.40	3068.96
	256 / - / 0.0001	64.59 (90.13)	77.29 (96.08)	1279.18	731.16	4491.64
TreeGate	64 / 5 / 0.01	83.70 (95.83)	84.33 (96.60)	1056.79	759.94	2239.47
	256 / 2 / 0.001	83.69 (95.18)	84.10 (96.42)	1135.28	822.80	2369.35
	32 / 3 / 0.01	83.31 (95.72)	84.02 (96.50)	1188.48	809.18	2849.28
	128 / 5 / 0.001	81.61 (95.81)	84.96 (96.74)	1127.31	771.60	2666.73

the $[0, 50]$ range, the test set has a very different distribution of $|\mathcal{C}_t|$, and in particular one with a longer tail (over 300). In this sense, the test instances present never-seen branching data gathered from heterogeneous MILPs, and we test the generalization of our policies to *entirely unknown and larger branching sets*.

IL Optimization We train both IL policies using ADAM [25] with default $\beta_1 = 0.9, \beta_2 = 0.999$, and weight decay 1×10^{-5} . Our hyper-parameter search spans: learning rate $LR \in \{0.01, 0.001, 0.0001\}$, hidden size $h \in \{32, 64, 128, 256\}$, and depth $d \in \{2, 3, 5\}$. The factor by which units of NoTree are reduced is 2, and we fix $INF = 8$. We use PyTorch [39] to train the models for 40 epochs, reducing LR by a factor of 10 at epochs 20 and 30.

4.1 Results

In our context, standard IL metrics are informative yet incomplete measures of performance for evaluating a learned BVS model, and one also cares about assessing the policies’ behaviors when plugged in the solver environment. This is why in order to determine the best NoTree and TreeGate policies we take into account both types of evaluations. We first select few policies based on their test accuracy score; next, we specify them as custom branching rules in SCIP and perform full roll-outs on the entire MILP dataset, over five random seeds (i.e., 135 evaluations each). To summarize the policies’ performance in the solver, we compute the shifted geometric mean (with a shift of 100) of

Table 4: Total number of nodes explored by learned and SCIP policies, in shifted geometric means over 5 runs on seeds $\{0, \dots, 4\}$. We mark with * the cases in which time-limits were hit. For `relpscost`, we also compute the *fair* number of nodes. The percentage difference between NoTree and TreeGate is reported. Aggregated measures are over the entire dataset (ALL), as well as over TRAIN and TEST sets.

Instance	Set	NoTree	TreeGate	% diff	random	pscost	relpscost (fair)
	ALL	1241.79	1056.79	-14.90	6580.79	1471.61	286.15 (719.20)
	TRAIN	834.40	759.94	-8.92	2516.04	884.37	182.27 (558.34)
	TEST	3068.96	2239.47	-27.03	61828.29	4674.34	712.77 (1276.76)
air04	train	645.99	536.07	-17.02	6677.96	777.65	8.19 (114.39)
air05	train	789.70	516.06	-34.65	12685.83	1158.89	60.25 (277.22)
dcmulti	train	203.53	187.49	-7.88	599.12	122.39	9.38 (68.30)
eil33-2	train	7780.85	8767.27	12.68	12502.02	8337.63	583.34 (9668.71)
istanbul-no-cutoff	train	447.26	543.71	21.56	1085.16	613.68	242.39 (328.25)
l152lav	train	621.82	687.91	10.63	6800.06	964.53	10.14 (250.04)
lseu	train	372.67	396.71	6.45	396.73	375.31	148.99 (389.88)
misc03	train	241.40	158.39	-34.39	118.37	151.07	12.11 (294.11)
neos20	train	2062.23	1962.95	-4.81	10049.15	2730.01	200.26 (612.75)
neos21	train	1401.84	1319.73	-5.86	7016.55	1501.54	668.44 (1455.29)
neos648910	train	140.05	175.82	25.54	1763.05	1519.01	39.83 (166.53)
neos-476283	train	13759.59	6356.81	-53.80	*94411.77	2072.84	204.88 (744.65)
pp08aCUTS	train	267.86	293.74	9.66	337.76	271.92	69.66 (350.21)
rmatr100-p5	train	443.35	460.48	3.86	1802.38	451.71	411.93 (785.15)
rmatr100-p10	train	908.27	906.04	-0.25	4950.77	894.65	806.35 (1214.76)
sp150x300d	train	868.60	785.27	-9.59	1413.64	991.52	182.22 (300.42)
stein27	train	1371.44	1146.79	-16.38	1378.91	1322.36	926.82 (1111.25)
swath1	train	1173.14	1165.39	-0.66	1429.21	1107.52	298.58 (2485.63)
vpm2	train	589.03	440.74	-25.18	594.62	546.45	199.46 (463.12)
map18	test	457.89	575.92	25.78	11655.33	1025.74	270.25 (441.18)
mine-166-5	test	3438.44	4996.48	45.31	*389437.62	4190.41	175.10 (600.22)
neos11	test	3326.32	3223.46	-3.09	29949.69	4728.49	2618.27 (5468.05)
neos18	test	15611.63	10373.80	-33.55	228715.62	*133437.40	2439.29 (5774.36)
ns1830653	test	6422.37	5812.03	-9.50	288489.30	12307.90	3489.07 (4311.84)
nu25-pr12	test	357.00	86.80	-75.69	1658.41	342.47	21.39 (105.61)
rail507	test	9623.05	3779.05	-60.73	*80575.84	4259.98	543.39 (859.37)
seymour1	test	3202.20	1646.82	-48.57	*167725.65	3521.47	866.32 (1096.67)

the total number of explored nodes, over the 135 B&B executions (ALL), and restricted to TRAIN and TEST instances.

Both types of metrics are reported in Table 3, together with the policies’ hyper-parameters. Incorporating an explicit parameterization of the state of the search tree to modulate BVS clearly aids generalization: the advantage of TreeGate over NoTree is evident in all metrics, and across multiple trained policies. In particular, the top-1 test accuracy averages at 65.90 ± 1.6 for the NoTree models, while TreeGate ones score at 83.08 ± 0.86 ; the gap in validation accuracy is also significant. In terms of B&B roll-outs, NoTree models explore on average 1336.12 ± 73.32 nodes, against the 1126.97 ± 46.85 of TreeGate ones. What we observe is that best test accuracy does not necessarily translate into best solver performance. The NoTree policy with the best solver performance exhibits an approximately 4% gap from the optimal top-1 test accuracy model, but an improvement over 7% in solver performance. We select as best policies those yielding the best nodes average over the

entire dataset. In the case of TreeGate, the best model corresponds to that realizing the best top-1 test accuracy (83.70%), and brings a 19% (resp. 7%) improvement over the NoTree policy, in top-1 (resp. top-5) test accuracy. Learning curves and further details can be found in Appendix E.

In solver evaluations, NoTree and TreeGate are also compared to SCIP default branching scheme `relpscost`, PC branching `pscost` and a `random` one. Additionally, we compute the *fair* number of nodes [17]. This measure accounts for those nodes that are processed as side-effects of SB-like explorations, specifically looking at domain reduction and cutoffs counts. In other words, the fair number of nodes distinguishes tree-size reductions due to better branching from those obtained by SB side-effects. Note that for rules that do not involve any SB, the fair number of nodes and the usual nodes’ count coincide, so we only report it for the `relpscost` policy. The selected solver parametric setting (the same as the one used for data collection) allows a meaningful computation of the fair number of nodes, and a honest comparison of branching schemes.

Both NoTree and TreeGate policies are able to solve all instances within the 1h time-limit, like `relpscost`. In contrast, `random` hits the limit on 4 instances (17 times in total) while `pscost` does so on one instance only (neos18), a single time. Table 4 reports the nodes’ means for every MILP instance (over five runs), as well as measures aggregated over train and test sets, and the entire dataset. In aggregation, TreeGate is always better than NoTree, the former exploring on average trees with 14.9% less nodes. This gap becomes more pronounced when measured over test instances only (27%), indicating the advantage of TreeGate over NoTree when exploring unseen data. Results are less clear-cut from an instance-wise perspective, with neither policy emerging as an absolute winner. Nonetheless, TreeGate is at least 10% (resp. 25%) better than NoTree on 10 (resp. 8) instances, while the opposite only happens 6 (resp. 3) times. In this sense, the reductions in tree sizes achieved by TreeGate are overall more pronounced.

In addition, learned policies compare well to other branching rules: both NoTree and TreeGate are substantially better than `random` across all instances, and always better than `pscost` in aggregated measures. Only on one instance both policies are much worse than `pscost` (neos-476283). As expected, `relpscost` still realizes the smallest trees, but comparisons in terms of fair number of nodes are nonetheless positive: on 11 instances, at least one among NoTree and TreeGate explores less nodes than the `relpscost` fair number. In general, the policies realize tree sizes that are comparable to the SCIP default ones, when SB side effects are taken into account.

5 Related Work

Among the first attempts in “learning to branch”, [5] perform regression to learn proxies of SB scores. Instead, [24] propose to learn the ranking associated with such scores, and train instance-specific models (that are not end-to-end policies) via SVM^{rank}. Also [20] treat BVS as a ranking problem, and specialize their models to the combinatorial class of time-dependent traveling salesman problems. More recently, the work of [7] learns mixtures of existing branching schemes for different classes of synthetic problems, focusing on sample complexity guarantees. Similarly to us, the latest contribution to “learning to branch” [18] frames BVS as classification of expert branching decisions and employs IL to learn a branching policy. However, their expert of choice is SB, and MILPs are represented via a graph-convolutional neural network (GCNN) that models the variable-constraint structure expressed by the parameter matrix A . The resulting policies are specializations of SB that appear to effectively capture structural characteristics of some classes of combinatorial optimization problems, and are able to generalize to larger formulations from the same distribution (i.e., within the same combinatorial class). It is not obvious that the GCNN could effectively generalize across

heterogeneous problems, given the policy in [18] was only tested to solve bigger instances for which small analogs were available during training.

Still concerning the B&B framework, [21] employ IL to learn a heuristic and class-specific node selection policy, and categorize B&B input features. An RL approach for node selection can be found in [42], where a Multi-Armed Bandit is used to model the tree search; some complexity and scaling issues of B&B are also presented.

Feature gating has a long and successful history in machine learning, ranging from LSTMs [22] to GRUs [13], and we refer to [36] for a survey. The idea of using a tree state to drive a feature gating of the branching variables is an example of top-down modulation, which has been shown to perform well in other deep learning applications [43, 29, 44]. With respect to learning across non-static action spaces, the most similar to our work is [12], which is in the continual learning setting. Unlike the traditional Markov Decision Process formulation of reinforcement learning (RL), the input to our policies is not a generic state but rather includes a parameterized hand-crafted input representation of the available actions, thus continual learning is not a relevant concern for our framework. Other related works from the RL setting learn action space representations [14, 11], but they both assume that the action space is *static* across RL episodes, while in contrast the action space of BVS changes dynamically with $|\mathcal{C}_t|$.

6 Conclusions and Future Directions

Branching variable selection is a crucial factor in B&B success, and we setup a novel imitation learning framework to address it. In particular, we seek to learn branching policies that generalize across heterogeneous MILPs, regardless of the instances’ structure and formulation size. In doing so, we undertake a step towards a broader type of generalization. The novelty of our approach is relevant for both the ML and the MILP worlds. On the one hand, we develop parameterizations of the candidate variables and of the search trees, and design a DNN architecture that handles candidate sets of varying size. On the other hand, the data encoded in our $Tree_t$ parameterization is not currently exploited by state-of-the-art MILP solvers, but we show that this type of information could indeed help in adapting the branching criteria to different search dynamics. Our results on MILP benchmark instances clearly demonstrate the advantage of incorporating a search-tree context to modulate BVS and aid generalization to heterogeneous problems, in terms of both better test accuracy and smaller explored B&B trees.

There surely are additional improvements to be gained by continuing to explore IL methods for branching. [18] have shown a correlation between the structure of MILPs (captured by the GCNN) and at least one of the main ingredients of the expert we use, namely the bound improvement due to BVS. In this work, we exploit instead representations of general B&B trees, and both priors may be required to fully match the expert performance.

However, quantifying the goodness of branching policies and B&B search trees remains hard due to the complexity and exponentiality of the B&B system. In the IL setting this translates into not being able to assess the impact of a misclassified BVS in the subsequent tree exploration. In fact, the MILP domain expertise suggests that at any given branching step there is no such thing as a single best branching decision, but rather groups of variables on which one should branch [16]. In other words, there is *no branching ground truth*, and the quality of branching certainly resides in effective BVS sequences. For these reasons, barring a mathematical breakthrough for the theory of branching, we believe there can be much more innovation in future explorations of RL approaches for BVS. Within the RL paradigm the focus would shift to learning branching sequences and partial

trees explorations, by means of heterogeneous reward signals that could allow to better approach the diverse performance goals one practically aims at when solving MILPs. These are important factors in “learning to branch” which cannot be expressed in IL terms. Indeed, the idea and the benefits of using an explicit parameterization of the state of B&B search trees – which we demonstrated in the IL setting – could be expanded even more in the RL one, for both state representations and the design of branching rewards.

Acknowledgements

We would like to thank Ambros Gleixner, Gerald Gamrath, Laurent Charlin, Didier Chételat, Maxime Gasse, Antoine Prouvost, Leo Henri and Sébastien Lachapelle for helpful discussions on the branching framework. We also thank Compute Canada for compute resources. This work was supported by CIFAR and IVADO.

References

- [1] T. Achterberg, T. Koch, and A. Martin. Branching rules revisited. *Oper Res Lett*, 33(1):42–54, 2005.
- [2] Tobias Achterberg. *Constraint Integer Programming*. PhD thesis, 2007.
- [3] Tobias Achterberg and Timo Berthold. *Hybrid Branching*, pages 309–311. Springer, Berlin, Heidelberg, 2009.
- [4] Tobias Achterberg and Roland Wunderling. *Mixed Integer Programming: Analyzing 12 Years of Progress*, pages 449–481. Springer Berlin Heidelberg, Berlin, Heidelberg, 2013.
- [5] Marcos Alejandro Alvarez, Quentin Louveaux, and Louis Wehenkel. A machine learning-based approximation of strong branching. *INFORMS Journal on Computing*, 29(1):185–195, 2017.
- [6] D. Applegate, R. Bixby, V. Chvatal, and B. Cook. Finding cuts in the TSP (a preliminary report). Technical report, 1995.
- [7] Maria-Florina Balcan, Travis Dick, Tuomas Sandholm, and Ellen Vitercik. Learning to branch. In *International Conference on Machine Learning*, pages 344–353, 2018.
- [8] Yoshua Bengio, Andrea Lodi, and Antoine Prouvost. Machine learning for combinatorial optimization: a methodological tour d’horizon. *arXiv:1811.06128*, 2018.
- [9] M. Benichou, J.M. Gauthier, P. Girodet, and G. Hentges. Experiments in mixed-integer programming. *Math Program*, 1:76–94, 1971.
- [10] R. E. Bixby, S. Ceria, C. M. McZeal, and M. W.P. Savelsbergh. An updated mixed-integer programming library: MIPLIB 3. Technical Report TR98-03, 1998.
- [11] Yash Chandak, Georgios Theocharous, James Kostas, Scott Jordan, and Philip Thomas. Learning action representations for reinforcement learning. In Kamalika Chaudhuri and Ruslan Salakhutdinov, editors, *Proceedings of the 36th International Conference on Machine Learning*, volume 97 of *Proceedings of Machine Learning Research*, pages 941–950. PMLR, 2019.
- [12] Yash Chandak, Georgios Theocharous, Chris Nota, and Philip S. Thomas. Lifelong learning with a changing action set. *CoRR*, abs/1906.01770, 2019.
- [13] Junyoung Chung, Caglar Gulcehre, KyungHyun Cho, and Yoshua Bengio. Empirical evaluation of gated recurrent neural networks on sequence modeling. *arXiv:1412.3555*, 2014.
- [14] Gabriel Dulac-Arnold, Richard Evans, Peter Sunehag, and Ben Coppin. Reinforcement learning in large discrete action spaces. *CoRR*, abs/1512.07679, 2015.

- [15] Martina Fischetti, Andrea Lodi, and Giulia Zarpellon. Learning MILP resolution outcomes before reaching time-limit. In Louis-Martin Rousseau and Kostas Stergiou, editors, *Integration of Constraint Programming, Artificial Intelligence, and Operations Research*, pages 275–291, Cham, 2019. Springer International Publishing.
- [16] Matteo Fischetti and Michele Monaci. Backdoor branching. *INFORMS J Comput*, 25(4):693–700, 2012.
- [17] Gerald Gamrath and Christoph Schubert. Measuring the impact of branching rules for mixed-integer programming. In Natalia Kliewer, Jan Fabian Ehmke, and Ralf Borndörfer, editors, *Operations Research Proceedings 2017*, pages 165–170, Cham, 2018. Springer International Publishing.
- [18] Maxime Gasse, Didier Chetelat, Nicola Ferroni, Laurent Charlin, and Andrea Lodi. Exact combinatorial optimization with graph convolutional neural networks. In H. Wallach, H. Larochelle, A. Beygelzimer, F. d’Alché Buc, E. Fox, and R. Garnett, editors, *Advances in Neural Information Processing Systems 32*, pages 15554–15566. Curran Associates, Inc., 2019.
- [19] Ambros Gleixner, Michael Bastubbe, Leon Eifler, Tristan Gally, Gerald Gamrath, Robert Lion Gottwald, Gregor Hendel, Christopher Hojny, Thorsten Koch, Marco E. Lübbecke, Stephen J. Maher, Matthias Miltenberger, Benjamin Müller, Marc E. Pfetsch, Christian Puchert, Daniel Rehfeldt, Franziska Schlösser, Christoph Schubert, Felipe Serrano, Yuji Shinano, Jan Merlin Viernickel, Matthias Walter, Fabian Wegscheider, Jonas T. Witt, and Jakob Witzig. The SCIP Optimization Suite 6.0. ZIB-Report 18-26, Zuse Institute Berlin, July 2018.
- [20] Christoph Hansknecht, Imke Joormann, and Sebastian Stiller. Cuts, primal heuristics, and learning to branch for the time-dependent traveling salesman problem. *arXiv:1805.01415*, 2018.
- [21] He He, Hal Daume III, and Jason M Eisner. Learning to search in branch and bound algorithms. In Z. Ghahramani, M. Welling, C. Cortes, N. D. Lawrence, and K. Q. Weinberger, editors, *Advances in Neural Information Processing Systems 27*, pages 3293–3301. Curran Associates, Inc., 2014.
- [22] Sepp Hochreiter and Jürgen Schmidhuber. Long short-term memory. *Neural computation*, 9(8):1735–1780, 1997.
- [23] Sergey Ioffe and Christian Szegedy. Batch normalization: Accelerating deep network training by reducing internal covariate shift. In Francis Bach and David Blei, editors, *Proceedings of the 32nd International Conference on Machine Learning*, volume 37 of *Proceedings of Machine Learning Research*, pages 448–456. PMLR, 2015.
- [24] Elias B. Khalil, Pierre Le Bodic, Le Song, George Nemhauser, and Bistra Dilkina. Learning to branch in mixed integer programming. In *Proceedings of the Thirtieth AAAI Conference on Artificial Intelligence*, AAAI’16, pages 724–731. AAAI Press, 2016.
- [25] Diederick P Kingma and Jimmy Ba. Adam: A method for stochastic optimization. In *International Conference on Learning Representations (ICLR)*, 2015.
- [26] Thorsten Koch, Tobias Achterberg, Erling Andersen, Oliver Bastert, Timo Berthold, Robert E. Bixby, Emilie Danna, Gerald Gamrath, Ambros M. Gleixner, Stefan Heinz, Andrea Lodi, Hans Mittelmann, Ted Ralphs, Domenico Salvagnin, Daniel E. Steffy, and Kati Wolter. MIPLIB 2010. *Mathematical Programming Computation*, 3(2):103, 2011.
- [27] A. H. Land and A. G. Doig. An automatic method of solving discrete programming problems. *Econometrica*, 28(3):497–520, 1960.
- [28] Pierre Le Bodic and George Nemhauser. An abstract model for branching and its application to mixed integer programming. *Math Program*, pages 1–37, 2017.
- [29] Tsung-Yi Lin, Piotr Dollár, Ross B. Girshick, Kaiming He, Bharath Hariharan, and Serge J. Belongie. Feature pyramid networks for object detection. *CoRR*, abs/1612.03144, 2016.
- [30] J. T. Linderoth and M. W. P. Savelsbergh. A computational study of search strategies for mixed integer programming. *INFORMS Journal on Computing*, 11(2):173–187, 1999.

- [31] R. J. Lipton and R. W. Regan. Branch and bound—why does it work? <https://rjlipton.wordpress.com/2012/12/19/branch-and-bound-why-does-it-work/>, 2012. Accessed: 2019.
- [32] Andrea Lodi. Mixed integer programming computation. In M. Jünger, T.M. Liebling, D. Naddef, G.L. Nemhauser, W.R. Pulleyblank, G. Reinelt, G. Rinaldi, and L.A. Wolsey, editors, *50 Years of Integer Programming 1958-2008*, pages 619–645. Springer Berlin Heidelberg, 2009.
- [33] Andrea Lodi and Andrea Tramontani. *Performance Variability in Mixed-Integer Programming*, chapter 1, pages 1–12. INFORMS, 2013.
- [34] Andrea Lodi and Andrea Tramontani. *Performance Variability in Mixed-Integer Programming*, chapter Chapter 1, pages 1–12. 2013.
- [35] Andrea Lodi and Giulia Zarpellon. On learning and branching: a survey. *TOP*, 25(2):207–236, Jul 2017.
- [36] Ashok Vardhan Makkuva, Sewoong Oh, Sreeram Kannan, and Pramod Viswanath. Learning in gated neural networks. *CoRR*, abs/1906.02777, 2019.
- [37] MIPLIB 2017, 2018. <http://miplib.zib.de>.
- [38] Hans D. Mittelmann. MILPlib. <http://plato.asu.edu/ftp/milp/>, 2020. Accessed 2019.
- [39] Adam Paszke, Sam Gross, Francisco Massa, Adam Lerer, James Bradbury, Gregory Chanan, Trevor Killeen, Zeming Lin, Natalia Gimelshein, Luca Antiga, Alban Desmaison, Andreas Kopf, Edward Yang, Zachary DeVito, Martin Raison, Alykhan Tejani, Sasank Chilamkurthy, Benoit Steiner, Lu Fang, Junjie Bai, and Soumith Chintala. PyTorch: An imperative style, high-performance deep learning library. In H. Wallach, H. Larochelle, A. Beygelzimer, F. d’Alché-Buc, E. Fox, and R. Garnett, editors, *Advances in Neural Information Processing Systems 32*, pages 8024–8035. Curran Associates, Inc., 2019.
- [40] PySCIPOpt. <https://github.com/SCIP-Interfaces/PySCIP0pt>, 2019.
- [41] Code for the `relpscost` branching rule in SCIP. https://scip.zib.de/doc-6.0.0/html/branch_relpscost_8c_source.php#l100524. Accessed: 2019.
- [42] Ashish Sabharwal, Horst Samulowitz, and Chandra Reddy. Guiding combinatorial optimization with UCT. In Nicolas Beldiceanu, Narendra Jussien, and Éric Pinson, editors, *Integration of AI and OR Techniques in Constraint Programming for Combinatorial Optimization Problems: 9th International Conference, CPAIOR 2012, Nantes, France, May 28 – June 1, 2012. Proceedings*, Lecture Notes in Computer Science, pages 356–361, Berlin, Heidelberg, 2012. Springer Berlin Heidelberg.
- [43] Abhinav Shrivastava, Rahul Sukthankar, Jitendra Malik, and Abhinav Gupta. Beyond skip connections: Top-down modulation for object detection. *CoRR*, abs/1612.06851, 2016.
- [44] Jarryd Son and Amit Kumar Mishra. Exgate: Externally controlled gating for feature-based attention in artificial neural networks. *CoRR*, abs/1811.03403, 2018.
- [45] L.J.P. van der Maaten and G.E. Hinton. Visualizing high-dimensional data using t-sne. *Journal of Machine Learning Research*, 9(nov):2579–2605, 2008. Pagination: 27.
- [46] L. A. Wolsey. *Integer programming*. Wiley-Interscience, New York, NY, USA, 1998.
- [47] Yuxin Wu and Kaiming He. Group normalization. In *The European Conference on Computer Vision (ECCV)*, September 2018.

A Dataset Curation

To curate a dataset of heterogeneous MILP instances, we consider the standard benchmark libraries MIPLIB 3, 2010 and 2017 [10, 26, 37], together with the collection of [38]. We assess the problems by analyzing B&B roll-outs of SCIP with its default branching rule (`relpscost`) and a `random` one, enforcing a time limit of 1h in the same solver setting used for our experiments (see Appendix C). We focus on instances whose tree exploration is on average relatively contained (in the tens/hundreds of

Table 5: The curated MILP dataset. For each instance we report: the number of variables (Vars) and their types (binary, integers and continuous), the number of constraints (Conss), the membership in the train/test split and the library of origin.

Name	Vars	Types (bin - int - cont)	Conss	Set	Library
air04	8904	8904 - 0 - 0	823	train	MIPLIB 3
air05	7195	7195 - 0 - 0	426	train	MIPLIB 3
dcmulti	548	75 - 0 - 473	290	train	MIPLIB 3
eil33-2	4516	4516 - 0 - 0	32	train	MIPLIB 2010
istanbul-no-cutoff	5282	30 - 0 - 5252	20346	train	MIPLIB 2017
l152lav	1989	1989 - 0 - 0	97	train	MIPLIB 3
lseu	89	89 - 0 - 0	28	train	MIPLIB 3
misc03	160	159 - 0 - 1	96	train	MIPLIB 3
neos20	1165	937 - 30 - 198	2446	train	MILPLib
neos21	614	613 - 0 - 1	1085	train	MILPLib
neos-476283	11915	5588 - 0 - 6327	10015	train	MIPLIB 2010
neos648910	814	748 - 0 - 66	1491	train	MILPLib
pp08aCUTS	240	64 - 0 - 176	246	train	MIPLIB 3
rmatr100-p10	7359	100 - 0 - 7259	7260	train	MIPLIB 2010
rmatr100-p5	8784	100 - 0 - 8684	8685	train	MIPLIB 2010
sp150x300d	600	300 - 0 - 300	450	train	MIPLIB 2017
stein27	27	27 - 0 - 0	118	train	MIPLIB 3
swath1	6805	2306 - 0 - 4499	884	train	MIPLIB 2017
vpm2	378	168 - 0 - 210	234	train	MIPLIB 3
map18	164547	146 - 0 - 164401	328818	test	MIPLIB 2010
mine-166-5	830	830 - 0 - 0	8429	test	MIPLIB 2010
neos11	1220	900 - 0 - 320	2706	test	MILPLib
neos18	3312	3312 - 0 - 0	11402	test	MIPLIB 2010
ns1830653	1629	1458 - 0 - 171	2932	test	MIPLIB 2010
nu25-pr12	5868	5832 - 36 - 0	2313	test	MIPLIB 2017
rail507	63019	63009 - 0 - 10	509	test	MIPLIB 2010
seymour1	1372	451 - 0 - 921	4944	test	MIPLIB 2017

thousands nodes, maximum) and whose optimal value is known. This choice is primarily motivated by the need of ensuring a fair comparison among branching policies in terms of tree size, which is more easily achieved when roll-outs do not hit the time-limit. We also remove problems that are solved at the root node (i.e., those for which no branching was performed).

Final training and test sets comprise 19 and 8 instances, respectively, for a total of 27 problems. They are summarized in Table 5, where we report their size, the number of binary/integer/continuous variables, the number of constraints, their membership in the train/test split and their library of origin. The constraints of each problem are of different types and give rise to various structures.

B Hand-crafted Input Features

Hand-crafted input features for candidate variables (C_t) and tree state ($Tree_t$) are reported in Table 8. To ease their reading, we present them subdivided in groups, and synthetically describe them by the SCIP API functions with which they are computed. We make use of different functions to normalize and compare the solver inputs.

To compute the branching scores s_i of a candidate variable $i \in \mathcal{C}_t$, with respect to an average score s_{avg} , we use the formula implemented in SCIP `relpscost` [41]:

$$\text{varScore}(s_i, s_{avg}) = 1 - \left(\frac{1}{1 + s_i / \max\{s_{avg}, 0.1\}} \right).$$

As in [2], we normalize inputs that naturally span different ranges by the following:

$$\text{gNormMax}(x) = \max \left\{ \frac{x}{x + 1}, 0.1 \right\}.$$

To compare commensurable quantities (e.g., upper and lower bounds), we compute measures of relative distance and relative position:

$$\text{relDist}(x, y) = \begin{cases} 0 & , \text{ if } xy < 0 \\ \frac{|x-y|}{\max\{|x|, |y|, 1 \times 10^{-10}\}} & , \text{ else} \end{cases}$$

$$\text{relPos}(z, x, y) = \frac{|x - z|}{|x - y|}.$$

We also make use of usual statistical functions such as `min`, `max`, `mean`, standard deviation `std` and 25-75% quantile values (denoted in Table 8 as `q1` and `q3`, respectively).

Further information on each feature can be gathered by searching the SCIP online documentation at <https://scip.zib.de/doc-6.0.1/html/>.

C Solver Setting and Hardware

Regarding the MILP solver parametric setting, we use SCIP 6.0.1 and set a time-limit of 1h on all B&B evaluations. We leave on presolve routines and cuts separation (as in default mode), while disabling *all* primal heuristics and reoptimization (also off at default). To control SB side-effects and properly compute the *fair* number of nodes [17], we additionally turn off SB conflict analysis and the use of probing bounds identified during SB evaluations. We also disable feasibility checking of LP solutions found during SB with propagation, and always trigger the reevaluation of SB values. Finally, the known optimal solution value is provided as cutoff to each model, and a random seed determines variables' permutations. Parameters are summarized in Table 6.

For the IL experiments, we used the following hardware: Two Intel Core(TM) i7-6850K CPU @ 3.60GHz, 16GB RAM and an NVIDIA TITAN Xp 12GB GPU. Evaluations of SCIP branching rules ran on dual Intel(R) Xeon(R) Gold 6142 CPU @ 2.60GHz, equipped with 512GB of RAM.

D Data Augmentation

To augment our dataset, we (i) run MILP instances with different random seeds to exploit performance variability [34], and (ii) perform k random branchings at the top of the tree, before switching to the default SCIP branching rule and collect data. To quantify the effects of such operations in diversifying the search trees, we compute coefficients of variations of performance measurements [26]. In particular, assuming performance measurements $n_l, l = 1 \dots L$ are available, we compute the variability score VS as

$$VS = \frac{L}{\sum_{l=1}^L n_l} \sqrt{\sum_{l=1}^L \left(n_l - \frac{\sum_{l=1}^L n_l}{L} \right)^2}. \quad (3)$$

Table 6: SCIP parametric setting.

```

limits/time = 3600
presolving/maxrounds = -1
separating/maxrounds = -1
separating/maxroundsroot = -1
heuristics/*/freq = -1
reoptimization/enable = False
conflict/usesb = False
branching/fullstrong/probingbounds = False
branching/relpscost/probingbounds = False
branching/checksol = False
branching/fullstrong/reevalage = 0
model.setObjlimit(cutoff_value)
randomization/permutevars = True
randomization/permutationseed = scip_seed

```

Table 7 reports such coefficients for all instances, using as performance measures the number of nodes explored in the five runs from (i). Similarly, we report the shifted geometric means of the number of nodes over the five runs for each $k \in \{0, 1, 5, 10, 15\}$, and additionally compute the variability of those means, across different k 's (VS_k).

E IL Optimization Dynamics

Best Policies We present additional plots of the optimization dynamics for the best selected NoTree and TreeGate policies. Figure 3 shows the training loss curves, as well as top-1 and top-5 validation accuracy curves. In general, we see that the TreeGate policy enjoys a better conditioned optimization. Note however that for top-5 validation accuracy the two policies are quite close.

Instability of Batch-norm As observed in Figure 3, optimization dynamics for NoTree seem to be of a much slower nature than those of TreeGate. One common option to speed up training is to use batch normalization (BN) [23]. In our architectures for branching, one may view the cardinality of the candidate sets $|\mathcal{C}_t|$ as a batch dimension. When learning to branch across heterogeneous MILPs, such batch dimension can (and will) vary by orders of magnitude. Practically, our dataset has $|\mathcal{C}_t|$ varying from < 10 candidates to over 300. To this end, BN has been shown to struggle in the small-batch setting [47], and in general we were unsure of the reliability of BN with such variable batch-sizes.

Indeed, in our initial trials with BN we observed highly unreliable performance. Two troubling outcomes emerge when using BN in our NoTree policies: 1) the validation accuracy varies wildly, as shown in Figure 4, or 2) the NoTree+BN policy exhibits a stable validation accuracy curve, but would time-limit on *train instances*, i.e., would perform poorly in terms of solver performance. In particular, case 2) happened for a NoTree+BN policy with hidden size $h = 64$ and $LR = 0.001$, reaching the 1h time-limit on train instance neos-476283, over all five runs (on different seeds); the geometric mean of explored nodes was 66170.66. We remark that in our non-BN experiments, all of our trained policies (both TreeGate and NoTree) managed to solve all the train instances without even coming close to time-limiting. Moreover, none of our training and validation curves ever remotely resemble those in Figure 4(b).

Table 7: Variability scores VS are reported for `relpscost`, and are computed using the 5 runs with $k = 0$ (i.e., SCIP default runs, over seeds $\{0, \dots, 4\}$). Total number of nodes explored by data collection runs with k random branchings, in shifted geometric means over 5 runs is also reported. Finally, VS_k is the coefficient of variation of the five means, across different k 's.

Instance	Set	VS	$k = 0$	$k = 1$	$k = 5$	$k = 10$	$k = 15$	VS_k
air04	train	0.20	8.19	12.02	46.57	85.35	119.49	0.79
air05	train	0.26	60.25	61.07	115.94	196.27	274.44	0.59
dcmulti	train	0.21	9.38	13.75	27.53	34.99	45.00	0.50
eil33-2	train	0.69	583.34	648.47	492.95	531.37	441.24	0.13
istanbul-no-cutoff	train	0.11	242.39	234.01	271.35	279.38	311.39	0.10
l152lav	train	0.36	10.14	16.54	29.31	55.51	61.14	0.59
lseu	train	0.43	148.99	152.65	154.16	182.55	177.35	0.09
misc03	train	0.38	12.11	10.59	13.80	22.59	31.80	0.44
neos20	train	1.22	200.26	282.68	557.15	434.03	944.75	0.54
neos21	train	0.15	668.44	771.77	898.79	1110.82	1158.07	0.21
neos648910	train	0.60	39.83	48.16	65.84	41.05	59.72	0.20
neos-476283	train	0.48	204.88	219.58	384.86	480.37	715.78	0.47
pp08aCUTS	train	0.31	69.66	80.39	92.60	69.94	76.43	0.11
rmatr100-p5	train	0.04	411.93	419.21	451.01	461.83	494.09	0.07
rmatr100-p10	train	0.03	806.35	799.24	860.60	933.80	965.07	0.08
sp150x300d	train	1.70	182.22	462.45	484.55	483.89	439.69	0.28
stein27	train	0.42	926.82	1062.69	1098.41	1162.57	1154.01	0.08
swath1	train	0.53	298.58	280.49	230.12	256.84	267.55	0.09
vpm2	train	0.19	199.46	180.93	275.57	273.33	316.82	0.20
map18	test	0.09	270.25	309.77	401.79	447.34	489.85	0.21
mine-166-5	test	0.82	175.10	70.77	642.33	942.63	1619.75	0.81
neos11	test	0.30	2618.27	3114.62	3488.40	2898.41	2659.96	0.11
neos18	test	0.53	2439.29	2747.77	4061.40	4655.59	5714.05	0.31
ns1830653	test	0.09	3489.07	3913.58	4091.59	4839.39	4772.73	0.12
nu25-pr12	test	1.18	21.39	16.97	56.04	101.34	119.05	0.66
rail507	test	0.08	543.39	562.09	854.76	1207.15	1196.33	0.33
seymour1	test	0.07	866.32	1174.18	1825.04	2739.45	3313.87	0.47

For these reasons we opted for a more streamlined presentation of our results, without BN in the current framework. We leave it for future work to analyze the relationship between the nature of local minima in the IL optimization landscape and solver performance.

Table 8: Description of the hand-crafted input features. Features are doubled [x2] when they are computed for both upward and downward branching directions. For features about open nodes, `open_lbs` denotes the list of lower bound estimates of the open nodes, while `open_ds` the list of depths across open nodes.

Group description (#)	Feature formula (SCIP API)
<i>Candidate state</i> $[C_t]_i, i \in C_t$	
General solution (2)	SCIPvarGetLPSol SCIPvarGetAvgSol
Branchings depth (2)	1 - (SCIPvarGetAvgBranchdepthCurrentRun / SCIPgetMaxDepth) [x2]
Branching scores (5)	varScore(SCIPgetVarConflictScore, SCIPgetAvgConflictScore)

Table 8 – continued from previous page

Group description (#)	Feature formula (SCIP API)
PC stats (6)	<code>varScore(SCIPgetVarConflictlengthScore, SCIPgetAvgConflictlengthScore)</code>
	<code>varScore(SCIPgetVarAvgInferenceScore, SCIPgetAvgInferenceScore)</code>
	<code>varScore(SCIPgetVarAvgCutoffScore, SCIPgetAvgCutoffScore)</code>
	<code>varScore(SCIPgetVarPseudocostScore, SCIPgetAvgPseudocostScore)</code>
	<code>SCIPgetVarPseudocostCountCurrentRun / SCIPgetPseudocostCount[x2]</code>
	<code>SCIPgetVarPseudocostCountCurrentRun / SCIPvarGetNBranchingsCurrentRun [x2]</code>
Implications (2)	<code>SCIPgetVarPseudocostCountCurrentRun / branch_count [x2]</code>
Cliques (2)	<code>SCIPvarGetNImpls [x2]</code>
Cutoffs (2)	<code>SCIPvarGetNCliques / SCIPgetNCliques [x2]</code>
Conflict length (2)	<code>gNormMax(SCIPgetVarAvgCutoffsCurrentRun) [x2]</code>
Inferences (2)	<code>gNormMax(SCIPgetVarAvgConflictlengthCurrentRun) [x2]</code>
	<code>gNormMax(SCIPgetVarAvgInferencesCurrentRun) [x2]</code>
<i>Search tree state $Tree_t$</i>	
Current node (8)	<code>SCIPnodeGetDepth / SCIPgetMaxDepth</code>
	<code>SCIPgetPlungeDepth / SCIPnodeGetDepth</code>
	<code>relDist(SCIPgetLowerbound, SCIPgetLPObjval)</code>
	<code>relDist(SCIPgetLowerboundRoot, SCIPgetLPObjval)</code>
	<code>relDist(SCIPgetUpperbound, SCIPgetLPObjval)</code>
	<code>relPos(SCIPgetLPObjval, SCIPgetUpperbound, SCIPgetLowerbound)</code>
Nodes and leaves (8)	<code>len(getLPBranchCands) / getNDiscreteVars</code>
	<code>nboundchgs / SCIPgetNVars</code>
	<code>SCIPgetNObjlimLeaves / nleaves</code>
	<code>SCIPgetNInfeasibleLeaves / nleaves</code>
	<code>SCIPgetNFeasibleLeaves / nleaves</code>
	<code>(SCIPgetNInfeasibleLeaves + 1) / (SCIPgetNObjlimLeaves + 1)</code>
Depth and backtracks (4)	<code>SCIPgetNNodesLeft / SCIPgetNNodes</code>
	<code>nleaves / SCIPgetNNodes</code>
	<code>ninternalnodes / SCIPgetNNodes</code>
	<code>SCIPgetNNodes / ncreatednodes</code>
	<code>nactivatednodes / SCIPgetNNodes</code>
	<code>ndeactivatednodes / SCIPgetNNodes</code>
LP iterations (4)	<code>SCIPgetPlungeDepth / SCIPgetMaxDepth</code>
	<code>SCIPgetNBacktracks / SCIPgetNNodes</code>
	<code>log(SCIPgetNLPIterations / SCIPgetNNodes)</code>
	<code>log(SCIPgetNLPs / SCIPgetNNodes)</code>
Gap (4)	<code>SCIPgetNNodes / SCIPgetNLPs</code>
	<code>SCIPgetNNodeLPs / SCIPgetNLPs</code>
	<code>log(primaldualintegral)</code>
	<code>SCIPgetGap / lastsolgap</code>
Bounds and solutions (5)	<code>SCIPgetGap / firstsolgap</code>
	<code>lastsolgap / firstsolgap</code>
	<code>relDist(SCIPgetLowerboundRoot, SCIPgetLowerbound)</code>
	<code>relDist(SCIPgetLowerboundRoot, SCIPgetAvgLowerbound)</code>
	<code>relDist(SCIPgetUpperbound, SCIPgetLowerbound)</code>
Average scores (12)	<code>SCIPisPrimalboundSol</code>
	<code>nnodesbeforefirst / SCIPgetNNodes</code>
	<code>gNormMax(SCIPgetAvgConflictScore)</code>

Table 8 – continued from previous page

Group description (#)	Feature formula (SCIP API)
Open nodes bounds (12)	<code>gNormMax(SCIPgetAvgConflictlengthScore)</code>
	<code>gNormMax(SCIPgetAvgInferenceScore)</code>
	<code>gNormMax(SCIPgetAvgCutoffScore)</code>
	<code>gNormMax(SCIPgetAvgPseudocostScore)</code>
	<code>gNormMax(SCIPgetAvgCutoffs) [x2]</code>
	<code>gNormMax(SCIPgetAvgInferences) [x2]</code>
	<code>gNormMax(SCIPgetPseudocostVariance) [x2]</code>
	<code>gNormMax(SCIPgetNConflictConssApplied)</code>
	<code>len(open_lbs at {min, max}) / nopen [x2]</code>
	<code>relDist(SCIPgetLowerbound, max(open_lbs))</code>
	<code>relDist(min(open_lbs), max(open_lbs))</code>
	<code>relDist(min(open_lbs), SCIPgetUpperbound)</code>
<code>relDist(max(open_lbs), SCIPgetUpperbound)</code>	
<code>relPos(mean(open_lbs), SCIPgetUpperbound, SCIPgetLowerbound)</code>	
<code>relPos(min(open_lbs), SCIPgetUpperbound, SCIPgetLowerbound)</code>	
<code>relPos(max(open_lbs), SCIPgetUpperbound, SCIPgetLowerbound)</code>	
<code>relDist(q1(open_lbs), q3(open_lbs))</code>	
<code>std(open_lbs) / mean(open_lbs)</code>	
<code>(q3(open_lbs) - q1(open_lbs)) / (q3(open_lbs) + q1(open_lbs))</code>	
Open nodes depths (4)	<code>mean(open_ds) / SCIPgetMaxDepth</code>
	<code>relDist(q1(open_ds), q3(open_ds))</code>
	<code>std(open_ds) / mean(open_ds)</code>
	<code>(q3(open_ds) - q1(open_ds)) / (q3(open_ds) + q1(open_ds))</code>

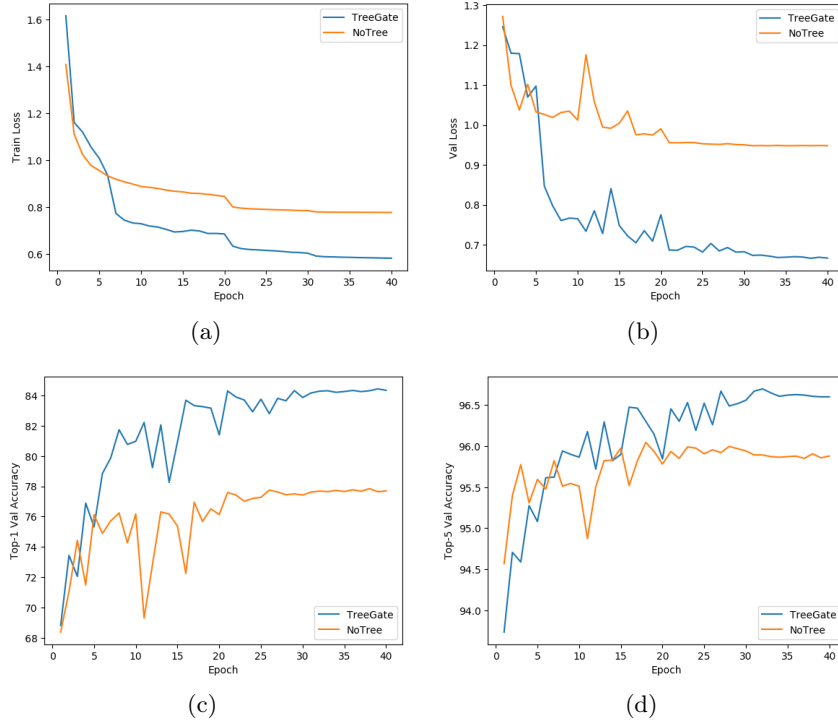


Figure 3: (a) Train and (b) validation loss curves for the best NoTree (orange) and TreeGate (blue) policies. (c) Validation top-1 and (d) top-5 accuracy plots for the best NoTree and TreeGate policies.

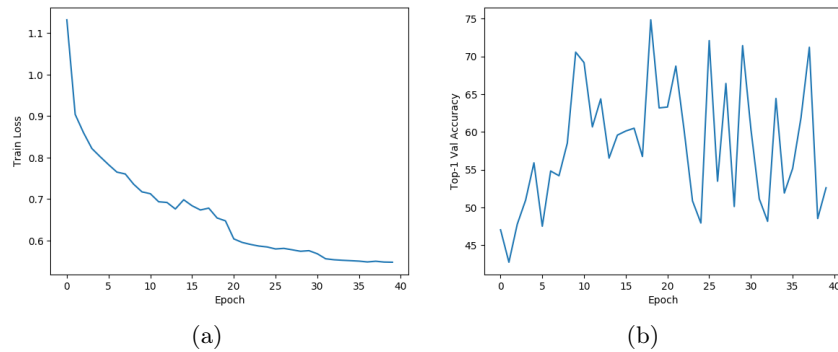


Figure 4: (a) Train loss and (b) validation top-1 Accuracy for NoTree+BN policy with hidden size $h = 64$, $LR = 0.001$.