

# Adversarial Robustness for Code

Pavol Bielik

Department of Computer Science  
ETH Zurich, Switzerland  
pavol.bielik@inf.ethz.ch

Martin Vechev

Department of Computer Science  
ETH Zurich, Switzerland  
martin.vechev@inf.ethz.ch

## Abstract


We propose a novel technique which addresses the challenge of learning *accurate* and *robust* models of code in a principled way. Our method consists of three key components: (i) learning to abstain from making a prediction if uncertain, (ii) adversarial training, and (iii) representation refinement which learns the program parts relevant for the prediction and abstracts the rest. These components are used to iteratively train multiple models, each of which learns a suitable program representation necessary to make robust predictions on a different subset of the dataset.

We instantiated our approach to the task of type inference for dynamically typed languages and demonstrate its effectiveness by learning a model that achieves 88% accuracy and 84% robustness. Further, our evaluation shows that using the combination of *all* three components is key to obtaining *accurate* and *robust* models.

## 1 Introduction

Recent years have seen an increased interest in using deep learning to train models of code for a wide range of tasks including code completion [5, 7, 30], code captioning [2, 3, 13], code classification [39, 57], code search [21, 45], invariant inference [48] and bug detection [1, 31, 41]. Despite substantial progress on training accurate models of code, the issue of robustness has been overlooked. Yet, this is a very important problem shown to affect neural models in different domains [19, 40, 51].

**Challenges in modeling code** In our work, we focus on tasks that compute program properties (e.g., type inference), usually addressed via handcrafted static analysis, but for which a number of recent neural models with high accuracy have been introduced [23, 37, 47]. Unsurprisingly, as none of these works consider adversarial robustness, we show that their adversarial accuracy can drop to as low as 4%. However, training both *robust and accurate* models of code in this setting is non-trivial and requires one to address several key challenges: (i) programs are highly structured and long, containing hundreds of lines of code, (ii) a single discrete program change can affect the prediction of a large number of properties and is much more disruptive than a slight continuous perturbation of a pixel value, and (iii) the property prediction problem is usually undecidable (hence, static analyzers approximate the ideal solution).



**Figure 1.** Illustration of the three key components used in our work. Each point represents a sample,  $\square$  is a region where model abstains from making predictions,  $\square$  and  $\square$  are regions of model prediction,  $\circ$  is the space of valid modifications for a given sample, and  $\blacktriangleright$  is the (reduced) space of valid modifications with learned representation refinement.

**Accurate and robust models of code** To address these challenges, we propose a novel method that combines three key components, illustrated in Figure 1, all which contribute to achieving accurate and robust models of code. First, we train a model that *abstains* from making a prediction when uncertain, partitioning the dataset: one part where the model makes predictions ( $\square$ ,  $\square$ ) that should be *accurate* and *robust*, and one ( $\square$ ) where the model abstains and it is enough to be *robust*. Second, we instantiate *adversarial training* [19] to the domain of code. Third, we develop a novel method to *refine the representation* used as input to the model by learning the parts of the program relevant for the prediction. This reduces the number of places that affect the prediction and is critical to making adversarial training for code effective. Finally, we create a new algorithm that trains multiple models, each learning a specialized representation that makes robust predictions on a different subset of the dataset.

**Contributions** Our main contributions are:

- We propose combining adversarial training and learning to abstain from making predictions (Section 3).
- Instantiation of adversarial training to models of code via a set of program modifications (Section 4).
- A method that learns to refine (sparsify) the program representation used as input to the model (Section 5).
- A new adversarial training algorithm that produces multiple models, each based on a specialized (learned) program representation necessary to make robust predictions on a different subset of the dataset (Section 6).
- An evaluation showing the effectiveness of our method and the need for all three components (Section 7).

## 2 Overview

In this section we present an overview of our approach for learning accurate and robust models of code.

**Preliminaries** Without loss of generality, let us define an input program  $p \in \mathbb{P}$  to be a sequence of words  $p = w_1, \dots, w_n$ . The words can correspond to a tokenized version of the program, nodes in an abstract syntax tree corresponding to  $p$  or other suitable program representations. Further, let  $l \in \mathbb{L}$  be a position in the program  $p$  that corresponds to the word  $w_l \in \mathbb{W}$ . A training dataset  $\mathcal{D} = \{(x_j, y_j)\}_{j=1}^N$  contains a set of samples, where  $x \in \mathbb{X}$  is an input tuple  $x = \langle p, l \rangle$  consisting of a program  $p \in \mathbb{P}$  and a position in the program  $l \in \mathbb{L}$ , while  $y \in \mathbb{Y}$  contains the ground-truth label. As an example, the code snippet in Figure 2a contains 12 different samples  $(x, y)$ , one for each position for which a prediction should be made (annotated with their ground-truth types  $y$ ).

Our goal is to learn a function  $f: \mathbb{X} \rightarrow \mathbb{R}^{|\mathbb{Y}|}$ , represented as a neural network, which for a given input program and a position in the program, computes the probability distribution over the labels. The model’s prediction then corresponds to the label with the highest probability.

### Step 1: Augment the model with an (un)certainty score

We start by augmenting the standard neural model  $f$ , considered in prior works, with an option to abstain from making a prediction. To achieve this, we introduce a selection function  $g_h: \mathbb{X} \rightarrow \mathbb{R}$ , which measures model certainty, and define the model to make a prediction only if  $g_h$  is confident enough (i.e.,  $g_h(x) \geq h$ ) and abstain from making a prediction otherwise. Here,  $h \in \mathbb{R}$  is an associated threshold selected by the user that controls the desired level of confidence. For example, using a high threshold  $h = 0.9$ , the model will learn to make only five predictions (i.e., it does not abstain) for the program in Figure 2b and will abstain from uncertain predictions such as predicting parameter types.

Our formulation of model certainty is fundamentally different to simply interpreting the probability distribution over the labels  $f(x)$  – an approach used in several existing models of code [1, 31, 41] but shown to result in overconfident predictions [22] and to extrapolate with unjustified high confidence for samples far from those in the dataset  $\mathcal{D}$  [14]. Concretely, (i) we train  $f$  and  $g_h$  jointly ( $f$  optimizes the accuracy while  $g_h$  ensures the model makes no mis-predictions), instead of optimizing only  $f$ , (ii) we show that using our formulation it is possible to obtain a model which never mis-predicts on samples in the dataset  $\mathcal{D}$  (i.e., makes a correct prediction or abstains), and (iii) allowing the model to abstain from prediction leads to simpler models (which is important for achieving robustness), since learning to abstain is easier than learning to predict the correct label. This is in contrast with forcing the model to learn the correct label for *all* samples, which is infeasible for most practical tasks.

**Step 2: Adversarial training** The result of the first step is a learned model  $f$  and a selection function  $g_h$  that can be shown to never mis-predict on samples in the dataset  $\mathcal{D}$ . However, in order to obtain a robust model, we need to also consider samples *beyond* those included in  $\mathcal{D}$ . As a concrete example, consider a user refactoring the program from Figure 2b by renaming the first parameter from `hex` to `color` as shown in Figure 2c. Even though this change does not affect the types in the program, the model suddenly predicts incorrect types for both the `color` parameter and the `substring` function. Further, even though the types of `parseInt` and `v` are still correct, the model became much more uncertain.

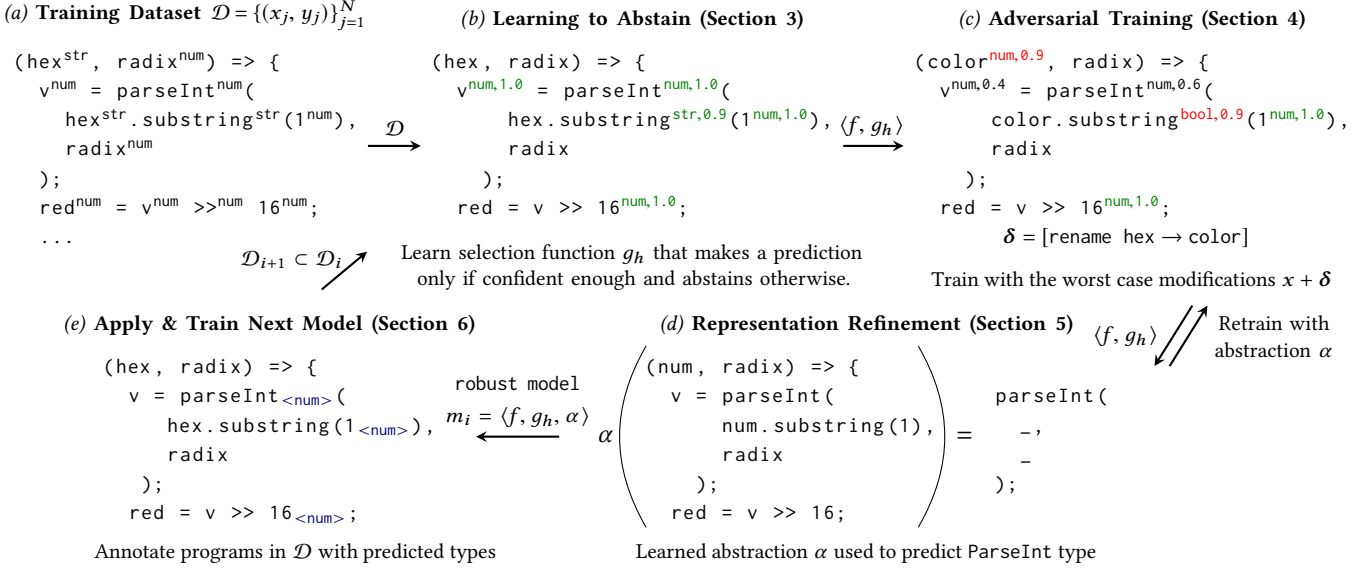
To address this issue, let  $\Delta(x)$  be a set of valid modifications of the sample  $x$  and let  $x + \delta$  denote a new input obtained by applying the modifications in  $\delta \subseteq \Delta(x)$  to  $x$  (e.g., variable renaming). Our goal then is to ensure that the model is robust for all valid modifications  $\delta \subseteq \Delta(x)$  – when evaluated on  $x + \delta$ , the model either abstains or predicts the correct label. When the model is a neural network, this issue is addressed with a technique called adversarial training [19]. Concretely, instead of minimizing the expected loss on the original distribution  $\mathbb{E}_{(x,y) \sim \mathcal{D}}[\ell((f, g_h)(x), y)]$  as usually done in standard training, we minimize the expected *adversarial loss*:

$$\mathbb{E}_{(x,y) \sim \mathcal{D}}[\max_{\delta \subseteq \Delta(x)} \ell((f, g_h)(x + \delta), y)] \quad (1)$$

In practice, the expected loss on the underlying distribution  $\mathcal{D}$  is replaced with the standard empirical risk over the dataset  $\mathcal{D}$ , while the expected adversarial loss is replaced with the *adversarial risk* over the dataset  $\mathcal{D}$  (discussed in Section 4). The key difference between standard and adversarial risk is that the latter minimizes the worst case loss obtained by applying a valid modification to the original sample  $x$ .

Given that for the domain of code the set of valid modifications  $\Delta(x)$  is typically very large (or even infinite), the main challenge here is solving the inner  $\max_{\delta \subseteq \Delta(x)}$  efficiently. We provide a detailed description of this technique and how we address this challenge in Section 4.

**Standard adversarial training is insufficient** Although standard adversarial training has been successfully applied for images [36, 42, 49, 55], in our work we show that in the domain of code, adversarial training alone is insufficient to achieve model robustness. In fact, if used alone, adversarial training improves the robustness only slightly or even not at all. The key reason is that, existing neural models of code (e.g., [1, 3, 7, 23, 30, 31, 57]) typically process *the entire program* which can contain hundreds of lines of code. This is problematic as it means that any program change will affect *all* predictions. Further, a single discrete program change is much more disruptive in affecting the model than a slight continuous perturbation of a pixel value (as models of code



**Figure 2.** An overview of the main steps used in our approach that learns accurate and adversarially robust models of code.

tend to reflect the fact that programs contain more structure than images). Combined with the fact that in general there are infinitely many changes in  $\Delta(x)$ , adversarial training alone fails to produce robust models of code.

**Step 3: Representation refinement** To address the challenge of learning both accurate and robust models of code, we develop a novel technique that: (i) learns which parts of the input program are relevant for the given prediction, and (ii) refines the model representation such that only relevant program parts are used as input to the neural network. Essentially, the technique automatically learns an abstraction  $\alpha$  which given a program, produces a relevant representation of that program. Figure 2d shows an example of a possible abstraction  $\alpha$  used to predict the type of the `parseInt` function. The abstraction  $\alpha$  takes as input the entire program but keeps only parts relevant for predicting the type of `parseInt` – that it is a method call with name `parseInt` which has two arguments. To learn the abstraction  $\alpha$ , we represent programs as graphs and phrase the refinement task as an optimization problem that minimizes the number of graph edges, while ensuring that the accuracy of the model before and after applying  $\alpha$  stays roughly the same. We provide technical details as well as an algorithm to solve the above optimization problem efficiently in Section 5.

Finally, we apply adversarial training, but this time on the abstraction  $\alpha$  obtained via representation refinement, resulting in new functions  $f$  and  $g_h$ . Overall, this results in an adversarially robust model  $m_i = \langle f, g_h, \alpha \rangle$ .

**Step 4: Learning accurate models** Although the model  $m_i$  is robust, it provides predictions only for a subset of the samples for which it has enough confidence (i.e.,  $g_h(x) \geq h$ ). To increase the ratio of samples for which our approach

makes a prediction (i.e., does not abstain), we perform two steps: (i) generate a new dataset  $\mathcal{D}_{i+1}$  by annotating the program with the predictions made by the learned model  $m_i$ , as shown in Figure 2e, and removing successfully predicted samples, and (ii) learn another model  $m_{i+1}$  on the new dataset  $\mathcal{D}_{i+1}$ . We repeat this process for as long as the new learned model predicts some of the samples in  $\mathcal{D}_{i+1}$ .

**Advantages of learning multiple models** There are two key reasons for learning multiple models, instead of a single model. First, each model  $m_{i+1}$  can depend on the results of already learned models  $m_{1..i}$ . As an example, model  $m_{i+1}$  can learn that the left hand side of assignment `v = parseInt` has the same type as the right hand side, since the type of `parseInt` was already predicted by  $m_i$ . Model  $m_{i+1}$  is more meaningful and robust when compared to a single model trained on the entire dataset. Second, each model learns to abstract the program representation differently based on the predictions it makes. For example, the abstraction for predicting the type of `parseInt` is independent of the arguments (`parseInt(_, _)`), but the abstraction for predicting the second argument type is not (`parseInt(_, radix)`). Using a single model to predict both would lead to either reduced robustness or accuracy, depending on which abstraction is used.

**Summary** Given a training dataset  $\mathcal{D}$ , our approach learns a set of robust models, each of which makes robust predictions for a different subset of  $\mathcal{D}$ . To achieve this, we extend existing neural models of code with three key components – an ability to abstain (with associated uncertainty score), adversarial training, and learning to refine the representation. In the following sections we formally describe each of these components and then present our training algorithm that combines all of them together.

### 3 Training Neural Models to Abstain

We now present a method for training neural models of code that provide an uncertainty measure and can abstain from making predictions. This is important as essentially all practical tasks contain some examples for which it is not possible to make a correct prediction (e.g., due to the task hardness or because it contains ambiguities). In the machine learning literature this problem is known as selective classification (supervised-learning with a reject option) and is an active area with several recently proposed approaches [14, 15, 17, 18, 34]. In our work, we use one of these methods developed by Lie et. al. [34], summary of which is provided below.

Let  $\mathcal{D} = \{(x_j, y_j)\}_{j=1}^N$  be a training dataset and  $f: \mathbb{X} \rightarrow \mathbb{Y}$  an existing model (i.e., a neural network) trained to make predictions on  $\mathcal{D}$ . Conceptually, we augment the existing model  $f$  with an option to abstain from making a prediction by introducing a selection function  $g_h: \mathbb{X} \rightarrow \mathbb{R}^{(0,1)}$  with an associated threshold  $h \in \mathbb{R}^{(0,1)}$  and define the model as:

$$(f, g_h)(x) := \begin{cases} f(x) & \text{if } g_h(x) \geq h \\ \text{abstain} & \text{otherwise} \end{cases} \quad (2)$$

That is, we make a prediction only if the selection function  $g_h$  is confident enough (i.e.,  $g_h(x) \geq h$ ) and abstain from making a prediction otherwise. Although conceptually we defined two functions  $f$  (the original model) and  $g_h$  (the selection function), it is possible to adapt the original classification problem such that a single function  $f'$  encodes both. To achieve this, we introduce an additional abstain label and train a function  $f': \mathbb{X} \rightarrow \mathbb{Y} \cup \{\text{abstain}\}$  in the same way as  $f$  (i.e., same network architecture, etc.) with two exceptions: (i)  $f'$  is allowed to predict the additional abstain label, and (ii) we change the loss function used to train  $f'$  to account for the additional label. After  $f'$  is obtained, we define  $g_h := 1 - f'(x)_{\text{abstain}}$  to be the probability of selecting any label other than abstain according to  $f'$ . Further, we define  $f$  to be re-normalized probability distribution obtained by taking the distribution produced by  $f'$  and assigning zero probability to abstain label. Essentially, as long as we have sufficient probability mass  $h$  on labels outside abstain,  $f$  decides to select one of these labels.

**Loss function for abstaining** To gain an intuition behind the loss function we use for training  $f'$ , recall that the standard way to train neural networks is to use cross entropy loss:

$$\ell_{\text{CrossEntropy}}(\mathbf{p}, \mathbf{y}) := - \sum_{i=1}^{|\mathbb{Y}|} y_i \log(p_i) \quad (3)$$

Here, for a given sample  $(x, y) \in \mathcal{D}$ ,  $\mathbf{p} = f(x)$  is a vector of probabilities for each of the  $|\mathbb{Y}|$  classes computed by the model and  $\mathbf{y} \in \mathbb{R}^{|\mathbb{Y}|}$  is a vector of ground-truth probabilities. Without loss of generality, assume only a single label is correct, in which case  $\mathbf{y}$  is a one-hot vector (i.e.,  $y_j = 1$  if  $j$ -th label is correct and zero elsewhere). Then, the cross entropy

loss for an example where the  $j$ -label is correct is  $-\log(p_j)$ . Further, the loss is zero if the computed probability is  $p_j = 1$  (i.e.,  $-\log(1) = 0$ ) and positive otherwise.

Now, to incorporate the additional abstain label, we define the abstain cross entropy loss as follows:

$$\ell_{\text{AbstainCrossEntropy}}(\mathbf{p}, \mathbf{y}) := - \sum_{i=1}^{|\mathbb{Y}|} y_i \log(p_i o_i + p_{\text{abstain}}) \quad (4)$$

Here  $\mathbf{p} \in \mathbb{R}^{|\mathbb{Y}|+1}$  is a distribution over the classes (including abstain),  $o_i \in \mathbb{R}$  is a constant denoting the weight of the  $i$ -th label and  $p_{\text{abstain}}$  is the probability assigned to abstain. Intuitively, the model either: (i) learns to make “safe” predictions by assigning the probability mass to  $p_{\text{abstain}}$ , in which case it incurs constant loss of  $p_{\text{abstain}}$ , or (ii) tries to predict the correct label, in which case it potentially incurs smaller loss if  $p_i o_i > p_{\text{abstain}}$ . If the scaling constant  $o_i$  is high, the model is encouraged to make predictions even if it is uncertain and potentially makes lot of mistakes. As  $o_i$  decreases, the model is penalized more and more for making mis-predictions and learns to make “safer” decisions by allocating more probability mass to the abstain label.

**Obtaining a model which never mis-predicts on  $\mathcal{D}$**  For the  $\ell_{\text{AbstainCrossEntropy}}$  loss, we can always obtain a model  $f'$  that never mis-predicts on samples in  $\mathcal{D}$ . Such a model  $f'$  corresponds to minimizing the loss incurred by Equation 4 which corresponds to maximizing  $p_i o_i + p_{\text{abstain}}$  (assuming  $i$  is the correct label). This can be simplified and bounded from above to  $p_i + p_{\text{abstain}} \leq 1$ , by setting  $o_i = 1$  and for any valid distribution it holds that  $1 = \sum_{p_i \in \mathcal{P}} p_i$ . Thus,  $p_i o_i + p_{\text{abstain}}$  has a global optimum trivially obtained if  $p_{\text{abstain}} = 1$  for all samples in  $\mathcal{D}$ . That is, we can ensure correctness (no mis-predictions) by rejecting all samples in  $\mathcal{D}$ . However, this leads to zero recall and is not practically useful.

**Balancing correctness and recall** To achieve both correctness and high recall, we train our models using a form of annealing. We start with a high  $o_i = |\mathbb{Y}|$ , biasing the model away from abstaining, and then train for a number of epochs  $n$ . We then gradually decrease  $o_i$  to 1 for a fixed number of epochs  $k$ , slowly nudging it towards abstaining. Finally, we keep training with  $o_i = 1$  until convergence. We note that the threshold  $h$  is not used during the training. Instead, it is set after the model is trained and is used to fine-tune the trade-off between recall and correctness.

**Summary** In this section we described a technique for training a model that learns to abstain from making predictions, allowing us to trade-off correctness (precision) and recall. A key advantage of this technique is its generality – it works with any existing neural model with two simple changes: (i) adding an abstain label, and (ii) using the loss function in Equation 4. To remove clutter and keep discussion general, the rest of the paper interchangeably uses  $f(x)$  and  $(f, g_h)(x)$  unless explicitly stated otherwise.

## 4 Adversarial Training for Code

In Section 3 we described how to learn models that are correct on subset of the training dataset  $\mathcal{D}$  by allowing the model to abstain from making a prediction when uncertain. We now discuss how to achieve robustness (that is, the model either abstains or makes a correct prediction) to a much larger (potentially infinite) set of samples beyond those included in  $\mathcal{D}$  via so-called *adversarial training* [19].

**Adversarial training** As discussed earlier, the goal of adversarial training [36, 42, 49, 55] is to minimize the expected adversarial loss (Equation 1, Section 2). In practice, as we have no access to the underlying distribution but only to the dataset  $\mathcal{D}$ , the expected adversarial loss is approximated by *adversarial risk* (which training aims to minimize):

$$\frac{1}{|\mathcal{D}|} \sum_{(x,y) \in \mathcal{D}} \max_{\delta \subseteq \Delta(x)} \ell(f(x + \delta), y) \quad (5)$$

Intuitively, instead of training on the original samples in  $\mathcal{D}$ , we train on the worst perturbation of each sample. Here,  $\delta \subseteq \Delta(x)$  denotes an ordered sequence of modifications while  $x + \delta$  denotes a new input obtained by applying each modification  $\delta \in \delta$  to  $x$ . Recall that each input  $x = \langle p, l \rangle$  is a tuple of a program  $p$  and a position  $l$  in that program for which we will make a prediction. Applying a modification  $\delta: \mathbb{X} \rightarrow \mathbb{X}$  to an input  $x$  corresponds to generating both a new program as well as updating the position  $l$  if needed (e.g., in case the modification inserted or reordered program statements). That is,  $\delta$  can modify *all* positions in  $p$ , not only those for which a prediction is made. Further, note that the sequence of modifications  $\delta \subseteq \Delta(x)$  is computed for each  $x$  separately, rather than having the same set of modifications applied to all samples in  $\mathcal{D}$ .

Using adversarial training in the domain of code requires a set of *label preserving* modifications  $\Delta(x)$  over programs which preserve the output label  $y$  (defined for a given task at hand), and a technique to solve the optimization problem  $\max_{\delta \subseteq \Delta(x)}$  efficiently. We elaborate on both of these next.

### 4.1 Label Preserving Program Modifications

We define three types of label preserving program modifications – word substitutions, word renaming, and sequence substitutions. Word substitutions are allowed to substitute a word at a single position in the program with another word (not necessarily in the program). Examples of word substitutions include changing constants or values of binary/unary operators. Word renaming is a modification which includes renaming variables, parameters, fields or methods. For this modification we need to ensure that the declaration and all usages are replaced jointly. Sequence substitution is the most general type of modification which can perform any label preserving program change such as adding dead code or reordering independent program statements.

The main property differentiating the modification types is that word renaming and substitution do not change program structure. This is used in Section 6 to provide formal correctness guarantees. We note that it is also possible to define modifications that change the ground-truth label, in which case the user has to provide an oracle that computes the correct label  $y$  (e.g., by executing the program).

### 4.2 Finding Counter-Examples

Given a program  $x$ , associated ground-truth label  $y$ , and a set of valid modifications  $\Delta(x)$  that can be applied over  $x$ , our goal is to select a subset of them  $\delta \subseteq \Delta(x)$  such that the inner term in the adversarial risk formula  $\max_{\delta \subseteq \Delta(x)} \ell(f(x + \delta), y)$  is maximized. Solving for the optimal  $\delta$  is highly non-trivial since: (i)  $\delta$  is an ordered sequence rather than a single modification, (ii) the set of valid modifications  $\Delta(x)$  is typically very large, and (iii) the modification can potentially perform arbitrary rewrites of the program (due to sequence substitutions). Thus, we focus on solving this maximization approximately, inline with how it is solved in other domains (e.g., visual robustness [36]). Specifically, we aim to find a counter-example that leads to an incorrect prediction.

**Greedy search** As our first heuristic we use greedy search that randomly samples a sequence of modifications  $\delta \subseteq \Delta(x)$  until a counter-example is found. The main advantages of this heuristic is that it is simple, easy to implement, relatively fast to perform and already very effective at finding counter-examples, especially early in training.

### Guiding search by importance of program positions

A disadvantage of greedy search is that it samples program positions to be modified *regardless* of how important they are for a given prediction. To address this issue, we perform the following two steps: (i) we first interpret the decisions of the model by evaluating it on the input  $x = \langle p, l \rangle$  without any modifications (i.e.,  $f(x)$ ) and computing an *attribution* score  $\mathbf{a} \in \mathbb{R}^{|p|}$  for each position in the program  $p$ ; intuitively, higher attribution scores correspond to more relevant positions, and (ii) we sample positions to be modified proportionally to the *attribution* scores  $\mathbf{a} + \epsilon$ . Note that we add small  $\epsilon \in \mathbb{R}$  to ensure that all positions that can potentially affect the prediction have non-zero probability of being modified. Formally, the *attribution* score  $\mathbf{a}$  for a model  $f$  and a sample  $(x, y) \in \mathcal{D}$  is computed as:

$$\mathbf{a}(f, x, y) = \mathbf{g} / \|\mathbf{g}\|_1 \quad \text{where} \quad \mathbf{g} = \|\nabla_x \ell(f(x), y)\|_1 \quad (6)$$

Here,  $\nabla_x \ell(f(x), y) \in \mathbb{R}^{|p| \times emb}$  denotes the gradient with respect to the input  $x = \langle p, l \rangle$  and a given prediction  $y$ . As positions in  $p$  correspond to discrete words, the gradient is computed with respect to their embedding ( $emb$  denotes embedding size). We then compute a score for each position in  $p$  by applying the  $L^1$ -norm, producing a vector of scores  $\mathbf{g} \in \mathbb{R}^{|p|}$ . To obtain the final probability  $\mathbf{a}(f, x, y)$  over all positions in  $p$ , we normalize the entries in  $\mathbf{g}$  accordingly.

## 5 Learning to Refine Representations

As motivated in Section 2, a key issue with many existing neural models for code is that for a given input  $x = \langle p, l \rangle$ , the model prediction  $f(x)$  depends on the *full* program  $p$ , even though only small parts of  $p$  are typically relevant. We now introduce a novel technique that addresses this issue by learning an abstraction  $\alpha$  that takes as input  $p$  and produces only the parts relevant for the prediction. That is,  $\alpha$  refines the representation given as input to the neural model.

**Method overview** Our method works as follows: (i) we first convert the program into a graph representation, (ii) then define the model to be a graph neural network (e.g., [29, 32, 54, 56]), which at a high level works by propagating and aggregating messages along graph edges, (iii) because dependencies in graph neural networks are defined by the structure of the graph (i.e., the edges it contains), we phrase the problem of refining the representation as an optimization problem which removes the maximum number of graph edges (i.e., removes the maximum number of dependencies) without degrading model accuracy, and (iv) finally, we show how to solve the optimization problem efficiently by transforming it to an integer linear program (ILP).

### 5.1 From Programs to Graphs

Similar to a number of prior works [1, 5–8, 13, 30, 31, 35, 43, 57], we represent programs using their corresponding abstract syntax trees (AST). These are further transformed into graphs, as done in [1, 7], by including additional edges.

**Definition 5.1.** (Directed Graph) A directed graph is a tuple  $G = \langle V, E, \xi_V, \xi_E \rangle$  where  $V$  denotes a set of nodes,  $E \subseteq V^2$  denotes a set of directed edges between nodes,  $\xi_V: V \rightarrow \mathbb{N}^k$  is a mapping from nodes to their associated attributes and  $\xi_E: E \rightarrow \mathbb{N}^m$  is a mapping from edges to their attributes.

We use two attributes associated with each node – *type* which corresponds to the type of the AST node (e.g., Block, Identifier, Property, BinaryExpression, etc.) and *value* associated with the AST node (e.g., +, -, =, 0, 1, "GET", true, x, y, data, size, length, const, {, }, etc.). For edges we use a single attribute – the edge *type*.

**Edge types** We define three edge types: (i) *ast* edges that correspond to the edges included in the AST, (ii) *last usage* edges introduce an edge between any two usages (either read or write) of the same variable, and (iii) *returns-to* edges introduce an edge between a return statement and the function declaration. All edges are initially undirected but can be refined to be directed, or removed completely. Further, depending on the task, more edge types can be easily added.

**Graph neural networks** In recent years, a number of graph neural network architectures were developed [29, 32, 54, 56] that propose different ways of propagating and aggregating information in the graph. Our technique is independent

of the concrete network architecture and instead, only assumes that there is an underlying graph structure and the information in the graph is propagated along its edges.

### 5.2 Representation Refinement

At a high level, we are interested in learning an abstraction function  $\alpha: \langle V, E, \xi_V, \xi_E \rangle \rightarrow \langle V, E' \subseteq E, \xi_V, \xi_E \rangle$  that removes a subset of the edges from the graph. To quantify the size of the abstraction, we use  $|\alpha(x)| := |E'|$  to denote the number of edges after applying  $\alpha$  on  $x$ .

**Defining valid graph refinements** Because the goal of representation refinement is to reduce the number of nodes on which a prediction depends, we need to ensure that  $\alpha$  itself does not depend on all the graph nodes. This is necessary as otherwise we only shift the dependency on the *entire* program from the model  $f$  to the representation refinement  $\alpha$ . To achieve this, to decide to include or remove a given edge is done *locally*, based only on the edge attributes and attributes of the nodes it connects.

Concretely, for a given edge  $\langle s, t \rangle \in E$  we define an edge feature  $\phi(\langle s, t \rangle) := \langle \xi_E(\langle s, t \rangle), \xi_V(s), \xi_V(t) \rangle$  to be a tuple of the edge attributes and attributes of the nodes it connects. As a form of regularization, we condition only on the *type* attribute of each node. We denote the set of all possible edge features  $\Phi$  to be the range of the function  $\phi$  evaluated over all edges in the dataset  $\mathcal{D}$ . Further, we define the refinement function  $\alpha$  as a set of edge features  $\alpha \subseteq \Phi$ . Finally, the semantics of executing  $\alpha$  over edges  $E$  is that only edges whose features are in  $\alpha$  are kept, i.e.,  $\{e \mid e \in E \wedge \phi(e) \in \alpha\}$ .

**Problem statement** Our problem statement then is to: minimize the expected size of the refinement  $\alpha \subseteq \Phi$  subject to the constraint that the expected loss of the model  $f$  stays approximately the same. Similarly to Equation 5, since we have no access to the underlying distribution, the expected refinement size is approximated by using the dataset  $\mathcal{D}$ :

$$\arg \min_{\alpha \subseteq \Phi} \sum_{(x,y) \in \mathcal{D}} |\alpha(x)| \quad (7)$$

subject to

$$\sum_{(x,y) \in \mathcal{D}} \ell(f(x), y) \approx \sum_{(x,y) \in \mathcal{D}} \ell(f(\alpha(x)), y)$$

Our problem statement is quite general and can be directly instantiated by: (i) using  $\ell_{\text{AbstainCrossEntropy}}$  as the loss (Section 3), and (ii) using *adversarial risk* (Section 4).

Note that allowing the model to abstain from making predictions is especially important in order to obtain small  $\alpha$  (i.e., sparse graphs). This is because the restriction that the model accuracy is roughly the same is otherwise too strict and would require that most edges are kept. Further, note that the problem formulation is defined over *all* samples in  $\mathcal{D}$ , not only those where the model  $f$  predicts the correct label. This is necessary since the model needs to make a prediction for all samples (even if that prediction is to abstain).

$$\begin{aligned} & \text{minimize} && \sum_{q \in \Phi} \text{cost}_q && \text{subject to} && 0 \leq f_{st} \leq \text{cost}_{\phi(\langle s, t \rangle)} && \forall \langle s, t \rangle \in E && [\text{edge capacity}] \\ & \forall (\langle V, E, \xi_V, \xi_E \rangle, y) \in \mathcal{D} && && && r_v + \sum_{\{s | (s, v) \in E\}} f_{sv} = \sum_{\{t | (v, t) \in E\}} f_{vt} && \forall v \in V && [\text{flow conservation}] \end{aligned}$$

**Figure 3.** Formulation of the refinement problem from Equation 7 as a minimum cost maximum flow integer linear program.

**Optimization via integer linear programming** To solve Equation 7 efficiently, the key idea is that for each sample  $(x, y) \in \mathcal{D}$  we: (i) capture the relevance of each node to the prediction made by the model  $f$  by computing *attribution*  $\mathbf{a}(f, x, y) \in \mathbb{R}^{|V|}$  (using Equation 6), and (ii) include the minimum number of edges necessary for a path to exist between every relevant node (according to the attribution  $\mathbf{a}$ ) and the node where the prediction is made. Preserving all paths between the prediction and relevant nodes encodes the constraint that the expected loss stays approximately the same.

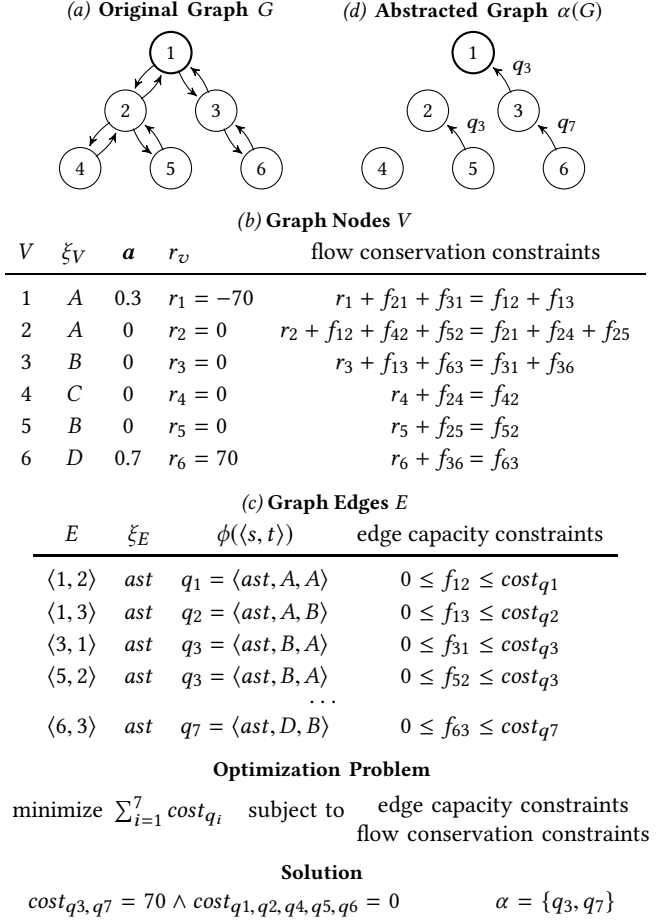
Concretely, let us define a *sink* to be the node for which the prediction is being made while *sources* are defined to be all nodes  $v$  with *attribution*  $a_v > t$ . Here, the threshold  $t \in \mathbb{R}$  is used as a form of regularization. To encode the *sources* and the *sink* as an ILP program, we define an integer variable  $r_v$  associated with each node  $v \in V$  as:

$$r_v = \begin{cases} -\sum_{v' \in V \setminus \{v\}} r_{v'} & \text{if } v \text{ is predicted node [sink]} \\ \lfloor 100 \cdot a_v \rfloor & \text{else if } a_v > t \quad [\text{sources}] \\ 0 & \text{otherwise} \end{cases} \quad (8)$$

That is,  $r_v$  for a source is its attribution value converted to an integer and  $r_v$  for a sink is a negative sum of all source values. Note that in our definition it is not possible for a single node to be both *source* and a *sink*. For cases when the *sink* node has a non-zero attribution, this attribution is simply left out since every node is trivially connected to itself.

We then define our ILP formulation of the problem as shown in Figure 3. Here  $\text{cost}_q$  is an integer variable associated with each edge feature and denotes the edge capacity (i.e., the maximum amount of flow allowed to go through the edge with this feature),  $f_{st}$  is an integer variable denoting the amount of flow over the edge  $\langle s, t \rangle$ , the constraint  $0 \leq f_{st} \leq \text{cost}_{\phi(\langle s, t \rangle)}$  encodes the edge capacity, and  $r_v + \sum_{\{s | (s, v) \in E\}} f_{sv} = \sum_{\{t | (v, t) \in E\}} f_{vt}$  encodes the flow conservation constraint which requires that the flow generated by the node  $r_v$  together with the flow from all the incoming edges  $\sum_{\{s | (s, v) \in E\}} f_{sv}$  has to be the same as the flow leaving the node  $\sum_{\{t | (v, t) \in E\}} f_{vt}$ . The solution to this ILP program is a *cost* associated with each edge feature  $q \in \Phi$ . If the cost for a given edge feature is zero, it means that this feature was not relevant and can be removed. As a result, we define the refinement  $\alpha = \{q \mid q \in \Phi \wedge \text{cost}_q > 0\}$  to contain all edge features with non-zero weight.

**Example** As a concrete example, consider the initial graph shown in Figure 4a and assume that the prediction is made for node 1. For simplicity, each node has a single attribute  $\xi_V$ , as shown in Figure 4b, and all edges are of type *ast*. The edge feature for edge  $(1, 3)$  is therefore  $\langle \text{ast}, A, B \rangle$ , since  $\xi_E(\langle 1, 3 \rangle) =$



**Figure 4.** Illustration of ILP encoding from Figure 3 on a single graph where the prediction should be made for node 1.

$\text{ast}$ ,  $\xi_V(1) = A$  and  $\xi_V(3) = B$ , as shown in Figure 4c. The *attribution*  $\mathbf{a}$  reveals two relevant nodes for this prediction – the node itself with score 0.3 and node 6 with score 0.7. We therefore define a single source  $r_6 = 70$  and a sink  $r_1 = -70$  and encode both the edge capacity constraints, and the flow conservation constraints as shown in Figure 4 (note that according to Figure 3, we would encode all samples in  $\mathcal{D}$  jointly). The minimal cost solution assigns cost 70 to edge features  $q_3$  and  $q_7$  which are needed to propagate the flow from node 6 to node 1. The graph obtained by applying the abstraction  $\alpha = \{q_3, q_7\}$  is shown in Figure 4d and makes the prediction independent of the subtree rooted at node 2. Note, that an additional edge is included between nodes 5 and 2. This is because  $\alpha$  is computed using *local* edge features  $\phi$  only, which are the same for edges  $\langle 3, 1 \rangle$  and  $\langle 5, 2 \rangle$ .

---

**Algorithm 1:** Training procedure used to learn a single adversarially robust model  $\langle f, g_h, \alpha \rangle$ .

---

**Function** RobustTrain( $\mathcal{D}, t_{\text{acc}}$ ):

**Result:** Trained model  $f$ , selection function  $g_h$ , abstraction  $\alpha \subseteq \Phi$

```

1   $\alpha_{\text{last}} \leftarrow \Phi$ 
2   $f, g_h \leftarrow \text{TRAIN}(\mathcal{D}, t_{\text{acc}} - \epsilon)$ 
3  while true do
4     $\alpha \leftarrow \text{REFINEREPRESENTATION}(\mathcal{D}, f, g_h)$ 
5    if  $|\alpha| \geq |\alpha_{\text{last}}|$  then break
6     $\alpha_{\text{last}} \leftarrow \alpha$ 
7     $\mathcal{D} \leftarrow \{(\alpha(x), y) \mid (x, y) \in \mathcal{D}\}$ 
8     $f, g_h \leftarrow \text{ADVERSARIALTRAIN}(\mathcal{D}, f, g_h, t_{\text{acc}} - \epsilon)$ 
9  set threshold  $h$  in  $g_h$  such that the accuracy is  $t_{\text{acc}}$ 
10 return  $\langle f, g_h, \alpha \rangle$ 

```

---

## 6 Training Accurate and Adversarially Robust Models of Code

We now introduce our method for learning accurate and adversarially robust models of code. Our method combines the three techniques described so far – augmenting neural models by learning to abstain (Section 3), adversarial training (Section 4) and representation refinement (Section 5).

**Training a single adversarially robust model** We start by defining a training procedure used to learn a single adversarially robust model as shown in Algorithm 1. The input is a training dataset  $\mathcal{D}$  and the desired accuracy  $t_{\text{acc}}$  that the learned model should have. We are mainly interested in cases where the model makes no mis-predictions, which corresponds to  $t_{\text{acc}} = 1.0$  (i.e., 100% accuracy).

We start by training a model  $f$  and a selection function  $g_h$  as described in Section 3 (line 2). At this point we do not use adversarial training and train with a weaker threshold  $t_{\text{acc}} - \epsilon$ , as our goal is only to obtain a fast approximation of the samples that can be predicted with high certainty. We use  $f$  and  $g_h$  to obtain an initial representation refinement  $\alpha$  (line 4) which is applied to the dataset  $\mathcal{D}$  to remove edges that are not relevant according to  $f$  and  $g_h$  (line 7). After that, we perform adversarial training (line 8) as described in Section 4. However, instead of training from scratch, we reuse model  $f$  and  $g_h$  learned so far, which speeds-up training. Next, we refine the representation again (line 4) and if the new representation is smaller (line 5), we repeat the whole process. Note that the adversarial training also uses threshold  $t_{\text{acc}} - \epsilon$  to account for the fact that the suitable representation is not known in advance. After the training loop finishes, we set the threshold  $h$  used by  $g_h$  to match the desired accuracy  $t_{\text{acc}}$ . The final result is a model consisting of the function  $f$  trained to make adversarially robust predictions, the selection function  $g_h$  and the abstraction  $\alpha$ .

---

**Algorithm 2:** Training multiple adversarially robust models, each of which learns to make predictions for a different subset of the dataset  $\mathcal{D}$ .

---

**Function** AccurateAndRobustTrain( $\mathcal{D}, t_{\text{acc}} = 1.0$ ):

**Result:** List of models  $M$

```

1   $M \leftarrow []$ 
2  while true do
3     $\langle f, g_h, \alpha \rangle \leftarrow \text{ROBUSTTRAIN}(\mathcal{D}, t_{\text{acc}})$ 
4     $\mathcal{D}_{\text{abstain}} \leftarrow \text{APPLY}(\mathcal{D}, f, g_h, \alpha)$ 
5    if  $|\mathcal{D}_{\text{abstain}}| = |\mathcal{D}|$  then break
6     $\mathcal{D} \leftarrow \mathcal{D}_{\text{abstain}}$ 
7     $M \leftarrow M \cdot \langle f, g_h, \alpha \rangle$ 
8  return  $M$ 

```

---

**Incorporating robust predictions** Once a single model is learned, it makes robust predictions on a subset of the dataset  $\mathcal{D}_{\text{predict}} = \{(x, y) \mid (x, y) \in \mathcal{D} \wedge g_h(\alpha(x)) \geq h\}$  and abstains from making a prediction on the remainder of samples  $\mathcal{D}_{\text{abstain}} = \mathcal{D} \setminus \mathcal{D}_{\text{predict}}$ . Next, for all samples in  $\mathcal{D}_{\text{predict}}$ , we use the learned model to annotate the position  $l$  in the program  $p$  (recall that each  $x$  consists of a program  $p$  and a position  $l$ ) with the ground-truth label  $y$  (denoted as APPLY in Algorithm 2). Annotating a program position corresponds to either defining a new attribute or replacing an existing attribute (e.g., the *value* attribute) of a given node. Note that this is useful only in cases where the program  $p$  is shared by multiple samples  $(x, y)$  in the dataset.

**Main training algorithm** Our main training algorithm is shown in Algorithm 2. It takes as input the training dataset  $\mathcal{D}$  and learns multiple models  $M$ , each of which makes robust predictions on a different subset of  $\mathcal{D}$ . The number of models and the subsets for which they make predictions is not fixed a priori and is learned as part of our training. Model training (line 3) and model application (line 4) are performed as long as a non-empty robust model exists (i.e., it makes at least one prediction). There are a few key reasons why we are interested in training multiple models instead of a single model: (i) each model learns a different representation  $\alpha$  that is specialized to the given set of predictions it makes, (ii) the models are easier and faster to train as they do not try to learn all predictions, and (iii) it allows conditioning on the predictions learned by earlier models which leads to more robust models. Interestingly, if we think of each model as a learned set of rules, we can essentially apply the models to a given program in a fixed point style (similar to how a traditional sound static analysis works). Depending on the particular use case, if no more robust models exists, we can either return the set of robust models learned so far, or continue training with a lower accuracy requirement  $t_{\text{acc}}$ .

**Verifying model correctness** In our work, Section 3 ensures the model is correct on all examples in  $\mathcal{D}$ . Section 4



goes beyond examples in  $\mathcal{D}$  and considers correctness on a dataset obtained by applying modifications  $\Delta(x)$  to each sample  $(x, y) \in \mathcal{D}$ . However, as the set of modifications  $\Delta(x)$  is very large and each modification can have arbitrary effects on  $x$ , the adversarial training used in Section 4 does not provide formal guarantees. Instead, it focuses on finding counter-examples on which the model is incorrect.

Even though formally verifying the correctness of all samples is infeasible, it is possible to formally verify a subset of them. This can be achieved since using representation refinement significantly simplifies the problem of proving correctness of *all* positions (nodes) in the program to a much smaller set of relevant positions. In fact, for some cases the refined representation is so small that it is possible to simply enumerate all valid modifications and check that the model is correct for all of them. For example, it is possible to enumerate a finite set of valid variable renamings since neural models define finite vocabulary of input words. Additionally, it would be possible to adapt the recently proposed techniques [25, 27], based on Interval Bound Propagation, that verify robustness to any valid word renaming and word substitution modifications. However, applying these techniques to realistic networks in a scalable and precise ways is an open research problem beyond the scope of our work.

## 7 Evaluation

To evaluate the effectiveness of our approach, we instantiated it to the task of predicting types for two dynamically typed languages – JavaScript and TypeScript. We selected this task since it has already been studied by a number of prior works [23, 37, 44, 47]. Further, it is a typical example of a task where model robustness is highly desirable since the model is queried each time a program is modified by the user. The three key results of our evaluation are:

- *Our approach learns accurate and adversarially robust models* for the task of type inference by achieving 88.4% accuracy and 83.8% robustness.
- It also allows training highly accurate and robust models *for a subset of the dataset* – our models achieve 99.0% accuracy and 99.6% robustness for 39% of the samples, while achieving 99.95% robustness for the remaining samples (i.e., it robustly abstains).
- The key for training adversarially robust neural models of code is a *combination* of the ability to abstain, adversarial training and representation refinement.

**Dataset** To obtain the datasets used in our work we extend the infrastructure from DeepTyper [23], collect the same top starred projects on Github, and perform similar preprocessing steps – remove TypeScript header files, remove files with less than 100 or more than 3,000 tokens and split the projects into train, validation and test datasets such that each project is fully contained in one of the datasets. Additionally, we remove exact file duplicates and similar files

( $\approx 10\%$  of the files). We measure file similarity by collecting all 3-grams (excluding comments and whitespace) and removing files with Jaccard similarity greater than 0.7.

We compute the ground-truth types using the TypeScript compiler version 3.4.5 based on manual type annotations, library specifications and analyzing all project files. In contrast to the datasets used in [23], we additionally include the types corresponding to all intermediate expressions and constants (e.g., the expression  $x + y$  contains three predictions for  $x$ ,  $y$  and  $x + y$ ). This improves model performance as it is explicitly trained also on the intermediate steps required to infer the types. We train all the models to predict four primitive types (string, number, boolean, void), four function types ( $() \Rightarrow \text{string}$ ,  $() \Rightarrow \text{number}$ ,  $() \Rightarrow \text{boolean}$ ,  $() \Rightarrow \text{void}$ ) and a special unk label denoting all the other types.

**Evaluation metrics** We use two main evaluation metrics:

- *Accuracy* is the ratio of samples  $(x, y)$  for which the most likely label according to the model  $f$ , denoted  $f(x)_{\text{best}}$ , is the same as the ground truth label  $y$ :

$$\frac{1}{|\mathcal{D}|} \sum_{(x,y) \in \mathcal{D}} \begin{cases} 1 & \text{if } f(x)_{\text{best}} = y \\ 0 & \text{otherwise} \end{cases}$$

*Accuracy* is computed over the unmodified dataset  $\mathcal{D}$  and corresponds to *accuracy* used in prior works.

- *Robustness* is the ratio of samples  $(x, y) \in \mathcal{D}$  for which the model  $f$  evaluated on all valid modifications  $\delta \subseteq \Delta(x)$  either abstains or makes a correct prediction:

$$\frac{1}{|\mathcal{D}|} \sum_{(x,y) \in \mathcal{D}} \begin{cases} 0 & \text{if } \exists \delta \subseteq \Delta(x) f(x + \delta)_{\text{best}} \notin \{y, \text{abstain}\} \\ 1 & \text{otherwise} \end{cases}$$

Here, the interpretation of  $x + \delta$  is that it is a concrete counter-example which leads to a mis-prediction.

**Models** We evaluate three neural model architectures:

- LSTM<sub>tokens</sub> is a bidirectional LSTM [24] neural network that takes as input the tokenized version of the program. This is similar to the model from [23] except that we remove the consistency layer (which leads to additional  $\approx 2\%$  improvement in [23]).
- LSTM<sub>AST</sub> is a bidirectional LSTM [24] which takes as input sequence of AST nodes, including both types and values, obtained using pre-order traversal.
- GNN<sub>transformer</sub> is our graph neural network implementation of a recently proposed transformer neural network architecture [10, 53] which has been since used to achieve state-of-the-art results in a wide variety of natural language processing tasks [11].

All models were trained with an embedding and hidden size of 128, batch size of 32, dropout 0.1 [50], initial learning rate of 0.001, using Adam optimizer [28] and between 10 to 20 epochs depending on the model.

**Reducing dependencies via dynamic halting** One of the reasons why existing models are not robust is that their predictions depend on the *entire* program, even though only small parts of the program are typically relevant. We further strengthen our  $\text{GNN}_{\text{transformer}}$  baseline by implementing the Adaptive Computation Time (ACT) technique [20] which dynamically learns how many computational steps each node requires in order to make a prediction. This is in contrast to performing a fixed amount of steps as done in [1, 7] (each step corresponds to propagating and aggregating messages along the edges). In our experiments, using ACT significantly reduces the number of steps each node performs (half of the nodes perform less than 3 steps) which improves robustness of the  $\text{GNN}_{\text{transformer}}$  baseline model.

**Program modifications** We instantiate adversarial training with the following types of program modifications – variable renaming, constant substitution, object field renaming (e.g.,  $\text{obj.x} \rightarrow \text{obj.y}$ ), property assignment renaming (e.g.,  $\{x: \text{obj}\} \rightarrow \{y: \text{obj}\}$ ) and wrapping expressions, variables and constants in a ternary operator (e.g.,  $x \rightarrow (\text{expr}) : x ? x$ ). Here,  $\text{expr}$  is effectively a dead code and consists of a random binary expression over constants up to depth 3.

During training, we explore 20 different modifications  $\delta \subseteq \Delta(x)$  applied to each sample  $(x, y) \in \mathcal{D}$ . If multiple  $\delta$  lead to mis-classification, we train on all of them and not only on the one that leads to the highest loss. This effectively increases dataset size by up to two orders of magnitude since for each training epoch the modifications are different. For the purposes of evaluation, we increase the number of explored modifications to 230 for each sample.

## 7.1 Accurate and Adversarially Robust Models

We summarize the main results of all our baseline models as well as the models proposed in our work in Table 1.

**Existing models are not robust** The first three rows show the test *accuracy* of baseline models, which corresponds to how existing models of code are currently evaluated. The  $\text{LSTM}_{\text{tokens}}$  achieves accuracy 83.97% which is improved to 88% by using AST as the model input ( $\text{LSTM}_{\text{AST}}$ ). The accuracy can be further improved to 89.33% by encoding the AST as a graph  $\text{GNN}_{\text{transformer}}$ , instead of a sequence.

However, both LSTM models are robust only for 4.18% of the cases. In other words, even though the model seems to work well and achieves 88% accuracy on samples in  $\mathcal{D}$ , for  $\approx 96\%$  of samples there exists a modification  $\delta \subseteq \Delta(x)$  for which  $f(x + \delta)$  predicts an incorrect type. The  $\text{GNN}_{\text{transformer}}$  model achieves robustness of 54.86%, which is a significant improvement, even though the model still mis-predicts every second sample. The main reason behind the increased robustness of the  $\text{GNN}_{\text{transformer}}$  is that the graph representation reduces the number of positions on which a prediction depends which, as discussed in Section 2, is critical for obtaining model robustness. Concretely, the graph neural

**Table 1.** Comparison of baseline models with our work.

Model	Accuracy	Robustness	Abstain
<b>Standard Training</b>	$\mathbb{E}_{(x,y) \sim \mathcal{D}}[\ell(f(x), y)]$		
$\text{LSTM}_{\text{tokens}}$	83.97%	2.59%	–
$\text{LSTM}_{\text{AST}}$	88.00%	4.18%	–
$\text{GNN}_{\text{transformer}}$	89.33%	54.86%	–
<b>Adversarial Training</b>	$\mathbb{E}_{(x,y) \sim \mathcal{D}}[\max_{\delta \subseteq \Delta(x)} \ell(f(x + \delta), y)]$		
$\text{LSTM}_{\text{tokens}}$	83.65%	2.84%	–
$\text{LSTM}_{\text{AST}}$	88.40%	5.35%	–
$\text{GNN}_{\text{transformer}}$	90.30%	54.30%	–
<b>Our Work</b>	$\mathbb{E}_{(x,y) \sim \mathcal{D}}[\max_{\delta \subseteq \Delta(x)} \ell_{\text{Abstain}}(f, g_h)(\alpha(x + \delta), y)]$		
$t_{\text{acc}} = 1.00$	99.99%	99.99%	75.90%
$t_{\text{acc}} = 0.99$	99.04%	99.60%	61.25%
$t_{\text{acc}} = 0$	88.42%	83.78%	–

network reduces the number of positions on which a prediction depends in several ways: (i) each node depends only on a subset of the original graph that is reachable in the number of time steps used to propagate messages along the edges, (ii) we extend the network to dynamically learn the minimal number of time steps for each node separately using ACT, and (iii) the graph includes edges specifically designed for the given task that reduce the distance between parts of the graph relevant for the prediction.

**Adversarial training alone is insufficient** While the robustness of the LSTM models improves by  $\approx 1\%$  when trained using *adversarial training*, the robustness of the much better  $\text{GNN}_{\text{transformer}}$  model in fact decreases by  $\approx 0.5\%$ , illustrating that if used alone, *adversarial training* is ineffective.

**Our work: adversarially robust models of code** The models trained using our approach are shown in the last three rows of Table 1. Here, the accuracy threshold  $t_{\text{acc}} = 1.00$  denotes that the model is trained to make only correct predictions or abstain, while  $t_{\text{acc}} = 0.99$  allows a model with 1% mis-predictions. When using  $t_{\text{acc}} = 1.00$ , our approach learns an almost perfect model that is both accurate and robust for 24.1% of samples. Using  $t_{\text{acc}} = 0.99$  the number of samples for which the model is confident enough to make a prediction increases from 24.1% to 38.75% at the cost of slight accuracy and robustness decrease. Here, our approach learns 5 and 12 models for thresholds  $t_{\text{acc}} = 1.00$  and  $t_{\text{acc}} = 0.99$ , respectively. Learning multiple models is crucial for achieving higher coverage as a single model would not abstain for only 18% of the samples, compared to 38.75% using multiple models. When reducing  $t_{\text{acc}} = 0$  to zero, while conditioning on all the models trained with higher thresholds, our method *significantly* improves robustness to 83.78% while achieving 88.42% accuracy. The small decrease in accuracy is expected as increasing model robustness typically comes at the cost of reduced accuracy [52].

**Table 2.** Detailed robustness breakdown for two models trained using our approach from Table 1.

Dataset	Size	Robustness		
		$\forall$ Correct	$\exists$ Incorrect	Abstain
<b>GNN<sub>transformer</sub> <math>t_{acc} = 1.00</math> Our approach using all components</b>				
$\mathcal{D}_{correct}$	24.10%	95.86%	0.00%	4.14%
$\mathcal{D}_{abstain}$	75.90%	–	0.00%	100.0%
<b>GNN<sub>transformer</sub> <math>t_{acc} = 0.99</math></b>				
$\mathcal{D}_{correct}$	39.75%	83.20%	0.01%	16.89%
$\mathcal{D}_{abstain}$	61.25%	–	0.05%	99.95%

$\forall$  Correct :=  $\forall \delta \subseteq \Delta(x)(f, g_h)(\alpha(x + \delta))_{best} = y$   
 $\exists$  Incorrect :=  $\exists \delta \subseteq \Delta(x)(f, g_h)(\alpha(x + \delta))_{best} \notin \{y, abstain\}$

The reason for not achieving 100% accuracy and robustness for  $t_{acc} = 1.00$  were 2 samples included in the test set. These samples were mis-predicted because they contained code structure not seen during training and not covered by modifications  $\delta \subseteq \Delta(x)$ . This illustrates that it is important that the samples in  $\mathcal{D}$  are diverse and contain all the language features and corner cases of how programs are used, or that modifications  $\Delta(x)$  are expressive enough such that these can be discovered automatically during training.

**Adversarial robustness breakdown** Table 2 provides a detailed breakdown of the *robustness* for two of our models from Table 1. Here,  $\mathcal{D}_{abstain}$  contains samples for which the model abstains from making a prediction and  $\mathcal{D}_{correct}$  contains samples for which the model makes a correct prediction. We use  $\forall$  correct to denote that a sample  $(x, y)$  is correct for *all* possible modifications  $\delta \subseteq \Delta(x)$ , the  $\exists$  incorrect has the same definition as robustness (i.e., there exists a modification that leads to an incorrect prediction), and abstain denotes the remaining samples.

For  $t_{acc} = 1.00$ , our models are precise and predict the correct label in  $\approx 96\%$  of cases and abstain in the rest. This is even though the requirements for  $\forall$  correct are very strict and requires that all samples are correct. When considering  $\mathcal{D}_{abstain}$ , our model is also precise and no modification that leads to a mis-prediction was found. For  $t_{acc} = 0.99$  the models are slightly less precise and a small number of samples ( $< 0.05\%$ ) is incorrect for both  $\mathcal{D}_{correct}$  and  $\mathcal{D}_{abstain}$ . This shows that the majority of robustness errors (0.4%) from Table 1 are due to mis-predicted samples on the original dataset and not caused by the modifications  $\delta \subseteq \Delta(x)$ .

**The need for all components** Table 3 shows the robustness of the models trained with subset of components enabled – using only abstain or both abstain and adversarial training. The first two rows train the LSTM<sub>AST</sub> model that is allowed to abstain from making predictions with a threshold  $t_{acc} = 1.00$ . While the resulting model is robust (it makes

**Table 3.** Robustness breakdown of models trained using a subset of the components proposed in our work.

Dataset	Size	Robustness		
		$\forall$ Correct	$\exists$ Incorrect	Abstain
<b>LSTM<sub>AST</sub> <math>t_{acc} = 1.00</math> Abstain</b>				
$\mathcal{D}_{correct}$	8.51%	0.13%	0.02%	99.85%
$\mathcal{D}_{abstain}$	91.48%	–	0.07%	99.93%
<b>LSTM<sub>AST</sub> <math>t_{acc} = 1.00</math> Abstain + Adversarial</b>				
$\mathcal{D}_{correct}$	8.67%	0.09%	0.03%	99.88%
$\mathcal{D}_{abstain}$	91.32%	–	0.23%	99.77%
<b>GNN<sub>transformer</sub> <math>t_{acc} = 1.00</math> Abstain</b>				
$\mathcal{D}_{correct}$	2.51%	14.44%	0.00%	85.56%
$\mathcal{D}_{abstain}$	97.48%	–	0.09%	99.91%
<b>GNN<sub>transformer</sub> <math>t_{acc} = 1.00</math> Abstain + Adversarial</b>				
$\mathcal{D}_{correct}$	2.03%	28.94%	0.00%	71.06%
$\mathcal{D}_{abstain}$	97.96%	–	0.25%	99.75%

only  $< 0.07\%$  mis-predictions), this is achieved at the expense of precision and the model abstains from making a prediction in 99.85% of cases. Using adversarial training together with allowing the model to abstain leads to similar results. When using the GNN<sub>transformer</sub> model, results slightly improve and using adversarial training leads to an increase in precision from 14.44% to 28.94%. However, this is partially because the model learns to make predictions only for 2% of the samples.

**Dataset size** All results presented in Tables 1, 2 and 3 are obtained by training our models using a dataset that contains 3000 programs split equally between training, validation and test datasets. As described earlier, the effective training dataset size is in practice up to two orders of magnitude larger as the adversarial training considers a larger dataset obtained by applying valid modifications  $\Delta(x)$  to the dataset  $\mathcal{D}$ . However, a natural question is – how does dataset size affect model accuracy and robustness? To answer this question, we trained our models with a 10 times larger initial training dataset containing 10,000 programs, while keeping the validation and test dataset the same.

For all models, increasing dataset size leads to the results consistent with those presented so far, except that both accuracy and robustness improve by  $\approx 3\%$  and up to  $\approx 2\%$ , respectively. Concretely, the GNN<sub>transformer</sub> accuracy improves from 89.33% to 93.36% and from 90.30% to 93.41% when using standard and adversarial training, respectively. The GNN<sub>transformer</sub> robustness decreases from 54.86% to 54.37% for standard training but improves from 54.40% to 56.92% when using adversarial training. This shows that using a large and diverse input dataset is important for achieving high accuracy, but it is insufficient for achieving model robustness, a problem our method addresses.

## 8 Related Work

We next survey some of the work most closely related to ours.

**Model certainty** In the machine learning literature, as well as in the domain of code [37], several approaches have been proposed to extend neural models with certainty measure [14, 15, 17, 18, 34]. We adapt the method used in [34] which compared to prior work provides several key advantages – is end-to-end trainable, does not rely on an expensive sampling procedure (e.g., Bayesian sampling), can be easily incorporated into existing neural models, and can be adapted to produce only correct predictions while abstaining from the rest (as shown Section 3).

**Adversarial training** While the majority of works on adversarial training is for images [19, 26, 36, 51], adversarial training has also been applied to domains closely related to our work – natural language processing [4, 12, 16, 33, 38, 40] and graphs [9, 58, 59].

In the domain of *graphs*, existing works focus on attacking the graph structure [9, 58, 59] by considering that the nodes are fixed and edges can be added or removed. While this setting is natural for modelling graphs of social networks, such approaches do not apply for the domain of code where edges can not be added and removed arbitrarily.

In *natural language processing*, existing approaches generally perform two steps: (i) measure the contribution of individual words or characters to the prediction (e.g., using gradients [33], forward derivatives [40] or head/tail scores [16]), and (ii) replace or remove those whose contribution is high (e.g., using dictionaries [27], character level typos [4, 12, 16], or handcrafted strategies [33]). The adversarial training used in our work operates similarly except our modifications are designed over programs. Further, as we show in our evaluation, adversarial training is only one of the components required to obtain adversarially robust models of code.

Additionally, a number of works apply adversarial training by adding perturbations to word embeddings rather than to discrete input words [38, 46]. While the main limitation of this approach is that it does not support modifications that affect the program structure, it could be used to improve the search for a counter-example used in our work by computing the target value for word substitutions and renaming.

**Program representations** A core challenge of using machine learning for code is designing a suitable program representation used as model input. Due to its simplicity, the most commonly used program representation is a sequence of words, obtained either by tokenizing the program [23] or by linearizing the abstract syntax tree [30]. This however ignores the fact that programs do have a rich structure – an issue addressed by representing programs as graphs [1, 7] or as a combination of abstract syntax tree paths [3]. In our work we follow the approach proposed in recent works [1, 7] and represent programs as graphs. More importantly, we

develop a novel technique which does not consider the representation to be fixed but instead, learns to refine it based on model predictions. As shown in our evaluation, this is a crucial component necessary for learning robust models.

**Learning correct static analyzers from data** A closely related work addresses the task of learning correct static analyzers [6]: it defines a domain specific language to represent static analyzers, uses decision tree learning to obtain an interpretable model, and defines a procedure that finds counter-examples the model mis-classifies (used to re-train the model). At a high-level, some of the steps are similar but the actual technical solution is very different as we address a general class of neural models instead of decision trees.

## 9 Conclusion

We presented a new technique to train *accurate* and *robust* neural models of code. Our work addresses two key challenges inherent to the domain of code: the difficulty of computing the correct label for all samples (i.e., the input is incomplete code snippet, program semantics are unknown) as well as the fact that programs are significantly larger and more structured compared to images or natural language.

To address the first challenge, we extend existing neural networks with the ability to abstain from making a prediction. This partitions the dataset into two parts: one where the model makes predictions which should be both accurate and robust, and the rest where the model abstains and the only requirement is to be robust. That is, instead of forcing the model to make predictions for all samples (as done in prior works), we focus only on those where the model has certain confidence (specified by the user).

To address the second challenge, we learn which parts of the program are relevant for the prediction, and abstract the rest (instead of using the *entire* program as input). We show how this can be solved efficiently by: (i) representing programs as graphs, and (ii) phrasing the problem as graph sparsification with the objective that the expected losses of the two models (with and without refinement) are roughly equal. This technique is key to applying adversarial training effectively over programs and for obtaining robust models.

Finally, we introduce a new procedure that trains multiple models, instead of one. This has several advantages as each model is simpler and thus easier to train robustly, the learned representation is specialized to the kind of predictions it makes, and the model directly conditions on predictions of prior models (instead of having to re-learn them).

We evaluate our method on two main neural network architectures, recurrent and graph neural networks, and on the task of predicting types of JavaScript and TypeScript programs. Our approach successfully learns several models that achieve 99.06% accuracy and 99.6% robustness on 39% of samples, and 83.8% robustness overall. This is in contrast to existing models whose robustness ranges from 4% to 54%.

## References

- [1] Miltiadis Allamanis, Marc Brockschmidt, and Mahmoud Khademi. 2018. Learning to Represent Programs with Graphs. In *International Conference on Learning Representations*.
- [2] Miltiadis Allamanis, Hao Peng, and Charles Sutton. 2016. A Convolutional Attention Network for Extreme Summarization of Source Code. In *International Conference on Machine Learning (ICML)*.
- [3] Uri Alon, Meital Zilberstein, Omer Levy, and Eran Yahav. 2019. Code2Vec: Learning Distributed Representations of Code. *Proc. ACM Program. Lang.* 3, POPL, Article 40 (Jan. 2019), 29 pages.
- [4] Yonatan Belinkov and Yonatan Bisk. 2017. Synthetic and Natural Noise Both Break Neural Machine Translation. *CoRR* abs/1711.02173 (2017). [arXiv:1711.02173](http://arxiv.org/abs/1711.02173) <http://arxiv.org/abs/1711.02173>
- [5] Pavol Bielik, Veselin Raychev, and Martin Vechev. 2016. PHOG: probabilistic model for code. In *International Conference on Machine Learning*. 2933–2942.
- [6] Pavol Bielik, Veselin Raychev, and Martin Vechev. 2017. Learning a static analyzer from data. In *International Conference on Computer Aided Verification*. Springer, 233–253.
- [7] Marc Brockschmidt, Miltiadis Allamanis, Alexander L. Gaunt, and Oleksandr Polozov. 2019. Generative Code Modeling with Graphs. In *International Conference on Learning Representations*.
- [8] L. Büch and A. Andrzejak. 2019. Learning-Based Recursive Aggregation of Abstract Syntax Trees for Code Clone Detection. In *2019 IEEE 26th International Conference on Software Analysis, Evolution and Reengineering (SANER)*. 95–104.
- [9] Hanjun Dai, Hui Li, Tian Tian, Xin Huang, Lin Wang, Jun Zhu, and Le Song. 2018. Adversarial Attack on Graph Structured Data. In *Proceedings of the 35th International Conference on Machine Learning (Proceedings of Machine Learning Research)*, Jennifer Dy and Andreas Krause (Eds.), Vol. 80. PMLR, Stockholm, Sweden, 1115–1124.
- [10] Mostafa Dehghani, Stephan Gouws, Oriol Vinyals, Jakob Uszkoreit, and Lukasz Kaiser. 2019. Universal Transformers. In *International Conference on Learning Representations*.
- [11] Jacob Devlin, Ming-Wei Chang, Kenton Lee, and Kristina Toutanova. 2018. BERT: Pre-training of Deep Bidirectional Transformers for Language Understanding. *arXiv preprint arXiv:1810.04805* (2018).
- [12] Javid Ebrahimi, Anyi Rao, Daniel Lowd, and Dejing Dou. 2018. HotFlip: White-Box Adversarial Examples for Text Classification. In *Proceedings of the 56th Annual Meeting of the Association for Computational Linguistics (Volume 2: Short Papers)*. Association for Computational Linguistics, Melbourne, Australia, 31–36. <https://doi.org/10.18653/v1/P18-2006>
- [13] Patrick Fernandes, Miltiadis Allamanis, and Marc Brockschmidt. 2019. Structured Neural Summarization. In *International Conference on Learning Representations*.
- [14] Yarin Gal. 2016. *Uncertainty in Deep Learning*. Ph.D. Dissertation. University of Cambridge, Department of Engineering.
- [15] Yarin Gal and Zoubin Ghahramani. 2016. Dropout as a Bayesian Approximation: Representing Model Uncertainty in Deep Learning. In *Proceedings of The 33rd International Conference on Machine Learning (Proceedings of Machine Learning Research)*, Maria Florina Balcan and Kilian Q. Weinberger (Eds.), Vol. 48. PMLR, New York, New York, USA, 1050–1059.
- [16] Ji Gao, Jack Lanchantin, Mary Lou Soffa, and Yanjun Qi. 2018. Black-box Generation of Adversarial Text Sequences to Evade Deep Learning Classifiers. *CoRR* abs/1801.04354 (2018). [arXiv:1801.04354](http://arxiv.org/abs/1801.04354) <http://arxiv.org/abs/1801.04354>
- [17] Yonatan Geifman and Ran El-Yaniv. 2017. Selective Classification for Deep Neural Networks. In *Proceedings of the 31st International Conference on Neural Information Processing Systems (NIPS’17)*. Curran Associates Inc., USA, 4885–4894. <http://dl.acm.org/citation.cfm?id=3295222.3295241>
- [18] Yonatan Geifman and Ran El-Yaniv. 2019. SelectiveNet: A Deep Neural Network with an Integrated Reject Option. In *Proceedings of the 36th International Conference on Machine Learning (Proceedings of Machine Learning Research)*, Kamalika Chaudhuri and Ruslan Salakhutdinov (Eds.), Vol. 97. PMLR, Long Beach, California, USA, 2151–2159.
- [19] Ian J. Goodfellow, Jonathon Shlens, and Christian Szegedy. 2015. Explaining and Harnessing Adversarial Examples. In *3rd International Conference on Learning Representations, ICLR 2015, San Diego, CA, USA, May 7-9, 2015, Conference Track Proceedings*.
- [20] Alex Graves. 2016. Adaptive Computation Time for Recurrent Neural Networks. *CoRR* abs/1603.08983 (2016). [arXiv:1603.08983](http://arxiv.org/abs/1603.08983) <http://arxiv.org/abs/1603.08983>
- [21] Xiaodong Gu, Hongyu Zhang, and Sunghun Kim. 2018. Deep Code Search. In *Proceedings of the 40th International Conference on Software Engineering (ICSE ’18)*. ACM, New York, NY, USA, 933–944. <https://doi.org/10.1145/3180155.3180167>
- [22] Chuan Guo, Geoff Pleiss, Yu Sun, and Kilian Q. Weinberger. 2017. On Calibration of Modern Neural Networks. In *Proceedings of the 34th International Conference on Machine Learning (Proceedings of Machine Learning Research)*, Doina Precup and Yee Whye Teh (Eds.), Vol. 70. PMLR, International Convention Centre, Sydney, Australia, 1321–1330.
- [23] Vincent J. Hellendoorn, Christian Bird, Earl T. Barr, and Miltiadis Allamanis. 2018. Deep Learning Type Inference. In *Proceedings of the 2018 26th ACM Joint Meeting on European Software Engineering Conference and Symposium on the Foundations of Software Engineering (ESEC/FSE 2018)*. ACM, New York, NY, USA, 152–162.
- [24] Sepp Hochreiter and Jürgen Schmidhuber. 1997. Long Short-Term Memory. *Neural Comput.* 9, 8 (Nov. 1997), 1735–1780.
- [25] Po-Sen Huang, Robert Stanforth, Johannes Welbl, Chris Dyer, Dani Yogatama, Sven Gowal, Krishnamurthy Dvijotham, and Pushmeet Kohli. 2019. Achieving Verified Robustness to Symbol Substitutions via Interval Bound Propagation. In *Proceedings of the 2019 Conference on Empirical Methods in Natural Language Processing and the 9th International Joint Conference on Natural Language Processing (EMNLP-IJCNLP)*. Association for Computational Linguistics, Hong Kong, China, 4074–4084.
- [26] Ruitong Huang, Bing Xu, Dale Schuurmans, and Csaba Szepesvári. 2015. Learning with a Strong Adversary. *CoRR* abs/1511.03034 (2015). [arXiv:1511.03034](http://arxiv.org/abs/1511.03034) <http://arxiv.org/abs/1511.03034>
- [27] R. Jia, A. Raghunathan, K. Göksel, and P. Liang. 2019. Certified Robustness to Adversarial Word Substitutions. In *Empirical Methods in Natural Language Processing (EMNLP)*.
- [28] Diederik Kingma and Jimmy Ba. 2014. Adam: A Method for Stochastic Optimization. *International Conference on Learning Representations (2014)*.
- [29] Thomas N. Kipf and Max Welling. 2017. Semi-Supervised Classification with Graph Convolutional Networks. In *International Conference on Learning Representations (ICLR)*.
- [30] Jian Li, Yue Wang, Michael R. Lyu, and Irwin King. 2018. Code Completion with Neural Attention and Pointer Networks. In *Proceedings of the 27th International Joint Conference on Artificial Intelligence (IJCAI’18)*. AAAI Press, 4159–25.
- [31] Yi Li, Shaohua Wang, Tien N. Nguyen, and Son Van Nguyen. 2019. Improving Bug Detection via Context-based Code Representation Learning and Attention-based Neural Networks. *Proc. ACM Program. Lang.* 3, OOPSLA, Article 162 (Oct. 2019), 30 pages.
- [32] Yujia Li, Richard Zemel, Marc Brockschmidt, and Daniel Tarlow. 2016. Gated Graph Sequence Neural Networks. In *Proceedings of ICLR’16*.
- [33] Bin Liang, Hongcheng Li, Miaoqiang Su, Pan Bian, Xirong Li, and Wenchang Shi. 2018. Deep Text Classification Can Be Fooled. In *Proceedings of the 27th International Joint Conference on Artificial Intelligence (IJCAI’18)*. AAAI Press, 4208–4215. <http://dl.acm.org/citation.cfm?id=3304222.3304355>

- [34] Ziyin Liu, Zhikang Wang, Paul Pu Liang, Ruslan Salakhutdinov, Louis-Philippe Morency, and Masahito Ueda. 2019. Deep Gamblers: Learning to Abstain with Portfolio Theory. *CoRR* abs/1907.00208 (2019). arXiv:1907.00208 <http://arxiv.org/abs/1907.00208>
- [35] Chris Maddison and Daniel Tarlow. 2014. Structured Generative Models of Natural Source Code. In *Proceedings of the 31st International Conference on Machine Learning (Proceedings of Machine Learning Research)*, Eric P. Xing and Tony Jebara (Eds.), Vol. 32. PMLR, Beijing, China, 649–657.
- [36] Aleksander Madry, Aleksandar Makelov, Ludwig Schmidt, Dimitris Tsipras, and Adrian Vladu. 2018. Towards Deep Learning Models Resistant to Adversarial Attacks. In *International Conference on Learning Representations*.
- [37] Rabee Sohail Malik, Jibesh Patra, and Michael Pradel. 2019. NL2Type: Inferring JavaScript Function Types from Natural Language Information. In *Proceedings of the 41st International Conference on Software Engineering (ICSE '19)*. IEEE Press, Piscataway, NJ, USA, 304–315.
- [38] Takeru Miyato, Andrew M Dai, and Ian Goodfellow. 2017. Adversarial Training Methods for Semi-supervised Text Classification. In *International Conference on Learning Representations*.
- [39] Lili Mou, Ge Li, Lu Zhang, Tao Wang, and Zhi Jin. 2016. Convolutional Neural Networks over Tree Structures for Programming Language Processing. In *Proceedings of the Thirtieth AAAI Conference on Artificial Intelligence (AAAI'16)*. AAAI Press, 1287–1293.
- [40] Nicolas Papernot, Patrick D. McDaniel, Ananthram Swami, and Richard E. Harang. 2016. Crafting Adversarial Input Sequences for Recurrent Neural Networks. *CoRR* abs/1604.08275 (2016). arXiv:1604.08275 <http://arxiv.org/abs/1604.08275>
- [41] Michael Pradel and Koushik Sen. 2018. DeepBugs: A Learning Approach to Name-based Bug Detection. *Proc. ACM Program. Lang.* 2, OOPSLA, Article 147 (Oct. 2018), 25 pages.
- [42] Aditi Raghunathan, Jacob Steinhardt, and Percy Liang. 2018. Certified Defenses against Adversarial Examples. In *International Conference on Learning Representations*.
- [43] Veselin Raychev, Pavol Bielik, and Martin Vechev. 2016. Probabilistic model for code with decision trees. In *ACM SIGPLAN Notices*, Vol. 51. ACM, 731–747.
- [44] Veselin Raychev, Martin Vechev, and Andreas Krause. 2015. Predicting program properties from big code. In *ACM SIGPLAN Notices*, Vol. 50. ACM, 111–124.
- [45] Saksham Sachdev, Hongyu Li, Sifei Luan, Seohyun Kim, Koushik Sen, and Satish Chandra. 2018. Retrieval on Source Code: A Neural Code Search. In *Proceedings of the 2Nd ACM SIGPLAN International Workshop on Machine Learning and Programming Languages (MAPL 2018)*. ACM, New York, NY, USA, 31–41. <https://doi.org/10.1145/3211346.3211353>
- [46] Motoki Sato, Jun Suzuki, Hiroyuki Shindo, and Yuji Matsumoto. 2018. Interpretable Adversarial Perturbation in Input Embedding Space for Text. In *Proceedings of the 27th International Joint Conference on Artificial Intelligence (IJCAI'18)*. AAAI Press, 4323–4330.
- [47] Jessica Schrouff, Kai Wohlfahrt, Bruno Marnette, and Liam Atkinson. 2019. Inferring Javascript types using Graph Neural Networks. In *Representation Learning on Graphs and Manifolds. ICLR Workshop*.
- [48] Xujie Si, Hanjun Dai, Mukund Raghothaman, Mayur Naik, and Le Song. 2018. Learning Loop Invariants for Program Verification. In *Proceedings of the 32nd International Conference on Neural Information Processing Systems (NIPS'18)*. Curran Associates Inc., Red Hook, NY, USA, 7762–7773.
- [49] Aman Sinha, Hongseok Namkoong, and John Duchi. 2018. Certified Distributional Robustness with Principled Adversarial Training. In *International Conference on Learning Representations*.
- [50] Nitish Srivastava, Geoffrey Hinton, Alex Krizhevsky, Ilya Sutskever, and Ruslan Salakhutdinov. 2014. Dropout: A Simple Way to Prevent Neural Networks from Overfitting. *J. Mach. Learn. Res.* 15, 1 (Jan. 2014), 1929–1958.
- [51] Christian Szegedy, Wojciech Zaremba, Ilya Sutskever, Joan Bruna, Dumitru Erhan, Ian Goodfellow, and Rob Fergus. 2014. Intriguing properties of neural networks. In *International Conference on Learning Representations*.
- [52] Dimitris Tsipras, Shibani Santurkar, Logan Engstrom, Alexander Turner, and Aleksander Madry. 2019. Robustness May Be at Odds with Accuracy. In *International Conference on Learning Representations*.
- [53] Ashish Vaswani, Noam Shazeer, Niki Parmar, Jakob Uszkoreit, Llion Jones, Aidan N Gomez, Lukasz Kaiser, and Illia Polosukhin. 2017. Attention is All you Need. In *Advances in Neural Information Processing Systems 30*, I. Guyon, U. V. Luxburg, S. Bengio, H. Wallach, R. Fergus, S. Vishwanathan, and R. Garnett (Eds.). Curran Associates, Inc., 5998–6008.
- [54] Petar Veličković, Guillem Cucurull, Arantxa Casanova, Adriana Romero, Pietro Liò, and Yoshua Bengio. 2018. Graph Attention Networks. *International Conference on Learning Representations* (2018).
- [55] Eric Wong and Zico Kolter. 2018. Provable Defenses against Adversarial Examples via the Convex Outer Adversarial Polytope. In *Proceedings of the 35th International Conference on Machine Learning (Proceedings of Machine Learning Research)*, Jennifer Dy and Andreas Krause (Eds.), Vol. 80. PMLR, Stockholm, Sweden, 5286–5295.
- [56] Felix Wu, Amauri Souza, Tianyi Zhang, Christopher Fifty, Tao Yu, and Kilian Weinberger. 2019. Simplifying Graph Convolutional Networks. In *Proceedings of the 36th International Conference on Machine Learning*. PMLR, 6861–6871.
- [57] Jian Zhang, Xu Wang, Hongyu Zhang, Hailong Sun, Kaixuan Wang, and Xudong Liu. 2019. A Novel Neural Source Code Representation Based on Abstract Syntax Tree. In *Proceedings of the 41st International Conference on Software Engineering (ICSE '19)*. IEEE Press, Piscataway, NJ, USA, 783–794.
- [58] Daniel Zügner, Amir Akbarnejad, and Stephan Günnemann. 2018. Adversarial Attacks on Neural Networks for Graph Data. In *Proceedings of the 24th ACM SIGKDD International Conference on Knowledge Discovery & Data Mining (KDD '18)*. ACM, New York, NY, USA, 2847–2856.
- [59] Daniel Zügner and Stephan Günnemann. 2019. Adversarial Attacks on Graph Neural Networks via Meta Learning. In *International Conference on Learning Representations*.