

Noise sensitivities for an atom shuttled by a moving optical lattice via shortcuts to adiabaticity

Xiao-Jing Lu,¹ Andreas Ruschhaupt,² Sofía Martínez-Garaot,³ and J. Gonzalo Muga³

¹*School of Electric and Mechatronics Engineering, Xuchang University, Xuchang 461000, China*

²*Department of Physics, University College Cork, Cork, Ireland*

³*Departamento de Química Física, UPV/EHU, Apdo 644 Bilbao 48080, Spain*

We find the noise sensitivities (i.e., the quadratic terms of the energy with respect to the perturbation of the noise) of a particle shuttled by an optical lattice that moves according to a shortcut-to-adiabaticity transport protocol. Noises affecting different optical lattice parameters, trap depth, position, and lattice periodicity, are considered. We find generic expressions of the sensitivities for arbitrary noise spectra but focus on the white-noise limit as a basic reference, and on Ornstein-Uhlenbeck noise to account for the effect of non-zero correlation times.

PACS numbers: 32.80.Qk, 78.20.Bh

I. INTRODUCTION

The current technical capabilities to control the translational motion of optical-lattice potential traps for atoms make possible a plethora of applications in quantum science and technology. We shall focus on the use of the lattice as a conveyor belt to transport atoms, although lattices may as well be moved for other purposes, e.g. to study the stability of superfluidity [1] or, by periodic driving (shaking), to control different aspects of single atoms or many-body systems [2, 3]. Optical traps are interesting to transport atoms because of several useful properties: the possibility to have hundreds or thousands of minima (even more within hollow fibers [4, 5]), trapping forces that are much larger than in single beam optical tweezers, parameter flexibility including time-dependent control, or the possibility to implement lattices that depend on the internal state [6]. The atoms may be transported between a preparation area to a “science chamber” [4, 7, 8], and coherent control of individual atoms has been demonstrated towards on-demand positioning and delivery and the design of quantum registers [9–14]. Other applications include guided interferometry and precision measurement [4, 5, 15, 16], quantum computation schemes via messenger atoms among distant register qubits [17], quantum random walks [18, 19], quantum simulators [20], catapulting (launching) atoms with specified velocities [10, 21], creation of entangled states [22, 23], integrating cold atoms with photonic platforms [24], or implementing two-qubit quantum gates and gate arrays [22, 25, 26].

In most of the above applications fast transport processes are of interest, e.g. to achieve high computational speeds, to allow for many repetitions and improve signal-to-noise ratios, or to avoid decoherence, but only as long as high fidelities with respect to desired final states are achieved. Shortcuts to adiabaticity (STA) are a set of techniques devised to speed up slow adiabatic operations that help to design fast and robust operations, see [27, 28] for review. In particular, STA have been applied to design fast transport operations that leave the final state unexcited [29–32], or atom launching and stopping [32, 33], see further references for abundant work on STA-mediated transport, in particular Table IV, and a list of STA-mediated transport experiments in Table V of [28].

Shortcuts provide ideal trajectories for the control parameters but the results may be affected by noise and implementation imperfections that limit experimentally the coherence of the transport, visibilities, and fidelities. Ruschhaupt et al [34] introduced a “noise sensitivity” to quantify these effects as the second order term in the expansion of the final energy with respect to the perturbative noise, and demonstrated that the time dependence of the controls may be optimized to achieve robust protocols in operations on two-level systems, see also [35, 36]. Lu and coworkers [37, 38] studied the effect of spring-constant noise on STA-driven transport of trapped ions, distinguishing two types of contributions to the sensitivity: static (independent of trap motion) and dynamical, with opposite behavior with respect to shuttling time. They also demonstrated that the excitation can be reduced by proper process timing and design of the trap trajectory.

In this work we shall find the sensitivities for STA-mediated transport of atoms in optical lattices with respect to noises in the three parameters of a moving optical lattice potential $A \sin^2(Kx + \Phi)$, namely, noises in the “amplitude” A , in the phase Φ , or in the wavenumber K , which affect, respectively, the trap depth, the trap position, and the lattice periodicity. Interestingly they have different effects and behavior, in particular with respect to static and dynamical components. This information will be instrumental in identifying dominant sources of noise and to mitigate their effects. To focus on the effect of these noises excluding other phenomena and to get analytical results with explicit dependences, we shall assume throughout the paper conditions such that a single atom is trapped in a given lattice site minimum, with negligible tunneling, interatomic interactions, and spontaneous emission. Internal-state dependence of the lattice is disregarded, in fact the internal state plays no role in the following and it is assumed to remain unchanged

along the shuttling. Moreover a deep lattice is assumed, in a Lamb-Dicke regime where the relevant atomic motion is effectively governed by a harmonic trap. This last condition could be relaxed as explained in the final discussion.

In Sec. II we review for completeness the invariant-based inverse engineering of STA trap trajectories for a harmonic trap and the general form of the noise sensitivities for a transport protocol. In Sec. III, we consider the three types of noise for A , K , and Φ . The noise spectrum may be arbitrary, but we pay special attention to the white noise limit and to Ornstein-Uhlenbeck noise as a simple generalization to account for the effect of colored noise with a non-zero correlation time.

II. INVARIANT-BASED INVERSE ENGINEERING AND NOISE SENSITIVITIES

A. Invariant-based inverse engineering

Let us first review the basic dynamical equations for a particle of mass m trapped in a harmonic trap with angular frequency $\Omega(t)$ whose center moves along an arbitrary trajectory $Q(t)$. Then we shall use this information to inverse engineer a special trajectories $q_0(t)$ that shuttle the particle without final excitation [32]. Effective one-dimensional configurations are assumed throughout. The Hamiltonian in coordinate (x) representation is

$$\mathcal{H}_0(t) = \frac{p^2}{2m} + \frac{1}{2}m\Omega^2(t)[x - Q(t)]^2, \quad (1)$$

where p is the momentum operator. We may subtract the purely time-dependent term and use instead $H_0 = \mathcal{H}_0(t) - m\Omega^2(t)Q(t)^2/2$ to find the dynamics,

$$H_0(t) = \frac{p^2}{2m} - F(t)x + \frac{m}{2}\Omega^2(t)x^2. \quad (2)$$

$F(t) = m\Omega^2(t)Q(t)$ is a homogeneous force throughout space.

This Hamiltonian has a quadratic Lewis-Riesenfeld invariant of the form [32, 39–41]

$$I(t) = \frac{1}{2m}\{\rho(t)[p - m\dot{q}_c(t)] - m\dot{\rho}(t)[x - \dot{q}_c(t)]\}^2 + \frac{1}{2}m\omega_0^2\left[\frac{x - q_c(t)}{\rho(t)}\right]^2, \quad (3)$$

where ω_0 is a constant, and “invariance” means that its expectation values remain constant for the states driven by H_0 , i.e.,

$$\frac{dI(t)}{dt} \equiv \frac{\partial I(t)}{\partial t} + \frac{1}{i\hbar}[I(t), H_0(t)] = 0. \quad (4)$$

Assuming a quadratic-in-momentum ansatz for $I(t)$ in this equation, it is found that $\rho(t)$ and $F(t)$ must satisfy the “Ermakov” and “Newton” equations

$$\begin{aligned} \ddot{\rho}(t) + \Omega^2(t)\rho &= \frac{\omega_0^2}{\rho^3(t)}, \\ \ddot{q}_c(t) + \Omega^2(t)q_c(t) &= F(t)/m. \end{aligned} \quad (5)$$

Hereafter we conveniently choose $\omega_0 = \Omega(0)$. $\rho(t)$ is a scaling factor that determines the width of the eigenstates of the invariant and $q_c(t)$ is a classical trajectory for the forced oscillator, see Eq. (5). The eigenstates of $I(t)$, Eq. (3), are centered at $q_c(t)$. The eigenvalues λ_n of $I(t)$ are constant, $I(t)\psi_n(t) = \lambda_n\psi_n(t)$, whereas the (orthogonal) eigenstates of the invariant, $\psi_n(t)$, are time dependent,

$$\psi_n(x, t) = \frac{1}{\sqrt{\rho}} e^{\frac{im}{\hbar}\left[\frac{\dot{\rho}x^2}{2\rho} + \frac{(\dot{q}_c\rho - \dot{\rho}q_c)x}{\rho}\right]} \phi_n\left(\frac{x - q_c}{\rho}\right), \quad (6)$$

where $\phi_n(x)$ are the eigenstates of a static harmonic oscillator with angular frequency ω_0 . Arbitrary solutions of the time-dependent Schrödinger equation $i\hbar\partial_t\Psi(x, t) = H_0(t)\Psi(x, t)$ may be expanded using the “transport modes”

$\Psi_n(x, t) \equiv e^{i\theta_n(t)}\psi_n(x, t)$, where the Lewis-Riesenfeld phases $\theta_n(t)$ are found so that each transport mode is itself a solution,

$$\theta_n(t) = \frac{1}{\hbar} \int_0^t \left\langle \psi_n(t') \left| i\hbar \frac{\partial}{\partial t'} - H_0(t') \right| \psi_n(t') \right\rangle dt'. \quad (7)$$

Thus, $\Psi(x, t) = \sum_n c(n) e^{i\theta_n(t)} \psi_n(x, t)$, where the $c(n)$ are time independent, and $n = 0, 1, \dots$

In a rigid harmonic trap we may simply set

$$\Omega(t) = \omega_0, \quad \rho(t) = 1. \quad (8)$$

To inverse engineer a trap trajectory $q_0(t)$ that would transport the particle without final excitations from $q_0(0) = 0$ to $q_0(T) = d$ in a time T , we shall design first $q_c(t)$ and deduce $q_0(t)$ from the Newton equation (5) with $F(t) = m\omega_0^2 q_0(t)$. We impose the boundary conditions [32]

$$\begin{aligned} q_0(0) &= q_c(0) = 0, & \dot{q}_c(0) &= 0, \\ q_0(T) &= q_c(T) = d, & \dot{q}_c(T) &= 0, \end{aligned} \quad (9)$$

so that $I(t)$ and $H_0(t)$ commute at $t = 0$ and $t = T$. Therefore the two operators share eigenvectors at those times and the initial eigenvectors evolve into final eigenvectors. Moreover, the continuity of $q_0(t)$ is guaranteed by the additional conditions

$$\ddot{q}_c(0) = 0, \quad \ddot{q}_c(T) = 0. \quad (10)$$

Note that the freedom to interpolate $q_c(t)$ in different ways between the trajectory boundaries can be used to produce different shortcuts.

B. Noise sensitivity

Here we shall define noise sensitivities following [38] but for a more general scenario, namely, for a Hamiltonian (1) where both $\Omega(t)$ and $Q(t)$ could be affected by classical noise. The origin of the noise in the harmonic model is that, as explained in the next section in detail, different parameters of the optical lattice potential may suffer from some noisy deviation from the ideal value. This deviation is represented by $\lambda\xi(t)$, possibly multiplied by some appropriate dimensional factor depending on the parameter. λ is the dimensionless perturbative parameter that should be set to one at the end of the calculation, and $\xi(t)$ is also dimensionless. $\xi(t)$ is assumed to be unbiased, i.e., the average over noise realizations $\mathcal{E}[\dots]$ gives zero, and the (dimensionless) correlation function α is stationary,

$$\mathcal{E}[\xi(t)] = 0, \quad \mathcal{E}[\xi(t)\xi(s)] = \alpha(t - s). \quad (11)$$

We also assume that there is no noise at initial time, so the initial conditions for $\rho(t)$ and $q_c(t)$ are fixed as

$$\begin{aligned} \rho(0) &= 1, & \dot{\rho}(0) &= \ddot{\rho}(0) = 0, \\ q_c(0) &= 0, & \dot{q}_c(0) &= \ddot{q}_c(0) = 0. \end{aligned} \quad (12)$$

Now the auxiliary functions $\rho(t)$ and $q_c(t)$ are expanded in powers of λ ,

$$\begin{aligned} \rho(t) &= \rho^{(0)}(t) + \lambda\rho^{(1)}(t) + \dots, \\ q_c(t) &= q_c^{(0)}(t) + \lambda q_c^{(1)}(t) + \dots \end{aligned} \quad (13)$$

Assuming as well a series expansion of $\Omega(t)$ and $Q(t)$ in λ , we get in zeroth order (noiseless limit)

$$\begin{aligned} \rho^{(0)}(t) &= 1, \\ \ddot{q}_c^{(0)}(t) + \omega_0^2 q_c^{(0)}(t) &= \omega_0^2 q_0(t), \end{aligned} \quad (14)$$

where $q_c^{(0)}(t)$ satisfies Eqs. (9) and (10).

We also assume that there is no noise at the final time, $\mathcal{H}(T) = p^2/2m + m\omega_0^2(x-d)^2/2$. The expectation value of $\mathcal{H}(T)$ for a state $\Psi_n(T) = e^{i\theta_n(T)}\psi_n(T)$, see Eq. (6), that started as the n_{th} mode for a realization of the noise $\xi(t)$ can be found exactly,

$$\begin{aligned} E_{n,\xi} &= \langle \mathcal{H}(T) \rangle = \langle \Psi_n(T) | \mathcal{H}(T) | \Psi_n(T) \rangle \\ &= \frac{m}{2}\omega_0^2[q_c(T) - d]^2 + \frac{\hbar\omega_0}{4}(2n+1)\frac{1+\rho^4(T)}{\rho^2(T)} \\ &\quad + \frac{m}{2}\dot{q}_c^2(T) + \frac{\hbar}{4\omega_0}(2n+1)\dot{\rho}^2(T). \end{aligned} \quad (15)$$

$E_{n,\xi}$ can be expanded in powers of λ as

$$E_{n,\xi} \approx E_{n,\xi}^{(0)} + \lambda E_{n,\xi}^{(1)} + \lambda^2 E_{n,\xi}^{(2)} + \dots, \quad (16)$$

with $E_{n,\xi}^{(1)} = \frac{\partial E_{n,\xi}}{\partial \lambda}$, $E_{n,\xi}^{(2)} = \frac{1}{2}\frac{\partial^2 E_{n,\xi}}{\partial \lambda^2}$. Combining Eq. (15) and the expansions for $\rho(t)$ and $q_c(t)$ in Eq. (13), we find the zeroth order $E_{n,\xi}^{(0)} = \hbar\omega_0(n + \frac{1}{2})$ and $E_{n,\xi}^{(1)} = 0$, as expected, as well as

$$\begin{aligned} E_{n,\xi}^{(2)} &= \frac{1}{2}m\omega_0^2 q_c^{(1)}(T)^2 + \hbar\omega_0(2n+1)\rho^{(1)}(T)^2 \\ &\quad + \frac{1}{2}m\dot{q}_c^{(1)}(T)^2 + \frac{\hbar\dot{\rho}^{(1)}(T)^2}{4\omega_0}(2n+1). \end{aligned} \quad (17)$$

Averaging over different realizations of the noise,

$$E_n = \mathcal{E}[E_{n,\xi}] = E_n^{(0)} + \lambda^2 \frac{1}{2} \mathcal{E}\left[\frac{\partial^2 E_{n,\xi}}{\partial \lambda^2}\right], \quad (18)$$

where $E_n^{(0)} = E_{n,\xi}^{(0)}$.

The noise sensitivity for a given transport protocol is defined as the second order coefficient, so it has dimensions of energy,

$$\begin{aligned} G(T; n) &= \frac{1}{2} \mathcal{E}\left[\frac{\partial^2 E_{n,\xi}}{\partial \lambda^2}\right] = \mathcal{E}[E_{n,\xi}^{(2)}] \\ &= G_1 + G_2. \end{aligned} \quad (19)$$

We have separated the contributions related to ρ and to q_c ,

$$\begin{aligned} G_1 &= \hbar(2n+1) \left\{ \omega_0 \mathcal{E}[\rho^{(1)}(T)^2] + \frac{1}{4\omega_0} \mathcal{E}[\dot{\rho}^{(1)}(T)^2] \right\}, \\ G_2 &= \frac{1}{2}m\omega_0^2 \mathcal{E}[q_c^{(1)}(T)^2] + \frac{1}{2}m \mathcal{E}[\dot{q}_c^{(1)}(T)^2]. \end{aligned} \quad (20)$$

In the following, we will discuss three different kinds of noise in the moving optical lattice and find the exact expressions of the corresponding sensitivities.

III. NOISE IN A MOVING OPTICAL LATTICE

Let us consider an effective potential of the form

$$V = A \sin^2[Kx + \Phi(t)] \quad (21)$$

due to a laser standing wave. All three coefficients could be affected by noise around central values a , k and ϕ so it is useful to consider an auxiliary “noiseless version” of Eq. (21),

$$V(\text{noise free}) = a \sin^2[kx + \phi(t)]. \quad (22)$$

Among the periodic minima we pick up the one at $Q(t) = -\Phi(t)/K$ as the one “occupied” by an atom. Expanding around this point we find a quadratic approximation for Eq. (21),

$$A \sin^2[Kx + \Phi(t)] \approx AK^2[x - Q(t)]^2, \quad (23)$$

where A is the potential depth of the lattice and K is the wavenumber of the laser light. Considering the possible time dependences, noisy or otherwise, the quadratic Hamiltonian may be written as Eq. (1) with $\frac{1}{2}m\Omega(t)^2 = AK^2$. Without any noise $\Omega(t) = \omega_0$, $\frac{1}{2}m\omega_0^2 = ak^2$, and $Q = q_0$.

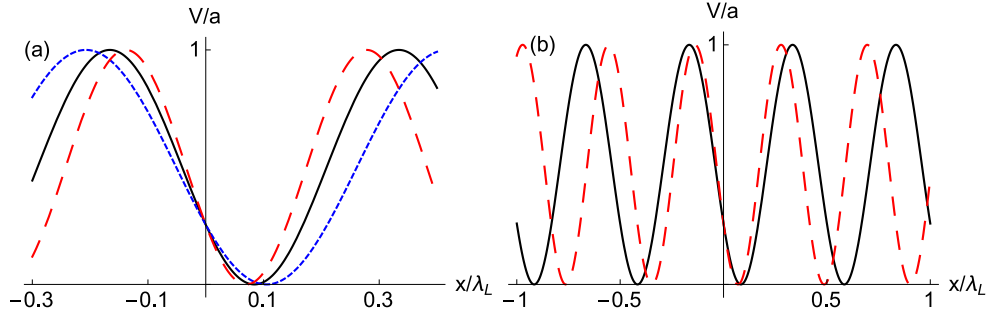


FIG. 1: (Color online) Schematic effect of accordion (K) noise. Accordion noise consists of random compressions/expansions with respect to the pivot point $x = 0$. (a) In a particular minimum, the one at $q_0 > 0$ without noise, expansions imply smaller trap frequencies together with displacements to the right, and compressions the opposite phenomena. The displacements of the minimum due to K noise increase with the distance to the pivot. The black solid line is the noiseless trap at some time during transport. The red dashed line represents a compression and the blue dotted line an expansion. The parameter values are chosen to easily visualize the effect and do not intend to be realistic. (b) Several lattice periods for the reference potential without noise (black solid line) and the compressed version (red dashed line).

A. Wavenumber (accordion) noise

Accordion lattices have been implemented in different ways [42–45] to change the lattice periodicity keeping other parameters fixed. We consider first that the wave vector suffers from an involuntary “accordion noise” as $K = k[1 + \lambda\xi(t)]$, whereas $A = a$ and $\Phi = \phi$. Some possible realizations of the potential at a given time are depicted in Fig. 1 for a particular well (a) or for several wells (b). The harmonic potential with K noise now can be written as

$$\begin{aligned} V &= ak^2 \left[1 + \lambda\xi(t) \right]^2 \left[x + \frac{1}{1 + \lambda\xi(t)} \frac{\phi(t)}{k} \right]^2 \\ &= \frac{1}{2} m \omega_0^2 \left[1 + \lambda\xi(t) \right]^2 \left[x - \frac{q_0(t)}{1 + \lambda\xi(t)} \right]^2 \\ &= \frac{1}{2} m \Omega^2(t) [x - Q(t)]^2, \end{aligned} \quad (24)$$

where $\Omega^2(t) = \omega_0^2[1 + \lambda\xi(t)]^2$, whereas the minimum at $Q(t) = q_0(t)/(1 + \lambda\xi(t))$ is displaced by the noise proportionally to $q_0(t)$. Both the spring constant and the trap position are affected by the accordion noise.

Substituting the expansions of $\rho(t)$ and $q_c(t)$ of Eq. (13) into Eq. (5), and keeping only the first order in λ , $\rho^{(1)}(t)$ and $q_c^{(1)}(t)$ will satisfy

$$\begin{aligned} \ddot{\rho}^{(1)}(t) + 4\omega_0^2 \rho^{(1)}(t) &= -2\omega_0^2 \xi(t), \\ \ddot{q}_c^{(1)}(t) + \omega_0^2 q_c^{(1)}(t) &= [\ddot{q}_c^{(0)}(t) - \omega_0^2 q_c^{(0)}(t)] \xi(t), \end{aligned} \quad (25)$$

with initial conditions $\rho^{(1)}(0) = \dot{\rho}^{(1)}(0) = \ddot{\rho}^{(1)}(0)$ and $q_c^{(1)}(0) = \dot{q}_c^{(1)}(0) = \ddot{q}_c^{(1)}(0)$.

The solutions of Eq. (25) are

$$\begin{aligned} \rho^{(1)}(t) &= -\omega_0 \int_0^t ds \xi(s) \sin[2\omega_0(t-s)], \\ q_c^{(1)}(t) &= \frac{1}{\omega_0} \int_0^t ds \xi(s) [\ddot{q}_c^{(0)}(s) - \omega_0^2 q_c^{(0)}(s)] \sin[\omega_0(t-s)]. \end{aligned} \quad (26)$$

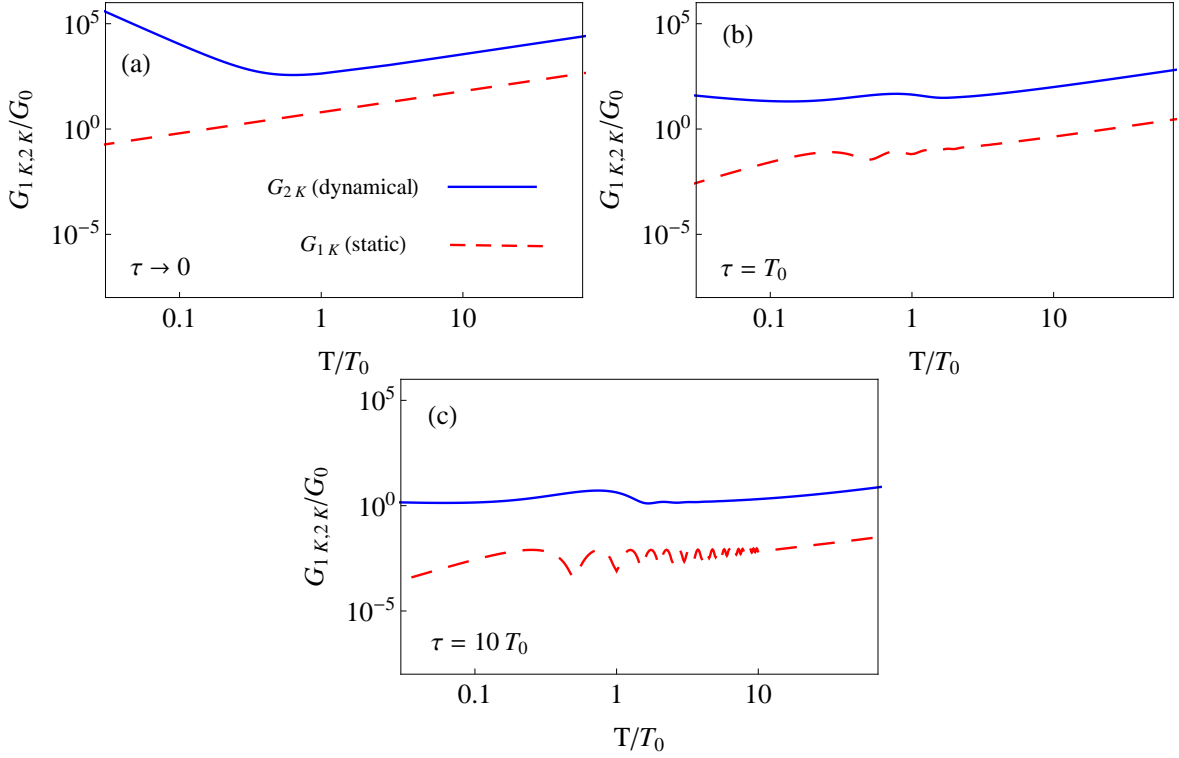


FIG. 2: (Color online) Log-log plot of the sensitivity to accordion noise in units of $G_0 = \hbar\omega_0^2 D$ for a polynomial protocol versus final time in units of the oscillation period $T_0 = 2\pi/\omega_0$ and for different values of τ : (a) $\tau \rightarrow 0$ (white noise limit); (b) $\tau = T_0$; (c) $\tau = 10T_0$. The blue solid line is the dynamical component G_{2K} and the red dashed line the static component G_{1K} . The parameters are $\lambda_L = 2\pi/k = 866$ nm, $d = \frac{1}{2}\lambda_L$, $a = 850 E_R$, mass of ^{133}Cs , $n = 0$, $\omega_0 = \sqrt{2ak^2/m} = 2\pi \times 116$ kHz, and recoil energy $E_R = (\hbar k)^2/(2m)$. The same scale is kept in these three figures and in later figures for the other noises (Figs. 4 and 6) to compare easily the different sensitivities.

Substituting them into Eq. (20), we get the sensitivity

$$\begin{aligned}
 G(T; n) &= G_{1K}(T; n) + G_{2K}(T; n), \\
 G_{1K}(T) &= \hbar\omega_0^3(4n+2) \int_0^T ds \alpha(s)(T-s) \cos(2\omega_0 s), \\
 G_{2K}(T) &= m \int_0^T ds \alpha(s) f_K(s),
 \end{aligned} \tag{27}$$

where

$$f_K(s) = \cos(\omega_0 s) \int_0^{T-s} B(u)B(u+s)du, \tag{28}$$

with $B(u) = \ddot{q}_c^{(0)}(u) - \omega_0^2 q_c^{(0)}(u)$. G_{1K} is independent of the trajectory, it is a “static” contribution that depends on n , the frequency ω_0 , the correlation function of the noise $\alpha(t)$, and shuttling time T . Instead, G_{2K} is a “dynamical” contribution that depends on the trajectory, on $\alpha(t)$, and on the mass m . The static/dynamical character can be traced back to Eq. (25). The noise forcing term in the equation for $\rho^{(1)}$ does not depend on the trajectory whereas the one for $q_c^{(1)}$ does. However G_1 and G_2 in Eq. (20) do not necessarily become, respectively, static and dynamical sensitivities for all noises as they do here, see in particular Sec. IIIC on “position noise” below. Each noise type requires a separate analysis.

To evaluate the integrals in Eq. (27) the correlation function $\alpha(t)$ of the noise has to be specified. We consider Ornstein-Uhlenbeck (OU) noise with correlation function

$$\alpha(t) = \frac{D}{2\tau} e^{-t/\tau} \tag{29}$$

as a simple, natural generalization of Gaussian white noise to introduce a finite correlation time τ . D , with dimensions of time, sets the strength of the noise (the factor D was taken out of the correlation function in [38]).¹ The convention here is as in [37].) OU noise is not the most general colored noise, but it covers a much larger domain than the white-noise assumption [46]. When $\tau \rightarrow 0$, it reduces to white noise, and is also instrumental in generating flicker noise by superposing a range of correlation times [37].

To be more specific and see the behavior of the sensitivity, we assume a simple polynomial ansatz, $q_c^{(0)}(t) = \sum_{j=0}^5 b_j t^j$, where the b_j are fixed to satisfy the imposed boundary conditions. The optical lattice moves in our simulations from 0 to $d = \lambda_L/2$, where λ_L is the wavelength of the light creating the optical lattice, so that d is the distance between two contiguous minima. In Fig. 2, the sensitivity components G_{1K} and G_{2K} are shown versus final time for a Cs atom, see further details in the caption. The lattice parameters are realistic and taken from [47]. They correspond to a Lamb-Dicke regime, $\hbar\omega_0/E_R \approx 58$, where $E_R = (\hbar k)^2/(2m)$ is the recoil energy.

In Fig. 2 we include small T values below the period $T_0 = 2\pi/\omega_0$ for completeness, but note that the harmonic and single well approximations will fail in such a regime. For a simple estimate of minimal allowed shuttling times we may compare a lower bound for averaged potential energy during transport [32], with the potential depth a , i.e., $6md^2/(T^4\omega_0^2a) \gg 1$ should hold for the particle to stay in a minimum. Using $\omega_0 = \sqrt{2ak^2/m}$ and $d = \pi/k$ gives a minimal time scale $T \approx T_0/2$. Shorter times which would not be affected by the failure of the harmonic approximation may be implemented by applying a time-dependent homogeneous force compensating the inertial force, this is discussed briefly in the final section, see also [32].

In the white noise limit $\tau \rightarrow 0$ Eq. (27) gives

$$\begin{aligned} G_{1K} &= \hbar\omega_0^3 D(2n+1)T, \\ G_{2K} &= md^2 D \left(\frac{181}{924} \omega_0^4 T + \frac{60}{7T^3} + \frac{10\omega_0^2}{7T} \right), \end{aligned} \quad (30)$$

which implies a minimum for the dynamical term G_{2K} at $T \approx 0.63 T_0$ and a monotonous growth with process time T for the static part G_{1K} . For $T > T_0$ both terms grow linearly with time T as shown in the right part of Fig. 2 (a). Comparing G_{1K} and the linear part of G_{2K} we find that for this noise G_{2K} is always dominant in the Lamb-Dicke regime. In the white noise limit, with $d = \pi/k$,

$$\frac{G_{2K}(\text{linear in } T \text{ term})}{G_{1K}} = \frac{181}{924} \frac{m\omega_0 d^2}{\hbar} \approx 0.96 \frac{\hbar\omega_0}{E_R}. \quad (31)$$

The effect of a finite correlation time with a OU correlation function is explored numerically in Figs. 2 (b) and (c): increasing correlation times diminish the sensitivity in all time T regions and even suppress strongly the short-time T growth of sensitivity characteristic of the white noise limit. G_{2K} stays dominant over G_{1K} for all τ .

The above results are consistent with known effects of spring-constant noise in static traps [48, 49]. For the static part alone, i.e., assuming no transport, $q_0(t) = 0$, and for $T \gg \tau$,

$$\frac{dE_n}{dT} = 4\omega_0^2 \pi E_n^{(0)} S_K(2\omega_0), \quad (32)$$

where $S_K(2\omega_0)$ is the spectral density for the fractional fluctuation in the wavenumber at the second harmonic of the trap (we have set $\lambda = 1$),

$$S_K(2\omega_0) = \frac{1}{\pi} \int_0^\infty \alpha(t) \cos(2\omega_0 t) dt, \quad (33)$$

see also the corresponding discussion for amplitude noise in the following subsection.

B. Amplitude (trap depth) noise

Trap depth noise may be due to laser intensity fluctuations as well as to pointing instabilities of the laser beams that could arise as a consequence of shifts of the laser beam, acoustic vibrations or air flow [11]. For example Kuhr et

¹ When comparing the present work and [38] note also that λ had dimensions of square root of time there, whereas it is dimensionless here.

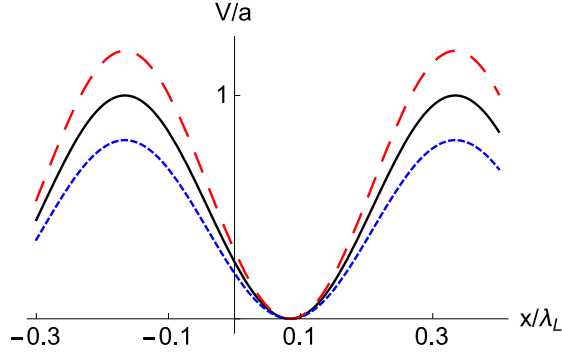


FIG. 3: (Color online) Two realizations of the potential due to amplitude noise (red dashed line and dotted blue line) at some given time. The corresponding noiseless potential is also represented as a solid black line.

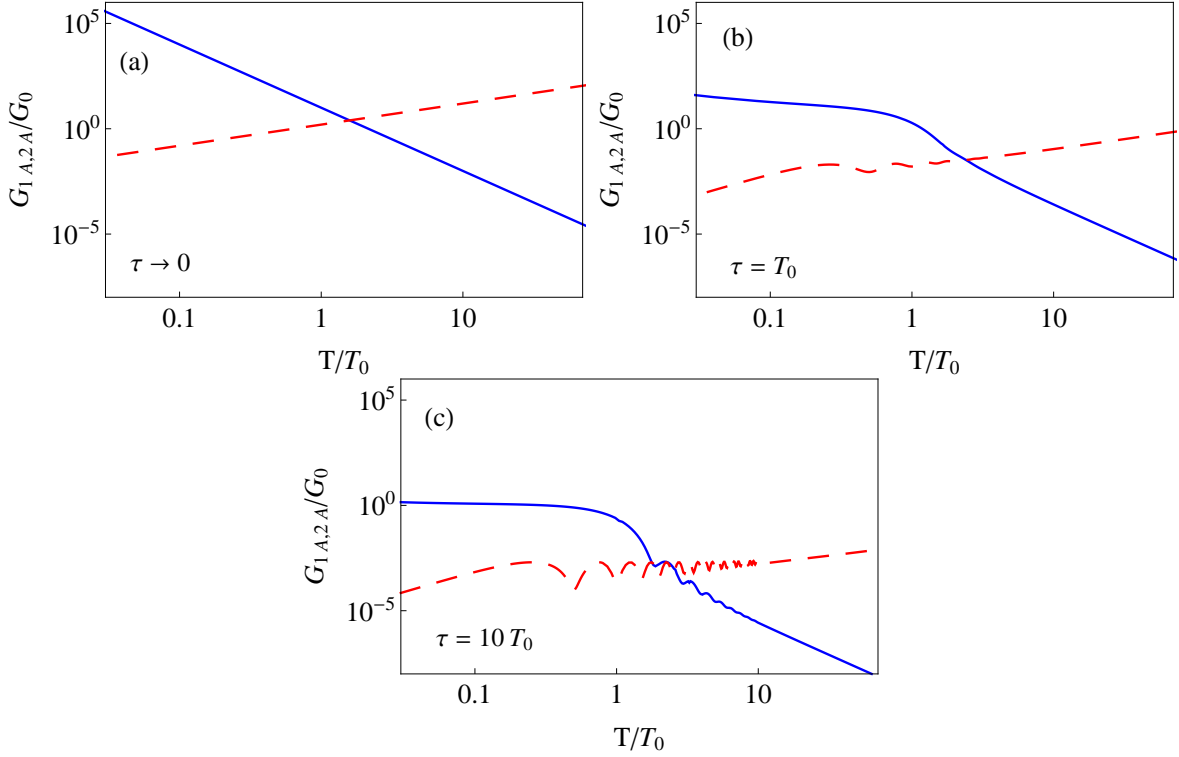


FIG. 4: (Color online) Amplitude-noise sensitivity for a polynomial protocol versus final time (log-log plot) and for different correlation times τ . Dashed red line: static term G_{1A} ; solid blue line: dynamical term G_{2A} . The parameters and scales are the same as in Fig. 2.

al. [11], estimated the fluctuations of the trap depth in their optical lattice setting to reach up to 3% for time scales $t > 100$ ms. We consider amplitude noise as $A = a[1 + \lambda\xi(t)]$ (whereas $K = k$, and $\Phi = \phi$), see Fig. 3, so that the optical lattice potential can be written as

$$V = a[1 + \lambda\xi(t)]k^2(x - q_0)^2 = \frac{1}{2}m\Omega^2(t)(x - q_0)^2, \quad (34)$$

where $\Omega^2(t) = \omega_0^2[1 + \lambda\xi(t)]$ is affected by a classical spring constant noise.

Similarly to the procedure followed for accordion noise, substituting the expansions of $\rho(t)$ and $q_c(t)$ into Eq. (5),

and keeping only the first order of λ , $\rho^{(1)}(t)$ and $q_c^{(1)}(t)$ will satisfy

$$\begin{aligned}\ddot{\rho}^{(1)}(t) + 4\omega_0^2 \rho^{(1)}(t) &= -\omega_0^2 \xi(t), \\ \ddot{q}_c^{(1)}(t) + \omega_0^2 q_c^{(1)}(t) &= \ddot{q}_c^{(0)}(t) \xi(t),\end{aligned}\tag{35}$$

with initial conditions $\rho^{(1)}(0) = \dot{\rho}^{(1)}(0) = \ddot{\rho}^{(1)}(0)$ and $q_c^{(1)}(0) = \dot{q}_c^{(1)}(0) = \ddot{q}_c^{(1)}(0)$. The solutions of Eq. (35) are

$$\begin{aligned}\rho^{(1)}(t) &= -\frac{\omega_0}{2} \int_0^t ds \xi(s) \sin[2\omega_0(t-s)], \\ q_c^{(1)}(t) &= \frac{1}{\omega_0} \int_0^t ds \xi(s) \sin[\omega_0(t-s)] \ddot{q}_c^{(0)}(s).\end{aligned}\tag{36}$$

Substituting $\rho^{(1)}(t)$ and $q_c^{(1)}(t)$ into Eq. (20), we get

$$\begin{aligned}G(T; n) &= G_{1A}(T; n) + G_{2A}(T; n), \\ G_{1A}(T) &= \hbar\omega_0^3 \left(n + \frac{1}{2}\right) \int_0^T ds \alpha(s) (T-s) \cos(2\omega_0 s), \\ G_{2A}(T) &= m \int_0^T ds \alpha(s) f_A(s),\end{aligned}\tag{37}$$

where

$$f_A(s) = \cos(\omega_0 s) \int_0^{T-s} du \ddot{q}_c^{(0)}(u) \ddot{q}_c^{(0)}(u+s).\tag{38}$$

As before we compute the integrals for OU noise, and use the polynomial ansatz for q_c . In the white noise limit $\tau \rightarrow 0$

$$\begin{aligned}G_{1A} &= \frac{D}{4} \hbar\omega_0^3 (2n+1)T, \\ G_{2A} &= \frac{D60md^2}{7T^3}.\end{aligned}\tag{39}$$

Up to the scaling due to the optical lattice parameters, these expressions coincide with the results given in [38] for “spring-constant noise”, and different limits and regimes were discussed there in detail. Here we note that different from the accordion noise sensitivities, G_{1A} (static) and G_{2A} (dynamical) behave in opposite ways to each other in all T domains, and cross at a special optimal time with minimal sensitivity, see Fig. 4.

The static part alone (no transport, $q_0(t) = 0$) implies for T larger than the correlation time a heating rate in agreement with [48, 49],

$$\frac{dE_n}{dT} = \omega_0^2 \pi E_n^{(0)} S(2\omega_0),\tag{40}$$

where $S_A(2\omega_0)$ is the spectral density for the fractional fluctuation in the amplitude (trap depth) at the second harmonic of the trap,

$$S_A(2\omega_0) = \frac{1}{\pi} \int_0^\infty \alpha(t) \cos(2\omega_0 t) dt.\tag{41}$$

Eqs. (33) and (41) are in fact equivalent since both S_A and $4S_K$ may be interpreted as the spectrum for the fractional fluctuation of the spring constant.

The effect of increasing τ using OU noise is again to diminish the sensitivities, and to suppress the growth of the dynamical sensitivity for small $T < T_0$, see Fig. 4.

C. Phase (trap position) noise

The standing wave phase $\phi(t)$ can be changed in time, moving the interference pattern, in different ways, see e.g. [9, 50]: one of the laser beams can be moved by mechanically moving a mirror [7]; the phase of one of the laser beams

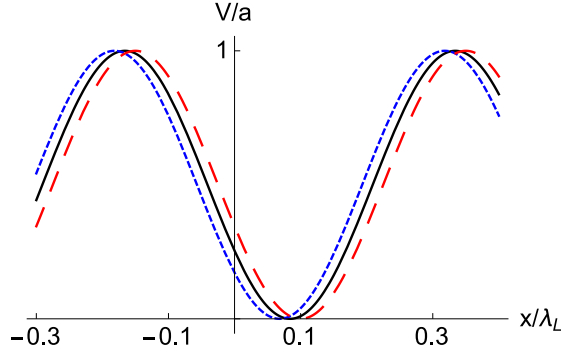


FIG. 5: (Color online) Schematic representation of position noise in the optical lattice. The black solid line is the noiseless potential at some instant during the driving transport. The red dashed line and blue dotted line are two possible realizations of the potential due to position noise.

can be controlled with an electro-optical modulator; or a frequency mismatch $\Delta\nu$ between the counterpropagating beams controlled by acousto-optical modulators produces a phase $\pi\Delta\nu t$. Of course all these methods are amenable to an imperfect control and fluctuations. Here we consider phase noise as $\Phi(t) = \phi(t) - \lambda\xi(t)$ independent of other possible noises ($A = a$, $K = k$), see Fig. 5. The harmonic potential takes now the form

$$V = ak^2 \left[x + \frac{\phi(t) - \lambda\xi(t)}{k} \right]^2 = \frac{m\omega_0^2}{2} \left[x - q_0(t) - \frac{\lambda}{k}\xi(t) \right]^2. \quad (42)$$

The phase noise implies noise in the trap position, $Q(t) = q_0(t) + \frac{\lambda}{k}\xi(t)$.

First order equations are now

$$\begin{aligned} \ddot{\rho}^{(1)}(t) + 4\omega_0^2\rho^{(1)}(t) &= 0, \\ \ddot{q}_c^{(1)}(t) + \omega_0^2 q_c^{(1)}(t) &= \frac{\omega_0^2}{k}\xi(t), \end{aligned} \quad (43)$$

with initial conditions $\rho^{(1)}(0) = \dot{\rho}^{(1)}(0) = \ddot{\rho}^{(1)}(0)$ and $q_c^{(1)}(0) = \dot{q}_c^{(1)}(0) = \ddot{q}_c^{(1)}(0)$. The solutions of Eq. (43) are

$$\begin{aligned} \rho^{(1)}(t) &= 0, \\ q_c^{(1)}(t) &= \frac{\omega_0}{k} \int_0^t ds \xi(s) \sin[\omega_0(t-s)], \end{aligned} \quad (44)$$

which give the sensitivities

$$\begin{aligned} G(T; n) &= G_{1Q}(T; n) + G_{2Q}(T; n), \\ G_{1Q}(T) &= 0, \\ G_{2Q}(T) &= \frac{m\omega_0^4}{k^2} \int_0^T ds \alpha(s)(T-s) \cos(\omega_0 s). \end{aligned} \quad (45)$$

The position noise sensitivity depends on the factor $m\omega_0^4/k^2$, α , and T . There is only a static contribution which, for this noise, depends on G_2 rather than on G_1 as in the previous two noises. Note also the independence on n of G_{2Q} unlike the static terms G_{1K} and G_{1A} . For a transport process the way to diminish its effect is to shorten the transport time.

As for the two previous noises we consider OU noise to compute the integral in Eq. (45). In the white noise limit,

$$G_{2Q} = \frac{m\omega_0^4}{2k^2} DT \quad (46)$$

as shown in Fig. 6. Increasing τ diminishes the sensitivity and also affects the slopes differently for T larger or smaller than T_0 .

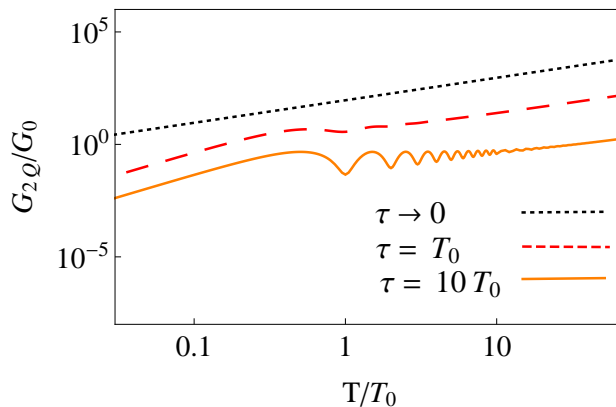


FIG. 6: (Color online) Position-noise sensitivity for a polynomial transport protocol versus final time (log-log plot). The parameters and the scales are the same as in Fig. 2.

For times T larger than the correlation time we find in second order, in agreement with [48, 49], the heating rate

$$\frac{dE_n}{dT} = m\omega_0^4 \pi S_Q(\omega_0), \quad (47)$$

where $S_Q(\omega_0)$ is now the spectral density for the fluctuation of the trap position (we set $\lambda = 1$, otherwise multiply by λ^2),

$$S_Q(\omega_0) = \frac{1}{\pi} \int_0^\infty \frac{1}{k^2} \alpha(t) \cos(\omega_0 t) dt. \quad (48)$$

IV. DISCUSSION

In this paper we have found the energy sensitivities with respect to noise in a conveyor-belt optical lattice that moves according to shortcut-to-adiabaticity protocols to transport atoms. The three types of noise considered affect the periodicity, the trap depth, or the trap position. A broad range of experimental settings may lead to these noises, to different combinations, or even to other noise forms (e.g. rocking). While the detailed analysis of the experimental settings is out of the scope of this work, the dependences found for the sensitivities will help to make a proper diagnosis of the predominant noise type and to implement mitigation strategies. Position noise is only affected by the static sensitivity which grows linearly with the shuttling time independently of the trajectory so the noise effect can only be mitigated by shortening the process time. Trap depth noise shows a more complex scenario for the sensitivity with a minimum at a specific shuttling time with dynamical effects dominating at very short times and static ones at long times. To locate the shuttling time where the sensitivity is minimal the analysis in [38] for spring constant noise is applicable. Dynamical sensitivities can in principle be diminished by optimizing the trajectory, a task left for future work. Accordion noise is dominated by the dynamical sensitivity at all shuttling times which also shows a minimum.

The existence of sensitivity minima demonstrates that the naive expectation that a smaller process time is always beneficial to combat the deleterious effects of noise is not necessarily true. Each type of noise requires a separate analysis and may or may not fulfill this expectation. It is interesting to compare the dominant sensitivities due to different noises in the regime $T > T_0$. In all cases they grow linearly with time for white noise. In the Lamb Dicke regime the amplitude noise is found to have a weaker effect (although increased by n) than the other two, which behave similarly, see Eqs. (30,39,46): $G_{2Q}/G_{1A} = \hbar\omega_0/[E_R(2n+1)]$, and $G_{2K} \approx 3.86 G_{2Q}$.

A limitation of the shortcuts as implemented in Sec. II A is that shuttling times shorter than an oscillation period break down the simplifying conditions assumed (motion in a single harmonic well). Shorter-time shortcuts may however be applied by compensating the inertial acceleration of the rigidly moving potential $U[q - q_c(t)]$ (the optical lattice potential) with an appropriate homogeneous force $-m\ddot{q}_c$ [31, 32]. This trick does not require the trapping potential U to be harmonic, and wavefunctions that are initially stationary stay so during the whole transport in the frame moving with q_c . In fact the effective potential in the moving frame stays stationary, “nothing happens” in that frame, apart from possible noises. Implementing this compensation may be technically challenging and to the best of our knowledge it has not been implemented yet for optical lattices, but the resulting benefits could make the effort worthwhile. We point out that lattice controlled rotations [43, 44] may be a way to implement the compensation.

Finally, the current noise analysis is also useful and applicable in the harmonic approximation to other transport platforms and systems such as atomic transport in moving magnetic microtraps in chips [51, 52] or of ions in Paul traps [53–55].

Acknowledgement

We are grateful to A. Alberti for helpful discussions. This work was supported by the Basque Country Government (Grant No. IT986-16), by PGC2018-101355-B-I00 (MCIU/AEI/FEDER,UE), and by the Key Research Project in Universities of Henan Province (Grant No20B140016).

-
- [1] Jongchul Mun, Patrick Medley, Gretchen K. Campbell, Luis G. Marcassa, David E. Pritchard, and Wolfgang Ketterle. Phase diagram for a bose-einstein condensate moving in an optical lattice. *Physical Review Letters*, 99:150604, Oct 2007.
 - [2] A. Kiely, J. G. Muga, and A. Ruschhaupt. Selective population of a large-angular-momentum state in an optical lattice. *Physical Review A*, 98:053616, Nov 2018.
 - [3] André Eckardt. Colloquium: Atomic quantum gases in periodically driven optical lattices. *Reviews of Modern Physics*, 89:011004, Mar 2017.
 - [4] Shoichi Okaba, Tetsushi Takano, Fetah Benabid, Tom Bradley, Luca Vincetti, Zakhar Maizelis, Valery Yampol’skii, Franco Nori, and Hidetoshi Katori. Lamb-dicke spectroscopy of atoms in a hollow-core photonic crystal fibre. *Nature Communications*, 5(1):1–9, Jun 2014.
 - [5] Maria Langbecker, Ronja Wirtz, Fabian Knoch, Mohammad Noaman, Thomas Speck, and Patrick Windpassinger. Highly controlled optical transport of cold atoms into a hollow-core fiber. *New Journal of Physics*, 20(8):083038, Aug 2018.
 - [6] Olaf Mandel, Markus Greiner, Artur Widera, Tim Rom, Theodor W. Hänsch, and Immanuel Bloch. Coherent transport of neutral atoms in spin-dependent optical lattice potentials. *Phys. Rev. Lett.*, 91:010407, Jul 2003.
 - [7] Thomas Middelmann, Stephan Falke, Christian Lisdat, and Uwe Sterr. Long-range transport of ultracold atoms in a far-detuned one-dimensional optical lattice. *New Journal of Physics*, 14(7):073020, Jul 2012.
 - [8] Brad A. Dinardo and Dana Z. Anderson. A technique for individual atom delivery into a crossed vortex bottle beam trap using a dynamic 1d optical lattice. *Review of Scientific Instruments*, 87(12):123108, Dec 2016.
 - [9] D. Schrader, S. Kuhr, W. Alt, M. Müller, V. Gomer, and D. Meschede. An optical conveyor belt for single neutral atoms. *Applied Physics B*, 73(8):819–824, Dec 2001.
 - [10] S. Kuhr. Deterministic delivery of a single atom. *Science*, 293(5528):278–280, Jun 2001.
 - [11] S. Kuhr, W. Alt, D. Schrader, I. Dotsenko, Y. Miroshnychenko, W. Rosenfeld, M. Khudaverdyan, V. Gomer, A. Rauschenbeutel, and D. Meschede. Coherence properties and quantum state transportation in an optical conveyor belt. *Physical Review Letters*, 91(21):213002, Nov 2003.
 - [12] Y. Miroshnychenko, D. Schrader, S. Kuhr, W. Alt, I. Dotsenko, M. Khudaverdyan, A. Rauschenbeutel, and D. Meschede. Continued imaging of the transport of a single neutral atom. *Optics Express*, 11(25):3498, Dec 2003.
 - [13] I. Dotsenko, W. Alt, M. Khudaverdyan, S. Kuhr, D. Meschede, Y. Miroshnychenko, D. Schrader, and A. Rauschenbeutel. Submicrometer position control of single trapped neutral atoms. *Physical Review Letters*, 95:033002, Jul 2005.
 - [14] Yevhen Miroshnychenko, Wolfgang Alt, Igor Dotsenko, Leonid Förster, Mkrtych Khudaverdyan, Dieter Meschede, Dominik Schrader, and Arno Rauschenbeutel. An atom-sorting machine. *Nature*, 442(7099):151–151, Jul 2006.
 - [15] P. J. Lee, M. Anderlini, B. L. Brown, J. Sebby-Strabley, W. D. Phillips, and J. V. Porto. Sublattice addressing and spin-dependent motion of atoms in a double-well lattice. *Physical Review Letters*, 99:020402, Jul 2007.
 - [16] A. Steffen, A. Alberti, W. Alt, N. Belmechri, S. Hild, M. Karski, A. Widera, and D. Meschede. Digital atom interferometer with single particle control on a discretized space-time geometry. *Proceedings of the National Academy of Sciences*, 109(25):9770–9774, Jun 2012.
 - [17] T. Calarco, U. Dorner, P. S. Julienne, C. J. Williams, and P. Zoller. Quantum computations with atoms in optical lattices: Marker qubits and molecular interactions. *Physical Review A*, 70:012306, Jul 2004.
 - [18] W. Dür, R. Raussendorf, V. M. Kendon, and H.-J. Briegel. Quantum walks in optical lattices. *Physical Review A*, 66:052319, Nov 2002.
 - [19] Andrea Alberti, Wolfgang Alt, Reinhard Werner, and Dieter Meschede. Decoherence models for discrete-time quantum walks and their application to neutral atom experiments. *New Journal of Physics*, 16(12):123052, Dec 2014.
 - [20] E. Jané, G. Vidal, W. Dür, P. Zoller, and J. I. Cirac. Simulation of quantum dynamics with quantum optical systems. *Quantum Info. Comput.*, 3(1):15, Jan 2003.
 - [21] Stefan Schmid, Gregor Thalhammer, Klaus Winkler, Florian Lang, and Johannes Hecker Denschlag. Long distance transport of ultracold atoms using a 1d optical lattice. *New Journal of Physics*, 8(8):159–159, Aug 2006.
 - [22] D. Jaksch, H.-J. Briegel, J. I. Cirac, C. W. Gardiner, and P. Zoller. Entanglement of atoms via cold controlled collisions. *Physical Review Letters*, 82:1975–1978, Mar 1999.

- [23] P. Treutlein, T. Steinmetz, Y. Colombe, B. Lev, P. Hommelhoff, J. Reichel, M. Greiner, O. Mandel, A. Widera, T. Rom, I. Bloch, and Theodor W. Hänsch. Quantum information processing in optical lattices and magnetic microtraps. *Fortschritte der Physik*, 54(8-10):702–718, Aug 2006.
- [24] May E. Kim, Tzu-Han Chang, Brian M. Fields, Cheng-An Chen, and Chen-Lung Hung. Trapping single atoms on a nanophotonic circuit with configurable tweezer lattices. *Nature Communications*, 10(1):1647, Apr 2019.
- [25] Gavin K. Brennen, Carlton M. Caves, Poul S. Jessen, and Ivan H. Deutsch. Quantum logic gates in optical lattices. *Physical Review Letters*, 82:1060–1063, Feb 1999.
- [26] Immanuel Bloch. Exploring quantum matter with ultracold atoms in optical lattices. *Journal of Physics B: Atomic, Molecular and Optical Physics*, 38(9):S629–S643, Apr 2005.
- [27] Erik Torrontegui, Sara Ibáñez, Sofia Martínez-Garaot, Michele Modugno, Adolfo del Campo, David Guéry-Odelin, Andreas Ruschhaupt, Xi Chen, and Juan Gonzalo Muga. Shortcuts to adiabaticity. In *Advances In Atomic, Molecular, and Optical Physics*, volume 62, pages 117–169. Elsevier, 2013.
- [28] D. Guéry-Odelin, A. Ruschhaupt, A. Kiely, E. Torrontegui, S. Martínez-Garaot, and J. G. Muga. Shortcuts to adiabaticity: Concepts, methods, and applications. *Reviews of Modern Physics*, 91:045001, Oct 2019.
- [29] A. Couvert, T. Kawalec, G. Reinaudi, and D. Guéry-Odelin. Optimal transport of ultracold atoms in the non-adiabatic regime. *EPL (Europhysics Letters)*, 83(1):13001, Jun 2008.
- [30] Tim Schmiedl, Eckhard Dieterich, Peter-Simon Dieterich, and Udo Seifert. Optimal protocols for hamiltonian and schrödinger dynamics. *Journal of Statistical Mechanics: Theory and Experiment*, 2009(07):P07013, Jul 2009.
- [31] Shumpei Masuda and Katsuhiko Nakamura. Fast-forward of adiabatic dynamics in quantum mechanics. *Proceedings of the Royal Society A: Mathematical, Physical and Engineering Sciences*, 466(2116):1135–1154, Nov 2010.
- [32] E. Torrontegui, S. Ibáñez, Xi Chen, A. Ruschhaupt, D. Guéry-Odelin, and J. G. Muga. Fast atomic transport without vibrational heating. *Phys. Rev. A*, 83:013415, Jan 2011.
- [33] A. Tobalina, M. Palmero, S. Martínez-Garaot, and J. G. Muga. Fast atom transport and launching in a nonrigid trap. *Scientific Reports*, 7(1):5753, Jul 2017.
- [34] A. Ruschhaupt, Xi Chen, D. Alonso, and J. G. Muga. Optimally robust shortcuts to population inversion in two-level quantum systems. *New Journal of Physics*, 14(9):093040, Sep 2012.
- [35] Xiao-Jing Lu, Xi Chen, A. Ruschhaupt, D. Alonso, S. Guérin, and J. G. Muga. Fast and robust population transfer in two-level quantum systems with dephasing noise and/or systematic frequency errors. *Physical Review A*, 88(3):033406, Sep 2013.
- [36] D. Daems, A. Ruschhaupt, D. Sugny, and S. Guérin. Robust quantum control by a single-shot shaped pulse. *Physical Review Letters*, 111:050404, Jul 2013.
- [37] Xiao-Jing Lu, J. G. Muga, Xi Chen, U. G. Poschinger, F. Schmidt-Kaler, and A. Ruschhaupt. Fast shuttling of a trapped ion in the presence of noise. *Physical Review A*, 89(6):063414, Jun 2014.
- [38] Xiao-Jing Lu, A. Ruschhaupt, and J. G. Muga. Fast shuttling of a particle under weak spring-constant noise of the moving trap. *Physical Review A*, 97:053402, May 2018.
- [39] H. R. Lewis and W. B. Riesenfeld. An exact quantum theory of the time-dependent harmonic oscillator and of a charged particle in a time-dependent electromagnetic field. *Journal of Mathematical Physics*, 10(8):1458–1473, Aug 1969.
- [40] H. Ralph Lewis and P. G. L. Leach. A direct approach to finding exact invariants for one-dimensional time-dependent classical hamiltonians. *Journal of Mathematical Physics*, 23(12):2371–2374, Dec 1982.
- [41] A. K. Dhara and S. V. Lawande. Feynman propagator for time-dependent lagrangians possessing an invariant quadratic in momentum. *Journal of Physics A: Mathematical and General*, 17(12):2423–2431, Aug 1984.
- [42] T. C. Li, H. Kelkar, D. Medellin, and M. G. Raizen. Real-time control of the periodicity of a standing wave: an optical accordion. *Optics Express*, 16(8):5465, Apr 2008.
- [43] R. A. Williams, J. D. Pillet, S. Al-Assam, B. Fletcher, M. Shotton, and C. J. Foot. Dynamic optical lattices: two-dimensional rotating and accordion lattices for ultracold atoms. *Optics Express*, 16(21):16977, Oct 2008.
- [44] S. Al-Assam, R. A. Williams, and C. J. Foot. Ultracold atoms in an optical lattice with dynamically variable periodicity. *Physical Review A*, 82(2):021604(R), Aug 2010.
- [45] Junheng Tao, Yuzhuo Wang, Yizun He, and Saijun Wu. Wavelength-limited optical accordion. *Optics Express*, 26(11):14346, May 2018.
- [46] B. Lehle and J. Peinke. Analyzing a stochastic process driven by ornstein-uhlenbeck noise. *Physical Review E*, 97(1):012113, Jan 2018.
- [47] Noomen Belmechri, Leonid Förster, Wolfgang Alt, Artur Widera, Dieter Meschede, and Andrea Alberti. Microwave control of atomic motional states in a spin-dependent optical lattice. *Journal of Physics B: Atomic, Molecular and Optical Physics*, 46(10):104006, May 2013.
- [48] T. A. Savard, K. M. O’Hara, and J. E. Thomas. Laser-noise-induced heating in far-off resonance optical traps. *Physical Review A*, 56:R1095–R1098, Aug 1997.
- [49] M. E. Gehm, K. M. O’Hara, T. A. Savard, and J. E. Thomas. Dynamics of noise-induced heating in atom traps. *Physical Review A*, 58:3914–3921, Nov 1998.
- [50] Pavel Zemánek, Giorgio Volpe, Alexandr Jonáš, and Oto Brzobohatý. Perspective on light-induced transport of particles: from optical forces to phoretic motion. *Advances in Optics and Photonics*, 11(3):577, Sep 2019.
- [51] Mark Keil, Omer Amit, Shuyu Zhou, David Groswasser, Yonathan Japha, and Ron Folman. Fifteen years of cold matter on the atom chip: promise, realizations, and prospects. *Journal of Modern Optics*, 63(18):1840–1885, May 2016.
- [52] P. Navez, S. Pandey, H. Mas, K. Poullos, T. Fernholz, and W. von Klitzing. Matter-wave interferometers using TAAAP rings. *New Journal of Physics*, 18(7):075014, Jul 2016.

- [53] R. Bowler, J. Gaebler, Y. Lin, T. R. Tan, D. Hanneke, J. D. Jost, J. P. Home, D. Leibfried, and D. J. Wineland. Coherent diabatic ion transport and separation in a multizone trap array. *Physical Review Letters*, 109:080502, Aug 2012.
- [54] A. Walther, F. Ziesel, T. Ruster, S. T. Dawkins, K. Ott, M. Hettrich, K. Singer, F. Schmidt-Kaler, and U. Poschinger. Controlling fast transport of cold trapped ions. *Physical Review Letters*, 109:080501, Aug 2012.
- [55] Peter Kaufmann, Timm F. Gloger, Delia Kaufmann, Michael Johanning, and Christof Wunderlich. High-fidelity preservation of quantum information during trapped-ion transport. *Physical Review Letters*, 120:010501, Jan 2018.