

# Input Validation for Neural Networks via Local Robustness Verification

Jiangchao Liu<sup>1</sup>, Antoine Miné<sup>2</sup>, Hengbiao Yu<sup>1</sup>, Ji Wang<sup>1</sup>

<sup>1</sup>National University of Defense Technology, Changsha, China

<sup>2</sup>Sorbonne Université, CNRS, LIP6, Paris, France

jiangchaoliu, hengbiaoyu, wj@nudt.edu.cn, Antoine.Mine@lip6.fr

*Abstract*—Neural networks are known to be vulnerable to adversarial examples, which are inputs that are obtained by adding small, imperceptible perturbations to valid inputs, and that are designed to be misclassified. Local robustness verification can verify that a neural network is robust wrt. any perturbation to a specific input within a certain distance. This distance is called *robustness radius*. We conducted empirical study on the robustness radii of different inputs. We observed that the robustness radii of correctly classified inputs are much larger than that of natural misclassified (because of inaccuracy) inputs and adversarial examples, especially those from strong adversarial attacks. Another observation is that the robustness radii of correctly classified inputs often follow a normal distribution. Based on these two observations, we propose to leverage local robustness verification techniques to validate inputs for neural networks. Experiments show that our approach can protect neural networks from adversarial examples and improve their accuracy.

*Keywords*—neural networks; robustness; adversarial examples

## 1. INTRODUCTION

Despite the tremendous success [21] of deep neural networks in recent years, their applications in safety critical areas are still concerning.

*Can we trust neural networks?* This question arose when people found it hard to explain or interpret neural networks [5] and drew more attention since the discovery of adversarial examples [34]. An adversarial example is an input that is obtained by adding a small, imperceptible perturbation to a valid input (i.e., correctly classified input), and that is designed to be misclassified. Recent studies [18] demonstrate that adversarial examples are features that widely exist in common datasets, thus can hardly be avoided. This means neural networks inherently lack robustness and are vulnerable to malicious attacks.

Considerable amount [40] of works have been proposed to improve the robustness of neural networks against adversarial examples. One method is *adversarial training* [14] which feeds adversarial examples to neural networks in the training stage. Adversarial training works well on the types of adversarial examples considered in the training dataset, but provides no guarantee on other types. Some works [2] focus on designing

robust architectures of neural networks. However, similarly to adversarial training, these methods do not guarantee robustness on all adversarial examples.

One promising solution is *formal verification*, which can prove that a network satisfies some formally defined specifications. To give a formal specification on robustness, we first define a network as  $f : \mathbb{R}^m \rightarrow \mathcal{C}$ , where  $\mathbb{R}^m$  is a vector space of input (e.g., images) and  $\mathcal{C}$  is a set of class labels. Then we define *robustness radius* [37] of a network on an input  $\vec{x} \in \mathbb{R}^m$  as

$$\mathcal{R}(f, \vec{x}) = \max\{\eta \mid \forall \vec{y} \in \mathbb{R}^m, \|\vec{y} - \vec{x}\|_p \leq \eta \Rightarrow f(\vec{x}) = f(\vec{y})\}$$

where  $\|\cdot\|_p$  means  $L_p$  norm distance. Robustness radius measures the region in which a network is robust against perturbations. Another equivalent definition is *minimal distortion* [38] (i.e., the minimal distance required to craft an adversarial example). We prefer to use the term *robustness radius* since it is defined from a defensive perspective. With robustness radius, we can define *global robustness property* of a network  $f$  as

$$\forall \vec{x} \in \mathbb{R}^m, \mathfrak{H}(\vec{x}) = f(\vec{x}) \Rightarrow \mathcal{R}(f, \vec{x}) \geq \delta$$

where  $\delta$  is a user-provided threshold and  $\mathfrak{H} : \mathbb{R}^m \rightarrow \mathcal{C} \cup \{\phi\}$  denotes the oracle on the classification of  $\mathbb{R}^m$ . Note that  $\mathfrak{H}$  outputs  $\phi$  if an input in  $\mathbb{R}^m$  is not classified into any class in  $\mathcal{C}$ . This property ensures that for any input that can be recognized by human and correctly classified, the neural network is robust to any perturbation to some extent (i.e.,  $\delta$  in  $L_p$  normal distance). Unfortunately, the global robustness property following this definition can hardly be verified because of the huge input space and absence of the oracle  $\mathfrak{H}$ . Some researchers tried to verify global robustness property of a weaker definition [19] (without  $\mathfrak{H}$ ), but only succeeded on very small networks (i.e., consisting of a few dozens of neurons).

Given the difficulties in verifying global robustness properties, many researchers turned to *local robustness properties*, i.e.,  $\forall \vec{x} \in X \subseteq \mathbb{R}^m, \mathfrak{H}(\vec{x}) = f(\vec{x}) \Rightarrow \mathcal{R}(f, \vec{x}) \geq \delta$ . Instead of the whole input space, local robustness property only considers a set of inputs (denoted as  $X$  in the formula), for instance, the training dataset. Various techniques [17], [13] have been successfully applied in this kind of verification. However, local robustness properties are currently only used to evaluate the robustness of a given network or a defense technique, since

they do not provide guarantee for robustness on inputs outside of the set  $X$ .

*Can we trust neural networks on a specific runtime input?*

Although this question is a compromise to the sad fact that the global robustness properties can hardly be guaranteed, it is still practically useful if we can know whether a neural network gives the expected output on an input at runtime. *Runtime verification* [9] checks whether an output satisfies some safety specifications at runtime and drops the output if not (traditional software is used as backup). This method, however, needs to know the constraints on outputs, which is not the case in tasks like image classification. *Input reconstruction* [25] tries to transform adversarial examples to the inputs that can be correctly classified. *Adversarial detection* [23] rejects inputs that are suspected of being adversarial examples based on the characteristics observed on known adversarial attacks.

Conventional local robustness verification needs an oracle on classification and only measures the robustness radius of the correctly classified inputs. However, the computation of robustness radius itself does not need an oracle and can also be measured on natural misclassified inputs (because of inaccuracy) and adversarial examples. It is known that adversarial examples themselves are often not robust to small perturbations [24], [35]. We wonder whether this implies that the robustness radii of adversarial examples should be smaller than that of valid (i.e., correctly classified) inputs, and as a result, robustness radii can be used as characteristics of inputs for adversarial detection. To validate this idea, we conducted empirical study on the robustness radii of valid inputs, natural misclassified inputs and adversarial examples. Our experiments are conducted on Feedforward Neural Networks (FNN) and Convolutional Neural networks (CNN) with three representative attacks, i.e., FGSM (fast, white-box) [14], C&W (strong, white-box) [4], and HOP (i.e., Hopskipjump, black-box) [6] on the datasets MNIST [22] and CIFAR10 [20]. We have two observations.

The first observation is that the average robustness radius of valid inputs (i.e., correctly classified inputs) is much larger than that of natural misclassified inputs, and adversarial examples. To be formal, given a neural network  $f$ , and a set of inputs  $X \subseteq \mathbb{R}^m$  (which may include adversarial examples), let  $X_c = \{\vec{x} \in X \mid f(\vec{x}) = \mathfrak{H}(\vec{x})\}$  be the set of valid inputs and  $X_w = \{\vec{x} \in X \mid \mathfrak{H}(\vec{x}) \in C \wedge f(\vec{x}) \neq \mathfrak{H}(\vec{x})\}$  be the set of natural misclassified inputs and adversarial examples, then we have

$$\frac{\sum_{\vec{x} \in X_c} \mathcal{R}(f, \vec{x})}{|X_c|} \gg \frac{\sum_{\vec{x} \in X_w} \mathcal{R}(f, \vec{x})}{|X_w|} \quad (1)$$

where  $|\cdot|$  denotes cardinality and  $\gg$  denotes “much larger than”. Note that we only consider inputs that can be classified into labels, which exclude randomly generated inputs mapping to no label (i.e., mapped by  $\mathfrak{H}$  to  $\phi$ ). We believe that this assumption is practical. Our experiments show that Equation 1 holds on adversarial examples from all attacks we have tried, especially on those strong attacks which seek the smallest perturbations.

Another observation is that the robustness radii of valid inputs (i.e.,  $\{\mathcal{R}(f, \vec{x}) \mid \vec{x} \in X_c\}$ ) often follow a normal distribution. We say “often” because in our experiments, most (i.e., more than half) cases passed normality test.

Based on these two observations, we propose to validate inputs for neural networks via robustness radius. It can reject both adversarial examples and natural misclassified data which often have small robustness radii. Thus it not only protects neural networks from adversarial attacks, but also improves their accuracies. More importantly, this way does not need knowledge of the classification scenario and is not specific to any attack. To be more specific, on a random CNN for MNIST [22], our method can reject 75% misclassified natural inputs, 95% and 100% FGSM adversarial examples with different parameters respectively, 100% C&W adversarial examples and 100% HOP adversarial examples, with only 3% false alarm rate.

It is worth mentioning that the two observations are valid not only on exact robustness radius computed by complete verification, but also on under-approximated robustness radius computed by incomplete verification, which is fast enough to be deployed at runtime.

We make the following contributions:

- We conducted empirical study on the robustness radii of different categories of inputs on neural networks. We observed: (1) on FNNs and CNNs, the average robustness radius of the valid inputs is much larger than that of the misclassified clean inputs and adversarial examples; (2) on most FNNs and CNNs, the robustness radii of the valid inputs follow a normal distribution;
- Based on these two observations, we propose two new input validation methods based on local robustness verification (which currently is only used to evaluate the robustness of a given network, as opposed to validate inputs), which can protect neural networks from adversarial examples, especially from strong attacks, and improve their accuracies on clean data.

## 2. BACKGROUND

In this section, we give some background of the current techniques for local robustness verification of neural networks.

### 2.1 Neural Networks

In recent years, researchers have successfully verified local robustness properties on various networks with different activation functions [1], [32]. However, to highlight the main idea of this paper, we only consider Convolutional Neural networks (CNN) made of fully-connected, convolutional and max-pooling layers, and ReLU (i.e.,  $ReLU(\vec{x}) = \max(\vec{x}, 0)$ , where  $\max$  is applied point-wisely) as activation functions. A max-pooling layer is equivalent to a composition of several fully-connected layers [3]. Thus we can safely consider only convolutional and fully connected layers in our mathematical illustration.

Let  $\vec{x}_i$  be the value vector of the neurons in the  $i$ th layer, given the input as  $\vec{x}_0 \in \mathbb{R}^m$ . Both convolutional and fully

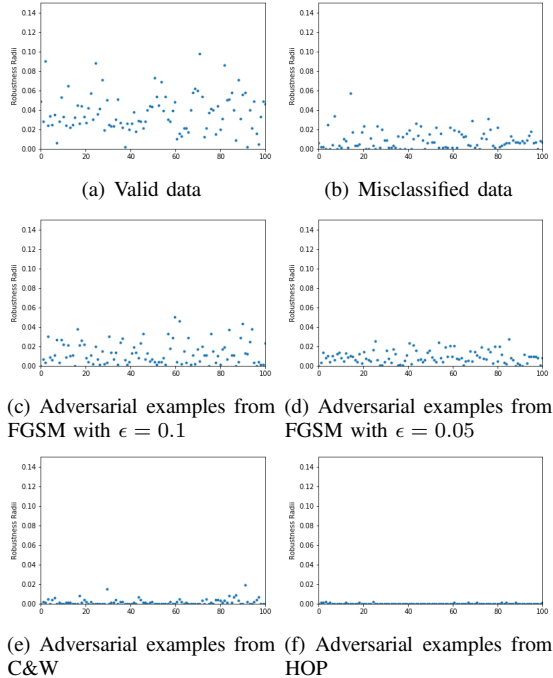


Figure 1. Robustness Radius from Complete Verification

connected layers can be denoted as a composition of linear transformations and ReLU activations. We use  $g_i$  to denote the transfer function for the  $i$ th layer, then we have  $\vec{x}_i = g_i(\vec{x}_{i-1}) = \text{ReLU}(W_i \vec{x}_{i-1} + \vec{b}_i) = \max(W_i \vec{x}_{i-1} + \vec{b}_i, 0)$ , where  $W_i$  is the corresponding weights matrix and  $\vec{b}_i$  is the vector of bias. Let  $g = g_n \circ g_{n-1} \circ \dots \circ g_1$ , a neural network is defined as  $f ::= \text{argmax} \circ g$ .

## 2.2 Local Robustness Verification

Recall the definition of local robustness property that

$$\forall \vec{x} \in X \subseteq \mathbb{R}^m, \mathfrak{H}(\vec{x}) = f(\vec{x}) \Rightarrow \mathcal{R}(f, \vec{x}) \geq \delta$$

It ensures that, the neural network is immune to adversarial examples on a set of inputs within  $\delta$  in  $L_p$  norm distance. To prove it, we only need to prove that, for given  $\vec{x} \in X$  and  $\delta$ ,

$$\forall \vec{y} \in \mathbb{R}^m, \|\vec{y} - \vec{x}\|_p \leq \delta \Rightarrow f(\vec{x}) = f(\vec{y}) \quad (2)$$

In this paper, we only consider the case  $p = \infty$ . Current verifiers for this property can be categorized as *complete* and *incomplete*. Complete verifiers can give an exact answer on whether the property is satisfied. However, incomplete verifiers only provide conservative answers. To be specific, since such verifiers over-approximate the behaviors of neural networks, when their over-approximation satisfies the property, they return "true" (i.e., the neural networks must satisfy the property), while if the over-approximation does not satisfy the property, they can only return "unknown" rather than "false".

---

### Algorithm 1 Computation of robustness radius

---

**Input:** network  $f$ , input  $\vec{x}$ , big value  $up$ , tolerance  $e$   
Initialize  $low = 0$   
**repeat**  
     $mid = (up + low)/2$   
    **if**  $\text{isrobust}(f, \vec{x}, mid)$  **then**  
         $low = mid$   
    **else**  
         $up = mid$   
    **end if**  
**until**  $up - low < e$   
**Output:**  $low$

---

## 3. OBSERVATION ON ROBUSTNESS RADII OF INPUTS FROM DIFFERENT CATEGORIES

In this section, we conduct empirical study on robustness radii of of valid (i.e., correctly classified) data, natural misclassified data and adversarial examples.

*Experimental Setup.* We take MNIST [22] and CIFAR10 [20] as our input datasets and use IBM's Adversarial Robustness Toolbox [27] to generate FGSM, C&W, and HOP adversarial examples with default parameters, except for FGSM where we set  $\epsilon$  (i.e., a parameter [14]) as 0.1 (by default) and 0.05 (which is stronger) respectively.

We use ERAN [30] as the verifier which supports both complete and incomplete robustness verifications. ERAN does not compute robustness radius directly, but can judge whether the robustness radius is larger than a given value  $\delta$  (i.e., the network  $f$  is robust on all inputs that are within  $\delta$  in  $L_\infty$  norm distance with  $\vec{x}$ , as Equation 2). We denote it as  $\text{isrobust}(f, \vec{x}, \delta)$ . Note that, ERAN supports two versions of  $\text{isrobust}$ : the complete one and the incomplete one. Applying binary search on the complete  $\text{isrobust}$ , we can find a value close enough to the robustness radius. In the incomplete version,  $\text{isrobust}$  searches for the boundary where ERAN returns "true" and "unknown" (rather than "true" and "false"), which is an underapproximation of the robustness radius. This algorithm is described in Algorithm 1. It accepts four inputs: a network, an input sample, a big value  $up$  (larger than the maximal possible robustness radius) and a tolerance  $e$ . The output is a value, the maximal distance between which and the (underapproximated) robustness radius is less than the tolerance. In the following, we will call the computed value with complete verification the (asymptotically) *exact robustness radius*, and that with incomplete verification the *approximate robustness radius*. All experiments are conducted on an Ubuntu 18.04 running on a desktop with an Intel i9-9900K CPU, 32GB Memory.

### 3.1 Observation on Exact Robustness Radius

ERAN combines abstract interpretation, linear programming and MILP to completely verify a network. To make the verification terminate in a reasonable time, we trained a small FNN (denoted as FNN-MNIST) on MNIST (with 95.82% accuracy), which consists of 5 layers: the input layer, three

fully connected layers, each with 30 neurons and one output layer with 10 neurons.

We run ERAN with RefineZono [31] domain, and set  $up$  as 0.256 and  $e$  as 0.001 in Algorithm 1. We computed the robustness radii of the first 100 samples from each of following six categories in the MNIST test dataset:

- samples that can be correctly classified by the network
- samples that are misclassified by the network
- adversarial examples from successful FGSM attacks with  $\epsilon = 0.1$
- adversarial examples from successful FGSM attacks with  $\epsilon = 0.05$
- adversarial examples from successful C&W attacks
- adversarial examples from successful HOP attacks

The results are shown in Figure 1. Each point in the figures represents the robustness radius of an input from the six categories. We can see that the average robustness radius of valid data are much larger than the other categories of data, that is misclassified inputs and adversarial examples. To be specific, the robustness radii of most valid inputs are larger than 0.02, while the robustness radii of most samples from other categories are smaller than 0.02. One interesting phenomenon is that the robustness radius of adversarial examples from FGSM attack with  $\epsilon = 0.1$  are much larger than those with  $\epsilon = 0.05$ . This implies that the "holes" for misclassification is smaller near the valid inputs. This phenomenon is more significant on the "strong" white-box C&W attack and black-box HOP attack, the robustness radii of the adversarial examples from which are very close to 0. Though, this may due to the fact that these attacks try to find an adversarial example which is as close as possible to the original input, thus the result adversarial example is also close to the boundaries of classification.

Our experiments suggest that we can use robustness radius to evaluate to what extent we should trust the output of a neural network on a given input. By setting a threshold to reject any input the robustness radius of which is lower, we can protect the neural network from adversarial examples and improve its accuracy. Figure 2 shows the number of inputs, the exact robustness radii of which are above a given value (i.e., the x-axis). If we see the x-axis as thresholds, then, the values on the y-axis indicate the ratios of inputs from each categories can be accepted at run-time. This figure also indicates that we have to suffer from false alarms if we would like many misclassified inputs and adversarial examples to be rejected. Actually, if we set the threshold as 0.008, then 68% misclassified inputs, 45% FGSM ( $\epsilon = 0.1$ ) adversarial examples, 51 FGSM ( $\epsilon = 0.05$ ) adversarial examples, 97% C&W adversarial examples and 100% HOP adversarial examples would be rejected, with a false alarm rate at 4%.

However, complete verification is time-consuming. In our experiments, each call to function `isrobust` takes 11s on average, even though our network contains only 100 neurons. It seems that complete verification can hardly be deployed at runtime, especially considering that the running time of complete verification increases exponentially with the number

of neurons.

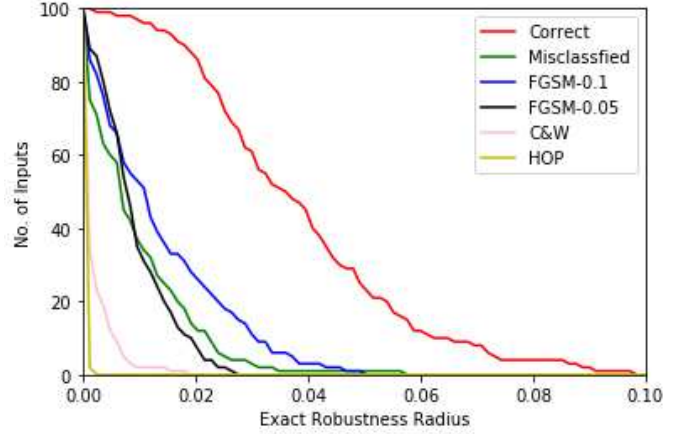


Figure 2. The numbers of inputs which have a larger exact robustness radius on FNN-MNIST than a given value

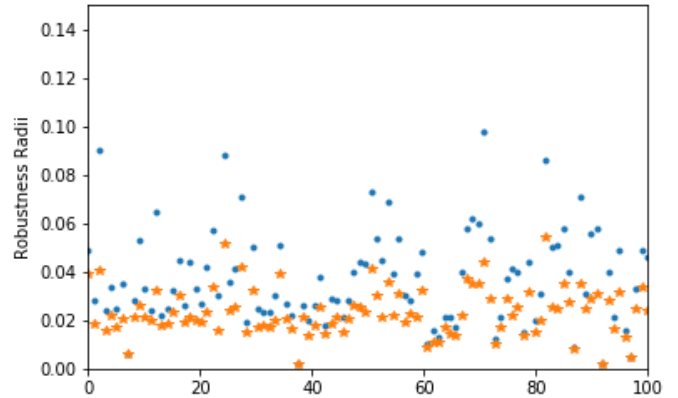


Figure 3. The exact/approximate robustness radii of the first 100 valid inputs

### 3.2 Observation on Approximate Robustness Radius

Incomplete verification usually runs much faster than complete verification and has the potential to be deployed at runtime. However, Algorithm 1 with incomplete verification can only give an approximate robustness radius. We would like to know (1) whether approximate robustness radius from incomplete verification is close to the exact robustness radius; (2) whether the approximate robustness radii of valid inputs are significantly larger than that of the misclassified inputs and adversarial examples. Actually the second question is more important since it decides whether we can use incomplete verification to validate inputs.

*Observation on FNN.* We utilize ERAN with DeepZono domain [30] (which is incomplete) to compute the approximate robustness radii of the same inputs as Section 3-A on the network FNN-MNIST.

The exact (resp. approximate) robustness radii of the first 100 valid inputs in the form of blue dot ”.” (resp. brown star ”\*”) are shown in Figure 3. We can see that the values of approximate and exact robustness radii of the same inputs are very close. In fact, the approximate robustness radii (except those equal to 0) of all inputs are between 44% and 100% of their exact robustness radii.

Figure 4 shows the number of inputs, the approximate robustness radii of which are above a given value (i.e., the x-axis). We can see that, similar to exact robustness radii, the approximate robustness radii of valid inputs are significantly larger than that of misclassified inputs and adversarial examples, especially those from ”strong” attacks. Different from exact robustness radii which measure the distance of the inputs with the boundaries of classification, approximate robustness radii reflect the accumulative gradient information of the neural network around the input. Surprisingly, approximate robustness radii follows a similar distribution with exact robustness radii, that is, they are smaller when the adversarial examples are closer to the original inputs. This implies that the misclassified inputs and adversarial examples near the valid inputs are more likely not to be robust.

Figure 4 also shows that, we can utilize approximate robustness radius to protect neural networks from adversarial examples and improve its precision. Actually, by setting a threshold as 0.012, 78% misclassified inputs, 67% adversarial examples from FGSM( $\epsilon = 0.1$ ) attacks, 89% adversarial examples from FGSM( $\epsilon = 0.05$ ) attacks, 99% adversarial examples from C&W attacks, and 100% adversarial examples from HOP attacks can be rejected, with only 7% false alarm rates. If we would like no valid input to be mistakenly rejected, by setting the threshold as 0.001, we can still reject 14% misclassified inputs, 7% adversarial examples from FGSM( $\epsilon = 0.1$ ) attacks, 10% adversarial examples from FGSM( $\epsilon = 0.05$ ) attacks, 53% adversarial examples from C&W attacks, and 90% adversarial examples from HOP attacks, with 0 false alarm.

Moreover, each call to `isrobust` in incomplete verification costs less than 1s on the given network, and has polynomial time complexity wrt. the number of neurons, which means it has potential to be deployed at runtime.

#### Observation on CNN.

We have also conducted experiments on Convolutional Neural Networks (CNN). They are significantly larger than the network FNN-MNIST, such that complete verification methods can hardly compute robustness radius in a reasonable time. Thus we only tried incomplete verification. Our experiments on CNN are conducted on two datasets: MNIST [22] and CIFAR10 [20].

We trained a CNN (denoted as CNN-MNIST) on MNIST of 7 layers: the input layer, a convolutional layer with 6 filters of size  $3 \times 3$ , a max-pooling layer of (2, 2), a convolutional layer with 16 filters of size  $3 \times 3$ , a max-pooling layer of (2, 2), a fully connected layer of 128 neurons and an output layer with 10 labels. The accuracy is 98.62%.

As in Section 3-A, we utilize ERAN with DeepZono domain [30] to compute the approximate robustness radii of the

first 100 inputs from each of the six categories. Figure 5 shows the number of inputs, the approximate robustness radii of which are above a given value. We can see that the computed approximate robustness radii of all inputs are much smaller (i.e.,  $\leq 0.04$ ) than those computed on the small network FNN-MNIST. We do not know whether the approximate robustness radii are close to the exact robustness radii, which we cannot get even after several days of computation. However, most importantly, the characteristics of approximate robustness radii of inputs of different categories are the same as exact robustness radii. That is the approximate robustness radii of valid inputs (i.e., the red line) are much larger than that of other inputs. In fact, if we set the threshold as 0.01, we can reject 75% misclassified clean data, 95% FGSM adversarial examples where  $\epsilon = 0.1$ , 100% FGSM adversarial examples where  $\epsilon = 0.05$ , 100% C&W adversarial examples, and 100% HOP adversarial examples, and only 3% valid inputs.

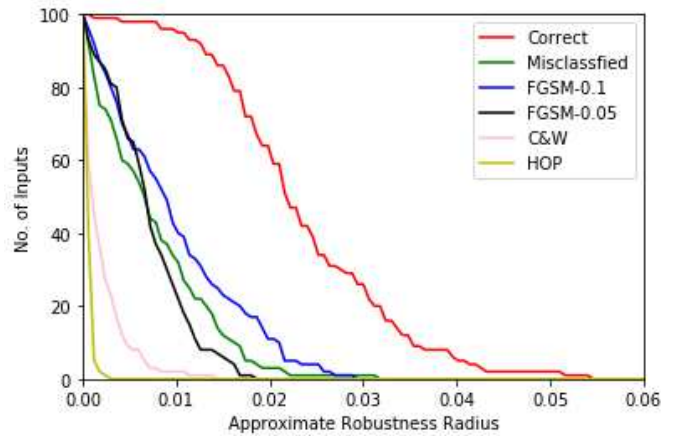


Figure 4. The numbers of inputs which have a larger approximate robustness radius on FNN-MNIST than a given value

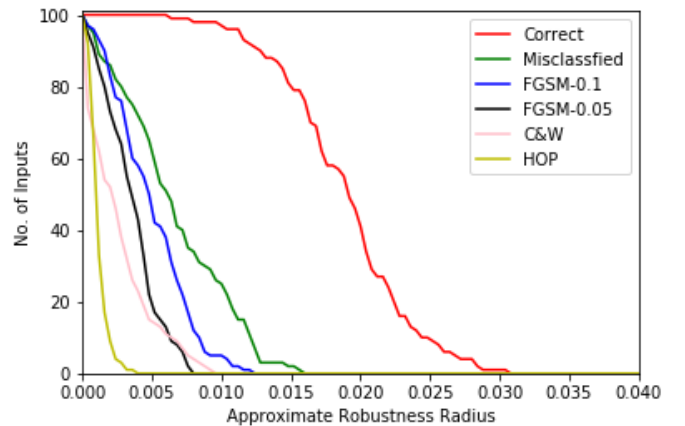


Figure 5. The numbers of inputs which have a larger approximate robustness radius on CNN-MNIST than a given value

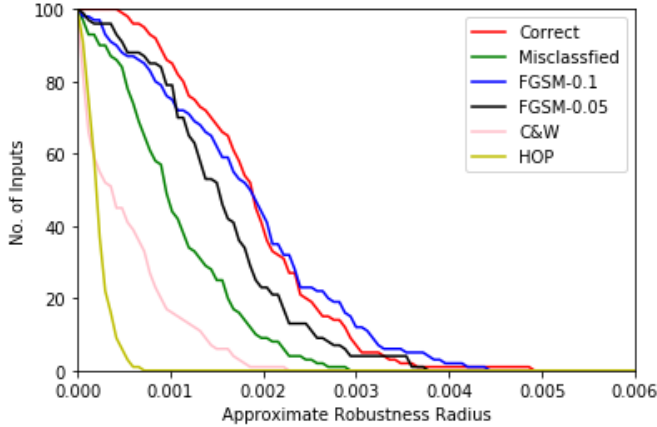


Figure 6. The numbers of inputs which have a larger approximate robustness radius on CNN-CIFAR than a given value

We trained a LeNet-5 [22] CNN (denoted as CNN-CIFAR in this paper) on CIFAR10 of 8 layers: the input layer, a convolutional layer with 6 filters of size  $5 \times 5$ , a max-pooling layer of (2, 2), a convolutional layer with 16 filters of size  $5 \times 5$ , a max-pooling layer of (2, 2), two fully connected layers of 120 and 84 neurons respectively, an output layer with 10 labels. The accuracy is 73.66%.

Figure 6 shows the results of the first 100 inputs of each category in CIFAR10 test database. Even though the approximate robustness radii of the valid inputs are significantly larger than those of misclassified inputs and adversarial examples from C&W and HOP attacks, but are almost indistinguishable from FGSM attacks. We believe that the reason is the accuracy of the network is too low such that it leaves big “holes” for adversarial examples in the input space. There are CNNs [16], [39] that have high accuracies on CIFAR10. But these networks usually adopt layers other than fully-connected, convolutional and max-pooling layers and are out of the scope of this paper and beyond the ability of current local robustness verifiers [19], [36], [?], [30]. Thus we cannot testify our assumption. However, our method is valuable at least on small networks, which can also be deployed in real life.

To confirm our observations, we trained more FNNs and CNNs of various structures and conducted the same measure. Table I shows the results. In the table, on each network, we show its training dataset (column Dataset), network structure (column Network), where  $(3 \times 30, 10_1)$  describes three fully connected layers of 30 neurons with an output layer of 10 neurons (i.e., FNN-MNIST), and the subscript 1 is just to distinguish different networks with the same structure. The network  $(6^{(3,3)}, 16^{(3,3)}, 128, 10_1)$  describes a CNN with a convolutional layer of 6 filter of  $3 \times 3$ , a convolutional layer of 16 filters of  $3 \times 3$ , a fully connected layer of 128 neurons and an output layer of 10 neurons (i.e., CNN-MNIST). The network  $(6^{(5,5)}, 16^{(5,5)}, 120, 84, 10)$  describes CNN-CIFAR. For each network structure, we adopted different activation functions (column Activation). The table also shows the accuracy on

the test dataset (column Acc.) and the average approximate robustness radii of the first 10 inputs in the test dataset of six categories: correctly classified inputs (column Valid), misclassified inputs (column Mis.), adversarial examples from FGSM attacks with  $\epsilon = 0.1$ , FGSM attacks with  $\epsilon = 0.05$ , C&W attacks and HOP attacks. We chose 10 because we believe that 10 is enough to compare the average values, and generating adversarial attacks e.g., HOP can be very time-consuming. The average running time of each call to `isrobust` is also recorded in column Time(s). The column P-value will be explained later (see Section 5). From the table, we can see that our observation is valid on all trained networks. That is, the approximate robustness radii of valid inputs are much more than misclassified inputs and adversarial examples, especially those from strong attacks. The running time for each call to `isrobust` is also short enough (mostly below 1s) to be deployed at runtime.

Our experiments can be easily reproduced since we only use open source tools with a little modification (e.g., Algorithm 1). The modified code and all trained networks in this paper have been uploaded as complementary materials. Even though we believe that people can easily reproduce our experiments with their own trained networks.

#### 4. INPUT VALIDATION WITH OBSERVATION I

Based on our first observation, we design an algorithm to validate the inputs of a neural network at runtime to protect it from adversarial examples and improve its accuracy.

A naive idea is to set a threshold and reject all inputs the approximate robustness radii of which are below it. We call this method *validation by threshold*. However, it is non-trivial to choose the threshold. One solution is to set the threshold according to the maximal false alarm rate that can be tolerated, which depends on the application. ROC curve plots the true alarm rate against the false alarm rate at various threshold settings. Figure 7 shows the ROC curves of the network CNN-MNIST and CNN-CIFAR on the first 100 inputs from each category. The result on MNIST is good on all kinds of adversarial examples. However, on CIFAR10, our method is not very helpful on FGSM attacks. The reason, we believe, is that the accuracy of our CNN on CIFAR10 is not high enough. Until now, we have only studied the first 100 inputs in each category. In Table II, we show the effect of different choices of thresholds on the network CNN-MNIST on the first 100 and random 100 inputs in each category. To be more specific, we show with different thresholds (column Th.), the percentage of rejected valid inputs (column Vic.), the percentage of rejected misclassified inputs (column W.), and the rejected adversarial examples from FGSM attack with  $\epsilon = 0.1$  (column F (0.1)), FGSM attack with  $\epsilon = 0.05$  (column F (0.05)), C&W attack and HOP attack. The result of the first 100 inputs and random 100 inputs are on the left and right sides of “/” respectively in each cell. This table shows that the observation of the first 100 inputs of each category are also valid in the whole test database.

TABLE I  
THE AVERAGE ROBUSTNESS RADIUS AND P-VALUE OF DIFFERENT NETWORKS

DATASET	NETWORK	ACTIVATION	Acc.	VALID	Mis.	FGSM(0.1)	FGSM(0.05)	C&W	HOP	P-VALUE	TIME(S)
MNIST	$3 \times 30, 10_1$	RELU	95.82	0.0227	0.0056	0.0091	0.0066	0.0020	0.0009	0.033	0.242
MNIST	$3 \times 30, 10_2$	RELU	96.49	0.0183	0.0069	0.0087	0.0065	0.0020	0.0009	0.026	0.239
MNIST	$3 \times 30, 10_3$	RELU	96.55	0.0194	0.0069	0.0078	0.0048	0.0027	0.0007	<0.001	0.241
MNIST	$3 \times 50, 10$	RELU	96.80	0.0176	0.0047	0.0090	0.0068	0.0013	0.0009	0.140	0.143
MNIST	$3 \times 100, 10$	RELU	97.49	0.0162	0.0070	0.0080	0.0054	0.0023	0.0010	0.916	0.357
MNIST	$4 \times 100, 10$	RELU	97.37	0.0143	0.0076	0.0057	0.0051	0.0019	0.0010	0.091	0.441
MNIST	$5 \times 100, 10$	RELU	97.61	0.0127	0.0057	0.0047	0.0043	0.0013	0.0011	0.082	0.517
MNIST	$5 \times 200, 10$	RELU	97.70	0.0101	0.0054	0.0038	0.0041	0.0027	0.0010	<0.001	1.746
MNIST	$3 \times 30, 10$	SIGMOID	95.26	0.0145	0.0071	0.0074	0.0050	0.0020	0.0011	<0.001	0.251
MNIST	$3 \times 50, 10$	SIGMOID	96.15	0.0130	0.0053	0.0071	0.0050	0.0015	0.0010	0.003	0.156
MNIST	$3 \times 100, 10$	SIGMOID	97.11	0.0115	0.0057	0.0047	0.0043	0.0017	0.0008	0.142	0.408
MNIST	$4 \times 100, 10$	SIGMOID	96.86	0.0101	0.0057	0.0041	0.0042	0.0007	0.0008	0.126	0.551
MNIST	$5 \times 100, 10$	SIGMOID	96.30	0.0102	0.0023	0.0050	0.0024	0.0011	0.0008	0.492	0.670
MNIST	$5 \times 200, 10$	SIGMOID	96.90	0.0086	0.0052	0.0042	0.0033	0.0018	0.0007	0.034	2.720
MNIST	$3 \times 30, 10$	TANH	96.25	0.0081	0.0046	0.0030	0.0020	0.0016	0.0008	<0.001	0.255
MNIST	$3 \times 50, 10$	TANH	96.98	0.0070	0.0032	0.0034	0.0034	0.0008	0.0007	<0.001	0.156
MNIST	$3 \times 100, 10$	TANH	97.42	0.0059	0.0024	0.0034	0.0026	0.0011	0.0007	0.713	0.408
MNIST	$4 \times 100, 10$	TANH	97.80	0.0046	0.0026	0.0017	0.0021	0.0013	0.0008	0.307	0.550
MNIST	$5 \times 100, 10$	TANH	97.62	0.0035	0.0020	0.0024	0.0016	0.0008	0.0007	0.022	0.681
MNIST	$5 \times 200, 10$	TANH	97.52	0.0028	0.0015	0.0015	0.0010	0.0007	0.0007	0.142	2.736
MNIST	$6^{(3,3)}, 16^{(3,3)}, 128, 10_1$	RELU	98.62	0.0175	0.0064	0.0055	0.0032	0.0021	0.0011	0.828	0.232
MNIST	$6^{(3,3)}, 16^{(3,3)}, 128, 10_2$	RELU	98.29	0.0188	0.0061	0.0049	0.0040	0.0034	0.0019	0.492	0.253
MNIST	$6^{(3,3)}, 16^{(3,3)}, 128, 10_3$	RELU	98.45	0.0174	0.0065	0.0051	0.0029	0.0030	0.0019	0.622	0.213
MNIST	$3^{(3,3)}, 8^{(3,3)}, 128, 10$	RELU	97.45	0.0239	0.0092	0.0089	0.0080	0.0025	0.0021	<0.001	0.073
MNIST	$12^{(3,3)}, 32^{(3,3)}, 128, 10$	RELU	98.99	0.0170	0.0059	0.0051	0.0032	0.0027	0.0019	0.333	0.754
MNIST	$6^{(3,3)}, 16^{(3,3)}, 128, 10$	SIGMOID	98.45	0.0178	0.0045	0.0053	0.0045	0.0017	0.0018	0.773	0.344
MNIST	$3^{(3,3)}, 8^{(3,3)}, 128, 10$	SIGMOID	97.78	0.0249	0.0081	0.0102	0.0060	0.0037	0.0022	0.068	0.119
MNIST	$12^{(3,3)}, 32^{(3,3)}, 128, 10$	SIGMOID	98.85	0.0172	0.0061	0.0038	0.0059	0.0016	0.0019	0.522	1.318
MNIST	$6^{(3,3)}, 16^{(3,3)}, 128, 10$	TANH	98.73	0.0039	0.0013	0.0022	0.0015	0.0006	0.0006	0.188	0.369
MNIST	$3^{(3,3)}, 8^{(3,3)}, 128, 10$	TANH	98.56	0.0103	0.0036	0.0042	0.0024	0.0014	0.0012	0.314	0.124
MNIST	$12^{(3,3)}, 32^{(3,3)}, 128, 10$	TANH	99.11	0.0037	0.0017	0.0024	0.0013	0.0004	0.0006	0.001	1.488
CIFAR10	$6^{(5,5)}, 16^{(5,5)}, 120, 84, 10$	RELU	73.66	0.0017	0.0009	0.0017	0.0016	0.0003	0.0002	0.005	1.680
CIFAR10	$6^{(5,5)}, 16^{(5,5)}, 120, 84, 10$	SIGMOID	65.30	0.0025	0.0014	0.0029	0.0022	0.0005	0.0004	0.839	2.418
CIFAR10	$6^{(5,5)}, 16^{(5,5)}, 120, 84, 10$	TANH	70.68	0.0008	0.0005	0.0009	0.0007	0.0002	0.0002	0.390	2.443

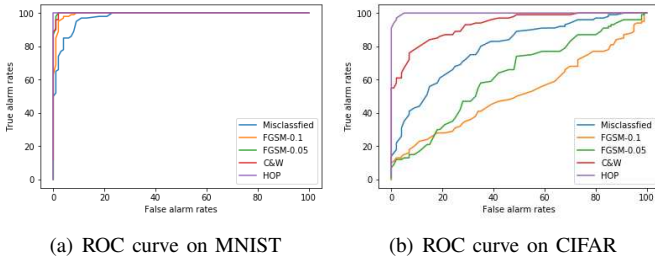


Figure 7. ROC curves on MNIST and CIFAR

TABLE II  
THE REJECTION RATES WITH DIFFERENT THRESHOLDS

Th.	Vic.	W	F (0.1)	F (0.05)	C&W	HOP
0.002	0/0	14/14	17/13	27/24	48/47	91/99
0.004	0/0	28/29	42/38	57/56	77/79	100/100
0.006	0/0	49/48	62/59	87/79	89/89	100/100
0.008	2/1	66/69	88/79	100/95	96/99	100/100
0.010	3/4	75/80	95/97	100/99	100/100	100/100
0.012	8/7	89/90	99/100	100/100	100/100	100/100
0.014	13/16	97/95	100/100	100/100	100/100	100/100
0.016	24/28	100/100	100/100	100/100	100/100	100/100

The benefit of *validation by threshold* is that once the threshold is decided, we just need to call `isrobust` once to test whether the approximate robustness radius of an input is above the

threshold.

## 5. OBSERVATION ON THE DISTRIBUTION OF APPROXIMATE ROBUSTNESS RADII OF VALID INPUTS

One thing concerns us: if the attackers have the knowledge of our neural network and our detection method, they can generate adversarial examples with large approximate robustness radii on purpose (even though we believe that such adversarial examples can be hardly found on a neural network with high accuracy). To avoid this, we study further whether the approximate robustness radii of valid inputs follow a certain distribution. If they do, then the attackers not only need to generate adversarial examples with large enough robustness radii, but also need to make sure that such robustness radii follow a certain distribution, which is much harder.

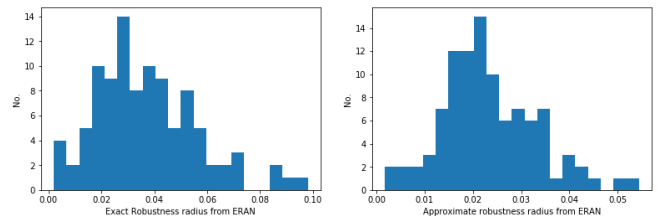


Figure 8. Distribution of exact/approximate robustness radii of valid inputs

---

**Algorithm 2** Validation by distribution

---

**Input:** network  $f$ , input  $\vec{x}$   
 $Q$  = a queue (the size of which is  $s$ ) of valid inputs  
**repeat**  
  **Input:** input  $\vec{x}$   
   $Q.append(\vec{x})$   
  **if**  $test(Q)$  **then**  
     $del\ Q[0]$   
  **else**  
     $del\ Q[s]$   
  **end if**  
**until** END OF INPUT

---

Figure 8 shows the histogram of the density of exact/approximate robustness radii from ERAN of the first 100 valid inputs on the network FNN-MNIST. By observing the figure, the exact and approximate robustness radii seem follow a similar distribution. One thought is that they follow a normal distribution. To test that, we compute the approximate robustness radii of the first 100 valid inputs for all networks in Table I. We test whether they follow a normal distribution by D’Agostino and Pearson’s test [8], which returns a p-value<sup>1</sup> (shown in column P-value in Table I). If the p-value is larger than 0.05, then it is possible that they follow a normal distribution. We can see that 25 networks follow normal distributions, but 9 not. We cannot give a conclusion on what factors make the difference, but it seems that a medium size network with high accuracy usually enjoys this property. It is worth mentioning that the exact robustness radii of the FNN-MNIST network do not pass the D’Agostino and Pearson’s test either, the same as its approximate robustness radii, even though they look like a normal distribution in Figure 8. Given randomness, not all data in real life can pass a normality test even if the natural process behind it follows a normal distribution.

## 6. INPUT VALIDATION WITH OBSERVATION II

If the approximate robustness radii of the valid inputs on a network follow a normal distribution, we can utilize this to validate inputs, which is called *validation by distribution*.

The new algorithm is shown in Algorithm 2. It maintains a sliding window [29] of size  $s$  containing the inputs believed to be valid. When a new input comes, the algorithm checks whether it breaks the original normal distribution by function  $test$ . If it does, then this new input is deleted ( $del\ Q[s]$ ), otherwise the first element is deleted ( $del\ Q[0]$ ), thus the window slides. The design of function  $test$  is heuristic, and we propose the one below

$$Q[s] \geq \sigma_0 \vee pvalue(Q[0 : s - 1]) - pvalue(Q[1 : s]) \leq \sigma_1$$

This function combines our two observations. It returns true if the approximate robustness radius of the last input is larger than a threshold  $\sigma_0$  (from Observation I) or the p-value of the new sliding window  $pvalue(Q[1 : s])$  does not drop sharply

<sup>1</sup>In statistics, p-value (or probability value) is the probability of obtaining the observed results of a test, assuming that the null hypothesis is correct.

from the last one  $pvalue(Q[0 : s - 1])$  (from Observation II). On the network CNN-MNIST, we set  $s = 50$ ,  $\sigma_0 = 0.014$  and  $\sigma_1 = 0.001$  (the size  $s = 50$  is typical for normality test,  $\sigma_0$  and  $\sigma_1$  depend on the observation on the specific neural network). To test this algorithm, we take 100 valid inputs, 1 misclassified input (because the accuracy is 98.62%), and 100 adversarial examples from each of the four types of attacks (which totally makes 400) as the inputs. If all the inputs come in sequence, our algorithm can reject all adversarial examples and the misclassified input, with only 3 valid inputs rejected. However, if we shuffle the inputs randomly, the average rejected valid inputs are 5 and adversarial examples are 28 respectively (by 10 times experiments). Actually, in both cases, the first condition ( $Q[s] \geq \sigma_0$ ) accepts 87 valid inputs and rejects all invalid inputs. The second condition accounts for other accepted valid inputs and false positives.

The experimental results imply that *input validation by distribution* is only suitable for the attack where continuous adversarial examples are needed.

The disadvantage of this method is that it needs to compute the approximate robustness radius with Algorithm 1 which needs several iterative calls to `isrobust`, which takes more time. However, the time complexity of `isrobust` for incomplete verification is polynomial wrt. the number of neurons, and the potential of its speed is far from fully explored (e.g., GPU is not utilized).

## 7. RELATED WORK

Some researchers focus on finding new adversarial attacks. According to whether the attackers have all knowledge about the target neural networks, adversarial attacks can be divided into two types: white-box attack and black-box attack. Most adversarial attacks including the first one (i.e., L-BFGS [34]) are white-box attacks. White-box attacks can be fast (e.g., FGSM [14]) and strong (i.e., to find the adversarial examples close to the original inputs, e.g., DeepFool [26], C&W [4], Ground-truth attack [3]). Black-box attacks usually need more computational power (e.g., Hopskipjump attack [6], ZOO [7]). Because of transferability [28], white-box attacks can be transformed to black-box.

There are many countermeasures for adversarial attacks, among which, verification and adversarial detection are mostly related to our work.

Verification methods check whether a neural network satisfies a given formally defined property before it is deployed. Such properties include safety constraints [19] and robustness [11], [10]. However, due to the non-linearity of activation functions, complete verification is NP-hard, and thus can hardly scale. Incomplete verification sacrifices the ability to falsify a property so as to gain performance. Current incomplete verifiers [36], [32] can deal with neural networks of thousands of neurons in seconds. However, both verifications can only prove local robustness properties [17], rather than global robustness properties. Thus these verifiers can only give metrics on evaluating how robust a neural network is, rather than proving that a neural network is robust.



Adversarial detection methods make use of characteristics of adversarial examples. [12] found that the uncertainty of adversarial examples to be higher than clean data, and utilized a Bayesian neural network to estimate that. [33] found the distribution of adversarial examples is different from clean data. Compared to their methods focusing on the inputs, our method computes the accumulative gradients information of the neural network in the regions around the inputs. [35] proposed to detect adversarial examples by mutation test based on the belief that they are not robust to mutations. Their method shares the similar intuition with our method, that is, the adversarial examples must be some corner cases in the input space. However, we utilize local robustness verification which takes the whole region around an input into account instead of testing which considers some points near an input. [23] distinguishes adversarial examples from clean data by the threshold of their values on each ReLU layer. [15] proposed to detect novel inputs by observing the hidden layers, i.e., whether they are outside the value ranges during training.

*Comparison with other works on effectiveness.* Given the fact that these aforementioned works are not open source and the results in their papers are often given in the form of graphs (like ROC curve), it is hard to have a fair comparison with their results. However, from the results in their papers, our method is comparable (if not better) with their work, especially on strong attacks.

## 8. CONCLUSION

Neural networks are known to be vulnerable to adversarial examples, which can cause serious safety and security issues. Current techniques can hardly verify the robustness of a neural network for all possible inputs. Thus to detect adversarial examples at run-time is an important way to protecting the systems with neural networks.

We believe that a well trained neural network does not leave big "holes" for natural misclassified inputs and adversarial examples, which results in small robustness radii of these inputs. Based on this belief, we conducted empirical study on the exact/approximate robustness radii of valid inputs, natural misclassified inputs and adversarial examples from various attacks. We have the following two observations: (1) the exact/approximate robustness radii of valid inputs are much larger than those of misclassified inputs and adversarial examples, especially those from strong attacks; (2) the approximate robustness radii of valid inputs often follow a normal distribution.

Based on the two observations, we propose to leverage local robustness verification to validate inputs. The first method is validation by threshold, which can improve the accuracy of neural networks and protecting them from adversarial examples. Moreover, this method allows the users to set the threshold as they wish based on the maximal false alarm rate that can be tolerated. The second method is validation by distribution. It is suitable for detecting continuous attacks. Our experiments show that both methods are effective.

## 9. ACKNOWLEDGEMENT

This work has been partially supported by National Natural Science Foundation of China (Grant No.62002363), and the Natural Science Foundation of Hunan Province of China (Grant No. 2021JJ40698).

## REFERENCES

- [1] Michael E Akintunde, Andreea Kevorchian, Alessio Lomuscio, and Edoardo Pirovano. Verification of rnn-based neural agent-environment systems. In *Proceedings of the 33th AAAI Conference on Artificial Intelligence (AAAI19)*. Honolulu, HI, USA. AAAI Press. To appear, 2019.
- [2] John Bradshaw, Alexander G de G Matthews, and Zoubin Ghahramani. Adversarial examples, uncertainty, and transfer testing robustness in gaussian process hybrid deep networks. *arXiv preprint arXiv:1707.02476*, 2017.
- [3] Nicholas Carlini, Guy Katz, Clark Barrett, and David L Dill. Ground-truth adversarial examples. 2018.
- [4] Nicholas Carlini and David Wagner. Towards evaluating the robustness of neural networks. In *2017 IEEE Symposium on Security and Privacy (SP)*, pages 39–57. IEEE, 2017.
- [5] Davide Castelvecchi. Can we open the black box of ai? *Nature News*, 538(7623):20, 2016.
- [6] Jianbo Chen, Michael I Jordan, and Martin J Wainwright. Hopskipjumpattack: A query-efficient decision-based attack. *arXiv preprint arXiv:1904.02144*, 2019.
- [7] Pin-Yu Chen, Huan Zhang, Yash Sharma, Jinfeng Yi, and Cho-Jui Hsieh. Zoo: Zeroth order optimization based black-box attacks to deep neural networks without training substitute models. In *Proceedings of the 10th ACM Workshop on Artificial Intelligence and Security*, pages 15–26. ACM, 2017.
- [8] Ralph D’Agostino and Egon S Pearson. Tests for departure from normality. empirical results for the distributions of  $b^2$  and  $b^1$ . *Biometrika*, 60(3):613–622, 1973.
- [9] Ankush Desai, Shromona Ghosh, Sanjit A Seshia, Natarajan Shankar, and Ashish Tiwari. Soter: programming safe robotics system using runtime assurance. *arXiv preprint arXiv:1808.07921*, 2018.
- [10] Souradeep Dutta, Susmit Jha, Sriram Sankaranarayanan, and Ashish Tiwari. Output range analysis for deep feedforward neural networks. In *NASA Formal Methods Symposium*, pages 121–138. Springer, 2018.
- [11] Rüdiger Ehlers. Formal verification of piece-wise linear feed-forward neural networks. In Deepak D’Souza and K. Narayan Kumar, editors, *Automated Technology for Verification and Analysis*, pages 269–286, Cham, 2017. Springer International Publishing.
- [12] Reuben Feinman, Ryan R Curtin, Saurabh Shintre, and Andrew B Gardner. Detecting adversarial samples from artifacts. *arXiv preprint arXiv:1703.00410*, 2017.
- [13] Timon Gehr, Matthew Mirman, Dana Drachler-Cohen, Petar Tsankov, Swarat Chaudhuri, and Martin Vechev.

- Ai2: Safety and robustness certification of neural networks with abstract interpretation. In *2018 IEEE Symposium on Security and Privacy (SP)*, pages 3–18. IEEE, 2018.
- [14] Ian J Goodfellow, Jonathon Shlens, and Christian Szegedy. Explaining and harnessing adversarial examples. *arXiv preprint arXiv:1412.6572*, 2014.
- [15] Thomas A Henzinger, Anna Lukina, and Christian Schilling. Outside the box: Abstraction-based monitoring of neural networks. *arXiv preprint arXiv:1911.09032*, 2019.
- [16] Jie Hu, Li Shen, and Gang Sun. Squeeze-and-excitation networks. In *Proceedings of the IEEE conference on computer vision and pattern recognition*, pages 7132–7141, 2018.
- [17] Xiaowei Huang, Marta Kwiatkowska, Sen Wang, and Min Wu. Safety verification of deep neural networks. In *International Conference on Computer Aided Verification*, pages 3–29. Springer, 2017.
- [18] Andrew Ilyas, Shibani Santurkar, Dimitris Tsipras, Logan Engstrom, Brandon Tran, and Aleksander Madry. Adversarial examples are not bugs, they are features. *arXiv preprint arXiv:1905.02175*, 2019.
- [19] Guy Katz, Clark Barrett, David L Dill, Kyle Julian, and Mykel J Kochenderfer. Reluplex: An efficient smt solver for verifying deep neural networks. In *International Conference on Computer Aided Verification*, pages 97–117. Springer, 2017.
- [20] Alex Krizhevsky, Vinod Nair, and Geoffrey Hinton. Cifar-10 (canadian institute for advanced research). 2009.
- [21] Yann LeCun, Yoshua Bengio, and Geoffrey Hinton. Deep learning. *nature*, 521(7553):436–444, 2015.
- [22] Yann LeCun, Léon Bottou, Yoshua Bengio, Patrick Haffner, et al. Gradient-based learning applied to document recognition. *Proceedings of the IEEE*, 86(11):2278–2324, 1998.
- [23] Jiajun Lu, Theerasit Issaranon, and David Forsyth. Safetynet: Detecting and rejecting adversarial examples robustly. In *Proceedings of the IEEE International Conference on Computer Vision*, pages 446–454, 2017.
- [24] Bo Luo, Yannan Liu, Lingxiao Wei, and Qiang Xu. Towards imperceptible and robust adversarial example attacks against neural networks. In *Thirty-Second AAAI Conference on Artificial Intelligence*, 2018.
- [25] Dongyu Meng and Hao Chen. Magnet: a two-pronged defense against adversarial examples. 2017.
- [26] Seyed-Mohsen Moosavi-Dezfooli, Alhussein Fawzi, and Pascal Frossard. Deepfool: a simple and accurate method to fool deep neural networks. In *Proceedings of the IEEE conference on computer vision and pattern recognition*, pages 2574–2582, 2016.
- [27] Maria-Irina Nicolae, Mathieu Sinn, Minh Ngoc Tran, Beat Buesser, Ambrish Rawat, Martin Wistuba, Valentina Zantedeschi, Nathalie Baracaldo, Bryant Chen, Heiko Ludwig, Ian Molloy, and Ben Edwards. Adversarial robustness toolbox v1.0.1. *CoRR*, 1807.01069, 2018.
- [28] Nicolas Papernot, Patrick McDaniel, and Ian Goodfellow. Transferability in machine learning: from phenomena to black-box attacks using adversarial samples. *arXiv preprint arXiv:1605.07277*, 2016.
- [29] Umaa Rebbapragada, Pavlos Protopapas, Carla E Brodley, and Charles Alcock. Finding anomalous periodic time series. *Machine learning*, 74(3):281–313, 2009.
- [30] Gagandeep Singh, Timon Gehr, Matthew Mirman, Markus Püschel, and Martin Vechev. Fast and effective robustness certification. In *Advances in Neural Information Processing Systems*, pages 10802–10813, 2018.
- [31] Gagandeep Singh, Timon Gehr, Markus Püschel, and Martin Vechev. Boosting robustness certification of neural networks. 2018.
- [32] Gagandeep Singh, Timon Gehr, Markus Püschel, and Martin Vechev. An abstract domain for certifying neural networks. *Proceedings of the ACM on Programming Languages*, 3(POPL):41, 2019.
- [33] Yang Song, Taesup Kim, Sebastian Nowozin, Stefano Ermon, and Nate Kushman. Pixeldefend: Leveraging generative models to understand and defend against adversarial examples. *arXiv preprint arXiv:1710.10766*, 2017.
- [34] Christian Szegedy, Wojciech Zaremba, Ilya Sutskever, Joan Bruna, Dumitru Erhan, Ian J. Goodfellow, and Rob Fergus. Intriguing properties of neural networks. In *2nd International Conference on Learning Representations, ICLR 2014, Banff, AB, Canada, April 14-16, 2014, Conference Track Proceedings*, 2014.
- [35] Jingyi Wang, Jun Sun, Peixin Zhang, and Xinyu Wang. Detecting adversarial samples for deep neural networks through mutation testing. *arXiv preprint arXiv:1805.05010*, 2018.
- [36] Shiqi Wang, Kexin Pei, Justin Whitehouse, Junfeng Yang, and Suman Jana. Formal security analysis of neural networks using symbolic intervals. In *27th USENIX Security Symposium (USENIX Security 18)*, pages 1599–1614, 2018.
- [37] Yizhen Wang, Somesh Jha, and Kamalika Chaudhuri. Analyzing the robustness of nearest neighbors to adversarial examples. *arXiv preprint arXiv:1706.03922*, 2017.
- [38] Tsui-Wei Weng, Huan Zhang, Pin-Yu Chen, Jinfeng Yi, Dong Su, Yupeng Gao, Cho-Jui Hsieh, and Luca Daniel. Evaluating the robustness of neural networks: An extreme value theory approach. *arXiv preprint arXiv:1801.10578*, 2018.
- [39] Saining Xie, Ross Girshick, Piotr Dollár, Zhuowen Tu, and Kaiming He. Aggregated residual transformations for deep neural networks. In *Proceedings of the IEEE conference on computer vision and pattern recognition*, pages 1492–1500, 2017.
- [40] Xiaoyong Yuan, Pan He, Qile Zhu, and Xiaolin Li. Adversarial examples: Attacks and defenses for deep learning. *IEEE transactions on neural networks and learning systems*, 2019.