

Shipper Cooperation in Stochastic Drone Delivery: A Dynamic Bayesian Game Approach

Suttinee Sawadsitnag, Dusit Niyato, *Fellow, IEEE*, Puay-Siew Tan, Ping Wang, *Senior Member, IEEE*, and Sarana Nutanong, *Member, IEEE*

Abstract—With the recent technological innovation, unmanned aerial vehicles, known as drones, have found numerous applications including package and parcel delivery for shippers. Drone delivery offers benefits over conventional ground-based vehicle delivery in terms of faster speed, lower cost, more environment-friendly, and less manpower needed. However, most of existing studies on drone delivery planning and scheduling focus on a single shipper and ignore uncertainty factors. As such, in this paper, we consider a scenario that multiple shippers can cooperate to minimize their drone delivery cost. We propose the Bayesian Shipper Cooperation in Stochastic Drone Delivery (BCoSDD) framework. The framework is composed of three functions, i.e., package assignment, shipper cooperation formation and cost management. The uncertainties of drone breakdown and misbehavior of cooperative shippers are taken into account by using multistage stochastic programming optimization and dynamic Bayesian coalition formation game. We conduct extensive performance evaluation of the BCoSDD framework by using customer locations from Solomon benchmark suite and a real Singapore logistics industry. As a result, the framework can help the shippers plan and schedule their drone delivery effectively.

Index Terms—UAV, drone delivery, Shipper Cooperation, Bayesian coalition formation game, uncertainties

I. INTRODUCTION

The market size of e-commerce has rapidly increased the demand of logistics industry. The global e-commerce logistics market will expand from US\$122.2 billion in 2014 to US\$781 billion in 2024 [1]. Accordingly, a package delivery service becomes the most important business function in logistics. Suppliers, which can be referred to as shippers, need to handle massive package delivery demands while maintaining high customer satisfaction. While majority of the package delivery is done through ground-based vehicles, e.g., trucks, ariel delivery using drones emerges as a promising solution because of the cost efficiency, reliability, and energy consumption. Drones have been on trial and adopted for small package delivery by many companies such as Amazon (2013), DHL (2013), Alibaba (2015), JD.com (2017), and Japan Post (2018). However, drone delivery is not always an optimal solution. It

has some major limitations including limited flying distance, limited time, and weight capacity. Therefore, drone delivery is expected to be combined with other delivery services such as outsourcing package delivery to a third-party carrier. This combined delivery becomes an appropriate option for shippers to meet customers' needs while maintaining low cost and high reliability.

Alternatively, logistics business partnership becomes a viable choice of reducing cost and improving delivery efficiency. Multiple shippers can cooperate and form a pool of delivery resources including depots, manpower, and drones [2]. For example, a cooperative shipper can use vehicles to serve its customers and when the vehicles are not used, they can be utilized by the other cooperative shippers. This opportunistic logistics resource sharing can clearly improve the resource utilization and hence profitability.

With the cooperation among shippers with drones, the shippers need to answer the following questions: (i) should the shippers cooperate with other shippers? (ii) which shippers should cooperate with? (iii) how can the shippers with cooperation absorb the delivery cost in a fair manner? and (iv) how many drones are required and how to assign packages to the drones or to use an outsource carrier. To address these questions, we therefore propose the Bayesian Shipper Cooperation in Stochastic Drone Delivery (BCoSDD) framework for helping shippers to strategize their delivery planning and resource sharing [3]. The contributions of this paper are summarized as follows.

- In the proposed BCoSDD framework, we introduce the package assignment based on multistage stochastic programming optimization. The package assignment takes the uncertainty of the drone breakdown into account to assign packages to be delivered by drones with the lowest cost while meeting all customers' demand. While the original problem of the package assignment is non-linear, we reformulate the problem into a linear one that can be solved more efficiently.
- We propose a shipper cooperation management. Specifically, a cooperation decision making process of the shippers is modeled as a static and a dynamic Bayesian coalition formation game, respectively. The static Bayesian coalition formation game is applied when the belief about the shippers is known a priori. Alternatively, the dynamic Bayesian coalition formation game is applied when the shippers have to observe and learn behaviors of the other shippers without complete belief. We analyze the stability of the shipper cooperation analytically and

S. Sawadsitnag and D. Niyato are with the School of Computer Science and Engineering, Nanyang Technological University, Singapore, 639798, e-mail: (e-mail: suttinee002@e.ntu.edu.sg; dniyato@ntu.edu.sg; wangping@ntu.edu.sg).

P.-S. Tan is with the Singapore Institute of Manufacturing Technology, Singapore 638075 (e-mail: pstan@simtech.a-star.edu.sg).

P. Wang is with the Department of Electrical Engineering and Computer Science, York University, Canada (e-mail: pingw@yorku.ca).

S. Nutanong is with the Vidyasirimedhi Institute of Science and Technology, Rayong 21210, Thailand (e-mail: snutanon@vistec.ac.th).

Color versions of one or more of the figures in this paper are available online at <http://ieeexplore.ieee.org>.

also present an algorithm to reach the stable solution. Moreover, in reality, some shippers may misbehave in the cooperation, e.g., a shipper may not deliver a package as it is assigned, the algorithm is thus designed to learn the shippers' behavior and allow honest shippers to form the cooperation effectively.

- Among the shippers cooperating with each other, the incurred cost will be distributed. We therefore propose cost management to allow the cooperative shippers to share the cost of package delivery. The Shapley value technique is adopted to reach a fair cost sharing.

In summary, the proposed BCoSDD framework is useful for the shippers not only for their logistics resource and delivery planning, but also for reaching an optimal business partnership through cooperation to share the resources efficiently. The ultimate goals are to achieve the minimum cost and stable cooperation strategy by the shippers.

This paper is organized as follows. Section II presents the literature review of the vehicle routing problem, drone package delivery, and the cooperation in package delivery. Section III describes the system model, which consists of three components, i.e., package assignment, shipper cooperation, and cost management. The package assignment and the shipper cooperation are discussed in detail in Section IV and Section VI, respectively. After that, the dynamic algorithm for shipper cooperation formation is presented in Section VII. Section VIII explains the experiment setting and gives performance evaluation results of the proposed framework. Section IX concludes the paper.

II. RELATED WORK

Since goods distribution is one of the major tasks in supply chain, a number of studies have been conducted to address the package delivery and vehicle routing problem (VRP) [4]. However, most of existing studies concentrate on ground-based vehicle delivery, i.e., by motorcycle, car, and truck, as they are convenient, efficient, and cost-effective. In the literature, there are VRP surveys for ground-based vehicle delivery. Each of the surveys considers a specific aspect of the problem, for example, VRP with time windows [5], pick-up and delivery VRP [6], dynamic VRP [7] and stochastic VRP [8], and solution algorithms [9], [10].

Until recently, an unmanned aerial vehicle (UAV), as known as a drone, has emerged as an alternative package delivery mode. This is due to the fact that the reliability has been improved while the cost has been reduced substantially. As such, the VRP is being considered again for the drone delivery. Sundar *et al.* [11] proposed an approximation algorithm for a single drone routing. The drone is assumed to depart from a depot and visit multiple locations before returning to the origin. The drone is allowed to stop over at different locations to refuel or recharge its energy. However, this work does not address the package delivery directly, and the proposed scheme is suitable only for surveillance applications. Murray and Chu [12] studied a package delivery problem by using the combination of one drone and one truck. Since the drone may not deliver a package to every customer due to limited payload

weight and/or flying distance, the truck can be used to serve these customers. Optimization problems are proposed to minimize the delivery time. Ferrandez *et al.* [13] also considered the joint truck and drone delivery problem. They proposed mathematical formulations for closed-form estimations. The K-mean algorithm and genetic algorithm are used to obtain the delivery solution.

Dorling *et al.* [14] considered only drones for package delivery planning. They proposed two drone routing optimization problems given the constraints of capacity, battery weight, changing and payload weight. The objectives are (i) to minimize the cost subject to delivery time constraint and (ii) to minimize the time subject to the budget cost constraint. Then, they proposed the simulated annealing (SA) heuristic algorithm to address the multi-trip drone routing problem. Hong *et al.* [15] also studied the drone-only package delivery problem. Unlike other previous studies that assume drones to fly only over roads and street, the problem focuses on the flying direction of drones, which can avoid barriers and obstacles automatically. The problem is formulated as mix-integer programming, and a heuristic algorithm is used to find the solution. However, all the above studies do not consider the uncertainty of a drone, e.g., drone breakdown, which is common in practice. In our previous work [16], a joint truck and drone delivery problem was formulated as a three-stage stochastic programming problem with the objective to minimize a set of costs while meeting the customers' delivery demand.

Since the cost is a sensitive factor in logistics industry, partnership and cooperation among shippers are seen as a viable solution to improve resource utilization in package delivery problem. Krajewska *et al.* [17] introduced the joint routing and cooperation among shippers for ground-based package delivery. They used the Shapley value to fairly distribute cost among shippers. Later on, the cooperative game theory was used in many ground-based package delivery studies [18], [19], and [20]. However, all of them concentrate on presenting different methods for cost sharing. The review of cost sharing for shipper cooperation in package delivery was presented by Guajardo and Ronnqvist [21]. Recently, Kaewpuang *et al.* [22] proposed a framework for shipper cooperation for the capacitated vehicle routing problem with time window. Instead of focusing on the cost sharing methods, they considered the overlapping coalition formation among shippers, i.e., one shipper may join multiple resource pools at the same time. The Myerson value was adopted as the solution to distribute cost among cooperative shippers.

However, it is essential to note that all previous studies of the shipper cooperation in package delivery are dedicated to the ground-based delivery. Moreover, none of them considers the shippers' misbehavior. The literature also misses the study of jointly optimizing package assignment, shipper cooperation, and cost management. Therefore, they are the focus of this paper in which the uncertainty in drone breakdown is also taken into consideration.

III. SYSTEM MODEL AND ASSUMPTIONS

This section presents the proposed BCoSDD framework in detail. The framework considers multiple shippers, and each shipper is rational and self-interested. All the shippers have the same objective that is to minimize their delivery cost while the packet delivery must be done in a specific time slot, e.g. all packages are delivered by the end of the day. The shippers can use drones to deliver a package to a customer or outsource a package delivery to a third-party carrier. The drone flies from a depot to serve the customer and returns to the depot. If a shipper outsources the package delivery to a carrier, the shipper pays a fixed cost, i.e., a fee, to the carrier. When a shipper or a coalition of shippers deliver multiple packages, the delivery cost is assumed to be cheaper than that of outsourcing package delivery. Nonetheless, outsourcing package delivery to a carrier is still needed to meet customers' demand in some cases, for example, when drones cannot serve customers which are not in the flying coverage area.

Furthermore, the shippers can cooperate and create a resource pool to minimize their delivery cost. Once the resource pool is created, a shipper can let other cooperative shippers the same pool deliver a package. In this case, the package can be transferred from one depot to another depot of different cooperative shippers to facilitate the use of drone for delivery, i.e., drone sharing. With the resource pool, the incurred cost will be distributed by the cooperative shippers forming the same pool in a fair manner.

The BCoSDD framework is composed of three components as shown in Figure 1. We first address the package assignment component for an individual shipper or a coalition of cooperative shippers, also called a coalition of shippers, by an optimization technique. Next, we present the cost management component which is done after the solution of the package assignment problem is obtained. After that, the shipper cooperation component is used to decide how the shippers should cooperate and form a coalition and a resource pool. The interactions among these components are as follows.

- 1) First, given a set of coalitions of cooperative shippers, i.e., a coalition structure, the package assignment is performed to assign packages to drones or to outsource packages to a carrier.
- 2) Second, the optimal solution of the package assignment is then used by the cost management to divide the package delivery cost among the cooperative shippers in the same group.
- 3) Third, given the cost divided among the cooperative shippers, the shipper cooperation is performed, i.e., through the merge-and-split algorithm, to achieve the stable coalition structure.

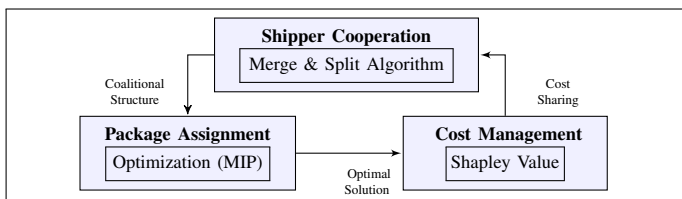


Fig. 1: The shipper cooperation in static BCoSDD framework.

IV. PACKAGE ASSIGNMENT

In this section, the package assignment is discussed in the detail. We first introduce how the package assignment process works. Then, we present the formulations of the package assignment optimization.

A. Package Delivery Operation and Scenario Tree

Let $\mathcal{P} = \{p_1, p_2, \dots, p_{|\mathcal{P}|}\}$ be a set of all shippers in the system, where $|\mathcal{P}|$ denotes the total number of shippers. Each shipper p has one depot, a set of customers denoted by C_p , and a set of drones denoted by D_p . Without loss of generality, each customer has one package to be delivered. Note that if a customer has two or more packages to be delivered, we can consider that there are multiple customers located at the same location.

The package assignment is executed for one given coalition of cooperative shippers. Let \mathcal{S} be a set of shippers that cooperate with each other, creating a resource pool and forming a coalition \mathcal{S} , i.e. $\mathcal{S} \subset \mathcal{P}$. The shippers in the same coalition allow their drones to deliver packages of each other. In this case, a shipper can transfer its packages from its depot to the depots of other shippers. Accordingly, the packages of the customers of the shippers in the same coalition will be delivered by any of the drones. For example, for $\mathcal{S} = \{p_1, p_2, p_3\}$ i.e., shippers p_1 , p_2 , and p_3 cooperate and form a coalition, the set of customers for this coalition is $\mathcal{C} = C_1 \cup C_2 \cup C_3$ and the set of drones in this coalition is $\mathcal{D} = D_1 \cup D_2 \cup D_3$. In other words, $\mathcal{C} = \{c_1, c_2, \dots, c_{|\mathcal{C}|}\}$ and $\mathcal{D} = \{d_1, d_2, \dots, d_{|\mathcal{D}|}\}$ denote the sets of customers and drones in the pool, where $|\mathcal{C}|$ and $|\mathcal{D}|$ represent the total number of customers and the total number of drones, respectively. As the drones are shared, their utilization and efficiency can be increased. Note that if the shipper does not cooperate with any other shippers, the coalition contains only one shipper in which the same package assignment still applies.

We assume that a drone can depart and return to the same depot only and cannot switch the depot. This is, for example, due to the flying program embedded in the drone. However, although the reliability of drones have been improved significantly, they are still subject to breakdown and failure, e.g., from bad weather conditions. A drone breakdown happens randomly. Thus, when a drone delivers a package to a customer, it can be successful or fail. If there is no breakdown, the drone will continue to deliver the next customer until all the assigned packages are delivered. However, if there is a breakdown, the drone cannot be used to deliver the rest of the assigned packages. In this case, the shippers have to pay penalty such as compensation to the customers of the rest of the assigned packages. Note that shippers can outsource the package delivery to a third-party carrier. However, the cost of outsourcing is typically higher than that of using their drones. Nonetheless, outsourcing can still be used, for example, if the chance of drone breakdown is high because of looming bad weather conditions.

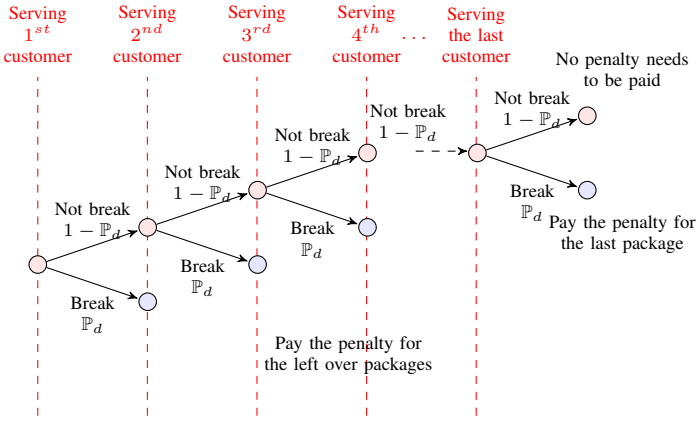


Fig. 2: An example of a scenario tree of a drone.

B. Package Assignment Formulations

We formulate the package assignment problem as a multi-stage stochastic programming optimization. Figure 2 shows a scenario tree example of the stochastic model for one drone. In the first stage, the following activities happen, i.e., the drone is reserved for the delivery, selected packages are transferred to different depots, and the shippers outsource the package delivery to the carrier. From the second stage, each of the stages is associated with the delivery of one package of a customer sequentially in which the total number of stages is $|C|^{\text{th}}$. At the transition from the current stage to the next stage, there are two possible events, i.e., the delivery is successful or fails, which is represented by a branch. If the delivery is successful, the next stage ensues. However, if the delivery fails, the penalty is paid and the transition terminates as the drone cannot be used to deliver the rest of the assigned packages. Here, \mathbb{P}_d denotes a breakdown probability of drone d , which can be calculated based on historical data.

The objective of the package assignment is to minimize the total delivery cost of a coalition of cooperative shippers, i.e., \mathbb{O}^{ST} . The multi-stage stochastic programming formulation is expressed as follows:

Minimize:

$$\mathbb{O}^{\text{ST}}(\mathcal{S}) = \mathbb{O}^{\text{DE}} + \sum_{d \in \mathcal{D}} \sum_{j=1}^{N_d} \left((1 - \mathbb{P}_d)^{j-1} \mathbb{P}_d C^{(p)} (N_d - j + 1) \right), \quad (1)$$

where

$$\begin{aligned} \mathbb{O}^{\text{DE}} = & \sum_{d \in \mathcal{D}} C_d^{(i)} W_d + \sum_{i \in \mathcal{C}, d \in \mathcal{D}, p \in \mathcal{S}} \left(C_{p,i}^{(r)} + C_{i,p}^{(r)} \right) Y_{i,d,p} \\ & + \sum_{p \in \mathcal{S}} C_p^{(t)} T_p + \sum_{i \in \mathcal{C}} C_i^{(c)} Z_i, \end{aligned} \quad (2)$$

subject to (3) - (16). Recall that the optimization formulation of the package assignment is for a given coalition \mathcal{S} . Nonetheless, we omit \mathcal{S} in the expressions and notations for the rest of this section to simply the presentation.

The delivery cost as expressed in (1) is composed of

- the initial cost of drone d , i.e., $C_d^{(i)}$,

- the routing cost of drone d to travel from the depot of shipper p to customer i , i.e., $C_{p,i}^{(r)}$,
- the cost of shipper p transferring packages among depots of the resource pool, i.e., $C_p^{(t)}$,
- the outsourcing cost per package, i.e., $C_i^{(c)}$ paid to a carrier, and
- the penalty cost when the drones fail to deliver a package, i.e., $C^{(p)}$.

There are seven decision variables in the formulation, including W_d , $Y_{i,d,p}$, Z_i , T_p , $M_{i,p,q}$, $B_{d,p}$, and N_d . The definitions of these decision variables are as follows.

- W_d is the indicator whether drone d is used or not, i.e., if $W_d = 1$, drone d will be used in the delivery, and $W_d = 0$ otherwise.
- $Y_{i,d,p}$ is the allocation variable. If $Y_{i,d,p} = 1$, customer i will be served by drone d , and the drone will depart from depot p , and $Y_{i,d,p} = 0$ otherwise.
- Z_i is the indicator whether customer i will be served by a drone or not. If $Z_i = 1$, customer i will not be served by any drone, and $Z_i = 0$ otherwise.
- T_p is the indicator whether shipper p has to transfer packages from/to other shippers or not. If $T_p = 1$, shipper p will transfer packages to another cooperative shipper, and $T_p = 0$ otherwise.
- $M_{i,p,q}$ is the indicator whether shipper p transfers the package of customer i to shipper q or not. If $M_{i,p,q} = 1$, shipper p transfers the package of customer i to shipper q , and $M_{i,p,q} = 0$ otherwise.
- $B_{d,p}$ is an auxiliary variable for imposing a drone to have only one departure and returning depot.
- N_d is the total number of customers that will be served by drone d .

The package assignment is subject to the constraints in (3) - (16).

$$\sum_{i \in \mathcal{C}, p \in \mathcal{S}} Y_{i,d,p} \leq \Delta W_d, \quad \forall d \in \mathcal{D} \quad (3)$$

$$\sum_{i \in \mathcal{C}, q \in \mathcal{S}} M_{i,p,q} \leq \Delta T_p, \quad \forall p \in \mathcal{S} \quad (4)$$

$$\sum_{i \in \mathcal{C}, q \in \mathcal{S}} M_{i,q,p} \leq \Delta T_p, \quad \forall p \in \mathcal{S} \quad (5)$$

$$a_i \sum_{p \in \mathcal{S}} Y_{i,d,p} \leq f_d, \quad \forall i \in \mathcal{C}, d \in \mathcal{D} \quad (6)$$

$$\sum_{d \in \mathcal{D}, p \in \mathcal{S}} Y_{i,d,p} + Z_i = 1, \quad \forall i \in \mathcal{C} \quad (7)$$

$$o_{i,p} - \sum_{q \in \mathcal{S}} M_{i,p,q} \leq \Delta \sum_{d \in \mathcal{D}} (Y_{i,d,p} + Z_i), \quad \forall i \in \mathcal{C}, p \in \mathcal{S} \quad (8)$$

The constraint in (3) ensures that the initial cost of a drone is paid when any packages are assigned to the drone. Note that Δ denotes a large number. The constraints in (4) and (5) ensure that the package transferring cost is paid when shippers transfer packages to the other shippers. The constraint in (6) ensures that the total weight of a package to be delivered by a drone does not exceed the capacity limit of the drone,

where drone d can carry a package with the weight up to f_d kilograms. The constraints in (7) and (8) ensure that all the customer packages are assigned to a drone, or otherwise the outsourcing cost needs to be paid. We use variable $o_{i,p} = 1$ to define that customer i belongs to shipper p , and $o_{i,p} = 0$ otherwise. We have the condition $\sum_{p \in \mathcal{P}} o_{i,p} = 1$ for all $i \in \mathcal{C}$. If $o_{i,p} = 1$, a drone that will deliver the package of customer i must depart from the depot of shipper p . Otherwise, the package must either be transferred to a new depot or outsourced to a carrier. The constraints in (9) to (11) ensure that the drone does not travel exceeding the coverage area, traveling distance limit, and traveling time limit, respectively. Here, t_i is the serving time, i.e., the time that the drone spends to search and drop a package at the destination. The drone has flying distance limits, which are up to e_d kilometers per trip and l_d kilometers per day. The average flying speed of drone d is denoted as s_d . Let $k_{i,j}$ denote the flying distance from location i to location j .

$$\sum_{p \in \mathcal{S}} Y_{i,d,p} (k_{p,i} + k_{i,p}) \leq e_d, \quad \forall i \in \mathcal{C}, d \in \mathcal{D} \quad (9)$$

$$\sum_{i \in \mathcal{C}, p \in \mathcal{S}} Y_{i,d,p} (k_{p,i} + k_{i,p}) \leq l_d, \quad \forall d \in \mathcal{D} \quad (10)$$

$$\sum_{i \in \mathcal{C}, p \in \mathcal{S}} \left(\frac{k_{i,p} + k_{p,i}}{s_d} + t_i \right) Y_{i,d,p} \leq h_d, \quad \forall d \in \mathcal{D} \quad (11)$$

The constraints in (12) to (14) are the package transferring constraints. The constraint in (12) ensures that if a package is transferred to a new depot, the drone must depart from the new depot. The constraint in (13) ensures that a package can only be transferred once. The constraint in (14) ensures that no package is transferred to the original depot. The constraints in (15) and (16) ensure that a drone can only depart from and arrive to only one depot.

$$M_{i,p,q} \leq \sum_{d \in \mathcal{D}} Y_{i,d,q}, \quad \forall i \in \mathcal{C}, \forall p \in \mathcal{S}, \forall q \in \mathcal{S} \quad (12)$$

$$\sum_{p \in \mathcal{S}, q \in \mathcal{S}} M_{i,p,q} = 1, \quad \forall i \in \mathcal{C} \quad (13)$$

$$M_{i,p,p} = 0, \quad \forall i \in \mathcal{C}, \forall p \in \mathcal{S} \quad (14)$$

$$\sum_{i \in \mathcal{C}} Y_{i,d,p} \leq \Delta B_{d,p}, \quad \forall d \in \mathcal{D}, \forall p \in \mathcal{S} \quad (15)$$

$$\sum_{p \in \mathcal{S}} B_{d,p} = 1, \quad \forall d \in \mathcal{D} \quad (16)$$

$$\sum_{i \in \mathcal{C}, p \in \mathcal{S}} Y_{i,d,p} \leq N_d, \quad \forall d \in \mathcal{D} \quad (17)$$

$$0 \leq N_d \leq |\mathcal{C}|, \quad \forall d \in \mathcal{D} \quad (18)$$

The constraints in (17) and (18) limit the number of serving customers. The constraint in (17) calculates the total number of customers that are served by drone d , i.e., N_d . The constraint in (18) ensures that N_d is a positive integer and must be less than the total number of customers.

We can obtain the solution of the package assignment by solving the above multi-stage stochastic programming optimization. However, it is a quadratic programming problem as the objective function is in a quadratic form. Since quadratic programming problems can be more complex to solve than linear programming problems, next we transform the quadratic programming problem to the linear programming problem.

C. Linear Programming Model

We reformulate the quadratic programming problem in (1) to the linear programming problem by introducing three auxiliary variables and three auxiliary constraints. The linear objective function is presented in (19).

Minimize:

$$\mathbb{O}^{\text{ST}} = \mathbb{O}^{\text{DE}} + \sum_{i \in \mathcal{C}, d \in \mathcal{D}} A_{i,d}, \quad (19)$$

subject to (3) - (18) and (20) - (23). \mathbb{O}^{DE} can be calculated from (2).

The definitions of the three auxiliary variables are as follows.

- $A_{i,d}$ is an auxiliary positive variable. The value of $A_{i,d}$ will be a part of breakdown penalty, which is incurred by drone d .
- $X_{i,d}$ is an auxiliary binary variable. $X_{i,d} = 1$ when the order of i is less than or equal to the total number of drone d to be used in the delivery. Otherwise, $X_{i,d} = 0$.
- $V_{i,d}$ is an auxiliary positive variable. The value of $V_{i,d}$ will be a part of breakdown penalty, which is incurred by drone d .

$$\sum_{i \in \mathcal{C}} X_{i,d} = N_d, \quad \forall d \in \mathcal{D} \quad (20)$$

$$X_{i,d} \geq X_{j,d}, \quad \forall i, j \in \mathcal{C}, i < j, \forall d \in \mathcal{D} \quad (21)$$

$$V_{i,d} + \Delta X_{i,d} \leq \Delta + A_{i,d}, \quad \forall d \in \mathcal{D}, \forall i \in \mathcal{C} \quad (22)$$

$$V_{i,d} = \left(\prod_{j \in \mathcal{C}, j < i} (1 - \mathbb{P}) \right) \mathbb{P} C^{(p)} \left(N_d - \left(\sum_{j \in \mathcal{C}, j < i} 1 \right) + 1 \right), \quad \forall d \in \mathcal{D}, i \in \mathcal{C} \quad (23)$$

The constraints in (20) and (21) ensure that the customer serving order does not exceed the total number of the customers. For example, if drone d serves five customers, i.e., $N_d = 5$, $X_{i,d} = 1$ for $i = 1, \dots, 5$, and $X_{i,d} = 0$ for $i > 5$. Note that $X_{i,d}$ is not related to a specific customer, and the set \mathcal{C} and the index i are used for simplifying the parameter declaration. The constraint in (22) ensures that $A_{i,d} = V_{i,d}$ when i is the first N_d customers, i.e., $X_{i,d} = 1$ for $i = 1, \dots, N_d$. The constraint in (23) calculates the expected value of the penalty incurred by the drone breakdown.

The above optimization can be solved by using a linear programming solver. W_d^* , $Y_{i,d,p}^*$, Z_i^* , T_p^* , $M_{i,p,q}^*$, $B_{d,p}^*$, N_d^* , $A_{i,d}^*$, $X_{i,d}^*$, and $V_{i,d}^*$ represent the optimal solutions of W_d , $Y_{i,d,p}$, Z_i , T_p , $M_{i,p,q}$, $B_{d,p}$, N_d , $A_{i,d}$, $X_{i,d}$, and $V_{i,d}$, respectively. The optimal total delivery cost is denoted by $\mathbb{O}^{\text{ST}*}$ which is used in the cost management.

V. COST MANAGEMENT

With the solution of the package assignment, the delivery cost will be shared among the multiple cooperative shippers in the same coalition. Let $\mathbb{O}^{\text{ST}^*}(\mathcal{S})$ denote the total delivery cost incurred to the cooperative suppliers in coalition \mathcal{S} . Note that $\mathbb{O}^{\text{ST}^*}(\mathcal{S})$ can be obtained from solving the package assignment problem, e.g., the solution of (1), the detail of which is given in Section IV. Let $v_p(\mathcal{S})$ denote the cost that shipper p needs to pay for the delivery when joining coalition \mathcal{S} . Thus, $\mathbb{O}^{\text{ST}^*}(\mathcal{S}) = \sum_{p \in \mathcal{S}} v_p(\mathcal{S})$. In this paper, we use the Shapley value [23] to achieve the solution of the cost management, i.e., the delivery cost shared by the cooperative shippers in the same coalition. The Shapley value can be expressed as follows:

$$v_p(\mathcal{S}) = \sum_{\mathcal{Q} \subseteq \mathcal{S} \setminus \{p\}} \frac{|\mathcal{Q}|!(|\mathcal{S}| - |\mathcal{Q}| - 1)!}{|\mathcal{S}|!} (\mathbb{O}^{\text{ST}^*}(\mathcal{Q} \cup \{p\}) - \mathbb{O}^{\text{ST}^*}(\mathcal{Q})), \quad (24)$$

where $|\mathcal{P}|$ represents the total number of shippers, and $|\mathcal{S}|$ represents the number of shippers in coalition \mathcal{S} . The four properties of Shapley value are listed as follow:

- **Efficiency** The coalition cost is equal to the summation of the individual costs, i.e., $\mathbb{O}^{\text{ST}^*}(\mathcal{S}) = \sum_{p \in \mathcal{S}} v_p(\mathcal{S})$. As a result, the sum of the coalition cost will be minimized.
- **Symmetry** If shippers p and q join a coalition \mathcal{S} , and the total coalition cost is the same, i.e., $\mathbb{O}^{\text{ST}^*}(\mathcal{S} \cup \{p\}) = \mathbb{O}^{\text{ST}^*}(\mathcal{S} \cup \{q\})$, then $v_p(\mathcal{S}) = v_q(\mathcal{S})$. As such, the shared cost for shipper p and shipper q will be the same if they join coalition \mathcal{S} and contribute the same.
- **Linearity** Let \mathbb{O}^{A} and \mathbb{O}^{B} be a function, which is similar to function \mathbb{O}^{ST} . When \mathbb{O}^{A} and \mathbb{O}^{B} are characteristic functions, $v_p(\mathcal{S}, \mathbb{O}^{\text{A}} + \mathbb{O}^{\text{B}}) = v_p(\mathcal{S}, \mathbb{O}^{\text{B}} + \mathbb{O}^{\text{A}}) = v_p(\mathcal{S}, \mathbb{O}^{\text{A}}) + v_p(\mathcal{S}, \mathbb{O}^{\text{B}})$. Note that $v_p(\mathcal{S}, \mathbb{O}^{\text{ST}})$ is referred to $v_p(\mathcal{S})$ since we only use function \mathbb{O}^{ST} in this paper.
- **Zero player** A shipper p does not need to pay the delivery cost if the coalition cost remains the same when shipper p joins in, i.e., $v_p(\mathcal{S}) = 0$ when $\mathbb{O}^{\text{ST}^*}(\mathcal{Q}) = \mathbb{O}^{\text{ST}^*}(\mathcal{Q} \cup \{p\})$ and $\mathcal{Q} \subseteq \mathcal{S}$.

VI. COOPERATION MANAGEMENT: STATIC BAYESIAN COALITION FORMATION GAME

The shippers can partner, i.e., cooperate, with each other and form a coalition for establishing a resource pool for package delivery. In this regard, all shippers need to decide to cooperate or not cooperate with other shippers to minimize their costs. Recall that \mathcal{P} is a set of all shippers in the system, and \mathcal{S} is a coalition, i.e., a set, of cooperative shippers establishing a resource pool. Let $\Phi = \{\phi_1, \phi_2, \dots, \phi_{|\Phi|}\}$ denote the set of all possible coalition structures, where $|\Phi|$ is the total number of all coalition structures which can be calculated from Bell number [23] with $|\mathcal{P}|$ as a parameter. In a coalition structure, there is one or more coalition, i.e., $\phi = \{\dots, \mathcal{S}_l, \dots\}$. We have $\mathcal{S}_l \cap \mathcal{S}_{l'} = \emptyset$ for all $l \neq l'$ when coalitions \mathcal{S}_l and $\mathcal{S}_{l'}$ are in the same coalition structure ϕ . $\bigcup_{l \in \phi} \mathcal{S}_l = \mathcal{P}$ for every coalition structure. The coalition structure is basically a set of all coalitions that include all the shippers, i.e., $\mathcal{P} = \mathcal{S}_1 \cup \mathcal{S}_2 \cup \dots \cup \mathcal{S}_{|\phi|}$. For example, with $\mathcal{P} = \{p_1, p_2, p_3, p_4\}$ and

$\phi = \{\{p_1, p_2\}, \{p_3, p_4\}\}$, this coalition structure consists of two coalitions, i.e., $\mathcal{S}_1 = \{p_1, p_2\}$ and $\mathcal{S}_2 = \{p_3, p_4\}$, where the shipper p_1 cooperates with the shipper p_2 and the shipper p_3 cooperates with the shipper p_4 .

Next, we consider the fact that shippers can misbehave when they join a coalition. For example, given the solution of the package assignment for a coalition, a misbehaving shipper may not deliver packages of other shippers in the same coalition, even if they agree to cooperate. Therefore, we classify shippers into two types as follows:

- **Good** (T^{G}) is a shipper that delivers all assigned packages.
- **Bad** (T^{B}) is a shipper that does not deliver all assigned packages, and the undelivered packages belong to other shippers in the same coalition.

Each shipper has a belief probability about other shippers. Let b_{pq} denote a type that shipper p believes about shipper q . Let $P(b_{pq} = \text{T}^{\text{G}})$ and $P(b_{pq} = \text{T}^{\text{B}})$ denote the probabilities that shipper p believes that shipper q is a good cooperative shipper and a bad cooperative shipper, respectively. Moreover, shipper p believes that shipper q is a good cooperative shipper with probability $P(b_{pq} = \text{T}^{\text{G}}) = \lambda_{pq}$. Thus, $P(b_{pq} = \text{T}^{\text{B}}) = 1 - \lambda_{pq}$.

To address the uncertainty in the suppliers' behavior, we formulate the BCoSDD as a Bayesian coalition formation game as presented as follows:

$$G = \langle \mathcal{S}, \mathbb{T}, P, (\mu_p)_{p \in \mathcal{S}}, (\succeq_p)_{p \in \mathcal{S}} \rangle, \quad (25)$$

where the definitions of the parameters are given as follows.

- Let $\mathcal{S} = \{\dots, P_p, \dots\}$ denote a coalition, i.e., a set of shippers, that join the resource pool, and $\mathcal{S} \subset \mathcal{P}$. $|\mathcal{S}|$ denotes the total number of the shippers in coalition \mathcal{S} . Note that p and q are the indexes of the elements in set \mathcal{S} .
- Let $\mathbb{T} = \prod_{p \in \mathcal{S}} \mathbb{T}_p$ be the type space of all shippers in \mathcal{S} , where $\mathbb{T}_p = \{\text{T}^{\text{G}}, \text{T}^{\text{B}}\}$ denotes a set of possible types of shipper p .
- P is the probability distribution over the types of shippers, i.e., $P(b_{pq} = \text{T}^{\text{B}})$ and $P(b_{pq} = \text{T}^{\text{G}})$.
- Let μ_p denote the expected payoff, i.e., the delivery cost that shipper p needs to pay.
- Let \succeq_p present the preference of shipper p .

In the following, we give the details of the expected payoff and the preference condition. Then, we present the methods to achieve the solution of the Bayesian coalition formation game, which can be referred to as the stable coalition structure. We can analyze the stable coalition structure by using the markov transition process. We can also reach the stable coalition structure by using the merge and split algorithm.

A. Expected Payoff (μ_p)

If we do not consider the uncertainty of misbehaving shippers, we can directly use the Shapley value, which is discussed in Section V. Since we consider the misbehaving uncertainty, the expected payoff has to be derived. Again, μ_p denotes the expected delivery cost that shipper p needs

to pay, including the penalty of the undelivered packages which is incurred from the misbehaving shipper. Let $K_p(\mathcal{S}) = \prod_{q \in \mathcal{S} \setminus \{p\}} \mathbb{T}_q$ denote the set of the possible belief combinations between shipper p and the other cooperative shippers, i.e. $q \in \mathcal{S} \setminus \{p\}$. The total number of members in $K_p(\mathcal{S})$ is $2^{(|\mathcal{S}|-1)}$. For example, if $\mathcal{S} = \{p_1, p_2, p_3\}$ and $p = p_1$, $K_1(\mathcal{S}) = \{k_1, k_2, \dots, k_{2^{|\mathcal{S}|-1}}\} = \mathbb{T}_2 \times \mathbb{T}_3 = \{k_1 = (b_{12} = \mathbb{T}^G, b_{13} = \mathbb{T}^G), k_2 = (b_{12} = \mathbb{T}^G, b_{13} = \mathbb{T}^B), k_3 = (b_{12} = \mathbb{T}^B, b_{13} = \mathbb{T}^G), k_4 = (b_{12} = \mathbb{T}^B, b_{13} = \mathbb{T}^B)\}$. The expected delivery cost of shipper p can be calculated from

$$\mu_p(\mathcal{S}) = v_p(\mathcal{S}) + \sum_{k \in K_p(\mathcal{S})} \sum_{q \in \mathcal{S} \setminus \{p\}} \Omega_{kp} \Lambda_{kpq}, \quad (26)$$

where Ω_{kp} is the probability that the belief combination k happens, and Λ_{kpq} denotes the incurred cost when the belief combination k happens, and shipper q does not delivery packages for shipper p . Again, $v_p(\mathcal{S})$ can be obtained from the cost management in Section V. Ω_{kp} is obtained from

$$\Omega_{kp} = \prod_{q \in \mathcal{S} \setminus \{p\}} P(b_{pq} = t), \quad (27)$$

where t is the type taken from space \mathbb{T} , and Λ_{kpq} is obtained from

$$\Lambda_{kpq} = \begin{cases} 0, & \text{if } b_{pq} = \mathbb{T}^G, \\ \theta_{pq} C^{(p)}(1 - \lambda_{pq}), & \text{if } b_{pq} = \mathbb{T}^B. \end{cases} \quad (28)$$

θ_{pq} denotes the total number of the packages that shipper p transfers to shipper q , i.e., $\theta_{pq} = \sum_{i \in \mathcal{C}} M_{p,q}^*$, where $M_{p,q}^*$ can be obtained from the package assignment in Section IV.

B. Preference Relations

We adopt the preference relations from [24]. Again, let \succeq_p present the preference of shipper p . For example, $(\mathcal{S}_1, \phi_m) \succeq_p (\mathcal{S}_2, \phi_n)$ means that shipper p prefers to join coalition \mathcal{S}_1 from coalition structure ϕ_m over to join coalition \mathcal{S}_2 from coalition structure ϕ_n . The preference relation of a shipper can be calculated from

$$(\mathcal{S}_1, \phi_m) \succeq_p (\mathcal{S}_2, \phi_n) \iff \nu_p(\mathcal{S}_1, \phi_m) \geq \nu_p(\mathcal{S}_2, \phi_n), \quad (29)$$

where $p \in \mathcal{S}_1, p \in \mathcal{S}_2$, and \mathcal{S}_1 and \mathcal{S}_2 are any two coalitions. The preference function is represented as ν_p and is defined as follows:

$$\nu_p(\mathcal{S}, \phi) = \begin{cases} \mu_p(\mathcal{S}, \phi), & \text{if } \mu_q(\mathcal{S}, \phi) \leq \mu_q(\mathcal{S} \setminus \{q\}, \phi) \\ & \forall q \in \mathcal{S} \setminus \{q\} \text{ and } |\mathcal{S}| \neq 1 \\ 0 & \text{otherwise,} \end{cases} \quad (30)$$

This function requires three inputs, i.e., (i) a main shipper p , (ii) coalition \mathcal{S} , and (iii) the coalition structure of coalition \mathcal{S} , which is ϕ . From (30), shipper p will switch from the current coalition \mathcal{S}_m to a another coalition \mathcal{S}_n when shipper p prefers the new coalition \mathcal{S}_n over coalition \mathcal{S}_m , i.e., $(\mathcal{S}_n \cup \{p\}, \phi_n) \succeq_p (\mathcal{S}_m, \phi)$, where \mathcal{S}_m and $\mathcal{S}_n \in \phi$. As a result, the new coalition structure is $\phi_n = \{\phi \setminus \{\mathcal{S}_m, \mathcal{S}_n\}\} \cup \{\mathcal{S}_m \setminus \{p\}, \mathcal{S}_n \cup \{p\}\}$.

C. Merge and Split Algorithm

According to the coalition structure switching, one shipper can join or leave a coalition at a time. Therefore, the merge and split algorithm is adopted from [24] as presented in Algorithm 1. The algorithm is composed of four major steps, i.e., neighboring coalition search (Line 3), the calculation of Shapley value (Line 8 to Line 9), the calculation of Bayesian cost (Line 12 to Line 17), and stable state checking (Line 18 to Line 21). The algorithm terminates when the current coalition structure ϕ_m cannot change to any neighboring coalition structure.

Algorithm 1 Merge and Split Algorithm for Cooperation Management

Input: Set \mathcal{P} and all the coalition cost $V(\mathcal{S})$ obtained by solving the package assignment optimization problem

Output: A stable coalition structure, the individual cost for each shipper, the drone delivery planning

Initialization : All shippers do not cooperate

```

1: while  $\phi_m$  changes do
2:    $\phi_n =$  The list of  $\phi_m$  neighboring coalition structures,
     which can be found by using the neighboring coalition
     discovery algorithm [24], [25].
3:   for every  $b \in \phi_n$  do
4:     for every  $p \in \mathcal{P}$  do
5:        $\mathcal{C}_o$  and  $\mathcal{C}_b$  are the coalitions that  $p$  belongs to
       coalition structure  $\phi_m$  and  $\phi_n$ , respectively.
6:       for every  $S \in \phi_m$  do
7:         Obtain  $\mathbb{O}^{ST^*}(\mathcal{S})$ ,  $\forall S \in \phi_m$  //call the coalition
         cost, which can be obtained by solving
         the package assignment optimization problem of
         coalition  $S$ 
          $\nu_p(S) \leftarrow \mathbb{O}^{ST^*}(S)$  //solve for the Shapley Value
8:       end for
9:       for every  $S \in \phi_n$  do
10:        Obtain  $\mathbb{O}^{ST^*}(\mathcal{S})$ ,  $\forall S \in \phi_n$  //call the coalition
         cost, which can be obtained by solving
         the package assignment optimization problem of
         coalition  $S$ 
          $\nu_p(S) \leftarrow \mathbb{O}^{ST^*}(S)$  //solve for the Shapley Value
11:      end for
12:      if  $p$  has visited  $\mathcal{C}_b$  before and  $|\mathcal{C}_b| > 1$  then
13:         $\nu_p(\mathcal{C}_b, \phi_n) = 0$ 
14:      else
15:         $\nu_p(\mathcal{C}_b, \phi_n)$  is calculated from (30)
16:      end if
17:      Calculate  $\nu_p(\mathcal{C}_o, \phi_m)$  from (30)
18:      if  $\nu_p(\mathcal{C}_o, \phi_m) \geq \nu_p(\mathcal{C}_b, \phi_n)$  then
19:         $\phi_m = \phi_n$ ; // the coalition structure has changed
        break; // break to the while loop (Line 2)
20:      end if
21:    end for
22:  end for
23: end while
    
```

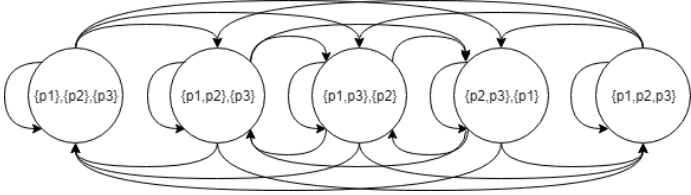


Fig. 3: The state transition diagram of three shippers.

D. Markov Transition Process

Let a set of coalition structures, i.e., $\Phi = \{\phi_1, \phi_2, \dots, \phi_{|\Phi|}\}$, be the state space of the markov transition process. Let ρ_{ϕ_m, ϕ_n} denote a transition probability when transiting from state ϕ_m to state ϕ_n , which can be referred to as coalition structure ϕ_m is changed to coalition structure ϕ_n . Based on the preference relations in Section VI-B, only one shipper can change from coalition structure ϕ_m to coalition structure ϕ_n at a time. Figure 3 shows the example of the state transition diagram when there are three shippers. Let \mathcal{H}_ϕ denote the set of the neighboring coalition structures of coalition structure ϕ , which only one shipper can change a coalition at a time. For example, if $\phi_m = \{\{p_1\}, \{p_2\}, \{p_3\}\}$, $\mathcal{H}_{\phi_m} = \{\{\{p_1, p_2\}, \{p_3\}\}, \{\{p_1, p_3\}, \{p_2\}\}, \{\{p_2, p_3\}, \{p_1\}\}\}$. Let $\mathbb{B}_{\phi_m, \phi_n}$ denote the probability that coalition structure ϕ_m will change to coalition structure ϕ_n , which can be calculated from

$$\mathbb{B}_{\phi_m, \phi_n} = \begin{cases} 1 - \sum_{\phi \in \Phi} \mathbb{B}_{\phi_m, \phi}, & \text{if } \phi_m = \phi_n, \\ 0, & \text{else if } \phi_n \notin \mathcal{H}_{\phi_m}, \\ \varepsilon \beta_{\phi_m, \phi_n}, & \text{else if} \\ & \nu_b(S_m, \phi_m) < \nu_b(S_n, \phi_n), \\ & \text{for all } b \in \mathcal{B}_{\phi_m, \phi_n} \\ (1 - \varepsilon) \beta_{\phi_m, \phi_n}, & \text{otherwise,} \end{cases} \quad (31)$$

$$\beta_{\phi_m, \phi_n} = \alpha^{|\mathcal{B}_{\phi_m, \phi_n}|} (1 - \alpha)^{|\mathcal{P}| - |\mathcal{B}_{\phi_m, \phi_n}|} \quad (32)$$

where $\mathcal{B}_{\phi_m, \phi_n}$ represents the set of customers that are involved to the transition from coalition structure ϕ_m to coalition structure ϕ_n , and $|\mathcal{B}_{\phi_m, \phi_n}|$ denotes the total number of the shippers in set $\mathcal{B}_{\phi_m, \phi_n}$. Note that α denotes the probability that a shipper changes its coalition.

Given transition probability matrix \mathbf{Q} , which is expressed as follows:

$$\mathbf{Q} = \begin{bmatrix} \mathbb{B}_{1,1} & \mathbb{B}_{1,2} & \dots & \mathbb{B}_{1,|\Phi|} \\ \mathbb{B}_{2,1} & \mathbb{B}_{2,2} & \dots & \mathbb{B}_{2,|\Phi|} \\ \vdots & \vdots & \ddots & \vdots \\ \mathbb{B}_{|\Phi|,1} & \mathbb{B}_{|\Phi|,2} & \dots & \mathbb{B}_{|\Phi|,|\Phi|} \end{bmatrix}, \quad (33)$$

we can obtain the stationary probability vector by solving

$$\vec{\Pi}^\top \mathbf{Q} = \vec{\Pi}^\top, \quad \vec{\Pi}^\top \vec{1} = 1, \quad (34)$$

where $\vec{\Pi} = [\pi_1, \pi_2, \dots, \pi_{|\Phi|}]^\top$ denotes the stationary probability vector, and π_ϕ is the probability that coalition structure ϕ will be formed.

VII. COOPERATION MANAGEMENT: DYNAMIC BAYESIAN COALITION FORMATION GAME

As discussed in the previous section, we can use the merge and split algorithm to obtain a stable coalition structure in the static Bayesian coalition formation game. In this section, we extend the static Bayesian coalition formation game to the dynamic one that allows a shipper to observe behaviors and update the belief about the other cooperative shippers in the same coalition continuously. Therefore, the dynamic Bayesian coalition formation game can be used even when the shippers do not have prior knowledge about the other shippers. In particular, a shipper observes the behavior of the cooperative shippers whether all the packages are successfully delivered by them or not. The belief probability, i.e., $P(b_{p,q} = T^G)$ and $P(b_{p,q} = T^B)$, is updated based on the observation.

We propose the belief update mechanism based on the Bayes' theorem [26] and the algorithm in [27]. There are three possible conditions involved in the belief update mechanism of shipper p about shipper q , namely: (i) $\omega^{(F)}$ is the condition that shipper q 's delivery is not successful due to technical issues, (ii) $\omega^{(G)}$ is the condition that shipper q is a cooperative shipper., and (iii) $\Omega^{(B)}$ is the condition that shipper q is a bad cooperative shipper, i.e., its real type is **Bad**. Let $\Omega = T$ represent that the condition Ω is true, and $\Omega = F$ otherwise, where $\Omega \in \{\Omega^{(F)}, \Omega^{(G)}, \Omega^{(B)}\}$. Here, we have $P_{p,q}(\Omega^{(B)} = T) = P_{p,q}(\Omega^{(G)} = F) = 1 - P_{p,q}(\Omega^{(G)} = T)$. The probability that the condition $\Omega^{(G)}$ is true is equal to the belief probability, i.e., $P_{p,q}(\Omega^{(G)}) = P(b_{p,q} = T^G) = \lambda_{p,q}$. Figure 4 presents the tree diagram of the belief update mechanism with the three conditions and their corresponding probabilities. Let ϵ denote an error probability that the delivery by the good cooperative shipper is unsuccessful.

Likewise, Table I shows all the joint probabilities. There are eight cases, but only three cases can happen. The cases ω_1 , ω_4 , ω_5 and ω_8 will not happen because $\Omega^{(G)}$ and $\Omega^{(B)}$ cannot be true at the same time, and ω_3 will not happen because the bad cooperative shipper will not deliver the package. From Table I, we can show that

$$P_{p,q}(\Omega^{(F)} = T | \Omega^{(G)} = T) + P_{p,q}(\Omega^{(F)} = F | \Omega^{(G)} = T) + P_{p,q}(\Omega^{(B)} = T) = 1, \quad (35)$$

where

$$P_{p,q}(\Omega^{(F)} = T | \Omega^{(G)} = T) = \lambda_{p,q} \epsilon, \quad (36)$$

$$P_{p,q}(\Omega^{(F)} = F | \Omega^{(G)} = T) = \lambda_{p,q} (1 - \epsilon), \quad (37)$$

$$P_{p,q}(\Omega^{(B)} = T) = 1 - \lambda_{p,q}. \quad (38)$$

Consequently, the probabilities that a package of shipper p is delivered successfully and unsuccessfully by shipper q , i.e., $P_{p,q}(S)$ and $P_{p,q}(U)$, can be calculated from

$$P_{p,q}(S) = P_{p,q}(\Omega^{(F)} = F | \Omega^{(G)} = T) = \frac{\theta'_{p,q}}{\theta_{p,q}} \quad (39)$$

$$P_{p,q}(U) = P_{p,q}(\Omega^{(F)} = T | \Omega^{(G)} = T) + P_{p,q}(\Omega^{(B)} = T) = 1 - \frac{\theta'_{p,q}}{\theta_{p,q}}, \quad (40)$$

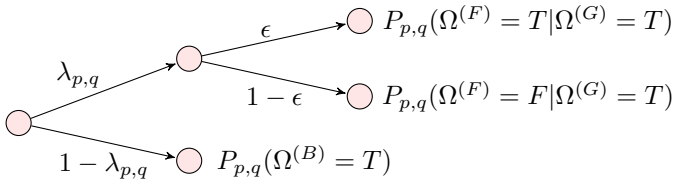


Fig. 4: Tree diagram of the belief update mechanism of shipper p about shipper q .

TABLE I: Truth table to the joint probabilities of the belief update mechanism.

Scenario	$\Omega^{(F)}$	$\Omega^{(G)}$	$\Omega^{(B)}$	Joint Probability
ω_1	T	T	T	0
ω_2	T	T	F	$\lambda_{p,q}\epsilon$
ω_3	T	F	T	0
ω_4	T	F	F	0
ω_5	F	T	T	0
ω_6	F	T	F	$\lambda_{p,q}(1 - \epsilon)$
ω_7	F	F	T	$1 - \lambda_{p,q}$
ω_8	F	F	F	0

where $\theta'_{p,q}$ denotes the exact number of the packages that shipper q successfully delivers for shipper p . Again, $\theta_{p,q}$ represents the total number of the packages that shipper p transfers to shipper q , and shipper q needs to deliver them. From (39) and (40), we can obtain the new belief probability $\lambda_{p,q}^{t+1}$ in iteration t based on the observation as follows:

$$\lambda_{p,q}^{t+1} = \begin{cases} \frac{\theta'_{p,q}}{\theta_{p,q}(1 - \epsilon)}, & \text{if } \frac{\theta'_{p,q}}{\theta_{p,q}} < 1 - \epsilon \\ 1, & \text{otherwise.} \end{cases} \quad (41)$$

However, the new belief probability $\lambda_{p,q}$ from (41) is independent of the past as the probability is based on only current observation. Therefore, the weight adjustment from the exponential moving average (EMA) method [28] can be used to update the belief probability as follows:

$$\lambda_{p,q}^{t+1} = w_1 \lambda_{p,q}^t + w_2 \lambda_{p,q}^{t+1} \quad (42)$$

where $\lambda_{p,q}^{t+1}$ on the right hand side is obtained from (41). The constants w_1 and w_2 are adjustable weight parameters, for $w_1 + w_2 = 1$ and $0 \leq w_1, w_2 \leq 1$.

Algorithm 2 shows all steps of dynamic Bayesian coalition formation. The belief update mechanism, which is based on (35) to (42) and the merge and split algorithm are used in Algorithm 2. When the shippers perform the package delivery by following the planning solution for multiple times, the belief probabilities converge to constants, and thus the algorithm also converges to the same stable coalition structure as achieved when all the types of shippers are exactly known.

VIII. PERFORMANCE EVALUATION

In this section, we first describe the experimental setup. Next, we discuss the experimental results to demonstrate the performance of the BCoSDD framework.

Algorithm 2 Dynamic Bayesian Coalition Formation

Output: Drone delivery planning solution

```

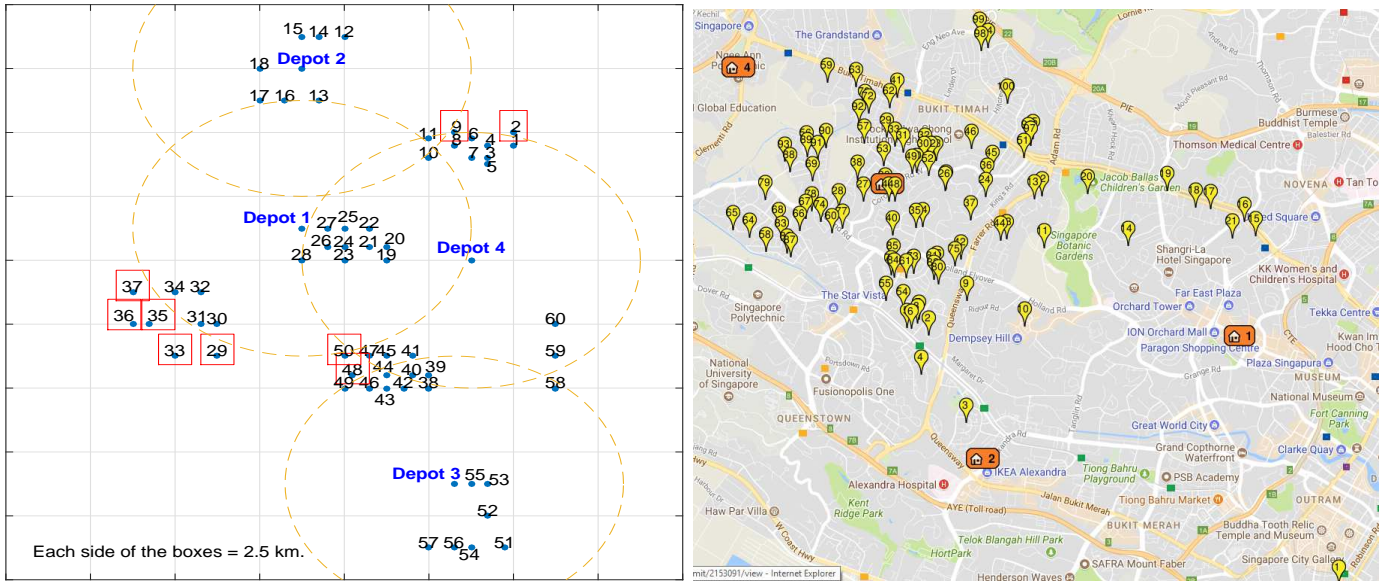
1: repeat
2:   Perform Algorithm 1
3:   Perform package delivery based on the solution of
   Algorithm 1
4:   Observe whether the packages are successfully deliv-
   ered or not, i.e.,  $\theta'_{p,q}$ .
5:   for every  $p \in \mathcal{P}$  do
6:     for every  $q \in \mathcal{P}$  do
7:       if shipper  $p$  transfers packages to shipper  $q$  then
8:         Update the belief probability as in (42)
9:       else
10:         $\lambda_{p,q}^{t+1} \leftarrow \lambda_{p,q}^t$ 
11:      end if
12:    end for
13:  end for
14:   $t \leftarrow t + 1$ 
15: until Terminates
    
```

A. Experiment Setup

We consider four shippers, i.e., $\mathcal{P} = \{p_1, p_2, p_3, p_4\}$. Each shipper $p \in \mathcal{P}$ has one drone, and their drones are identical. The initial cost of the drones is set as $C^{(i)} = S\$100$. The limits of the drones are set as $f_d = 5$ kilograms, $e_d = 10$ kilometers, $l_d = 150$ kilometers, and $h_d = 8$ hours. We use the average flying speed of drones which is $s_d = 30$ kilometers per hour in the experiments. The serving time is set as $t_i = 15$ minutes for all $i \in \mathcal{C}$. All the customer packages in the experiments weight less than 5 kilograms, i.e., $a_i \leq 5$ kilograms. Note that the parameter setting is based on [16] and a Singapore company. When the shippers cooperate, they share their customers and drones in the resource pool. The transferring cost from the original depot to the new depot is set as $C^{(t)} = S\$30$ per transfer. The outsourcing cost is set as $C_i^{(c)} = S\$16$ based on the speedpost service provided by Singpost company [29]. Similarly, the penalty of breakdown is set as $C_i^{(p)} = S\$16$. Therefore, the shippers may handle the unsuccessful delivery packages by outsourcing them to the carrier. The probability that shipper p believes that shipper q are a good cooperative shipper is set as $P(b_{pq} = T^G) = 0.9$ for all $p, q \in \mathcal{P}$.

We evaluate the BCoSDD framework with two datasets of customers' locations, i.e., the Solomon benchmark suites [30] and a real dataset from logistics industry in Singapore. The Solomon benchmark file C101 is synthesized to have four depots and 60 customers, i.e., $|c| = 60$. Alternatively, 100 customers, i.e., $|c| = 100$, are considered for the real dataset experiments. The locations of depots and customers in the two datasets are shown in Figure 5a. The number of customers is shared equally among the shippers. We set $C_1 = \{c_1, c_5, \dots, c_{c'-3}\}$ to be the customers of shipper p_1 , $C_2 = \{c_2, c_6, \dots, c_{c'-2}\}$ to be the customers of shipper p_2 , $C_3 = \{c_3, c_7, \dots, c_{c'-1}\}$ to be the customers of shipper p_3 , and $C_4 = \{c_4, c_8, \dots, c_{c'}\}$ to be the customers of shipper p_4 .

We implement the optimization model of package assignment as a linear programming in GAMS [31] and, it is solved



(a) The synthesized Solomon Benchmark data.

(b) A real data from logistics industry in Singapore.

Fig. 5: The locations of customers and depots.

by a commercial solver CPLEX [31].

B. Analysis of Cooperation Management

The initial cost of drones is set as $C_d^{(i)} = S\$0$ and $C_d^{(i)} = S\$90$, where $C_d^{(i)} = S\$0$ is when a shipper has its own drone and does not need to pay for the initial cost. We consider the traditional approach which is referred to as deterministic approach, and the Bayesian approach, i.e., the BCoSDD framework. The deterministic approach considers the case that all shippers are the good cooperative shippers, and they always deliver all packages successfully. However, the Bayesian approach considers the case that all shippers believe that other cooperative shippers may fail to deliver packages with probability $P(b_{pq} = T^B) = 1 - P(b_{pq} = T^G) = 0.1$ for all $p, q \in \mathcal{P}$. Table II shows the individual delivery cost for all the coalition structures, i.e., Φ_1 to Φ_{15} . The stationary probabilities obtained from the Markov model are presented in Figure 6a. The selected coalition structures of the merge and split algorithm are shown in Figure 6b, where the last selection is the stable coalition structure.

When we set $C_d^{(i)} = S\$0$, and there are three stable coalition structures in the deterministic and Bayesian approaches, i.e., Φ_{11} , Φ_{14} , and Φ_{15} . The coalition structures Φ_{14} and Φ_{15} have the highest probabilities in the deterministic approach and the Bayesian approach, respectively. Identically, the merge and split algorithm achieves Φ_{14} and Φ_{15} as the stable coalition structures for the deterministic approach and the Bayesian approach, respectively. Since both shippers p_1 and p_4 want to cooperate with shipper p_3 , and shipper p_3 can choose to cooperate such that its cost is minimized. As a result, shipper p_3 cooperates with shipper p_4 , and the resulting coalition structure is Φ_7 for the deterministic approach. By contrast, shipper p_3 cooperates with shipper p_1 , and the resulting coalition structure is Φ_3 for the Bayesian approach. For the

deterministic approach, shippers p_3 and p_4 allow shipper p_2 to join the coalition in the seventh iteration, and the corresponding coalition structure is Φ_{14} to lower the cost. The stable coalition structure is Φ_{14} as shipper p_4 does not allow shipper p_1 to join the coalition because the shipper p_4 will pay a higher cost if coalition structure Φ_{15} is reached. On the other hand, coalition structure Φ_{15} is stable for the Bayesian approach because all the shippers achieve the lowest cost when this coalition structure is reached.

When we set $C_d^{(i)} = S\$90$, Φ_{15} is the stable coalition structure from both the Markov model and the merge and split algorithm for the deterministic approach. However, there is no stable coalition structure for the Bayesian approach since all the stationary probabilities are less than 0.13 and the merge and split algorithm terminates with the initial coalition structure. As such, the shippers should not cooperate with each other as the initial cost $C_d^{(i)} = S\$90$ is high, and hence the cooperation results in higher cost than outsourcing the package delivery to the carrier.

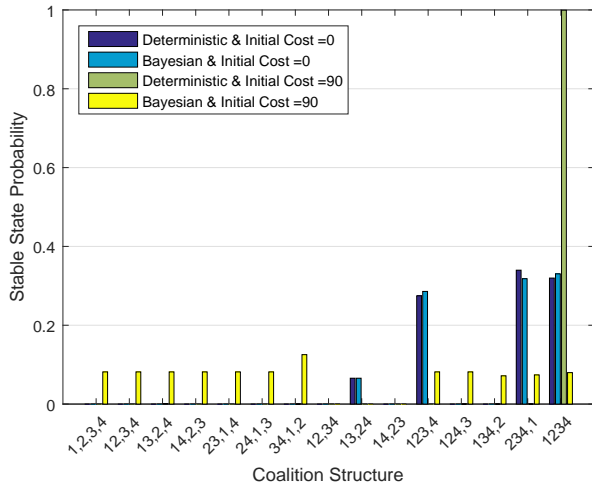
We have shown that the merge and split algorithm can achieve the same solution as that from the Markov model. While the Markov model requires the Shapley values of all the coalition structures before being solved, the merge and split algorithm needs only the Shapley values of the neighboring coalition structures when changing the selected coalition structure. For example, the merge and split algorithm does not require the Shapley values of coalition structures Φ_{11} and Φ_{12} in the experiment for the deterministic approach with $C_d^{(i)} = S\$0$.

C. Impact of the Optimization

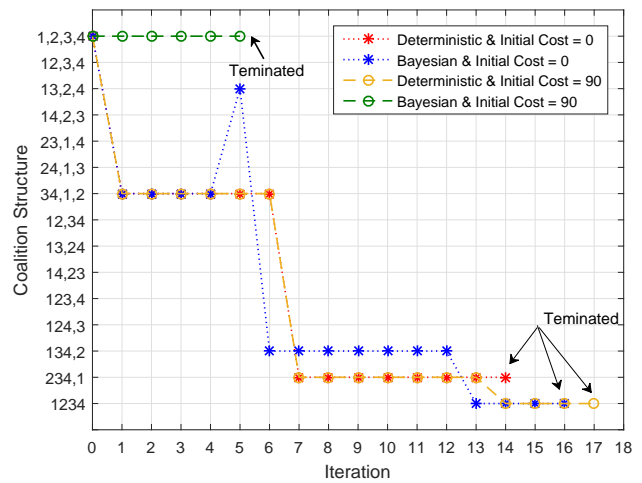
To understand the results in the cooperation management more deeply, we thus evaluate only the package assignment of the BCoSDD framework. We conduct four experiments

TABLE II: Shapley value and coalition structures

Coalition Structure	Deterministic (Initial Cost = 0)				Bayesian (Initial Cost = 0)				Deterministic (Initial Cost = 90)				Bayesian (Initial Cost = 90)			
	P_1	P_2	P_3	P_4	P_1	P_2	P_3	P_4	P_1	P_2	P_3	P_4	P_1	P_2	P_3	P_4
$\Phi_1 = \{\{p_1\}, \{p_2\}, \{p_3\}, \{p_4\}\}$	174.74	211.01	186.13	154.33	174.74	211.01	186.13	154.33	240.00	240.00	240.00	240.00	240.00	240.00	240.00	240.00
$\Phi_2 = \{\{p_1, p_2\}, \{p_3\}, \{p_4\}\}$	174.75	211.02	186.13	154.33	174.75	211.02	186.13	154.33	240.00	240.00	240.00	240.00	240.00	240.00	240.00	240.00
$\Phi_3 = \{\{p_1, p_3\}, \{p_2\}, \{p_4\}\}$	158.05	211.01	169.44	154.33	166.05	211.01	175.84	154.33	240.00	240.00	240.00	240.00	240.00	240.00	240.00	240.00
$\Phi_4 = \{\{p_1, p_4\}, \{p_3\}, \{p_2\}\}$	174.74	211.01	186.13	154.33	174.74	211.01	186.13	154.33	240.00	240.00	240.00	240.00	240.00	240.00	240.00	240.00
$\Phi_5 = \{\{p_2, p_3\}, \{p_1\}, \{p_4\}\}$	174.74	211.01	186.13	154.33	174.74	211.01	186.13	154.33	240.00	240.00	240.00	240.00	240.00	240.00	240.00	240.00
$\Phi_6 = \{\{p_2, p_4\}, \{p_1\}, \{p_3\}\}$	174.74	202.38	186.13	145.70	174.74	211.98	186.13	148.90	240.00	240.00	240.00	240.00	240.00	240.00	240.00	240.00
$\Phi_7 = \{\{p_3, p_4\}, \{p_1\}, \{p_2\}\}$	174.74	211.01	165.49	133.69	174.74	211.01	178.29	140.09	240.00	240.00	236.87	236.87	240.00	240.00	251.27	236.87
$\Phi_8 = \{\{p_1, p_2\}, \{p_3, p_4\}\}$	174.75	211.02	165.49	133.69	174.75	211.02	178.29	140.09	240.00	240.00	236.87	236.87	240.00	240.00	251.27	236.87
$\Phi_9 = \{\{p_1, p_3\}, \{p_2, p_4\}\}$	158.05	202.38	169.44	145.70	166.05	211.98	175.84	148.90	240.00	240.00	240.00	240.00	240.00	240.00	240.00	240.00
$\Phi_{10} = \{\{p_1, p_4\}, \{p_2, p_3\}\}$	174.74	211.01	186.13	154.33	174.74	211.01	186.13	154.33	240.00	240.00	240.00	240.00	240.00	240.00	240.00	240.00
$\Phi_{11} = \{\{p_1, p_2, p_3\}, \{p_4\}\}$	137.19	190.15	148.57	154.33	148.39	198.15	158.17	154.33	240.00	240.00	240.00	240.00	240.00	240.00	240.00	240.00
$\Phi_{12} = \{\{p_1, p_2, p_4\}, \{p_3\}\}$	167.69	195.33	186.13	138.65	174.09	204.93	186.13	148.24	240.00	240.00	240.00	240.00	240.00	240.00	240.00	240.00
$\Phi_{13} = \{\{p_1, p_3, p_4\}, \{p_2\}\}$	152.77	211.01	143.52	128.41	163.97	211.01	159.52	141.21	229.97	240.00	226.84	226.84	244.37	240.00	239.64	233.24
$\Phi_{14} = \{\{p_2, p_3, p_4\}, \{p_1\}\}$	174.74	184.64	147.75	107.31	174.74	199.04	162.15	116.91	240.00	234.65	231.52	231.52	240.00	249.05	242.71	237.92
$\Phi_{15}^* = \{\{p_1, p_2, p_3, p_4\}\}$	138.61	170.48	118.67	108.74	153.01	184.88	136.27	124.74	227.20	231.88	218.71	218.71	241.60	246.28	236.31	234.71



(a) Markov Transition Process



(b) Merge and Split Algorithm

Fig. 6: Analysis of the stable coalition formation

including (i) varying the penalty $C_i^{(p)}$ and the outsourcing cost $C_i^{(c)}$, (ii) varying the transferring cost $C_p^{(t)}$, (iii) varying the breakdown probability \mathbb{P}_d , and (iv) varying the initial cost $C_d^{(i)}$. Figures 7(a), (e), (g), and (j) show the costs of the coalition, when all the shippers cooperate, i.e., the coalition structure Φ_{15} . Similarly, Figures 7(b), (e), (h), and (k) show the numbers of customers which are served by the drones, served by the outsourcing carrier, and whose packages are transferred to another depot under the coalition structure Φ_{15} . Figures 7(c), (f), (i), and (l) show the impact of the parameters to the stable coalitions.

When the penalty and the outsourcing cost are set such that $C^{(p)} = C_i^{(c)}$ and are varied, the shippers outsource all packages to the carrier when the outsourcing cost is cheap, i.e. $C_i^{(c)} \leq S\$14$. As a result, the shippers do not cooperate. If all the shippers are cooperate (Φ_{15}), three drones are used to serve 44 customers for $C_i^{(c)} = S\$16$, and four drones are used to serve 51 customers for $S\$16 \leq C_i^{(c)} \leq S\20 . The remaining customers are served by the carrier. Note that the drone cannot serve 9 customers because they are outside the serving area as indicated in Figure 5a.

All the shippers will cooperate when $C_i^{(c)} \geq S\$18$ for

the deterministic approach and $C_i^{(c)} = S\$20$ in the Bayesian approach. However, the experiment of varying transferring cost ($C_p^{(t)}$) has a different result. Specifically, all the shippers cooperate (Φ_{15}) when the transferring cost is cheap ($C_p^{(t)} = S\$0$), and they do not cooperate when the transferring cost is high. If all of the shippers cooperate, i.e., Φ_{15} , three drones are used to serve 44 customers, and 34 packages are transferred when $C_p^{(t)} \leq S\$30$. Moreover, when all the shippers cooperate (Φ_{15}), the experiments of varying the breakdown probability and varying the initial cost share a similar trend. In particular, four drones are used when the breakdown probability is small ($\mathbb{P}_d \leq 0.025$) and when the initial cost is cheap ($C_d^{(i)} \leq S\$90$). After the parameters increase to a certain point, i.e., $\mathbb{P}_d = 0.0375$ and $C_d^{(i)} = S\$105$, the number of allocated drones decreases to three. After increasing the parameters further until the drone delivery cost is higher than the outsourcing cost, no drone is used when $\mathbb{P}_d \geq 0.0625$ and $C_d^{(i)} \geq S\$120$ for the experiment of varying breakdown probability and varying the initial cost, respectively.

Based on Figure 7c, we can conclude that the stable coalition structure is affected by the system parameters. From the experiments, the deterministic approach tends to let the shippers join a coalition easier and leave the coalition harder

than the Bayesian approach. Again, the deterministic approach considers the case that all shippers always deliver all packages successfully. For example, when the outsourcing cost is high, the deterministic approach lets the shippers form coalition structure Φ_{15} since $C_i^{(c)} = S\$18$ while the Bayesian approach lets them deliver individually and form the same coalition later at $C_i^{(c)} = S\$20$. In contrast, the Bayesian approach lets shippers p_1 and p_2 leave the coalition Φ_{15} immediately after the transferring cost increases to $C_p^{(t)} = S\$10$ while the deterministic approach lets all the shippers cooperate Φ_{15} until $C_p^{(t)} = S\$20$. Note that we have explained the impact of the initial cost in Section VIII-B, especially the reason that the stable coalition structure is Φ_{14} when the initial cost is small, i.e., $C^{(i)} = S\$0$.

D. Simulation

We also conduct the simulation experiments to validate the numerical results in which breakdown events are simulated.

- In the first experiment, we focus on the package assignment with two cases. In the first case, the package assignment does not consider the breakdown when obtaining the solution, and in the second case, it considers the breakdown. The first and second cases are referred to as the deterministic drone delivery (DDD) and the stochastic drone delivery (SDD), shown in Figure 8, respectively.
- In the second experiment, we focus on the package assignment, cost sharing, and cooperation management. We compare our BCoSDD framework and other approaches in Figure 9. In DDD and SDD approaches, none of the shippers cooperate. In CoDDD and CoSDD approaches, the shippers can cooperate without considering misbehavior. Nonetheless, in all the approaches, the cooperative shippers can misbehave.

We experiment the SDD approach with only one shipper, i.e., p_3 . From Figure 8, the total cost achieved from the SDD approach is lower than or equal to that of the DDD approach. When the breakdown probability and penalty cost increase, the SDD approach tends to assign packages to the carrier more easily than the DDD approach because the DDD approach does not consider the breakdown. As such, the SDD approach can avoid the penalty cost better than the DDD approach. Therefore, the SDD approach achieves the lower total cost than that of the DDD approach when the breakdown probability is $0.15 \leq \mathbb{P}_d \leq 0.2$ and when the breakdown penalty is $S\$26 \leq C^{(p)} \leq S\30 .

Furthermore, Figure 9 presents the individual cost that each shipper needs to pay when using different approaches. The BCoSDD approach achieves the stable coalition structure Φ_6 , which shippers p_2 and p_4 cooperate. However, the CoDDD and CoSDD approaches achieve the stable coalition structures Φ_{13} and Φ_{15} . Based on the simulation results, the solution from the CoDDD approach favors shipper p_2 , but the solution is not fair to the other shippers as they will pay a higher delivery cost than that when they does not cooperate. Similarly, the solution from the CoSDD approach favors shipper p_3 . Apparently, the distributed cost for each shipper from the BCoSDD approach

is always relational and the lowest cost compared with the DDD, CoDDD, SDD, and CoSDD approaches.

E. Belief Update Mechanism

The belief update mechanism is used in the BCoSDD framework in multiple iterations. We evaluate the belief update mechanism of the BCoSDD framework by assuming that shippers p_1 and p_2 always deliver all packages when they cooperate, i.e., good cooperative shippers, while shippers p_3 and p_4 will misbehave with a probability of 0.25, i.e., they are the bad cooperative shippers for 25% of the time. Therefore, the shipper whose packages are unsuccessfully delivered by shippers p_3 and p_4 needs to pay the penalty. All the shippers are initialized to believe that the other shippers will deliver all packages, i.e., $P(b_{pq} = T^G) = 1$ and $P(b_{pq} = T^B) = 0$.

Figure 10 shows the belief probabilities and the stable coalition structure over iterations, i.e., until the belief probabilities converge. From Figure 10b, at the first iteration, shippers p_1 and p_3 cooperate with each other, and shippers p_2 and p_4 cooperate with each other, i.e., Φ_9 . Since shipper p_1 transfers 11 packages to shipper p_3 and shipper p_3 only delivers 8 of them, the belief probability of shipper p_1 to shipper p_3 decreases, i.e., $P(b_{1,3} = T^G) = 0.92$, at the second iteration. Note that shipper p_3 does not transfer any package to shipper p_1 at the first iteration. Similarly, the belief probability of shipper p_2 to shipper p_4 also decreases, i.e., $P(b_{2,4} = T^G) = 0.92$ at the second iteration. Thus, at the second iteration, the stable coalition structure changes to Φ_6 . Shipper p_1 does not want to cooperate with shipper p_3 anymore, but shipper p_2 still cooperates with shipper p_4 . The stable coalition structure is also updated according to the belief probabilities. The belief probabilities are continuously updated based on the observation of the unsuccessful delivery. After the sixth iteration, the belief probabilities converge, and all the shippers have learned about the other shippers' behavior. In this case, all the shippers do not want to cooperate with each other, i.e, coalition structure Φ_1 is reached.

IX. CONCLUSION AND FUTURE WORKS

We have proposed the Bayesian Shipper Cooperation in Stochastic Drone Delivery (BCoSDD) framework. The uncertainties of drone breakdown and shipper misbehavior have been considered in this framework. The goals of this framework are to help multiple shippers (i) plan their package delivery by either using drones to serve customers or outsourcing the delivery to a carrier and (ii) decide whether the shippers should cooperate or not to minimize the delivery cost. To address the problem, we have proposed (i) package assignment, (ii) cost management, and (iii) shipper cooperation management in the BCoSDD framework. We have formulated the package assignment as the multistage stochastic programming. In the shipper cooperation management, we have used the merge and split algorithm to reach a stable coalition structure. The Bayesian game approach has been utilized to address the uncertainty of shippers' misbehavior. For a shipper that does not have prior knowledge about the other cooperative shippers, we have proposed the belief update

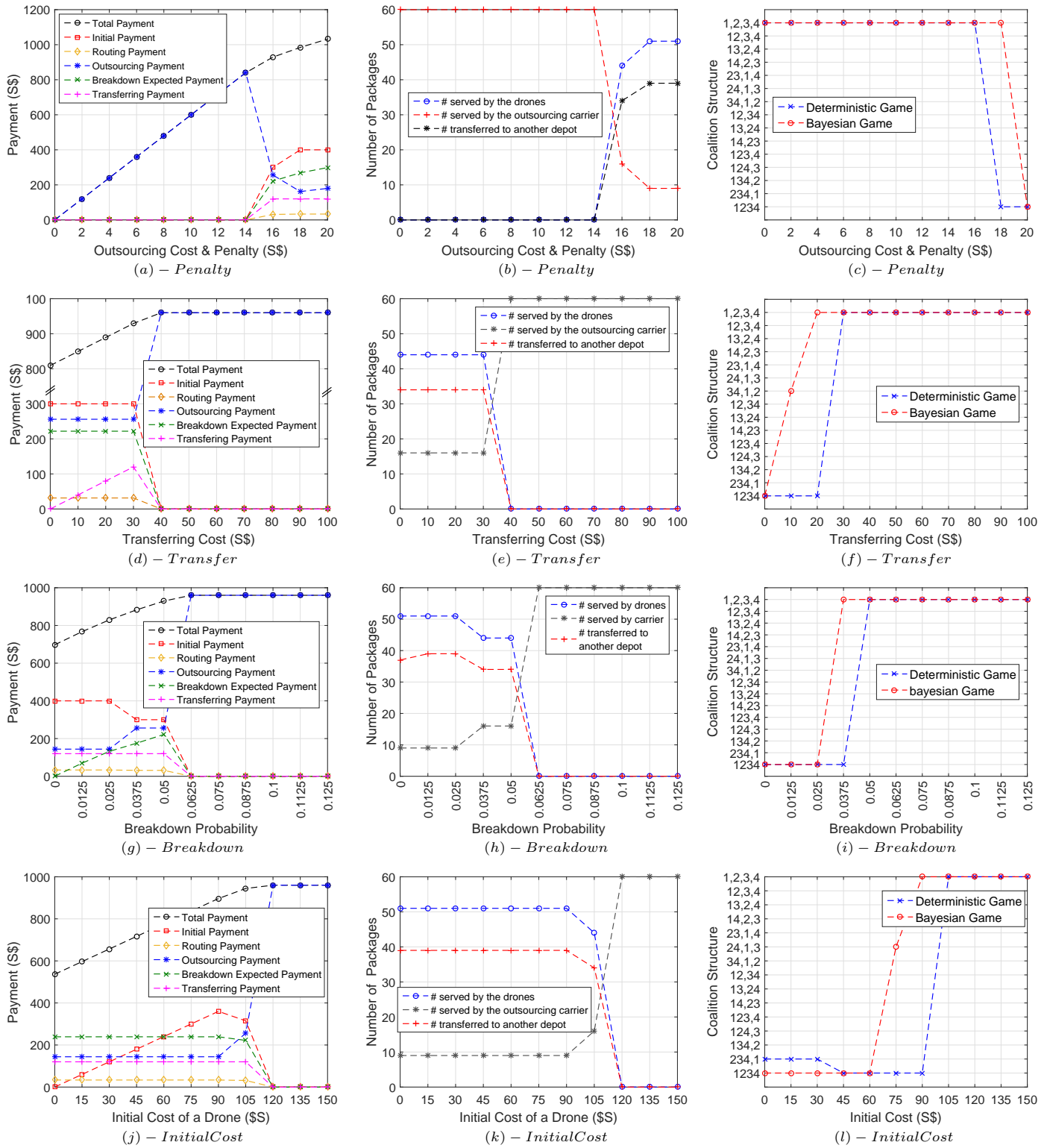


Fig. 7: Impact of Optimization

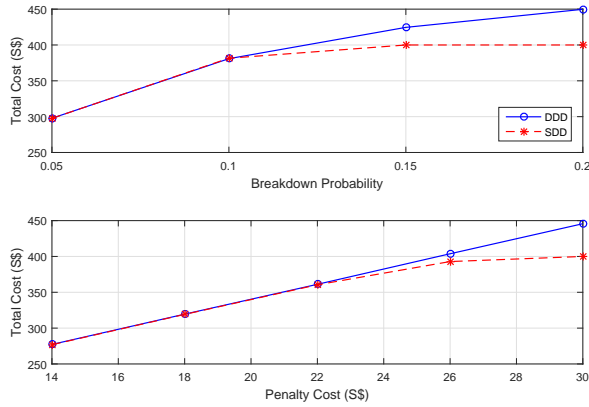


Fig. 8: Simulation results of deterministic (DDD) and stochastic (SDD) approaches of shipper P_3 with one drone.

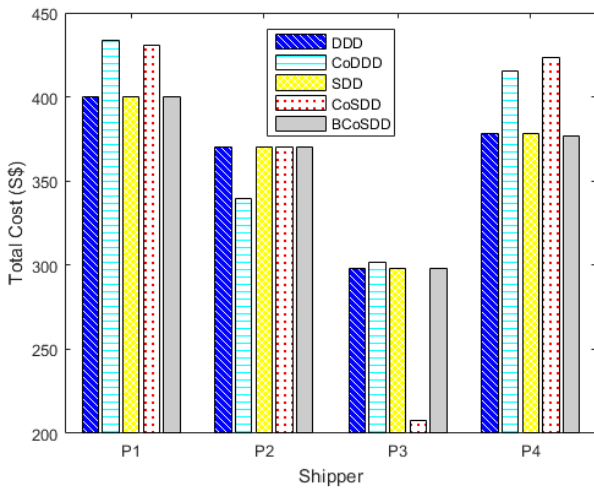


Fig. 9: The comparison of simulation results.

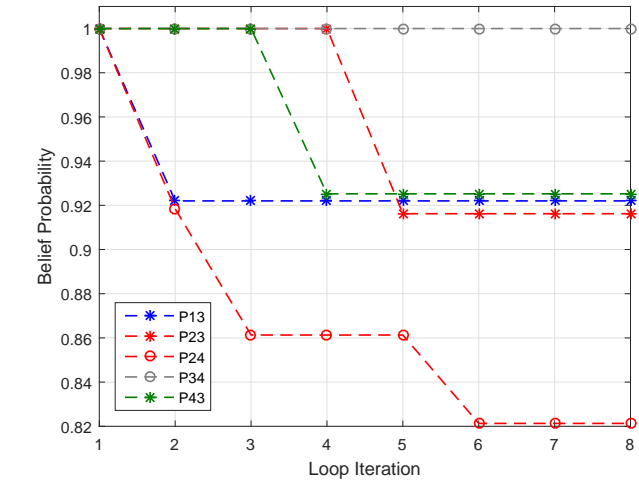
mechanism. The belief probabilities will be updated according to the observation when each delivery is performed. At the end, the extensive experiments of the BCoSDD framework have been conducted by using two datasets, i.e., Solomon Benchmark suite and a real dataset from a Singapore logistics industry. Based on the experiments, we can conclude that the BCoSDD framework can achieve the most effective solution, e.g., the lowest cost, compared with other baseline approaches.

X. ACKNOWLEDGMENT

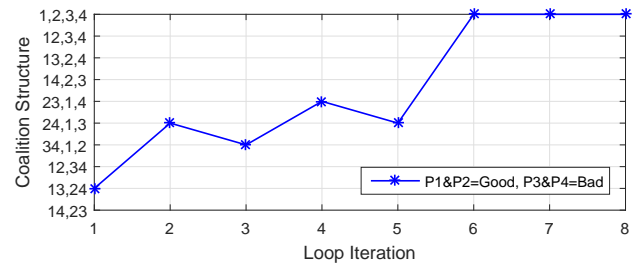
This work was partially supported by Singapore Institute of Manufacturing Technology-Nanyang Technological University (SIMTech-NTU) Joint Laboratory and Collaborative research Programme on Complex Systems.

REFERENCES

[1] Transparency Market Research, "E-commerce Logistics Market (Service Type - Warehousing (Mega Centers, Hubs/Delivery Centers, Returns Processing, Centers), Transportation (Air/Express Delivery, Freight/Rail, Trucking/Over Road, Maritime)) - Global Industry Analysis, Size, Share, Growth, Trends and Forecast 2016 - 2024," July 2016.



(a) Belief probabilities



(b) Stable coalition formation

Fig. 10: Belief update mechanism, where shippers p_1 and p_2 always deliver packages, shippers p_3 and p_4 deliver only 75% of packages that belong to the other cooperative shippers.

[2] H. Lee, M. Boile, S. Theofanis, and S. Choo, "Game theoretical models of the cooperative carrier behavior," *KSCIE Journal of Civil Engineering*, vol. 18, no. 5, pp 1528-1538, June 2014.

[3] S. Sawaditang, D. Niyato, P. S. Tan and P. Wang, "Supplier Cooperation in Drone Delivery," in *Proc. IEEE 88th Veh. Technol. Conf. (VTC Fall)*, Chicago, IL, USA, August 2018.

[4] C. Lin, K. L. Choy, G. T. S. Ho, S. H. Chung and H. Y. Lam, "Survey of Green Vehicle Routing Problem: Past and future trends," *Expert Systems with Applications*, vol. 41, pp. 1118-1138, 2014.

[5] M. M. Solomon, "Time Window Constrained Routing and Scheduling Problem," *Transportation Science*, vol. 22, pp. 1-13, 1988.

[6] G. Berbeglia, J.-F. Cordeau, I. Gribkovskaia and G. Laporte, "Static Pickup and Delivery Problems: A Classification Scheme and Survey," *TOP*, vol. 15, pp. 1-31, Jul 2007.

[7] V. Pillac, M. Gendreau, C. Guret and A. L. Medaglia, "A review of dynamic vehicle routing problems," *European Journal of Operational Research*, vol. 225, pp. 1-11, Feb 2013.

[8] M. Gendreau, G. Laporte and R. Seguin, "Stochastic vehicle routing," *European Journal of Operational Research*, vol. 88, pp. 3-12, 1996.

[9] G. Laporte, "The Vehicle Routing Problem: An overview of exact and approximate algorithms," *European Journal of Operational Research*, vol. 59, pp. 345-358, 1992.

[10] G. Laporte, M. Gendreau, J. Y. potvin, and F. Semet, "Classical and modern heuristics for the vehicle routing problem," *International transactions in Operational Research*, vol. 7, pp. 285-300, 2000.

[11] K. Sundar and S. Rathinam, "Algorithms for Routing an Unmanned Aerial Vehicle in the Presence of Refueling Depots," in *IEEE Transactions on Automation Science and Engineering*, vol. 11, no. 1, pp. 287-294, 2014.

[12] C. C. Murray and A. G. Chu, "The flying sidekick traveling salesman problem: Optimization of drone-assisted parcel delivery," *Transportation Research Part C: Emerging Technologies*, vol. 54, pp. 86109, 2015.

[13] S. M. Ferrandez, T. Harbison, T. Weber, R. Sturges, R. Rich, "Optimiza-

tion of a truck-drone in tandem delivery network using k-means and genetic algorithm,” in *Journal of Industrial Engineering and Management*, Vol. 9, pp. 374-388, 2016.

- [14] K. Dorling, J. Heinrichs, G. G. Messier and S. Magierowski, “Vehicle Routing Problems for Drone Delivery,” in *IEEE Transactions on Systems, Man, and Cybernetics: Systems*, vol. 47, no. 1, pp. 70-85, 2017.
- [15] I. Hong, M. Kuby, A. T. Murray, “A range-restricted recharging station coverage model for drone delivery service planning,” *Transportation Research Part C: Emerging Technologies*, vol. 90, pp. 198-212, 2018.
- [16] S. Sawadstitang, D. Niyato, P.S. Tan, P. Wang, “Joint Ground and Aerial Package Delivery Services: A Stochastic Optimization Approach,” *IEEE Transaction on Intelligent Transportation*, pp. 1-14, 2018.
- [17] M. A. Krajewska, H. Kopfer, G. Laporte, S. Ropke and G. Zaccour, “Horizontal cooperation among freight carriers: request allocation and profit sharing,” *Journal of the Operational Research Society*, vol. 59, pp. 1483-1491, 2008.
- [18] P. Liu, Y. Wu and N. Xu, “Allocating collaborative profit in less-than-truckload carrier alliance,” *Journal of Service Science and Management*, vol. 3, pp. 143-149, 2010.
- [19] M. Frisk, M. Gothe-Lundgren, K. Jornsten and M. Ronnqvist, “Cost allocation in collaborative forest transportation,” *European Journal of Operational Research*, vol. 205, pp. 448-458, 2010.
- [20] A. Kimms and I.Kozeletskyi, “Core-based cost allocation in the cooperative traveling salesman problem,” *European Journal of Operational Research*, vol. 248, pp. 910-916, 2016.
- [21] M. Guajardo and M. Ronnqvist, “A review on cost allocation methods in collaborative transportation,” *Intelligent Transportation in Operation Research*, vol. 23, pp. 371392, 2016.
- [22] R. Kaewpuang, D. Niyato, P. S. Tan, and P. Wang, “Cooperative Management in Full-Truckload and Less-Than-Truckload Vehicle System,” *IEEE Transaction on Vehicular Technology*, vol. 66, pp. 5707-5722, 2017.
- [23] R. B. Myerson, “Game Theory, Analysis of Conflict,” *Cambridge, MA: Harvard University Press*, 1991.
- [24] W. Saad, Z. Han, R. Zheng, A. Hjørungnes, T. Basar and H. V. Poor, “Coalitional Games in Partition Form for Joint Spectrum Sensing and Access in Cognitive Radio Networks,” in *IEEE Journal of Selected Topics in Signal Processing*, vol. 6, no. 2, pp. 195-209, April 2012.
- [25] C. J. L. Arachchige, S. Venkatesan, and N. Mittal, “An asynchronous neighbor discovery algorithm for cognitive radio networks,” in *Proc. IEEE Symp. on New Frontiers in Dynamic Spectrum Access Networks (DySPAN)*, Chicago, IL, USA, Oct. 2008.
- [26] J.S. Milton and J. Arnold, “Introduction to Probability and Statistics: Principles and Applications for Engineering and the Computing Sciences”. *McGraw Hill*, 1995.
- [27] K. Akkarajitsakul, E. Hossain and D. Niyato, “Coalition-Based Cooperative Packet Delivery under Uncertainty: A Dynamic Bayesian Coalitional Game,” *IEEE Transaction on Mobile Computing*, vol. 12, no. 2, pp. 371-385, 2013.
- [28] M. Pourahmadi, “Foundations of Time Series Analysis and Prediction Theory”. *John Wiley & Sons*, 2001.
- [29] Singpost. [Online]. Available: <http://www.singpost.com/>
- [30] M. M. Solomon, “Algorithms for the vehicle routing and scheduling problems with time window constraints,” in *Operations Research*, vol. 35, pp. 254-265, 1987.
- [31] D. Chattopadhyay, “Application of General Algebraic Modeling System to Power System Optimization,” *IEEE Transactions on Power Systems*, vol. 14, no. 1, pp. 15-22, Feb 1999.



Suttinee Sawadstitang received her B.Eng in Computer Engineering from King Mongkuts University of Technology Thonburi (KMUTT), Thailand in 2012 and M.Eng from Shanghai Jiao Tong University, China in 2015. She is currently pursuing a Ph.D. degree at SIMTech-NTU Joint Lab on Complex Systems, Nanyang Technological University, Singapore. Her research interests are in the area of transportation systems, operations research, optimization, and high performance computing.



Dusit Niyato (M’09-SM’15-F’17) is currently a professor in the School of Computer Science and Engineering, at Nanyang Technological University, Singapore. He received B.Eng. from King Mongkuts Institute of Technology Ladkrabang (KMITL), Thailand in 1999 and Ph.D. in Electrical and Computer Engineering from the University of Manitoba, Canada in 2008. His research interests are in the area of energy harvesting for wireless communication, Internet of Things (IoT) and sensor networks.



Puay Siew Tan received the Ph.D. degree in computer science from the School of Computer Engineering, Nanyang Technological University, Singapore. She is presently an Adjunct Associate Professor with the School of Computer Science and Engineering, Nanyang Technological University and also the Co-Director of the SIMTECH-NTU Joint Laboratory on Complex Systems. In her full-time job at Singapore Institute of Manufacturing Technology (SIMTech), she leads the Manufacturing Control Tower™ (MCT™) as the Programme Manager. She

is also the Deputy Division Director of the Manufacturing System Division. Her research interests are in the cross-field disciplines of Computer Science and Operations Research for virtual enterprise collaboration, in particular sustainable complex manufacturing and supply chain operations in the era of Industry 4.0.



Ping Wang (M08, SM15) received the PhD degree in electrical engineering from University of Waterloo, Canada, in 2008. She was with Nanyang Technological University, Singapore. Currently she is an associate professor at the department of Electrical Engineering and Computer Science, York University, Canada. Her current research interests include resource allocation in multimedia wireless networks, cloud computing, and smart grid. She was a coreipient of the Best Paper Award from IEEE Wireless Communications and Networking Conference (WCNC) 2012 and IEEE International Conference on Communications (ICC) 2007. She served as an Editor of IEEE Transactions on Wireless Communications, EURASIP Journal on Wireless Communications and Networking, and International Journal of Ultra Wideband Communications and Systems.



Sarana Nutanong received the Ph.D. degree in computer science from the University of Melbourne, Australia, in 2010. He is currently an Assistant Professor with the Department of Computer Science, City University of Hong Kong (CityU), Kowloon, Hong Kong. Before joining CityU, he was a Post-doctoral Research Associate at the University of Maryland Institute for Advanced Computer Studies between 2010 and 2012 and held a research faculty position with the Johns Hopkins University from 2012 to 2013. His research interests include

scientific data management, data-intensive computing, spatialtemporal query processing, and large-scale machine learning.