

BitPruning: Learning Bitlengths for Aggressive and Accurate Quantization

Miloš Nikolić
University of Toronto
Toronto, Canada

Ghouthi Boukli Hacene
Mila
Montreal, Canada

Ciaran Bannon
University of Toronto
Toronto, Canada

Alberto Delmas Lascorz
University of Toronto
Toronto, Canada

Mathieu Courbariaux
Mila
Montreal, Canada

Yoshua Bengio
Mila
Montreal, Canada

Vincent Gripon
IMT-Atlantique
Brest, France

Andreas Moshovos
University of Toronto
Toronto, Canada

Abstract—Neural networks have demonstrably achieved state-of-the-art accuracy using low-bitlength integer quantization, yielding both execution time and energy benefits on existing hardware designs that support short bitlengths. However, the question of finding the minimum bitlength for a desired accuracy remains open. We introduce a training method for minimizing inference bitlength at any granularity while maintaining accuracy. Furthermore, we propose a regularizer that penalizes large bitlength representations throughout the architecture and show how it can be modified to minimize other quantifiable criteria, such as number of operations or memory footprint. We demonstrate that our method learns thrifty representations while maintaining accuracy. With ImageNet, the method produces an average per layer bitlength of 4.13 and 3.76 bits on AlexNet and ResNet18 respectively, remaining within 2.0% and 0.5% of the baseline TOP-1 accuracy.

Index Terms—Heterogeneous quantization, learned datatype, neural networks

I. INTRODUCTION

A key choice that dictates Deep Neural Network (DNN) energy consumption and execution time performance during inference is the choice of *datatype*, that is the number of bits used per value (activations or weights) and their numerical interpretation. While 32-bit floating point is definitely sufficient, many applications can use other floating- or fixed-point representations without sacrificing accuracy. Doing so greatly reduces energy and boosts execution time performance on commodity hardware while it greatly improves cost, energy, and compute bandwidth in specialized accelerators. However, today often datatypes are chosen ahead of time without much consideration for their complex relationship to accuracy, energy and execution time performance [1]–[3]. This approach deprives us of the benefits of tighter datatype selection or worse fails convergence forcing us to retry training with another datatype. We present a technique for *learning* reduced bitlength integer representations at *any* granularity (e.g., network, layer, or sub-layer block of any shape or size). We demonstrate our technique for integer representations as they have been shown to be sufficient for many DNN applications and because integer

operations and functional units (multipliers and adders) are much less expensive area- and energy-wise than those for floating point. For integers, datatype selection amounts to selecting the *bitlength*, that is the number of bits.

Reducing bitlength yields benefits for data storage and computation for commodity CPUs and GPUs and specialized accelerators (see Table I):

- **Memory:** Each bit that can be removed is a bit that does not need to be stored or transferred. This is of particular importance in modern hardware where off-chip memory accesses are an order of magnitude slower and two orders of magnitude more energy consuming compared to on-chip operations (accesses or computation). In addition to allowing smaller on-chip memories or networks with more parameters, reduced bitlength directly saves transfer energy, and in the case of bandwidth limited systems, increases performance by reducing traffic. Low-cost memory compression techniques can directly take advantage of reduced bitlength at layer [4] [5] [6] or finer granularity [7] [8].
- **Computation:** The operations per cycle throughput of many hardware platforms scales inversely proportionally with bitlength. Most commodity general purpose or graphics processors (CPUs or GPUs) support several bitlengths, e.g., 16b at 1x throughput and 8b at 2x throughput, whereas, spatially composable and bit-serial accelerators [5]–[7], [9]–[12] support respectively all powers of two or all bitlengths up to some maximum.

Our goal is to squeeze out every possible benefit from reducing the bitlength used at *any* desired *granularity* and with *any priority*. Our method relies on an interpolation of bitlength to non-integer values allowing to trade-off accuracy and bitlength by gradient descent, and it can be applied at any granularity: e.g., per network, layer, value, or any group of values in between, as long as it is statically determined. This allows us to target a variety of hardware platforms via a unified approach; for example, layer fusion processes concurrently subsets of the activations across several layers to reduce off-chip accesses [17]. Additionally, our approach allows for selecting groups to be emphasized arbitrarily, allowing for prioritizing

TABLE I: Hardware accelerators that support variable bitlength activations ‘‘A’’ and weights ‘‘W’’.

Accelerator	Bitlength	Target	Granularity
Stripes [5]	Any	A	Layer
Dynamic Stripes [13]	Any	A	Group
Dpred [7]	Any	A	Group
BISMO [12]	Any	W+A	Layer
Bit-Slicing FPGA Accelerator [11]	Any	W+A	Layer
BitFusion [6]	Powers of 2	W+A	Layer
Loom [9]	Any	W+A	Layer
Bit Tactical [14]	Any	A	Layer/Group
Outlier-Aware [8]	Any + outliers	W+A	Group
UNPU [15]	Any	W	Network
Proteus [10]	Any	W+A	Group
GPUs [16]	1, 4, 8	W+A	Group

a selected criterion, for instance multiply accumulate (MAC) operation count or memory footprint. This makes it possible to appropriately target costs depending on the deployment scenario and workload, e.g., target computation for convolutional layers or memory for fully-connected ones. Finally, contrary to most previous approaches that ignore the first and last layers, ours is an *end-to-end* method that optimizes the whole network from input to output consistently.

II. RELATED WORK

Quantization techniques have recently received significant attention as they enable reductions in both the memory footprint and the computational power required by DNNs. These methods can be broadly divided along the following axes: 1) post-training vs. in-training, and 2) targeting pre-determined vs. learned datatypes.

The most straightforward post-training technique is to quantize a network which has been previously trained to use 32b floating-point and to a desired accuracy. Using this approach, many popular networks can be directly rounded to smaller data types (e.g., 16b, 8b) without incurring a significant accuracy loss. The attractiveness of this approach is that it delivers some improvement with little effort. However, its effectiveness is limited as the entire network must conform to the same data type. Profiling-based techniques can instead find per-layer bitlengths delivering further benefits [18], [19]. However, beyond a certain bitlength choice, post-training methods will start incurring accuracy loss. To allow further reduction in bitlengths, some post-training methods introduce a fine-tuning phase to recover accuracy losses.

In-training quantization methods generally outperform post-training ones, as they allow the network to train in a quantization-aware manner. Some of these techniques enforce the use of pre-selected datatypes which can be efficiently computed with custom processing elements however, they do not typically enable increased performance on commodity hardware [2], [3], [20]. Many accelerators permit multiple datatypes, or even variable bitlength in the case of bit-serial units, attaining improved performance from shorter bitlengths at fine levels of granularity [5]–[7], [9]–[11]. Quantization schemes which allow arbitrary groups of values to learn datatypes can thus provide benefits to both custom accelerators and commodity hardware [21]. We propose an in-training

quantization technique with learned datatypes. Unlike existing methods in this category, this technique achieves high accuracy with low bitlengths by extending the definition of bitlength to be non-integer, allowing training of the bitlength using SGD. The proposed method also introduces a loss function which optimizes inference accuracy and bitlengths simultaneously, without requiring expertly-selected constraints.

Our contributions are that we develop 1) an interpolation of integer bitlengths to non-integer bitlengths and thus make the learning of bitlengths possible, and 2) a regularizer that can, during training, reduce the number of bits used whilst minimizing the effect on inference accuracy.

III. METHOD

This section describes the *BitPruning* quantization technique. The method involves procedures for both the forward and backward passes used in training. We begin by defining a conventional, linear quantization scheme with integer bitlengths in the forward pass. This definition is then expanded to use non-linear bitlengths and we describe how this interpretation allows bitlengths to be learned using gradient descent. Subsequently, we introduce a parameterizable loss function, which enables *BitPruning* to penalize larger bitlengths. Finally, we describe the selection of the integer bitlengths which are ultimately used during inference.

A. Quantization

The greatest challenge for learning bitlengths is that they inherently represent disconnected values over which there is no obvious differentiation. We overcome this challenge by defining a quantization method based on non-integer bitlengths which is used during training. We start with a uniform integer quantization between the minimum and maximum values in each layer and expand this definition to non-integer values.

For an integer bitlength n we use a simple uniform fixed-point quantization between the minimum and maximum. That is, each float value V is represented by an integer:

$$Int(V, n) = Round((V - L_{min}) / Scale(n))$$

where $Int(V, n)$ is the integer value with bitlength n , L_{min} the minimum value in the layer (across the whole batch), and $Scale$ is the smallest representable difference:

$$Scale(n) = (L_{max} - L_{min}) / (2^n - 1)$$

where L_{max} is the maximum value in the layer (batch). Consequently, this scheme quantizes an input float value V to the following float value:

$$Q_i(V, n) = L_{min} + Int(V, n) * Scale(n)$$

Throughout training, we represent the integer quantization as $Q(n)$. This quantization scheme does not allow the learning of bitlengths with gradient descent due to its discontinuous and non-differentiable nature. To expand the definition to real-valued n , the values used in inference during training are

interpreted as an interpolation between the values represented by the nearest two integers:

$$Q_r(V, b + \alpha) = (1 - \alpha)Q_i(V, b) + \alpha Q_i(V, b + 1)$$

where $n = b + \alpha$, with $0 \leq \alpha < 1$, and $Q_i(V, b)$ is the uniform integer-bitlength quantization with b bits.

The scheme can be, and in this work is, applied to activations and weights separately. Since the minimum bitlength per value is 1, n is clipped at 1.0. This presents a reasonable extension of the meaning of bitlength in continuous space and allows for the loss to be differentiable with respect to bitlength. The final bitlength of each group for inference is then selected as the smallest integer greater or equal to the parameter bitlength learned during training.

During the forward pass the above formulae are applied to both activations and weights in the order shown. The values are converted to a floating point value that can be represented by an integer quantization, and if the bitlength is a non-integer value, the two nearest integer representations are interpolated. During the backward pass we use the straight-through estimator [22], [23] to prevent propagating zero gradients that result from the discreteness of the rounding operation. An interesting side effect of the simple uniform quantization is a misalignment of quantization values that can be represented by different bitlengths. For each bitlength, all quantization points other than the first and last do not share a value with any quantization point from any other bitlengths. For instance, a range between 0 and 7 with bitlengths of 3 and 2 would yield quantization points at $[0, 1, 2, 3, 4, 5, 6, 7]$ and $[0, 2.33, 4.66, 7]$, respectively.

We assumed that our model adequately represents the expressiveness of the network and has a monotonous relationship with accuracy. This assumption may be broken when selecting the integer bit lengths. The most obvious point at which we experience this phenomenon is during the jump between non-integer and integer bitlengths, which is resolved by extending the fine tuning phase. Since this work targets inference, extending training is not considered a significant issue which may be the topic of future work.

B. Loss Function

The loss function penalizes bitlength by adding a weighted average (with weights λ_i) of the bits n_i required for weights and activations of all layers. We define total loss L as:

$$L = L_l + \gamma \sum (\lambda_i \times n_i)$$

where L_l is the original loss function, γ is the regularization coefficient used for selecting how aggressive the quantization should be, λ_i is the weight corresponding to the importance of the i^{th} group of values, and n_i is the bitlength of the activations or weights in that group.

This loss function can be used to target any quantifiable criteria. For the majority of this paper, we select λ_i such that the loss function weighs all layers equally and produces a loss of 1.0 for an 8-bit network. This is equivalent to stating that the benefit of reducing bitlengths is equal across all value groups. In Section IV-A3 we explore how λ_i can be used to

target a reduction of memory footprint of an activation and weight-heavy case, as well as minimize the number of MAC operations.

C. Final Bitlength Selection

The above training method will produce non-integer bitlengths which however, are meaningless for practical hardware. Accordingly, we adjust the learned non-integer bitlengths to their nearest greater integer. Sections IV-A2 and IV-B2 show that while this initially affects accuracy continuing training recovers this accuracy loss. During this training phase we adjust the weights only while keeping the bitlengths constant. We do this with the same parameters.

IV. EVALUATION AND RESULTS

Without loss of generality we report experimental results per-layer granularity, for weights and activations separately. However this choice is arbitrary and it is straightforward to adapt to any other granularity (e.g., per group of values that would be transferred or processed together). Similarly, it is a simple extension of the loss function to change the coefficients in the weighted sum so that we prioritize groups according to other quantifiable criteria.

We report results when training bitlengths on the CIFAR10 [24] and ImageNet [25] datasets. For each dataset we examine the effects on accuracy and bitlength, integer bitlength selection and finetuning. Finally, Section IV-A3 explores varying (λ_i) to minimize memory footprint or operation count.

A. CIFAR10

This section discusses the results of learning bitlengths for AlexNet [26] and for ResNet18 [27] on the CIFAR10 dataset.

1) *Learning bitlength:* The networks were trained over 300 epochs with the default fast.ai [28] parameters and with the one cycle policy in Pytorch [29]. Table II shows TOP-1 validation accuracy for a 32-bit float baseline, as well as quantized models with our redefined loss. The bitlength weights (λ_i) are set to normalize all bitlengths to 8 bits and to emphasize all layers equally. If all layers use bitlength 8, the produced loss will be γ . We then changed γ to produce regularizers of progressively higher strength. The table reports the resulting average bitlengths over all layers. Accuracies comparable to the baseline can be achieved with less than 3 bits on average for AlexNet, and almost with 2 bits for ResNet. Progressively stronger regularizers achieve smaller bitlengths albeit at a slight degradation in accuracy. Weights consistently achieve smaller bitlengths than activations, while activations tend to benefit from more aggressive regularizers. This is expected as the weights are directly set by the quantization scheme, while activations are indirectly affected during run-time.

Figure 1 shows the validation accuracy and average bitlengths of activations and weights over the 300 training epochs. The bitlengths converge quickly and concurrently (all layers, weights and activations). While not shown in detail, within 30-40 epochs the bitlengths across all groups drop near to their final values. Only slight changes during the remaining training

TABLE II: Activation/weight bitlengths and achieved accuracy of aggressive quantization and different strength regularizers on CIFAR10 for non-integer and integer bitlengths.

Network	Regularizer	Non-Integer Bitlengths			Rounded Integer Bitlengths		
		Accuracy	Weights # of bits	Activations # of bits	Final Accuracy	Weights # of bits	Activations # of bits
AlexNet	Baseline	78.8	32 float	32 float	78.8	32 float	32 float
	$\gamma=0.5$	78.3	3.78	4.34	77.9	4.33	4.83
	1.0	78.5	3.03	3.89	77.9	3.50	4.33
	2.5	78.3	2.45	3.18	75.0	3.00	3.67
	5.0	78.2	2.06	2.72	75.4	2.50	3.17
	10.0	Does not converge			Does not converge		
ResNet18	Baseline	94.9	32 float	32 float	94.9	32 float	32 float
	$\gamma=0.5$	94.2	1.67	2.73	94.4	1.90	3.38
	1.0	93.5	1.30	2.26	94.1	1.43	2.90
	2.5	93.1	1.15	2.01	93.4	1.24	2.43
	5.0	92.8	1.14	1.99	93.3	1.24	2.48
	10.0	94.1	1.61	2.35	94.2	1.90	2.90

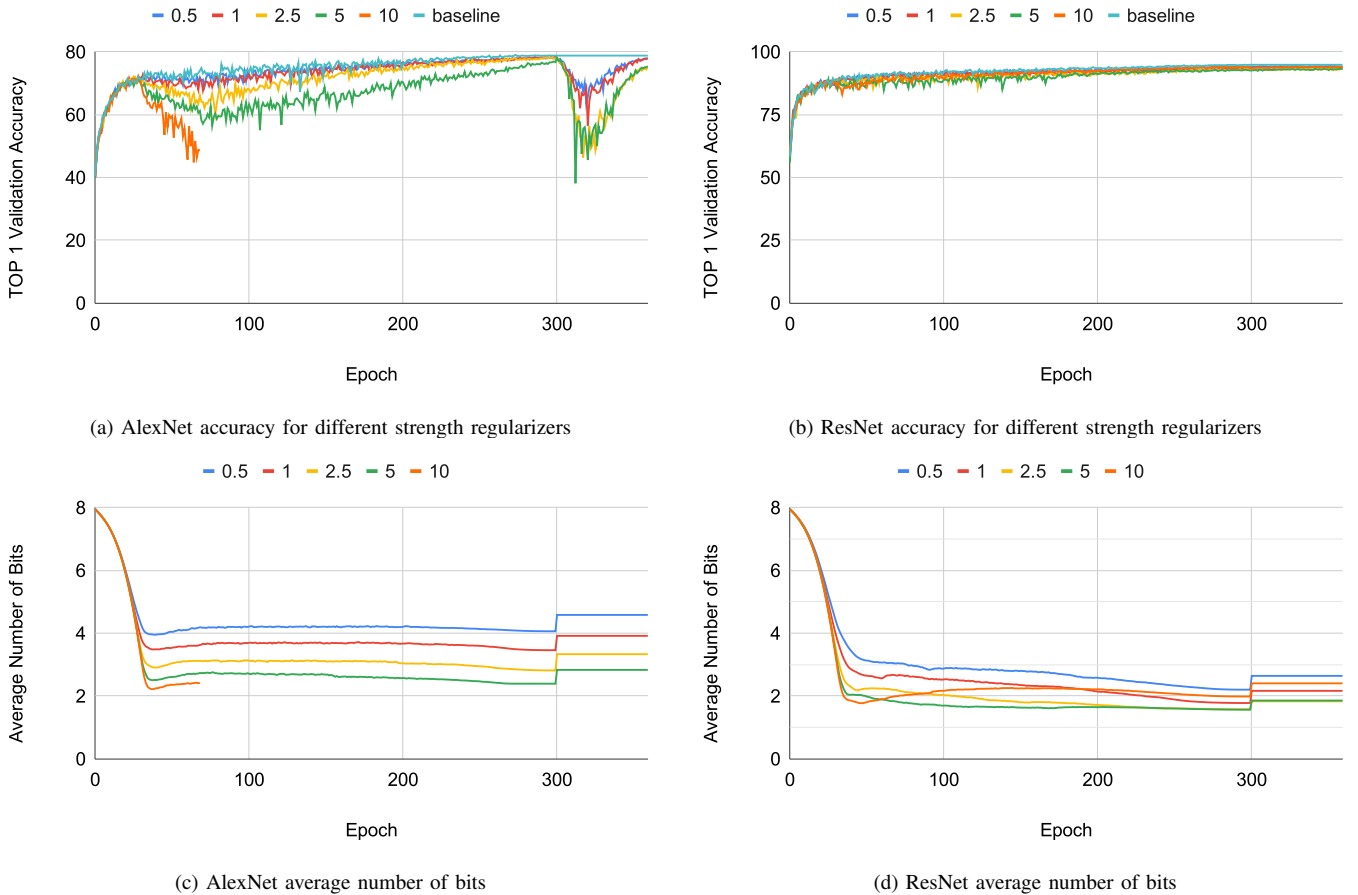


Fig. 1: CIFAR10 validation accuracy and average bitlength during training for progressively more aggressive regularizers.

epochs are observed. While all versions of ResNet18 closely track the baseline, AlexNet versions tend to follow closely the validation accuracy for first part of training. As bitlengths plateau, the accuracy drops for quantized networks with the degradation being greater for more aggressive quantizations. However, as training approaches the 300 epoch mark, all versions of AlexNet, except the most aggressive one, converge towards the baseline accuracy. For AlexNet more aggressive quantizers

arrive to more aggressive bitlengths. The most aggressive attempt crashes at epoch 69. Similarly, all versions of ResNet18 reach average bitlengths corresponding to the aggressiveness of quantization, except for the most aggressive one. The most aggressive one dips the fastest, however it is the only one which bounces off the minimum and converges to a bitlength that is even larger than some of those achieved with the less aggressive ones. This shows that the training phase at which

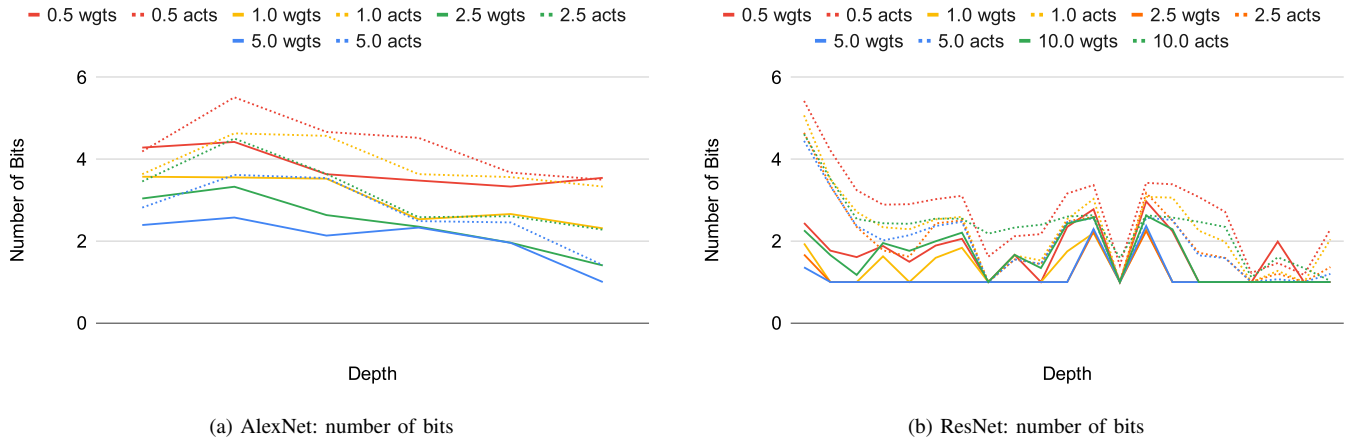


Fig. 2: CIFAR10 bitlength for AlexNet and ResNet as a function of layer position in a breadth first manner for progressively more aggressive regularizers. Solid lines represent weights and dashed ones represent activations.

the Loss and the Regularizer conflict matters and affects both accuracy and bitlength.

Figure 2 shows that the required bitlengths vary noticeably per layer, thus creating more opportunities for specialized hardware; Uniform per network bitlengths would leave a lot of potential untapped. A finer quantization approach would presumably offer even more potential. While both networks show a slight descending trend towards latter layers, ResNet18’s first layer requires significantly more bits.

2) *Selecting bitlengths*: After this initial training, bitlengths are set to the ceiling of their learned value, resulting in a noticeable accuracy drop. There are two reasons why this occurs: our interpolation is imperfect (larger bitlengths often, but not always give better accuracy) and the network is partially trained for the smaller bitlength. Crucially, fine-tuning the networks regains this lost accuracy within 60 epochs. Table II shows the drop in accuracy of integer bitlength networks as well as the effects of fine-tuning. In all cases, selecting the integer bitlengths increases the bitlengths by about 0.5 bits. Finally, Table II shows the validation accuracy and average bitlengths of these fine-tuned integer bitlength versions in comparison with the baseline and non-integer bitlength versions. While the final integer bitlength ResNet18 versions slightly outperform the corresponding non-integer versions, the converse is true for AlexNet. In general most versions produce very similar accuracies in the integer and non-integer cases.

3) *Weighted Bit Loss*: Finally, we train AlexNet and ResNet18 with a modified loss function to minimize memory footprint or operation count. The bit loss is weighted respectively according to the number of elements or operations in each layer and for activations and weights separately (in all previous experiments all layers were weighted equally). All other hyperparameters are kept the same. We individually consider memory footprint for inference with batch sizes 1 and 128, representing a weight and activation-heavy network, as well as operation count and original loss function weights. Table III shows the effects

of the resulting weighted loss functions for a range of criteria. The table shows that the weighted bitlength regularizer allows us to successfully target different criteria. On each criterion the targeted version of the network outperforms the generic case. However, differently weighted loss functions may affect accuracy and the final bitlength depends greatly on the choice of cutoff in final bit-selection.

B. ImageNet

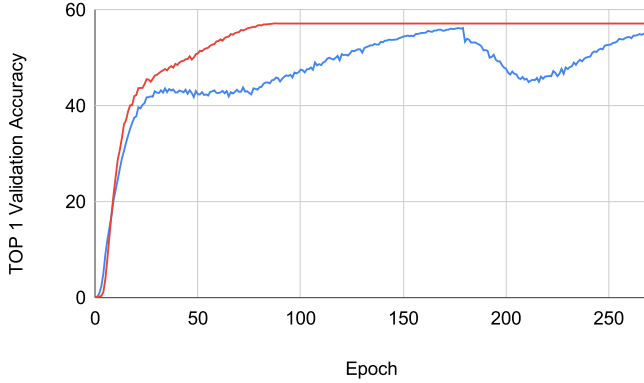
The networks were trained over 180 epochs with default fast.ai [28] parameters and one cycle policy in Pytorch [29]. Maximum learning rates were 0.01 and 0.1 for AlexNet and ResNet18 respectively. The baseline 32 float network was trained over 90 epochs with the same hyper-parameters.

1) *Learning bitlengths*: Table IV shows TOP-1 validation accuracy for the 32-bit float baseline, and for quantized models with our redefined loss. The loss parameters, λ_i and γ , are set to normalize all bitlengths to 8 and to weigh all layers equally. If all layers use 8 bits, the produced loss will be 1.0. The table shows that accuracies comparable to the baseline for both networks can be achieved with around 3.5 bits on average for weights and around 4 bits for activations. Similarly to CIFAR10, the method is more capable to reduce bitlengths on the weights than activations.

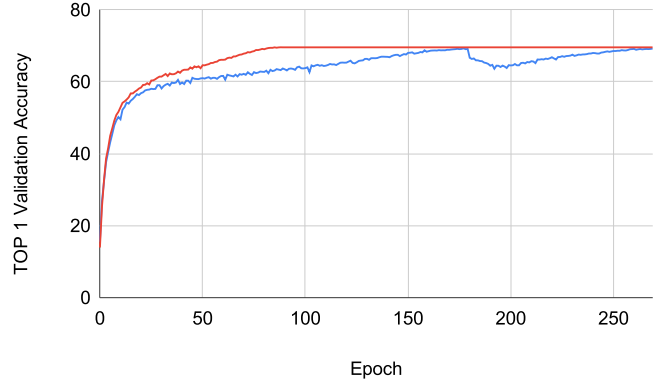
Figure 3 shows the validation accuracy and average bitlengths of activations and weights over the 180 training epochs. After sufficient training the non-integer quantized networks reach near the baseline accuracy, however during training both quantized networks validation accuracy under-performs. During training per-layer bitlengths drop quickly and concurrently, within 10 epochs, to near final values. At this point the accuracy of AlexNets diverges, while the accuracy of ResNet starts diverging a bit later. While the bitlengths do not change much until the end of training, they slowly and noticeably increase for AlexNet, whilst for ResNet they continue to slowly decrease. Although the changes are small, they may tip the final integer

TABLE III: Influence of loss function weighting on Cifar10. Average number of bits where the weights are selected as follows: BS - Batch Size, MAC - Multiply Accumulate

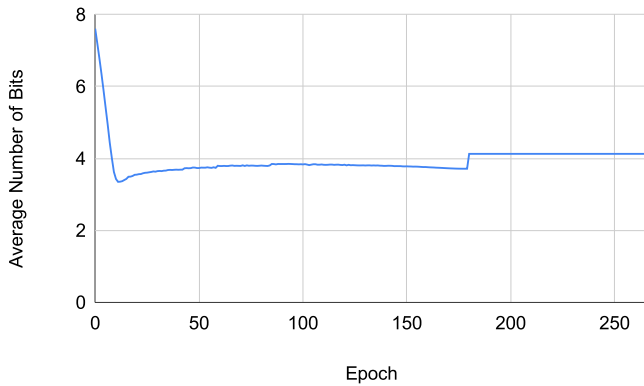
Network	target	Accuracy	Non-Integer bitlengths			Rounded Integer bitlengths		
			BS of 1 footprint	BS of 128 footprint	MAC operations	BS of 1 footprint	BS of 128 footprint	MAC operations
AlexNet	regular	78.5	2.97	3.22	3.82	3.40	3.64	4.25
	BS 1	80.0	2.35	3.53	5.03	2.57	3.8	5.45
	BS 128	78.7	2.42	2.90	3.91	2.80	3.29	4.33
	MAC ops	79.1	2.89	3.39	3.39	3.53	3.96	3.90
ResNet18	regular	93.5	1.23	2.85	2.26	1.35	2.70	2.15
	BS 1	94.7	1.12	2.85	1.78	1.34	2.70	2.16
	BS 128	93.6	1.67	1.83	2.55	1.86	2.32	3.10
	MAC ops	94.1	1.53	2.35	1.74	1.64	2.89	2.07



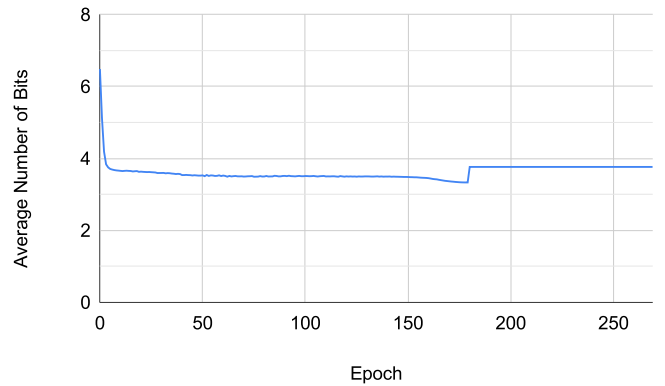
(a) AlexNet Validation Accuracy



(b) ResNet18 Validation Accuracy



(c) AlexNet Average number of bits



(d) ResNet18 Average number of bits

Fig. 3: ImageNet validation accuracy and average bitlength during training. Blue - Training Quantization; Red - Baseline

bitlength. Since the bitlengths change little after first 20-30 epochs, bitlengths can presumably be selected around 30th epoch for some networks (e.g.. ResNet18), however benefits might be smaller or accuracy might not match baseline (e.g.. AlexNet). All networks show a significant drop in accuracy at end of epoch 90, however in the following 90 epochs both networks reach the baseline accuracy.

2) *Selecting bitlengths*: As with CIFAR10 the final bitlengths are selected as the *ceiling* of their learned values, and the network is finetuned for 90 epochs with 1/10th of the learning rate. Table IV shows the effects of selecting

bitlengths and offline-tuning on validation accuracy. Again, initially there is a noticeable drop in accuracy, especially in ResNet18. However, after the first epoch of fine tuning, the accuracy recovers to 67.89%. After fine tuning, the model is able to match the baseline’s accuracy. Finally, the accuracy drop of selecting integer bitlengths is smaller than it was with CIFAR10.

C. Bitlength vs. Layer Position

Figure 4 shows that the bitlengths noticeably vary per layer. While both networks show a slight descending trend towards

TABLE IV: ImageNet bitlength and validation accuracy.

Network	Regularizer	Non-Integer bitlengths			Rounded Integer bitlengths		
		Accuracy	Weights # of bits	Activations # of bits	Final Accuracy	Weights # of bits	Activations # of bits
AlexNet	Baseline	57.12	32	32	57.12	32 float	32 float
AlexNet	1.0	56.20	3.35	4.07	55.07	3.88	4.38
ResNet18	Baseline	69.54	32	32	69.54	32 float	32 float
ResNet18	1.0	69.26	2.86	3.80	69.19	3.38	4.14

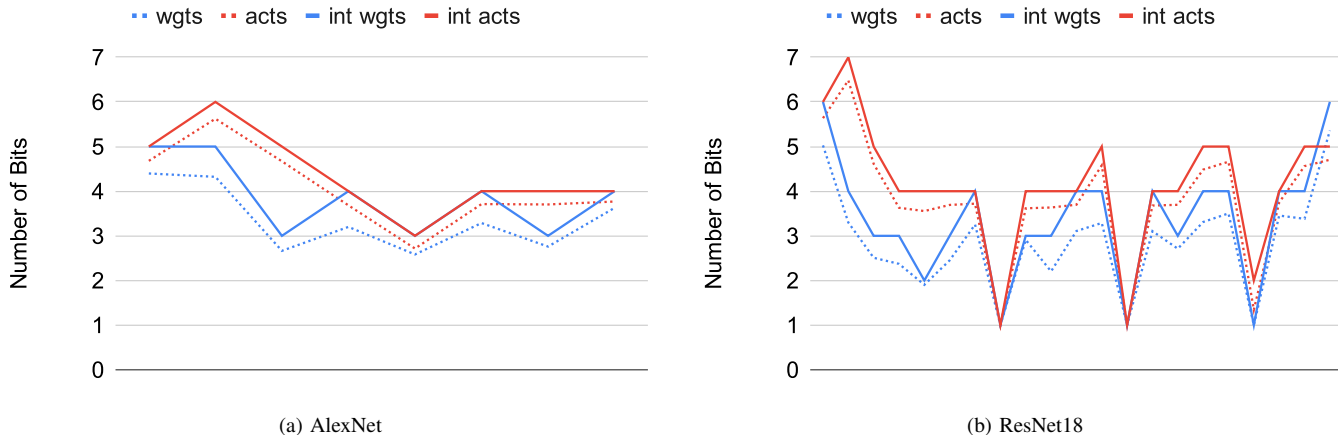


Fig. 4: Number of bits for activations/weights for each layer listed in a breadth first manner.

latter layers, ResNet18’s first few layers require significantly more bits. Similarly, the last layers of both networks require noticeably more bits. Finally, activations for all layers require at least as many bits as weights, often more.

The bitlength requirements vary over different layers and for activations/weights. This fact justifies the approach of using finer granularities for choice of datatype.

D. Selecting Bitlength Early

In this section we explore when the final bitlengths can be selected. This approach is inspired by the fact the non-integer bitlengths converge quickly to near final values. However, the required bitlengths slightly changes throughout most of training. For Alexnet, the last integer change is at epoch 53, whilst the last change in ResNet is at epoch 178. We test this early selection approach on AlexNet by training both the bitlengths and the model for their first 30 epochs, and then fixing bitlengths to their integer values over the next 150 epochs. Figure 5 shows that when the bitlengths are fixed early, it is possible to continue training and closely follow the non-integer bitlength version. However, the final accuracy obtained is about 1% worse. This is due to the fact that at after epoch 30, a few layer bitlengths increase by 1.

E. Comparison with Other Quantization Techniques

Table V clearly shows the advantage of our approach against uniform 4-bit (PACT) quantization and a profiled per-layer quantization in both validation accuracy and bitlength.

Additionally, we compare to Mixed Precision DNNs (MPDNNs), a recent work which learns quantization parameters

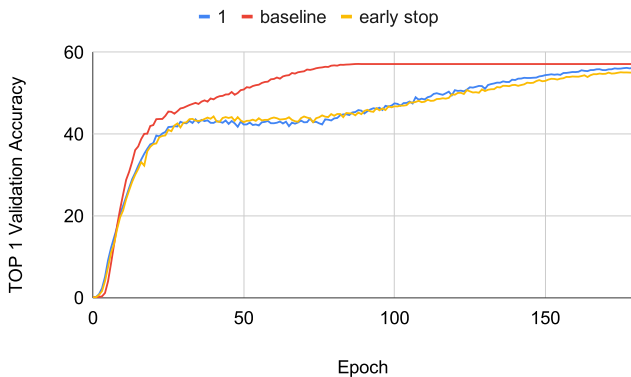


Fig. 5: Alexnet validation accuracy. Trained for 30 epochs with BitPrune, and then 150 with integer bitlengths

during training [21]. Mixed Precision DNNs starts with a pre-trained network and *then* learns quantization scale and dynamic range to reduce memory footprint. We limit attention to ResNet18 and ImageNet. Both techniques achieve a validation accuracy within 0.3% of the full precision baseline. When tasked with optimizing accuracy and memory footprint MPDNNs assigns 10.50MB and 1.05MB of memory for weights and activations respectively. As per the original MPDNNs study these memory requirements are for all weights and for the largest activation layer respectively. When MPDNNs is tasked with optimizing accuracy while meeting a pre-determined memory footprint constraint equivalent to that

TABLE V: Comparison with other quantization techniques

Method	AlexNet			ResNet18		
	Accuracy	Weights	Activations	Accuracy	Weights	Activations
PACT	55.7	5.0	5.0	69.2	4.38	4.38
Profiled	55.78	7.63	5.75	65.56	6.41	6.34
BitPruning	55.07	3.875	4.375	69.19	3.38	4.14

TABLE VI: Improvements over profiled quantization on select accelerators. Performance - Execution time reduction, Footprint - Total Storage

Accelerator	AlexNet				ResNet18			
	Trained		Profiled		Trained		Profiled	
	Performance	Footprint	Performance	Footprint	Performance	Footprint	Performance	Footprint
Stripes	1.69×	0.95×	1.26×	0.98×	1.72×	0.94×	1.23×	0.98×
Dpred	3.97×	0.91×	3.35×	0.91×	3.98×	0.89×	3.88×	0.90×
BitFusion	1.63×	0.60×	1.00×	1.00×	2.47×	0.53×	1.00×	1.00×
Loom	3.74×	0.27×	2.81×	0.33×	4.11×	0.29×	3.44×	0.35×
Proteus	—	0.47×	—	0.98×	—	0.50×	—	0.81×

needed when all values use 4b, the requirements drop to 5.4MB and 0.38MB. With *BitPruning* weights and activations respectively require 5.5MB and 0.67MB. *BitPruning* achieves this low memory footprint despite: 1) using a loss function that does not explicitly target memory footprint (we still weigh all layers equally), and 2) not requiring the user to specify a target memory budget that is known to work well. Further, Section IV-A3 has shown that by adjusting the loss function *BitPruning* can explicitly target memory footprint.

F. Hardware Benefits

Finally, in Table VI we show the benefits of our approach on existing and proposed hardware designs. Our approach does significantly better than past profiling approaches [18], [19], as well as the 8 bit baseline on all evaluated accelerators.

V. DRAWBACKS

The method presented targets aggressive, but accurate, quantization that can deliver efficient inference on both specialized and commodity hardware. Conversely, there are costs during training to learn the bitlengths. Since the CIFAR10 dataset is small and the networks for it are not computationally and memory expensive, the costs are negligible. However, in order to match accuracy on ImageNet we needed to train for twice as many epochs as the baseline. Additionally, each epoch lasted longer, from 20% for AlexNet to 100% for ResNet18 on our setup: Pytorch with fastai on Nvidia GTX2080. Additionally, memory requirements doubled for the same Batch Size. Furthermore, in this work we assume that the uniform quantization is applied on each batch, that is the batch maximum and minimum required for correct quantization and are known during inference. Ideally, all layers would be quantized based on a constant minimum and maximum and not a dependent on the input batch.

VI. CONCLUSION

The proposed method is capable of learning the number of bits required for accurate inference with controlled increase of loss function. On CIFAR10 we obtain 3.92 and 2.17 bits on average on AlexNet and ResNet18 respectively, with

relative accuracies within 0.9% for the weakest regularizer. On ImageNet we obtain 4.13 and 3.76 average bitlengths with AlexNet and ResNet18 respectively, whilst remaining within 2.0% and 0.5% of baseline accuracy. The method can be applied at an arbitrary granularity with any selected weighted criteria. We demonstrate how this method can be used effectively to minimize the number of operations or the memory footprint in weight heavy (small batch) or activation heavy (large batch) use cases. With CIFAR10 and for AlexNet and ResNet18 we reduce footprint respectively by 24% and 14% (batch size 1), 10% and 14% (batch size 128). Computation needs, measured as bits processed by MAC operations, are reduced respectively by 8% and 4%. Similarly, a modification of weights in the regularizer enables optimizing any other quantifiable criteria. The method can be used to quantize all layers, including first and last, resulting in a simple end to end approach for quantization. The method naturally benefits existing hardware designs that can exploit different datatypes to significantly boost performance, whilst reducing memory traffic and footprint for all devices.

REFERENCES

- [1] M. Courbariaux, Y. Bengio, and J.-P. David, "BinaryConnect: Training Deep Neural Networks with binary weights during propagations," *ArXiv e-prints*, Nov. 2015.
- [2] E. Park, S. Yoo, and P. Vajda, "Value-aware quantization for training and inference of neural networks," *CoRR*, vol. abs/1804.07802, 2018. [Online]. Available: <http://arxiv.org/abs/1804.07802>
- [3] J. Choi, Z. Wang, S. Venkataramani, P. I. Chuang, V. Srinivasan, and K. Gopalakrishnan, "PACT: parameterized clipping activation for quantized neural networks," *CoRR*, vol. abs/1805.06085, 2018. [Online]. Available: <http://arxiv.org/abs/1805.06085>
- [4] P. Judd, J. Albericio, T. Hetherington, T. M. Aamodt, N. E. Jerger, and A. Moshovos, "Proteus: Exploiting numerical precision variability in deep neural networks," in *Proceedings of the 2016 International Conference on Supercomputing*, ser. ICS '16. New York, NY, USA: ACM, 2016, pp. 23:1–23:12. [Online]. Available: <http://doi.acm.org/10.1145/2925426.2926294>
- [5] P. Judd, J. Albericio, T. Hetherington, T. Aamodt, and A. Moshovos, "Stripes: Bit-serial Deep Neural Network Computing," in *Proceedings of the 49th Annual IEEE/ACM International Symposium on Microarchitecture*, ser. MICRO-49, 2016.
- [6] H. Sharma, J. Park, N. Suda, L. Lai, B. Chau, J. K. Kim, V. Chandra, and H. Esmailzadeh, "Bit fusion: Bit-level dynamically composable architecture for accelerating deep neural networks," *CoRR*, vol. abs/1712.01507, 2017. [Online]. Available: <http://arxiv.org/abs/1712.01507>

- [7] A. D. Lascorz, S. Sharify, P. Judd, K. Siu, M. Nikolic, and A. Moshovos, "Dpred: Making typical activation values matter in deep learning computing," *CoRR*, vol. abs/1804.06732, 2017. [Online]. Available: <http://arxiv.org/abs/1804.06732>
- [8] E. Park, D. Kim, and S. Yoo, "Energy-efficient neural network accelerator based on outlier-aware low-precision computation," *2018 ACM/IEEE 45th Annual International Symposium on Computer Architecture (ISCA)*, pp. 688–698, 2018.
- [9] S. Sharify, A. D. Lascorz, P. Judd, and A. Moshovos, "Loom: Exploiting weight and activation precisions to accelerate convolutional neural networks," *CoRR*, vol. abs/1706.07853, 2017. [Online]. Available: <http://arxiv.org/abs/1706.07853>
- [10] P. Judd, J. Albericio, T. Hetherington, T. M. Aamodt, N. E. Jerger, and A. Moshovos, "Proteus: Exploiting numerical precision variability in deep neural networks," in *Proceedings of the 2016 International Conference on Supercomputing*, ser. ICS '16. New York, NY, USA: ACM, 2016, pp. 23:1–23:12. [Online]. Available: <http://doi.acm.org/10.1145/2925426.2926294>
- [11] O. Bilaniuk, S. Wagner, Y. Savaria, and J.-P. David, "Bit-slicing fpga accelerator for quantized neural networks," in *2019 IEEE International Symposium on Circuits and Systems (ISCAS)*. IEEE, 2019, pp. 1–5.
- [12] Y. Umuroglu, L. Rasnayake, and M. Sjalander, "BISMO: A scalable bit-serial matrix multiplication overlay for reconfigurable computing," *CoRR*, vol. abs/1806.08862, 2018. [Online]. Available: <http://arxiv.org/abs/1806.08862>
- [13] A. Delmas, P. Judd, S. Sharify, and A. Moshovos, "Dynamic stripes: Exploiting the dynamic precision requirements of activation values in neural networks," *CoRR*, vol. abs/1706.00504, 2017. [Online]. Available: <http://arxiv.org/abs/1706.00504>
- [14] A. Delmas Lascorz, P. Judd, D. M. Stuart, Z. Poulos, M. Mahmoud, S. Sharify, M. Nikolic, K. Siu, and A. Moshovos, "Bit-tactical: A software/hardware approach to exploiting value and bit sparsity in neural networks," in *Proceedings of the Twenty-Fourth International Conference on Architectural Support for Programming Languages and Operating Systems*, ser. ASPLOS '19. New York, NY, USA: ACM, 2019, pp. 749–763. [Online]. Available: <http://doi.acm.org/10.1145/3297858.3304041>
- [15] J. Lee, C. Kim, S. Kang, D. Shin, S. Kim, and H.-J. Yoo, "Unpu: A 50.6tops/w unified deep neural network accelerator with 1b-to-16b fully-variable weight bit-precision," *2018 IEEE International Solid - State Circuits Conference - (ISSCC)*, pp. 218–220, 2018.
- [16] Nvidia, "Nvidia AI inference platform performance study," Nvidia, Tech. Rep., 2018.
- [17] M. Alwani, H. Chen, M. Ferdman, and P. Milder, "Fused-layer CNN accelerators," in *49th Annual IEEE/ACM International Symposium on Microarchitecture, MICRO 2016, Taipei, Taiwan, October 15-19, 2016*. IEEE Computer Society, 2016, pp. 22:1–22:12. [Online]. Available: <https://doi.org/10.1109/MICRO.2016.7783725>
- [18] P. Judd, J. Albericio, T. Hetherington, T. Aamodt, N. Enright Jerger, R. Urtasun, and A. Moshovos, "Reduced-Precision Strategies for Bounded Memory in Deep Neural Nets, arXiv:1511.05236v4 [cs.LG] ," *arXiv.org*, 2015.
- [19] M. Nikolic, M. Mahmoud, Y. Zhao, R. Mullins, and A. Moshovos, "Characterizing sources of ineffectual computations in deep learning networks," in *International Symposium on Performance Analysis of Systems and Software*, 03 2019.
- [20] A. Zhou, A. Yao, Y. Guo, L. Xu, and Y. Chen, "Incremental network quantization: Towards lossless cnns with low-precision weights," 02 2017.
- [21] S. Uhlich, L. Mauch, K. Yoshiyama, F. Cardinaux, J. A. García, S. Tiedemann, T. Kemp, and A. Nakamura, "Differentiable quantization of deep neural networks," *CoRR*, vol. abs/1905.11452, 2019. [Online]. Available: <http://arxiv.org/abs/1905.11452>
- [22] Y. Bengio, N. Léonard, and A. Courville, "Estimating or propagating gradients through stochastic neurons for conditional computation," *arXiv preprint arXiv:1308.3432*, 2013.
- [23] I. Hubara, M. Courbariaux, D. Soudry, R. El-Yaniv, and Y. Bengio, "Binarized neural networks," in *Advances in neural information processing systems*, 2016, pp. 4107–4115.
- [24] A. Krizhevsky, "Learning multiple layers of features from tiny images," *Tech. Rep.*, 2009.
- [25] O. Russakovsky, J. Deng, H. Su, J. Krause, S. Satheesh, S. Ma, Z. Huang, A. Karpathy, A. Khosla, M. Bernstein, A. C. Berg, and L. Fei-Fei, "ImageNet Large Scale Visual Recognition Challenge," *arXiv:1409.0575 [cs]*, Sep. 2014, arXiv: 1409.0575.
- [26] A. Krizhevsky, I. Sutskever, and G. E. Hinton, "Imagenet classification with deep cnns," in *NIPS 25*, F. Pereira, C. Burges, L. Bottou, and K. Weinberger, Eds. Curran Associates, Inc., 2012, pp. 1097–1105.
- [27] K. He, X. Zhang, S. Ren, and J. Sun, "Deep residual learning for image recognition," in *Proceedings of the IEEE conference on computer vision and pattern recognition*, 2016, pp. 770–778.
- [28] J. Howard *et al.*, "fastai," <https://github.com/fastai/fastai>, 2018.
- [29] A. Paszke, S. Gross, S. Chintala, G. Chanan, E. Yang, Z. DeVito, Z. Lin, A. Desmaison, L. Antiga, and A. Lerer, "Automatic differentiation in pytorch," 2017.