

Inert doublet as multicomponent dark matter

Amalia Betancur^a, Guillermo Palacio^b
*Grupo Física Teórica y Aplicada, Universidad EIA,
A.A. 7516, Envigado, Colombia*

Andrés Rivera^c
*Instituto de Física, Universidad de Antioquia,
Calle 70 No. 52-21, Medellín, Colombia
(Dated: December 18, 2020)*

In this work, we study multicomponent dark sectors comprised of a fermionic and a scalar dark matter candidate. In the scalar sector, we mostly focus on the Inert Doublet Model while in the fermionic sector we study three different models. For all of them, we investigate the impact that dark matter conversion and regular WIMP dark matter annihilating processes have on the relic abundance. We mostly recover the region between the electroweak scale and ~ 550 GeV for the scalar dark matter mass, which is usually excluded in the Inert Doublet Model. We also consider current constraints from both direct detection and indirect detection experiments and include future prospects to probe the models. Additionally, we investigate constraints from collider searches on the fermionic dark matter candidates.

I. INTRODUCTION

It is now well established that over 80% of the total matter content of the Universe is in the form of Dark Matter (DM) [1]. Nevertheless, no particle within the Standard Model (SM) of particle physics meets the criteria to be a DM candidate, and so the solution demands physics beyond the SM (BSM). Most models that address the solution include a weakly interacting massive particle (WIMP), as a DM candidate. As an example, in the well known Minimal Supersymmetric Standard Model (MSSM), the DM phenomenology focuses usually on the neutralino as the DM candidate, where this neutralino could be Bino, Higgsino, Wino or a mixture of them [2]. Some models need far fewer ingredients than the MSSM, for instance, in simple extensions of the SM a field or fields are added such that the lightest neutral particle, if stable, is a DM candidate. In general, the stability requires an additional symmetry which could be a discrete global symmetry such as the Z_n symmetries, with $n = 2$ the most widely imposed [3–5]. Such models tend to be simple, with only a few free parameters, and fractions of them constrained by current experiments; and, because they are economical, they have attracted a great deal of attention.

One of the most famous simplified models is the Inert Doublet Model (IDM) [6, 7] which is a type of Two Higgs Doublet Model (THDM) [8, 9]. In this extension, a scalar doublet, similar to the Higgs field, is added to the SM. The field is odd under an imposed Z_2 symmetry which renders its lightest neutral component stable and thus, a DM candidate. The popularity of the IDM rests on the fact that it presents an interesting phenomenology for direct detection (DD) [10–12], indirect detection (ID) [13–16] and colliders experiments [17, 18]. Moreover, it has been shown that the IDM may be connected to other BSM problems such as neutrino masses as in the Scotogenic model [19] as well as in the generation of matter and antimatter asymmetry [20–22]. Nevertheless, there are challenges and drawbacks that are worth considering. First and foremost, due to the efficient gauge interactions of the fields, it is only possible to account for the observed relic abundance according to the Planck satellite measurement [1] in the Higgs funnel regime ($M_{\text{DM}} \sim m_h/2$) and $M_{\text{DM}} \geq 550$ GeV (with M_{DM} the mass of the DM candidate and m_h the mass of the SM Higgs field). As a result, a region that has great potential from being probed now or in the near future, is not allowed. Moreover, due to the so far null results in WIMP direct DM searches, the viable parameter space is becoming smaller.

On the other hand, there are no theoretically well-motivated reasons to consider the lightest component of the IDM to be the only DM candidate. As a proof of principle, 5% of the matter-energy of the Universe is composed of a myriad of particles, thus it makes sense to think that the dark sector could be comprised of several stable particles. Models with multicomponent dark sector are gathering attention due to the null results from DM searches [23–27]. Thus, a DM candidate such as the one of the IDM could be accompanied by another stable neutral particle. Works such as [28–33] have considered the IDM as part of a multicomponent framework where it is accompanied by additional vector boson, fermions, an Axion, and scalar particles respectively.

^a amalia.betancur@eia.edu.co

^b guillermo.palacio38@eia.edu.co

^c afelipe.rivera@udea.edu.co

In the present work, we want to investigate the phenomenology of the IDM when it is accompanied by another fermionic weakly interacting massive particle (WIMP) DM candidate. In particular, we want to focus on recovering the scalar DM mass region that goes from 100 – 550 GeV although we also consider larger DM masses. To this end, we extend the SM with fermions that are a mix of fields that transform as singlet, doublets, and triplets under the $SU(2)_L$ symmetry. These fields are similar to the well studied Bino-Higgsino, Higgsino-Wino, and Bino-Wino in the MSSM. To stabilize the DM, there are additional global symmetries such that the SM fields are not charged under them, the scalar field is charged only under Z_2 while fermionic fields are charged only under the Z'_2 . For all models, we impose theoretical constraints and investigate the relic density, direct detection, indirect detection and collider experiments restrictions on the parameter space.

This article is organized as follows: In Sec. II we present the formalism for two DM component models, while in Sec. III we present a review of the IDM which plays an important role providing the scalar DM candidate, and in Sec. IV we discuss the experimental and theoretical constraints applied for all the models proposed. We also present each of the model's Lagrangian, fields, particle contents with the respective phenomenological analysis and collider constraints in Sec. V for the singlet-doublet fermion DM + inert doublet model (SDFDM+IDM), in Sec. VI for doublet-triplet fermion DM + inert doublet model (DTFDM+IDM) and Sec. VII for the singlet-triplet fermion dark matter model (STFDM). Finally, we summarize our results in Sec. VIII.

II. TWO DM COMPONENTS

In this framework, we assume that in the early Universe there are two WIMP particles in the primordial plasma. Therefore, we have a multicomponent DM model with two candidates. Specifically, in this work, the first particle will be the lightest neutral component of an inert scalar [7] and the second one will be a Majorana fermion arising from different representations of the SM's $SU(2)_L$ group, such as a singlet, a doublet or a triplet fermion. This second candidate will be dubbed as χ_1^0 and will emerge in some specific models as we will show latter.

Now, in this general setup of two DM candidates, there are some processes that need to be taken into account in the early Universe in order to explain the 100% of the observed DM relic abundance [34]. First, the DM annihilation $DM DM \rightarrow Smp Smp$, second the DM semi-annihilation $DM DM \rightarrow DM Smp$ and finally, the DM conversion [35, 36] which involves processes such as $DM DM \rightarrow DM DM$, where the DM particles can be H^0 or χ_1^0 and Smp represents one SM particle. Nevertheless, in our work, as a result of imposing two discrete symmetries, a Z_2 for the scalar DM sector and Z'_2 for the fermion DM sector, the $DM DM \rightarrow DM Smp$ processes will be forbidden while the other two are still allowed.

To compute the DM relic abundance we used MicrOMEGAs [35, 36]. This package solves the Boltzmann equations taking into account the last two remaining processes. Those are:

$$\frac{d\eta_1}{dt} = -\sigma_v^{11} (\eta_1^2 - \bar{\eta}_1^2) - \frac{1}{2}\sigma_v^{1122} \left(\eta_1 \eta_2 - \eta_2^2 \frac{\bar{\eta}_1}{\bar{\eta}_2} \right) - 3H\eta_1, \quad (1)$$

$$\frac{d\eta_2}{dt} = -\sigma_v^{22} (\eta_2^2 - \bar{\eta}_2^2) - \frac{1}{2}\sigma_v^{2211} \left(\eta_2 \eta_1 - \eta_1^2 \frac{\bar{\eta}_2}{\bar{\eta}_1} \right) - 3H\eta_2, \quad (2)$$

where, $\eta_1(\eta_2)$ is the number density of the $H^0(\chi_1^0)$ particle, H is the Hubble parameter, σ_v^{ii} is the thermal averaged cross section for the annihilation process $DM_i DM_i \rightarrow Smp Smp$ (DM_i is H^0 or χ_1^0) and σ_v^{ijij} ($i \neq j$) is the thermal averaged cross section for the conversion process $DM_i DM_i \rightarrow DM_j DM_j$. As a result of the nature of this setup and

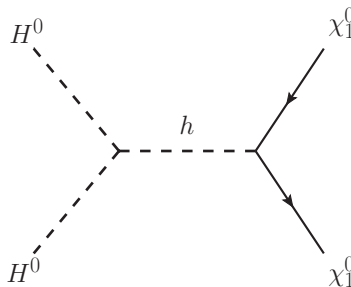


FIG. 1. DM conversion through the Higgs portal.

the Z_2, Z'_2 symmetries, we find that in this work the two DM sectors will communicate only through the Higgs portal

as is shown in Fig. 1. Nevertheless, MicrOMEGAs takes into account the multiple DM annihilation channels that are natural for each DM model by itself, and so, it includes special processes such as coannihilations and resonances [37]. Therefore, after solving this Boltzmann equations, the program is able to compute the relic abundance for the two DM candidates. The contribution from each DM species is displayed, such that

$$\Omega h^2 = (\Omega_{\chi_1^0} h^2 + \Omega_{H^0} h^2). \quad (3)$$

III. IDM

The IDM enlarges the SM with an extra scalar doublet, where the new field is odd under a Z_2 symmetry, whereas all the other fields are even [6, 38]. The corresponding scalar potential takes the form

$$V(H, \eta) = -\mu_1^2 |H|^2 + \frac{\lambda_1}{2} |H|^4 + \mu_2^2 |\eta|^2 + \frac{\lambda_2}{2} |\eta|^4 + \lambda_3 |H|^2 |\eta|^2 + \lambda_4 |H^\dagger \eta|^2 + \frac{\lambda_5}{2} [(H^\dagger \eta)^2 + \text{h.c.}], \quad (4)$$

where the H stands for the Higgs doublet and η is the Z_2 -odd scalar field, which are expressed as

$$H = \begin{pmatrix} G^+ \\ \frac{v+h+iG^0}{\sqrt{2}} \end{pmatrix}, \quad \eta = \begin{pmatrix} H^+ \\ \frac{H^0+iA^0}{\sqrt{2}} \end{pmatrix}. \quad (5)$$

After electroweak symmetry breaking (EWSB), the Higgs field develops a vacuum expectation value (VEV) $\langle H \rangle = (0, \frac{v}{\sqrt{2}})^T$, with $v = 246$ GeV. G^+ and G^0 becomes the longitudinal degrees of freedom of W and Z respectively. Due to the quartic couplings to the Higgs, the particles within Z_2 -odd doublet acquire masses which are given by:

$$M_{H^0}^2 = \mu_2^2 + \frac{(\lambda_3 + \lambda_4 + \lambda_5)}{2} v^2, \quad (6)$$

$$M_{A^0}^2 = \mu_2^2 + \frac{(\lambda_3 + \lambda_4 - \lambda_5)}{2} v^2, \quad (7)$$

$$M_{H^\pm}^2 = \mu_2^2 + \frac{\lambda_3 v^2}{2}. \quad (8)$$

The particle content of IDM (after EWSB) will become part of the scalar sector of the two component DM models that we are going to explore, for that reason, in order to do a complete analysis of the these models, we carry out a scan of the IDM's parameter space as is shown in Table I. The IDM may be probed by DD experiments, its SI cross

| Parameter | Range |
|-------------------|----------------------------|
| $\lambda_{2,3,4}$ | $10^{-4} - 10$ |
| $-\lambda_5$ | $10^{-8} - 10$ |
| μ_2 | $10 - 5 \times 10^3$ (GeV) |

TABLE I. Scan range of the parameters of the IDM model.

section is given by:

$$\sigma_{SI}^{H^0} = \frac{m_r^2}{\pi} \left(\frac{\lambda_L}{m_{H^0} m_h^2} \right)^2 f_N^2 m_N^2, \quad (9)$$

where, $f_N \approx 0.3$ is the form factor for the scalar interaction [39, 40], $M_N \approx 0.938$ GeV is the nucleon mass, m_r is the reduced mass of the DM and the nucleon defined as $m_r = M_N m_{H^0} / (M_N + m_{H^0})$ and $\lambda_L = \frac{\lambda_3 + \lambda_4 + \lambda_5}{2}$.

IV. EXPERIMENTAL AND THEORETICAL CONSTRAINTS

In this section we list experimental and theoretical constraints that will be imposed in all models:

i) Electroweak precision observables (EWPO): Physics BSM can generate changes on SM observables that arise through loop corrections. The set of EWPOs are minimally described by the STU Peskin-Takauchi parameters [41]. The S and T oblique parameters are defined in the standard parametrization as ¹ [41]:

$$S = \frac{4s_W^2 c_W^2}{\alpha} \left(\frac{\Pi_{ZZ}(m_Z^2) - \Pi_{ZZ}(0)}{m_Z^2} - \frac{c_W^2 - s_W^2}{s_W c_W} \frac{\Pi_{Z\gamma}(m_Z^2)}{m_Z^2} - \frac{\Pi_{\gamma\gamma}(m_Z^2)}{m_Z^2} \right), \quad (10)$$

$$T = \frac{1}{\alpha} \left(\frac{\Pi_{WW}(0)}{m_W^2} - \frac{\Pi_{ZZ}(0)}{m_Z^2} \right), \quad (11)$$

with Π_{VV} ,² the gauge boson self-energy functions. The new particle content of the two component DM models proposed in this work will contribute to the Π_{VV} . We demand that all models fulfill the current experimental limits on S and T [42]

$$S = 0.02 \pm 0.10, \quad (12)$$

$$T = 0.07 \pm 0.12. \quad (13)$$

ii) From Planck satellite measurements, the DM relic abundance is constrained to be [1]:

$$\Omega h^2 = 0.1200 \pm 0.0012. \quad (14)$$

iii) Additional charged particles may contribute to the branching ratio of the Higgs into two photons. In this work, both the fermionic and scalar dark sectors, should, in principle, contribute to the Higgs diphoton decay rate due to the new charged particles. For the SDFDM+IDM and the STFDM such contribution is not possible due to the $SU(2)_L$ symmetry but for the DTFDM+IDM it is present and may be sizable. Moreover, the charged particles of the scalar sector contributes for all models, though this contribution is usually not sizable. To ensure the correct decay rate we computed its value for all models and ensured that the limit on the signal strength relative to the standard model prediction was always within the allowed values presented by the CMS [43] and ATLAS [44] experiments, that is, $R_{\gamma\gamma} = \frac{Br(h \rightarrow \gamma\gamma)_{\text{Observed}}}{Br(h \rightarrow \gamma\gamma)_{SM}}$ are:

$$R_{\gamma\gamma}^{\text{CMS}} = 1.18_{-0.14}^{+0.17}, \quad (15)$$

$$R_{\gamma\gamma}^{\text{ATLAS}} = 0.99_{-0.14}^{+0.15}. \quad (16)$$

iv) In the SDFDM (in Sec. V) and DTFDM (in Sec. VI) models, the scalar sector of the SM is extended introducing a scalar inert doublet (see Sec. III). The models are subject to theoretical restrictions such as perturbativity, vacuum stability and unitarity. These conditions imply that there are restrictions for the λ_i couplings as well as restrictions among the couplings themselves as follows [45–47]. For vacuum stability this is:

$$\lambda_{1,2} > 0, \quad \lambda_3 + 2\sqrt{\lambda_1 \lambda_2} > 0, \quad \lambda_3 + \lambda_4 - |\lambda_5| + 2\sqrt{\lambda_1 \lambda_2} > 0. \quad (17)$$

For perturbativity, all dimensionless couplings on the scalar potential must satisfy:

$$|\lambda_i| < 8\pi. \quad (18)$$

For unitarity we have [45–47]:

$$|e_i| \leq 8\pi, \quad (19)$$

where e_i are:

$$\begin{aligned} e_{1,2} &= \lambda_3 \pm \lambda_4, \quad e_{3,4} = \lambda_3 \pm \lambda_5, \\ e_{5,6} &= \lambda_3 + 2\lambda_4 \pm 3\lambda_5, \quad e_{7,8} = -\lambda_1 - \lambda_2 \pm \sqrt{(\lambda_1 - \lambda_2)^2 + \lambda_4^2}, \\ e_{9,10} &= -3\lambda_1 - 3\lambda_2 \pm \sqrt{9(\lambda_1 - \lambda_2)^2 + (2\lambda_3 + \lambda_4)^2}, \\ e_{11,12} &= -\lambda_1 - \lambda_2 \pm \sqrt{(\lambda_1 - \lambda_2)^2 + \lambda_5^2}. \end{aligned} \quad (20)$$

¹ The U parameter is not displayed since it turns to be small for the three BSM models under consideration.

² where $VV' \in \{W, Z, \gamma\}$.

Since the scalar content and potential parameter of the STFDM in Sec. VII is different than the one of the two models mentioned above, we considered the limits used in Ref. [48]

$$\lambda_{1,2} \geq 0, \quad \lambda_2^\Omega \geq 0, \quad (21)$$

$$\lambda_3 + \sqrt{\lambda_1 \lambda_2} \geq 0, \quad \lambda_{345} + \sqrt{\lambda_1 \lambda_2} \geq 0, \quad (22)$$

$$\lambda_1^\Omega + \sqrt{2\lambda_1 \lambda_2^\Omega} \geq 0, \quad \lambda^\eta + \sqrt{2\lambda_2 \lambda_2^\Omega} \geq 0, \quad (23)$$

and

$$\sqrt{2\lambda_1 \lambda_2 \lambda_2^\Omega} + \lambda_3 \sqrt{2\lambda_2^\Omega} + \lambda_1^\Omega \sqrt{\lambda_2} + \lambda^\eta \sqrt{\lambda_1} + \sqrt{(\lambda_3 + \sqrt{\lambda_1 \lambda_2})(\lambda_1^\Omega + \sqrt{2\lambda_1 \lambda_2^\Omega})(\lambda^\eta + \sqrt{2\lambda_2 \lambda_2^\Omega})} \geq 0, \quad (24)$$

where $\lambda_{345} = \lambda_3 + \lambda_4 - |\lambda_5|$. When $\lambda_4 + |\lambda_5| < 0$, in the equations (22) and (24) we must replace $\lambda_3 \rightarrow \lambda_{345}$.

v) Finally, LEP sets limits on the masses of charged and neutral particles which couples to the Z and W bosons. The constraints are summarized as [49]:

$$m_{\rho^\pm} > 103.5 \text{ GeV}, \quad m_{\phi_1^0} + m_{\phi_2^0} > m_Z, \quad 2m_{\rho^+} > m_Z, \quad (25)$$

$$m_{\phi^\pm} > 70.0 \text{ GeV}, \quad 2m_{\phi^\pm} > m_Z, \quad m_{\phi_1^0} + m_{\phi^\pm} > m_W, \quad (26)$$

$$\max(m_{\phi_1^0}, m_{\phi_2^0}) > 100.0 \text{ GeV}, \quad m_{\rho^0} + m_{\rho^+} > m_W, \quad m_{\phi_2^0} + m_{\phi^\pm} > m_W, \quad (27)$$

where the ϕ (χ) stand for scalar (fermions) particles. The particles per model are displayed in table II.

| Models /Fields | ρ^\pm | ρ^0 | ϕ^\pm | ϕ_i^0 |
|----------------|------------------|------------------|------------|------------------|
| SDFDM + IDM | χ^\pm | $\chi_{1,2,3}^0$ | H^\pm | H^0, A^0 |
| DTFDM + IDM | $\chi_{1,2}^\pm$ | $\chi_{1,2,3}^0$ | H^\pm | H^0, A^0 |
| STFDM | χ^\pm | $\chi_{1,2}^0$ | η^\pm | η^R, η^I |

TABLE II. Fields appearing in the LEP constraints for the three models under consideration.

V. SINGLET-DOUBLET FERMION DARK MATTER MODEL

The singlet-doublet DM model, dubbed as the SDFDM for short, has been widely studied in the Ref. [50–56]. The model has a rich phenomenology, with possible signals of DD and ID that can be tested in experiments such as XENON1T [57], DARWIN [58], Fermi-LAT [59], H.E.E.S. [60], etc. The SDFDM can also generate neutrino masses at one-loop level if the scalar content of the model is extended as shown in Ref. [55].

The particle content of the model consists of one vector-like Dirac $SU(2)_L$ -doublet fermion $\Psi = (\Psi^0, \Psi^-)$ and one Majorana singlet fermion N with zero hypercharge, all of them are odd under the Z'_2 symmetry, under which the SM particles are even. The most general Z'_2 -invariant Lagrangian includes:

$$\mathcal{L} \supset -M_\Psi \bar{\Psi} \Psi - M_N \bar{N}^c N - \left[y_1 \bar{\Psi} \tilde{H} P_R N + y_2 \bar{\Psi} \tilde{H} P_L N + \text{h.c.} \right], \quad (28)$$

where H is the SM Higgs doublet with $\tilde{H} = i\sigma_2 H^*$ and $P_{R,L} = (1 \pm \gamma_5)/2$ are the projection operators.

After, EWSB the Z'_2 -odd fermion spectrum is composed by a charged Dirac fermion χ^- with a mass $m_{\chi^\pm} = M_\Psi$, and three Majorana fermions that arise from the mixture between the neutral parts of the $SU(2)_L$ doublets and the singlet fermion. In the basis $(N, \Psi_L^0, (\Psi_R^0)^\dagger)^T$, the neutral fermion mass matrix is given by:

$$\mathbf{M} = \begin{pmatrix} M_N & -m_\lambda \cos \beta & m_\lambda \sin \beta \\ -m_\lambda \cos \beta & 0 & M_\Psi \\ m_\lambda \sin \beta & M_\Psi & 0 \end{pmatrix}, \quad (29)$$

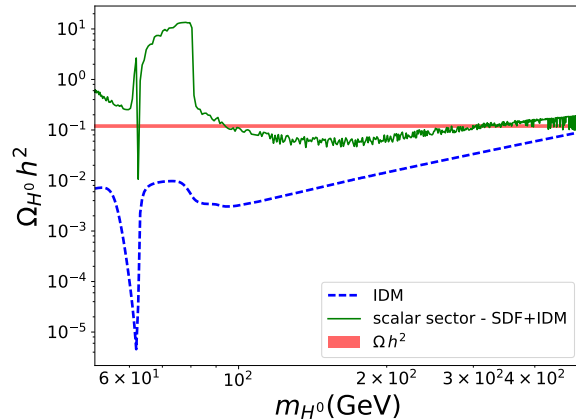


FIG. 2. Example of DM conversion in the SDFDM+IDM model. We choose the parameters $\lambda_L = 0.045$, $y_2 = 10^{-2}$, $y_1 = 10^{-3}$, $m_{\chi_1} - m_{H^0} \lesssim 1.1$ GeV and $m_{\Psi} > 1$ TeV.

where

$$\lambda = \sqrt{y_2^2 + y_1^2}, \quad m_\lambda = \frac{\lambda v}{\sqrt{2}}, \quad \tan \beta = \frac{y_2}{y_1}. \quad (30)$$

Note that the mass matrix \mathbf{M} follows the same convention of the bino-higgsino sector of the MSSM [61] where $m_\lambda = m_Z \sin \theta_W$ ($\lambda = g'/\sqrt{2}$). The Majorana fermion mass eigenstates $\mathbf{X} = (\chi_1, \chi_2, \chi_3)^T$ are obtained through the rotation matrix \mathbf{O} , such that $\mathbf{O}^T \mathbf{M} \mathbf{O} = \mathbf{M}_{\text{diag}}^X$, with $\mathbf{M}_{\text{diag}}^X = \text{Diag}(m_{\chi_1}, m_{\chi_2}, m_{\chi_3})$. The lightest χ_i eigenstate will be the DM particle and will be dubbed as χ_1^0 . Moreover, in the limit of small doublet-fermion mixing ($m_\lambda \ll M_D, M_N$), these fermion masses were computed in Ref. [55].

As we mentioned in Sec. IV, the new fermions in this model affects the EWPO parameters. The contribution to the S and T parameters were computed in Ref. [53, 62]. We took this into account in the numerical analysis of the SDFDM model, and we used the restriction shown in Sec. IV, eqs. (12) and (13). On the other hand, we also computed numerically the branching ratio of the Higgs decay into two photons and we took into account the current experimental limits of CMS and ATLAS described in Sec. IV, eqs. (15) and (16).

A. DM conversion example

The complete model is given by the combination of the SDFDM and the IDM model. It will be dubbed as SDFDM+IDM for short. There are two DM candidates, the Majorana fermion χ_1^0 of the SDFDM model and the scalar field H^0 of the IDM model. Now, with two DM particles, we need to take into account that in the early Universe, DM conversion could change the abundance for each specie as was suggested in Sec. II. In Fig. 2 we show an example in which the scalar abundance of H^0 is enhanced by the annihilation of the fermion field χ_1^0 . The blue dashed-line shows the typical behavior of the IDM model for some specific parameters. However, when we add the fermion field χ_1^0 , the DM abundance is enhanced to the green solid line. This behavior is obtained because we have over-abundance of fermion χ_1^0 for the parameters that we fixed in Fig. 2. Therefore, the process $\chi_1^0 \bar{\chi}_1^0 \rightarrow H^0 H^0$ is opened as we described in Sec. II and enhance the relic abundance for the scalar particle H^0 in the early Universe.

B. Numerical results

In order to do a complete analysis of the SDFDM+IDM model, we carry out a scan of its parameter space as is shown in Table III. We implemented the model in SARAH [63–67], coupled to the SPheno [68, 69] routines. To obtain the DM relic density, we used MicrOMEGAs [70], which takes into account all the possible channels contributing to the relic density, including processes such as coannihilations and resonances [37]. We selected the models that can account for the total Ωh^2 to 3σ standard deviation according to Planck satellite measurement [1], as well as the constraints described in Sec. IV. For those points, we computed the SI DM-nucleus scattering cross section, and checked it against

| Parameter | Range |
|-----------|------------------------------|
| M_N | $10^0 - 5 \times 10^3$ (GeV) |
| M_Ψ | $10^2 - 5 \times 10^3$ (GeV) |
| $y_{1,2}$ | $10^{-4} - 10$ |

TABLE III. Scan range of the parameters of the SDFDM model. The parameters of the IDM model are scanned as is shown in Table I.

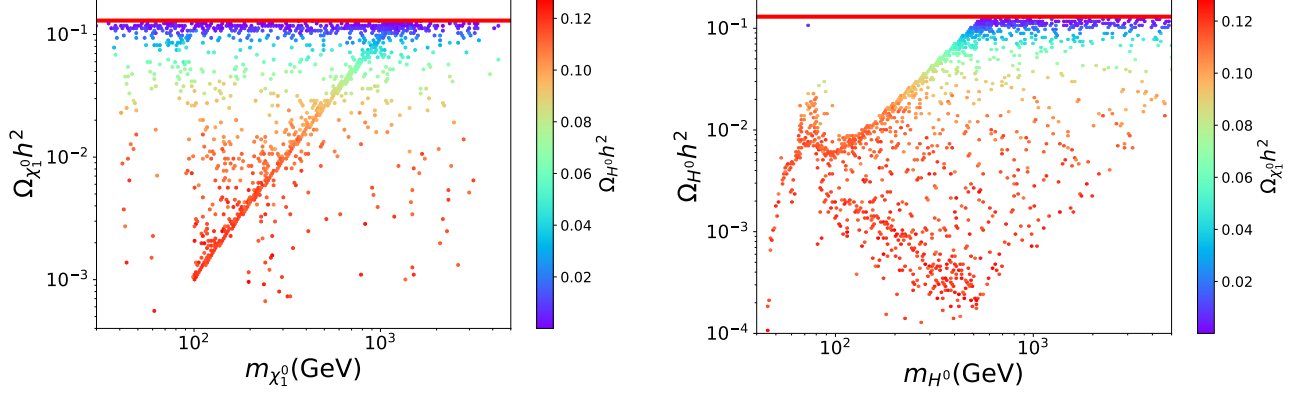


FIG. 3. Left: Fermion abundance. Right: Scalar abundance. All those models fulfill that $(\Omega_{H^0} + \Omega_{\chi_1^0})h^2 = (0.1200 \pm 0.0036)$ to 3σ according Sec. IV (see eq. (14)).

the current experimental bounds of XENON1T [57], and prospect bounds for DARWIN [58], the most sensitive DD experiment planned.

C. Relic density

In the SDFDM+IDM model, DM conversion could alter the abundance of each species as was shown in Sec. V A. However, we checked that when we impose the experimental constraint on the relic abundance to 3σ , this effect is not sizeable for this model and the DM conversion does not play an important role. This is because σ_v^{ijj} is smaller than σ_v^{ii} , and therefore, the relic abundance is obtained for each model with a negligible communication in the early Universe. On the left side of Fig. 3 we show the DM abundance for the fermion field χ_1^0 . The blue points show that the SDFDM model itself could account for the observed DM abundance without the contribution of the scalar field H^0 . Also, on the right side of Fig. 3 we show the DM abundance for the scalar field H^0 . We note that it is always below the experimental value for $m_{H^0} \lesssim 550$ GeV, except for points near to the resonance with the SM Higgs field, which is the known behavior of the IDM model. For $m_{H^0} \gtrsim 550$ GeV, the IDM model can explain the total value of the relic abundance (blue points). However, for $m_{H^0} \lesssim 550$ GeV the presence of the fermion component χ_1^0 is necessary in order to obtain the experimental value for Ωh^2 (red points).

D. Direct detection

At tree-level, the SDFDM+IDM model has nucleon recoil signals. The fermion χ_1^0 and the scalar field H^0 interact with nucleons through the Higgs field of the SM and also through the Z gauge boson portal. For the fermion DM component, the SI interaction through the scalar portal gives a cross section

$$\sigma_{\chi_1^0}^{SI} \approx 2 \frac{m_r^2}{\pi} \left(\frac{c_{\chi_1^0 \chi_1^0 h}}{vm_h^2} \right)^2 f_N^2 m_N^2, \quad (31)$$

where $c_{\chi_1^0 \chi_1^0 h} = \sqrt{2} \mathbf{O}_{11} (y_1 \mathbf{O}_{12} - y_2 \mathbf{O}_{13})$ is the coupling between the DM and the Higgs scalar field, $m_r = m_N m_{\chi_1^0} / (m_N + m_{\chi_1^0})$ is the reduced mass, and $f_N \approx 0.3$ is the form factor for the scalar interaction [39, 40]. Also, for the scalar DM component, the SI cross section is given by eq. (9).

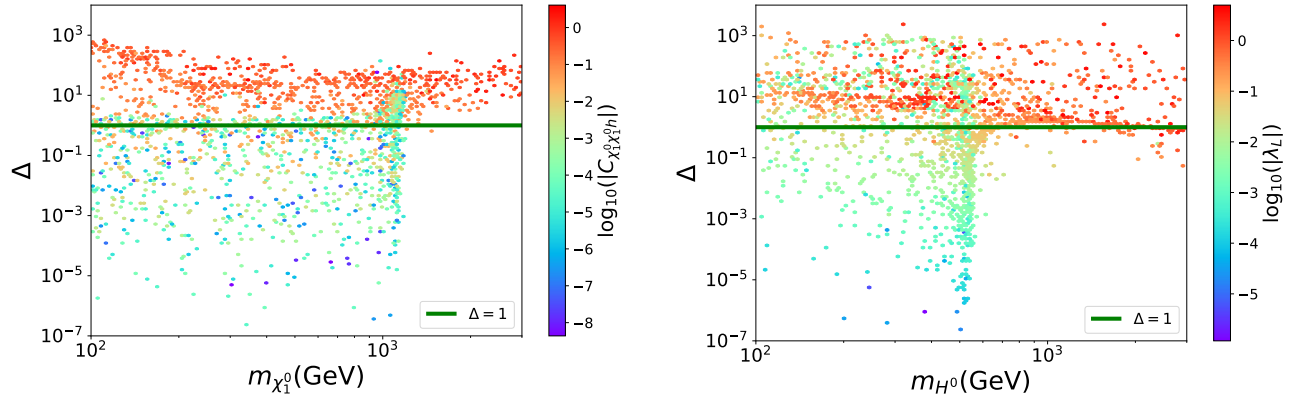


FIG. 4. Value for Δ as a function of the dark matter mass for each specie, m_i , $i \in \{\chi_1^0, H^0\}$. The green line ($\Delta = 1$) represents the current upper limit on the Δ due to XENON1T [57] restrictions. Points above the green light are ruled out.

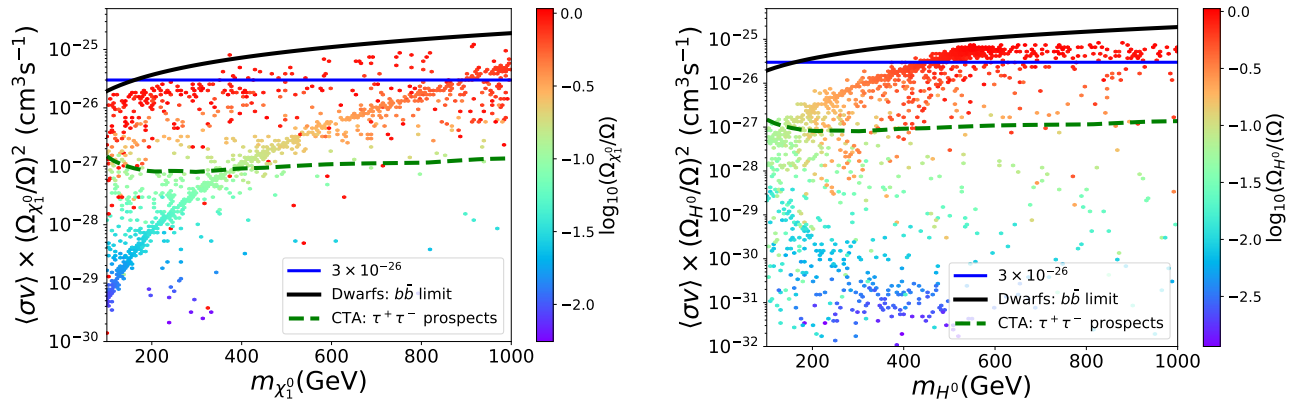


FIG. 5. Thermally averaged annihilation cross section today. Left: We show the re-scaling with $(\Omega_{\chi_1^0}/\Omega)^2$ for the fermion DM component. Right: the same for the scalar DM component. We also show the typical thermal value $\langle\sigma v\rangle \sim 3 \times 10^{-26} \text{cm}^3 \text{s}^{-1}$ in the early Universe, the experimental limit for DM annihilation into $b\bar{b}$ in dwarf galaxies [59] and CTA prospects for DM annihilation into $\tau^+ \tau^-$ channel [72, 73].

Before presenting our results, it is important to point out that for the case of multicomponent DM, the constraints coming from DD do not apply directly. This happens because DM-nucleon recoil rates are dependent on the local density of the DM candidate. In order to account for this, the cross section for each DM candidate must be re-scaled by the Ω_i/Ω factor, where $\Omega_i h^2$ is the relic abundance for the χ_1^0 or H^0 field and Ωh^2 is the experimental value described in Sec. IV. For multicomponent DM, the scattering cross section for each DM candidate must be rescaled and limits from DD experiments adjusted, thus the restrictions can be placed instead on the parameter Δ [71]:

$$\Delta = \frac{\sigma_{H^0}^{SI}}{\sigma_{X_e}^{SI}(M_{H^0})} \left(\frac{\Omega_{H^0}}{\Omega} \right) + \left(\frac{\sigma_{\chi_1^0}^{SI}}{\sigma_{X_e}^{SI}(m_{\chi_1^0})} + \frac{\sigma_{\chi_1^0}^{SD}}{\sigma_{X_e}^{SD}(m_{\chi_1^0})} \right) \left(\frac{\Omega_{\chi_1^0}}{\Omega} \right) < 1, \quad (32)$$

where $\sigma_{\chi_1^0}^{SD}$ is the SD cross section. In Fig. 4 it is shown Δ as a function of the mass of each DM species. Although points with large λ_L and large $c_{\chi_1^0 \chi_1^0 h}$ generate a huge SI cross section and they could exceed the XENON1T limit, they can not be excluded because they could have a low contribution to the relic density of the DM. The interplay between the relic density, the SI and SD cross section needs to be taken into account as it is shown by the Δ parameter.

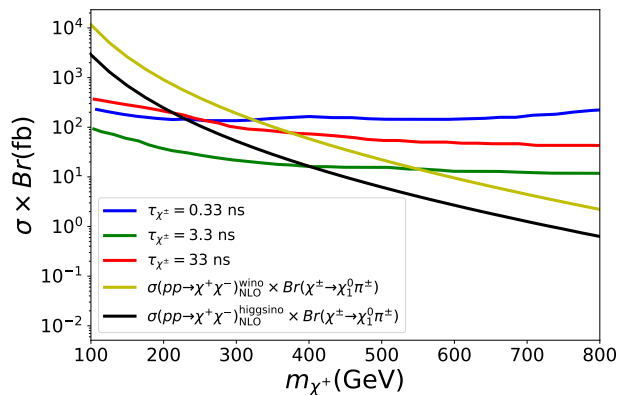


FIG. 6. The solid blue, red and green lines are the observed 95% CL upper limits of the product $\sigma(pp \rightarrow \chi^+ \chi^-) \times Br(\chi^\pm \rightarrow \chi_1^0 \pi^\pm)$ as a function of m_{χ^+} for wino like fermions with lifetimes of 0.33 ns, 3.3 ns, and 33 ns respectively [75]. The solid black represent the theoretical expression for the product $\sigma(pp \rightarrow \chi^+ \chi^-)_{\text{NLO}} \times Br(\chi^\pm \rightarrow \chi_1^0 \pi^\pm)$ as a function of m_{χ^+} .

E. Indirect detection

In Fig. 5 we show the thermally averaged annihilation cross section $\langle \sigma v \rangle$ for the SDFDM+IDM model. Similar to the case of DD, for this observable we must rescale the $\langle \sigma v \rangle$ by the factor $(\Omega_{\chi_1^0}/\Omega)^2$ for the fermion DM particle and $(\Omega_{H^0}/\Omega)^2$ for scalar DM component. Our results show that the models are always under the current Fermi-LAT limits even in the better case for a large branching ratio of the annihilation channels $\chi_1^0 \bar{\chi}_1^0 \rightarrow b\bar{b}$ or $H^0 H^0 \rightarrow b\bar{b}$, which leads to DM annihilation into $b\bar{b}$ signal from dwarf galaxies (dSphs) [59]. In color, we also show the behavior of the relic density for both figures. We realize that a sizeable amount of DM demands a high $\langle \sigma v \rangle$. Also, we find that the $(\Omega_{\chi_1^0}/\Omega)^2$ and $(\Omega_{H^0}/\Omega)^2$ factors controls the thermal velocity annihilation cross section. Therefore, It demands low gamma-ray fluxes, all under the the current Fermi-LAT limits for DM annihilation in dwarf galaxies [59]. We also find that a region of the parameter space could be probed by next generation of experiments such as CTA (green dashed curve) for DM annihilation into $\tau^+ \tau^-$ channel [72, 73].

F. Collider phenomenology

The LHC has reached staggering energies and number of collisions. Thus, it is possible, in principle, to explore the model with the ATLAS and CMS experiments. The restrictions that could rise from the energy frontier are dependent on the allowed topologies which in turn depend on the mass splittings of the dark sector.

In the case of the IDM the collider constraints have been explored extensively in the literature. For instance, in [17] the discovery prospects on multilepton channels and 3000 fb^{-1} luminosity was studied, while in [74] the two jets plus missing transverse energy signal was explored. More recently, [47] studied IDM signatures such as Mono-jet, Mono-Z and Mono-Higgs production and vector boson fusion. Since there are many dedicated works for the IDM exploring its rich collider phenomenology, we will focus on the collider prospects of the fermion content.

For SDFDM model, after imposing the aforementioned constraints, we find that the mass splitting between the lightest charged fermion and the fermionic DM is very small. In fact, most points are in the mass splittings of $m_{\pi^\pm} < (m_{\chi^+} - m_{\chi_1^0}) < 0.5 \text{ GeV}$, where $m_{\pi^\pm} = 139.6 \text{ MeV}$ is the charged Pion mass. In this case, the most predominant decay mode of charged fermion is $\chi^\pm \rightarrow \pi^\pm \chi_1^0$, with $Br(\chi^\pm \rightarrow \pi^\pm \chi_1^0) \geq 0.97$, however, the charged fermion χ^\pm has a small width decay, allowing it to travel inside the detector before decay [75]. In the CMS analysis [75], a search of long-lived charginos in a supersymmetry model is carried out, using disappearing track signatures and exclude charginos with lifetimes from 0.5 ns to 60 ns for chargino masses of 505 GeV. This analysis has the potential to put constraints in a small region of the parameter space of the model. In the Fig. 6 is shown the 2σ upper experimental limits on production cross section times branching ratio for wino-like chargino pairs for three different lifetimes. The solid black line represents the theoretical cross section for the model prediction in the limit when the charged fermion is mostly doublet. Charged fermions with masses of 210 GeV, 220 GeV and 400 GeV are excluded for lifetimes of 33 ns, 0.33 ns and 0.3 ns respectively.

G. Benchmark points

In this section, we include two benchmark points of the model that satisfy the constraints mentioned in the previous sections:

| BP | Scalar Parameters | Fermion Parameters | Observables |
|-----|------------------------------------|-------------------------------|---|
| BP1 | $\mu_2 = 202.12 \text{ GeV}$ | $M_N = 2277.5 \text{ GeV}$ | $\Omega_{\chi_1^0} h^2 = 0.103$ |
| | $\lambda_3 = -3.63 \times 10^{-4}$ | $M_\Psi = 1058.9 \text{ GeV}$ | $\Omega_{H^0} h^2 = 0.015$ |
| | $\lambda_4 = -7.53 \times 10^{-2}$ | $y_1 = 1.62 \times 10^{-4}$ | $\Delta = 0.56$ |
| | $\lambda_5 = -1.31 \times 10^{-3}$ | $y_2 = 1.19 \times 10^{-2}$ | |
| BP2 | $\mu_2 = 560.64 \text{ GeV}$ | $M_N = 182.3 \text{ GeV}$ | $\Omega_{\chi_1^0} h^2 = 1.69 \times 10^{-3}$ |
| | $\lambda_3 = 8.07 \times 10^{-2}$ | $M_\Psi = 124.1 \text{ GeV}$ | $\Omega_{H^0} h^2 = 0.119$ |
| | $\lambda_4 = -3.83 \times 10^{-2}$ | $y_1 = 9.73 \times 10^{-2}$ | $\Delta = 5.23 \times 10^{-2}$ |
| | $\lambda_5 = -5.12 \times 10^{-3}$ | $y_2 = 7.33 \times 10^{-2}$ | |

VI. DOUBLET-TRIPLET FERMION DARK MATTER MODEL

In the doublet-triplet model (DTF), the fermionic sector of the SM is enlarged by adding an $SU(2)_L$ vector-like doublet and a Majorana triplet, both being odd under the Z'_2 symmetry. In order to express the most general renormalizable Lagrangian, the masses, and interactions, we will closely follow the notation of [76], thus, the new fields are:

$$\psi_L = \begin{pmatrix} \psi_L^0 \\ \psi_L^- \end{pmatrix}, \quad \psi_R = \begin{pmatrix} \psi_R^0 \\ \psi_R^- \end{pmatrix}, \quad \Sigma_L \equiv \sqrt{2} \Sigma_L^i \tau^i = \begin{pmatrix} \Sigma_L^0 / \sqrt{2} & \Sigma_L^+ \\ \Sigma_L^- & -\Sigma_L^0 / \sqrt{2} \end{pmatrix}, \quad (33)$$

where $\tau^i = \sigma^i / 2$, $\Sigma_L^\pm \equiv (\Sigma_L^1 \mp i \Sigma_L^2) / \sqrt{2}$ and $\Sigma_L^3 = \Sigma_L^0$. The part of the Lagrangian containing the kinetic and mass terms for the new fields reads:

$$\mathcal{L}_F = \text{Tr}[\bar{\Sigma}_L i \gamma^\mu D'_\mu \Sigma_L] - \frac{1}{2} \text{Tr}(\bar{\Sigma}_L^c M_\Sigma \Sigma_L + \text{h.c.}) + \bar{\psi} i \gamma^\mu D_\mu \psi - M_\psi (\bar{\psi}_R \psi_L + \text{h.c.}). \quad (34)$$

These terms are in agreement with [76, 77]. On the other hand, the new fermions can not mix with SM leptons due to the Z'_2 symmetry. Thus, the most general Yukawa Lagrangian only involves interactions with the Higgs boson:

$$\mathcal{L}_Y = -y_1 H^\dagger \bar{\Sigma}_L^c \epsilon \psi_R^c + y_2 \bar{\psi}_L^c \epsilon \Sigma_L H + \text{h.c.} \quad (35)$$

$$= -\frac{h+v}{2} \left[y_1 \left(\bar{\Sigma}_L^{0c} \psi_R^{0c} + \sqrt{2} \bar{\Sigma}_L^- \psi_R^- \right) + y_2 \left(\bar{\psi}_L^{0c} \Sigma_L^0 + \sqrt{2} \bar{\psi}_L^- \Sigma_L^+ \right) + \text{h.c.} \right], \quad (36)$$

where y_i are Yukawa couplings controlling the new interactions and $H = (0, (h+v)/\sqrt{2})^T$, h being the SM Higgs boson and $v = 246 \text{ GeV}$ is the VEV. Once the electroweak symmetry is spontaneously broken the y_i terms generate a mixture in the neutral and charged sectors leading to a mass matrix in the basis $\Xi^0 = (\Sigma_L^0, \psi_L^0, \psi_R^{0c})^T$ and to a charged fermion mass matrix in the basis $\Xi_R^- = (\Sigma_L^+, \psi_R^-)^T$ and $\Xi_L^- = (\Sigma_L^-, \psi_L^-)^T$ given by:

$$\mathbf{M}_{\Xi^0} = \begin{pmatrix} M_\Sigma & \frac{1}{\sqrt{2}} y v \cos \beta & \frac{1}{\sqrt{2}} y v \sin \beta \\ \frac{1}{\sqrt{2}} y v \cos \beta & 0 & M_\psi \\ \frac{1}{\sqrt{2}} y v \sin \beta & M_\psi & 0 \end{pmatrix}, \quad \mathbf{M}_{\Xi^\pm} = \begin{pmatrix} M_\Sigma & y v \cos \beta \\ y v \sin \beta & M_\psi \end{pmatrix}. \quad (37)$$

Here we have defined $y = \sqrt{(y_1^2 + y_2^2)}/2$ and $\tan \beta = y_2/y_1$. Similar to the case of the SDFDM, in this model, the fermionic neutral mass eigenstates are obtained via $\mathbf{O}^T \mathbf{M}_{\Xi^0} \mathbf{O} = \mathbf{M}_{\text{diag}}^\chi$ while the charged ones are obtained through $\mathbf{U}_L^T \mathbf{M}_{\Xi^\pm} \mathbf{U}_R = \mathbf{M}_{\text{diag}}^{\chi^\pm}$. As a result, the mass eigenstates includes three neutral Majorana states, namely χ_1^0, χ_2^0 and χ_3^0 , and two charged fermion particles χ_1^\pm and χ_2^\pm . Due to the Z'_2 symmetry the lightest neutral fermion is stable and therefore the fermionic dark matter candidate. In this notation, we assume the mass ordering $|m_{\chi_1^\pm}| < |m_{\chi_2^\pm}|$ and $|m_{\chi_1^0}| < |m_{\chi_2^0}| < |m_{\chi_3^0}|$ thus the fermionic DM field is χ_1^0 . Though the DTF model presents an interesting phenomenology, its DM candidate is underabundant on most of the parameter space. For this reason we consider also de IDM, such that the model has two DM candidates.

A. DM conversion

In this model, in order to keep the Z_2 and Z'_2 symmetries exact, there are a few ways the two sectors may communicate. Nevertheless, it is possible to have two scalar (fermionic) DM particles converting into two fermionic (scalar) DM particles, for instance, through an s-channel annihilation. In order to understand the impact that this DM conversion has on the total relic density we studied the annihilation through the Higgs portal for specific parameters of the model. In this case we set $y_1 = 1.0$, $y_2 = 1.5$ and $\lambda_L = 0.7$, we also vary the mass of the scalar DM particle H_0 and keep the fermion DM mass such that $2 \text{ GeV} < |m_{\chi^0}| - m_{H^0} < 7 \text{ GeV}$. The results are shown in Fig. 7 where a clear difference in the relic abundance is found between just the IDM (blue dashed curve) and the scalar sector of the full model (green solid), this is due to the DM conversion between the two sectors. It is worth noting that the curves stop differing at masses that are larger than the weak gauge boson masses. This is because for such masses, the annihilation through the t and u channel exchange of weak gauge bosons dominates and the impact of the Higgs portal is suppressed.

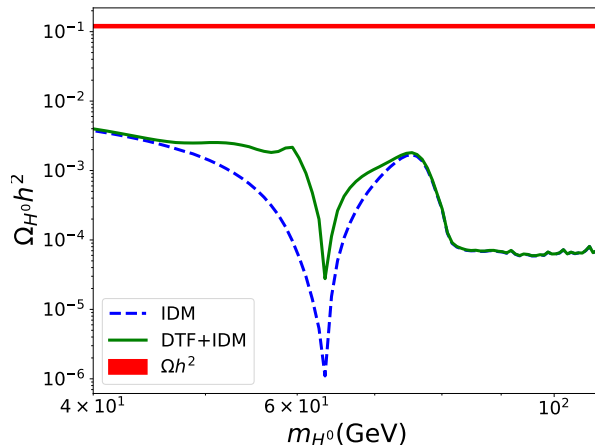


FIG. 7. Relic density dependence on the m_{H^0} mass for the IDM (blue dashed), and the scalar sector of the model (green solid). The difference between the two curves shows that in the multicomponent scenario, DM conversion is playing a role in the relic abundance. The red band represents the observed relic abundance.

B. Numerical results

The DTF+IDM presents an interesting phenomenology, thus, in order to study it, we performed a scan of the parameter space as is shown in Table IV. The model was implemented in SARAH [67] and connected to SPheno. The output was then exported to MicrOMEGAs [36] in order to obtain the two-component relic density, the SI cross section, and the thermally averaged annihilation cross section of both candidates. For collider constraints we exported the model to the Monte Carlo generator MadGRAPH (v5.2.5.5). The new fields within the model have the potential of affecting precision observables such as the S and T , parameters and $R_{\gamma\gamma}$. To this end, in the following sections we only present results that satisfy all the constraints presented in Sec. IV, except for the left side of Fig. 8 where the phenomenology that leads to the correct relic abundance is interesting enough to be presented.

| Parameter | Range |
|------------|------------------------|
| M_ψ | $10^0 - 10^3$ (GeV) |
| M_Σ | $-(10^0 - 10^3)$ (GeV) |
| $y_{1,2}$ | $10^{-4} - 3$ |

TABLE IV. Range of the parameter scanned in the DTFDM+IDM model.

C. Relic density

In this model, due to the interplay of the fermionic DM and scalar DM sector, it is possible to saturate the relic abundance in most of the parameter space. The left side of Fig. 8, shows the fermionic relic abundance, $\Omega_{\chi_1^0} h^2$ resulting from the scan versus the mass of the fermionic DM candidate, while the color gradient represents $y_1 + y_2$. The narrow red, horizontal band shows the allowed values of the relic density according to [1] with at most a 3σ deviation from the central value. There are a few features of the plot that are worth considering. The black points represent those models that together with the scalar DM saturate the relic abundance. Most black points lie in two bands and those bands correspond to $y_1 + y_2 \sim 0$. Now, what happens at those small Yukawa values is that annihilation through the Higgs boson is suppressed which helps enhance the relic abundance. Moreover, the mass matrix diagonalization leads to nearly degenerate spectra thus, coannihilations play an important role. In fact, for the top band, there are more fermionic degenerate states, but due to the effective degrees of freedom, the annihilation cross section is less than that of the lower band. On the other hand, only for $|m_{\chi_1^0}| \sim 1.1$ TeV it is possible for the fermion candidate to completely saturate the relic abundance, this is due to the high $SU(2)_L$ representation of the multiplets.

The right side of Fig. 8 shows only points that satisfy the relic abundance in the $\Omega_{H^0} h^2 - m_{H^0}$ plane while the color gradient represents the fermionic relic abundance. For m_{H^0} between 100 GeV and 200 GeV the interplay of the two candidates does not saturate the correct abundance. Second, in the region $200 \text{ GeV} < M_{H^0} < 500 \text{ GeV}$, there is a very clear relation between the scalar DM mass and the fermion DM mass for values of Ωh^2 near or at the observed value. This just shows that the suppressed abundance of one candidate must be overcome by the other candidate. However, in the region $M_{H^0} \gtrsim 550 \text{ GeV}$ it is possible to saturate the relic abundance just with the scalar sector of the model.

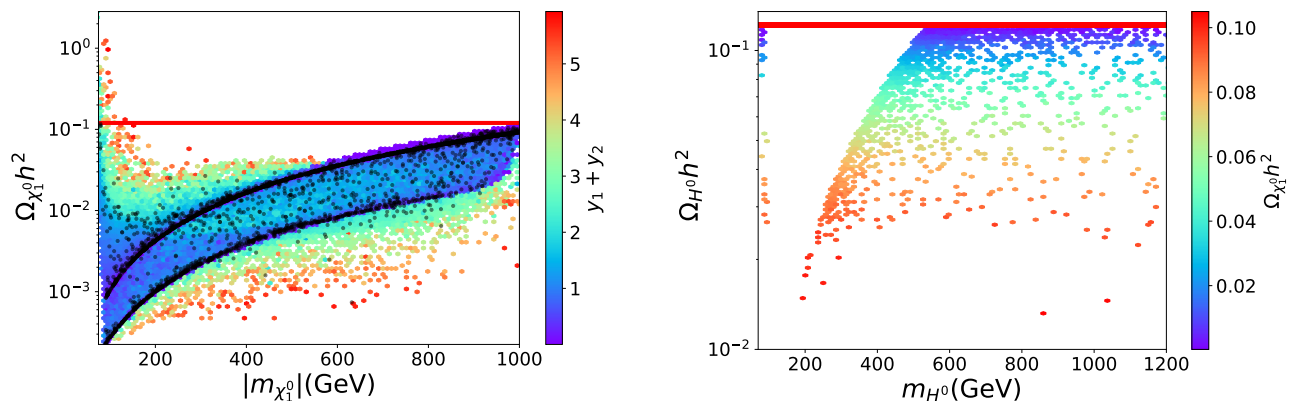


FIG. 8. Left side: Fermion relic abundance vs. the fermion DM mass with the color gradient representing $y_1 + y_2$. Right side: Scalar relic abundance vs. the m_{H^0} with the color gradient representing the fermion relic abundance. In this panel, all points fulfill the observed Ωh^2 at 3σ .

D. Direct detection

DD experiments are an interesting way to probe dark matter models, in fact in the case of WIMP dark matter, those experiments usually present some of the most stringent constraints. For the DTF model, the scattering of fermionic DM with nuclei occurs through Higgs exchange, and its approximate SI cross section is given by Eq. 31 where $c_{\chi_1^0 \chi_1^0 h} = \mathbf{O}_{11}(y_1 \mathbf{O}_{12} - y_2 \mathbf{O}_{13})$. The same happens to the IDM, thus, strong constraints could be expected. Moreover, the fermionic DM candidate also presents SD interactions mediated by the Z boson. Nevertheless, for multicomponent DM, the scattering cross section for each DM candidate must be rescaled and limits from DD experiments adjusted, thus the restrictions can be placed instead on the parameter Δ presented in Eq. 32.

In Fig. 9 the DD results are presented in the $\Delta - |m_{\chi_1^0}|$ plane with the $c_{\chi_1^0 \chi_1^0 h}$ in the colorbar, where all points shown satisfy the relic density constraint. The green solid line corresponds to $\Delta = 1$, thus, all points above it are excluded by XENON1T [78]. We thus find that $c_{\chi_1^0 \chi_1^0 h}$ must be less than 0.08 in order to still be viable. Moreover, we find that about 50 percent of all the points are excluded by DD. We do not present a similar plot to Fig. 9 including scalar parameters because no additional constraints were found in that sector.

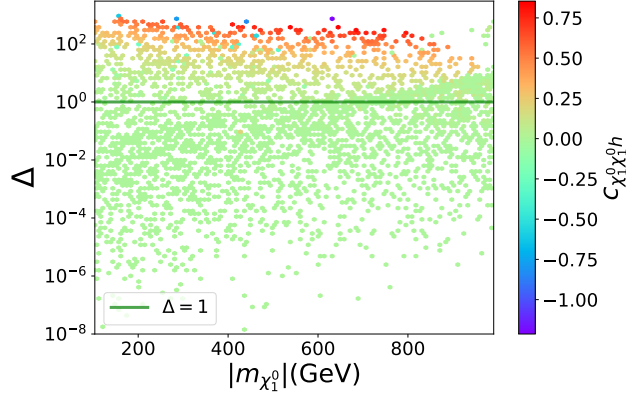


FIG. 9. DD detection limits on the Δ parameter vs. $|m_{\chi_1^0}|$. The color gradient represents the fermion DM coupling to the Higgs and the green solid line is $\Delta = 1.0$

E. Indirect detection

In regions where a high DM density is expected, such as dwarf spheroidal galaxies (dSphs) and the center the Milky Way, DM particles may find each other and annihilate into SM particles. The product of that annihilation may be visible as an excess, such as one in the gamma ray spectrum. The Fermi satellite searches for such gamma rays in dSphs and so far has found no deviations from the expected spectrum, thus, it imposes constraints on the thermally averaged DM annihilation cross section [59]. In the case of multicomponent DM, the restrictions imposed by this observable are weakened, the reason is that, like DD, the event rate is dependent on the DM candidate local density. However, unlike DD, the event rate must be rescaled as $(\Omega_i/\Omega_{DM})^2$, thus, a further suppression and loosened restrictions are expected. In fact, we found that current restrictions from the Fermi satellite (solid black curve) are well above the rescaled $\langle\sigma v\rangle$ for both the fermionic sector and scalar. Nevertheless, we present the prospects from the CTA experiment (green dashed curve) as given in [72, 73]. In the scalar sector most models will be explored by this experiment, whereas the fermionic content is out of reach. All of these results are presented in Fig. 10.

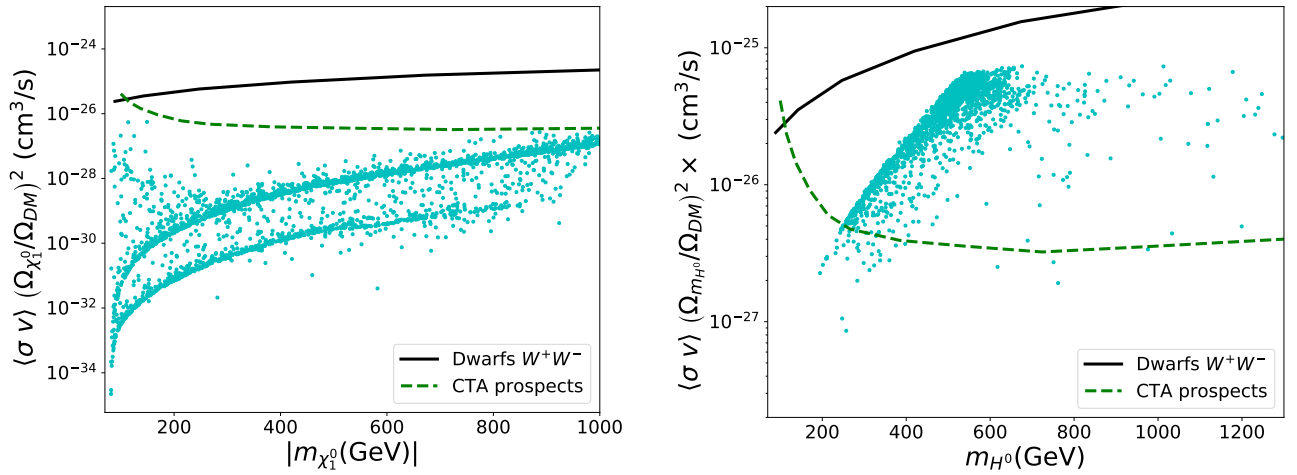


FIG. 10. Left panel: rescaled fermion $\langle\sigma v\rangle$ vs. $|m_{\chi_1^0}|$. Right panel: rescaled scalar $\langle\sigma v\rangle$ vs. m_{H^0} .

F. Collider phenomenology

Due to the electroweak scale masses of the two DM candidates, it is, in principle, possible to produce them at the energies within reach of the LHC. The ATLAS and CMS collaborations look for signatures of such processes, with current analyses being consistent with the background only hypothesis. Thus, it is possible to place further restrictions on the model. Due to the imposed symmetries that guarantee the DM stability, we expect the fermion sector to be produced in separate processes than the scalar sector. This is actually a way multicomponent dark sectors can be explored. The fermion content of this model resembles that of the Wino-Higgsino model in the MSSM, thus, we may use the results from SUSY searches at the LHC. The limits are dependent on the processes and the mass splitting between the lightest charged fermion and the fermionic DM. For the region where $m_{\chi_1^\pm} - m_{\chi_1^0} \geq 80.0$ GeV we may use the results for searches where $p p \rightarrow \chi_1^+ \chi_1^-$, $\chi_1^\pm \rightarrow \chi_1^0 W^\pm \rightarrow \chi_1^\pm \nu \chi_1^0$. The ATLAS collaboration has presented exclusion limits for $\sqrt{s} = 13$ TeV and 139 fb^{-1} in [79]. Those limits are for the case when χ_1^\pm is Wino. In the case of the DTF model, the production cross section of viable models where $m_{\chi_1^\pm} - m_{\chi_1^0} \geq 80.0$ GeV resembles that of the Higgsino, thus, the exclusion limits are less constraining. However, after recasting the ATLAS exclusion limits, we find no additional constraints in the model. This happens because the Higgs diphoton decay rate places stronger constraints than the SUSY searches results from the ATLAS experiment. On the other hand, for models with mass splitting between $2 \text{ GeV} \leq m_{\chi_1^\pm} - m_{\chi_1^0} \leq 30 \text{ GeV}$, the production cross section is also Higgsino, and though there are searches for that mass splitting such as the so-called compressed spectra, it is not possible to directly recast them, since they either correspond to the Wino case or to the Higgsino case with a very specific mass spectra. For the DTFDM model, the most common mass splitting lies between $m_{\chi_1^\pm} - m_{\chi_1^0} < 0.5$ GeV, in that case, restrictions on long lived particles may apply which are the same as the ones described in the SDFDM model.

G. Benchmark points

In this section we include two benchmark points of the model that satisfy the constraints mentioned in the previous sections:

| BP | Scalar Parameters | Fermion Parameters | Observables |
|-----|-----------------------------------|--------------------------------|---------------------------------|
| BP1 | $\mu_2 = 235.4 \text{ GeV}$ | $M_\psi = 988 \text{ GeV}$ | $\Omega_{\chi_1^0} h^2 = 0.098$ |
| | $\lambda_3 = 1.2 \times 10^{-3}$ | $M_\Sigma = -1040 \text{ GeV}$ | $\Omega_{H^0} h^2 = 0.024$ |
| | $\lambda_4 = -4.4 \times 10^{-3}$ | $y_1 = 6.5 \times 10^{-2}$ | $\Delta = 1.6 \times 10^{-2}$ |
| | $\lambda_5 = -1.5 \times 10^{-3}$ | $y_2 = 9.0 \times 10^{-4}$ | |
| BP2 | $\mu_2 = 382 \text{ GeV}$ | $M_\psi = 844 \text{ GeV}$ | $\Omega_{\chi_1^0} h^2 = 0.067$ |
| | $\lambda_3 = -9.6 \times 10^{-3}$ | $M_\Sigma = -986 \text{ GeV}$ | $\Omega_{H^0} h^2 = 0.051$ |
| | $\lambda_4 = -3.6 \times 10^{-2}$ | $y_1 = 2.3 \times 10^{-1}$ | $\Delta = 0.29$ |
| | $\lambda_5 = -5 \times 10^{-4}$ | $y_2 = 7.4 \times 10^{-2}$ | |

VII. SINGLET-TRIPLET FERMION DARK MATTER MODEL

The singlet-triplet fermion DM model (STFDM model for short), is an extension of the SM with additional particle content: i) A complex scalar doublet of $SU(2)_L$ η which is odd under a discrete Z_2 symmetry. ii) Two hyperchargeless fermions; a singlet N , and a triplet Σ , of $SU(2)_L$ which are odd under a discrete Z'_2 symmetry. iii) A real scalar triplet Ω is also introduced to the model, and this one as well as the whole SM particle content are even under both discrete symmetries. The STFDM model has been widely studied in Ref. [48, 80–82]. The triplets in the standard 2×2 matrix notation of $SU(2)_L$ reads:

$$\Sigma = \begin{pmatrix} \frac{\Sigma^0}{\sqrt{2}} & \Sigma^+ \\ \Sigma^- & -\frac{\Sigma^0}{\sqrt{2}} \end{pmatrix}, \quad \Omega = \begin{pmatrix} \frac{\Omega^0}{\sqrt{2}} & \Omega^+ \\ \Omega^- & -\frac{\Omega^0}{\sqrt{2}} \end{pmatrix}. \quad (38)$$

The additional scalar doublet η is decomposed as, $\eta^T = \left(\eta^+, \frac{1}{\sqrt{2}}(\eta^R + i\eta^I) \right)$. The particle content of the model is displayed in table VII.

| | $SU(2)_L$ | $U(1)_Y$ | Z_2 | Z'_2 | S |
|----------|-----------|----------|-------|--------|-----|
| H | 2 | 1 | + | + | 0 |
| η | 2 | 1 | - | + | 0 |
| Ω | 3 | 0 | + | + | 0 |
| N | 1 | 0 | + | - | 1/2 |
| Σ | 3 | 0 | + | - | 1/2 |

TABLE V. Quantum numbers of the particle content of STFDM model under $SU(2)_L \otimes U(1)_Y \otimes Z_2 \otimes Z'_2$.

The most general Lagrangian, invariant under $SU(2)_L \otimes U(1)_Y \otimes Z_2 \otimes Z'_2$ and involving the new fields takes the form [48, 80–82]:

$$\begin{aligned} \mathcal{L} = & \mathcal{L}_{\text{SM}} + i\text{Tr} [\bar{\Sigma} \not{D} \Sigma] - \frac{1}{2} \text{Tr} [\bar{\Sigma} M_{\Sigma} \Sigma^c + \bar{\Sigma}^c M_{\Sigma}^* \Sigma] - (Y_{\Omega} \bar{\Sigma} \Omega N + \text{h.c.}) \\ & + (D_{\mu} \eta)^{\dagger} (D^{\mu} \eta) + \text{Tr} (D_{\mu} \Omega)^{\dagger} (D^{\mu} \Omega) - V(H, \eta, \Omega), \end{aligned} \quad (39)$$

with

$$\begin{aligned} V(H, \eta, \Omega) = & -\mu_{\phi}^2 H^{\dagger} H - \mu_{\eta}^2 \eta^{\dagger} \eta + \frac{\lambda_1}{2} (H^{\dagger} H)^2 + \frac{\lambda_2}{2} (\eta^{\dagger} \eta)^2 + \lambda_3 (H^{\dagger} H) (\eta^{\dagger} \eta) \\ & + \lambda_4 (H^{\dagger} \eta) (\eta^{\dagger} H) + \frac{\lambda_5}{2} \left[(H^{\dagger} \eta)^2 + \text{h.c.} \right] - \frac{m_{\Omega}^2}{2} \Omega^{\dagger} \Omega \\ & + \frac{\lambda_1^{\Omega}}{2} (H^{\dagger} H) (\Omega^{\dagger} \Omega) + \frac{\lambda_2^{\Omega}}{4} (\Omega^{\dagger} \Omega)^2 + \frac{\lambda^{\eta}}{2} (\eta^{\dagger} \eta) (\Omega^{\dagger} \Omega) \\ & + \mu_1 H^{\dagger} \Omega H + \mu_2 \eta^{\dagger} \Omega \eta. \end{aligned} \quad (40)$$

After EWSB, the scalar fields develop VEV

$$\langle H \rangle = \begin{pmatrix} 0 \\ v \\ \frac{v}{\sqrt{2}} \end{pmatrix}, \quad \langle \Omega \rangle = \begin{pmatrix} \frac{v_{\Omega}}{\sqrt{2}} & 0 \\ 0 & -\frac{v_{\Omega}}{\sqrt{2}} \end{pmatrix}. \quad (41)$$

Also, the Yukawa interaction mixes N and the neutral component of Σ field, with mass matrix:

$$M_{\chi} = \begin{pmatrix} M_N & Y_{\Omega} v_{\Omega} \\ Y_{\Omega} v_{\Omega} & M_{\Sigma} \end{pmatrix}, \quad (42)$$

and the physical states are obtained by the diagonalization of a 2×2 matrix, which is written in terms of the angle α , such as:

$$\begin{pmatrix} \chi_1^0 \\ \chi_2^0 \end{pmatrix} = \begin{pmatrix} \cos \alpha & \sin \alpha \\ -\sin \alpha & \cos \alpha \end{pmatrix} \begin{pmatrix} \Sigma^0 \\ N \end{pmatrix}. \quad (43)$$

Where the mixing angle α obeys:

$$\tan(2\alpha) = \frac{2Y_{\Omega} v_{\Omega}}{M_{\Sigma} - M_N}, \quad (44)$$

and the tree level fermion masses reads [48, 80, 81]:

$$\begin{aligned}
m_{\chi^\pm} &= M_\Sigma , \\
m_{\chi_1^0} &= \frac{1}{2} \left(M_N + M_\Sigma - \sqrt{(M_\Sigma - M_N)^2 + 4Y_\Omega^2 v_\Omega^2} \right) , \\
m_{\chi_2^0} &= \frac{1}{2} \left(M_N + M_\Sigma + \sqrt{(M_\Sigma - M_N)^2 + 4Y_\Omega^2 v_\Omega^2} \right) .
\end{aligned} \tag{45}$$

Following explicitly the description of the STFDM model in Refs. [48, 81], we briefly describe the scalar spectrum of the model.

- i) Firstly, the CP-even sector, in which the physical states Ω^0 and h get mixed, the 2×2 mixing matrix can be parametrized in terms of an angle β ,

$$\begin{pmatrix} h_1 \\ h_2 \end{pmatrix} = \begin{pmatrix} \cos \beta & \sin \beta \\ -\sin \beta & \cos \beta \end{pmatrix} \begin{pmatrix} h \\ \Omega^0 \end{pmatrix} . \tag{46}$$

After EWSB, there are two neutral states h_1 and h_2 , the first one is identified as the observed Higgs field with a mass $m_{h_1} = 125.09$ GeV [83], and the second one corresponds to heavier electrically neutral CP-even scalar yet to be discovered. There is also a mixing between the states Ω^+ and H^+ , which after EWSB, transform into two electrically charged states, the first one becomes the longitudinal degree of freedom for the W boson and the second one remains as a charged scalar h^+ . From the scalar sector, η^R is chosen as lightest scalar, charged under Z_2 and stands as the scalar DM candidate with a tree level mass:

$$m_{\eta^R}^2 = \mu_\eta^2 + \frac{1}{2}(\lambda_3 + \lambda_4 + \lambda_5)v^2 + \frac{1}{2}\lambda^n v_\Omega^2 - \frac{1}{\sqrt{2}}v_\Omega \mu_2 . \tag{47}$$

- ii) Secondly, for CP-odd sector there are not mixing and the fields η^I and η^\pm acquire masses.

$$\begin{aligned}
m_{\eta^I}^2 &= \mu_\eta^2 + \frac{1}{2}(\lambda_3 + \lambda_4 - \lambda_5)v^2 + \frac{1}{2}\lambda^n v_\Omega^2 - \frac{1}{\sqrt{2}}v_\Omega \mu_2 , \\
m_{\eta^\pm}^2 &= \mu_\eta^2 + \frac{1}{2}\lambda_3 v^2 + \frac{1}{2}\lambda^n v_\Omega^2 + \frac{1}{\sqrt{2}}v_\Omega \mu_2 .
\end{aligned} \tag{48}$$

Note that the origin of neutrino mixing and masses can not be explained within the context of the STFDM model due to the imposed discrete $Z_2 \times Z_2'$ symmetry which guarantees the co-existence of the two DM species.

A. DM conversion in the STFDM model

The coexistence of the two DM species– the fermionic and scalar– in the early Universe allows them to transform into each other. Considering the limit in which the real scalar triplet Ω is decoupled³, the Higgs portal is the one connecting the two DM sectors. Such a conversion is controlled mainly by two parameter, $\lambda_L = (\lambda_3 + \lambda_4 + \lambda_5)/2$, which connects the scalar DM to the Higgs and Y_Ω , which is the connection of the fermionic DM to the Higgs. Fig. 11 shows the relic density Ωh^2 as a function of mass of scalar DM specie for the IDM (dashed blue line) as well as for the scalar DM specie of STFDM (solid green line). The plot is obtained fixing the next parameters: $Y_\Omega = 1.3$, $\lambda_2 = 0.1$, $\lambda_3 = 0.1$, $\lambda_4 = 10^{-6}$, $\lambda_5 = -0.01$, $\lambda^n = 0$, $\lambda_1^\Omega = 0$, $\lambda_2^\Omega = 0$, $\mu_2 = 0$, $\mu_1 = 1000$ GeV and $M_\Sigma = 100 M_N$. In the scenario under consideration, a scan in M_N is performed in such a way that, $|m_{\chi_1^0} - m_{\eta^R}| \leq 0.05$ GeV for each of points displayed in the plot. The conversion process between the two DM candidates is described by the Feynman

³ Even though, the scalar field Ω is allowed to develop a non-zero VEV.

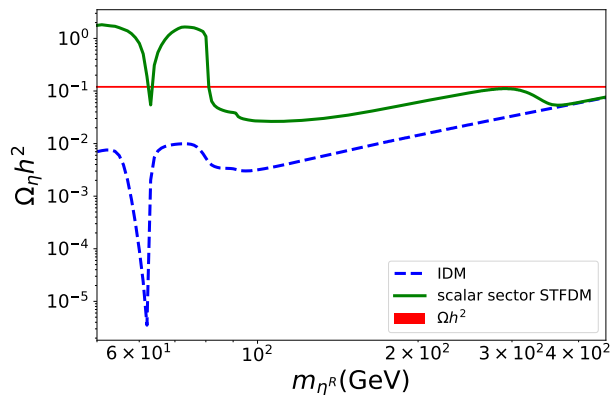


FIG. 11. DM conversion scenario in the STFDM model. Relic density as a function of the scalar DM mass. The dashed blue and solid green lines represents the Ωh^2 for the IDM and the STFDM model respectively. The red band stands for the 3σ observed relic density by Planck satellite.

| Parameter | Range |
|----------------------|------------------|
| m_N | 1 – 5000 (GeV) |
| m_Σ | 100 – 5000 (GeV) |
| μ_i | 10 – 5000 (GeV) |
| Y_Ω | $10^{-3} - 3$ |
| $ \lambda^\eta $ | $10^{-3} - 3$ |
| $ \lambda_i^\Omega $ | $10^{-3} - 3$ |

TABLE VI. Scan range of the parameters of the STFDM model. The μ_η and λ_i , for $i \in \{2, \dots, 5\}$ in the scalar sector are scanned as is shown in Table I.

diagram displayed in Fig. 1. For the selected scan of the parameter space of the model, the Fig. 11 shows how the fermionic DM converts into scalar DM in the STFDM, increasing significantly its relic abundance. In the limit used for the example, the scalar field η^R in the STFDM model is exactly H^0 , the lightest neutral component of the IDM. It is worth to mention that the conversion process is most efficient in the way as the two DM sectors are almost mass degenerated. The $\Omega_\chi h^2$ is not shown in the figure since it is too large, it corresponds to a scenario in which χ_1^0 is mostly singlet and therefore overabundant in the low mass regime under exploration. The results obtained for DM conversion are just an example that such a phenomena do happens in this model, however, is not phenomenological viable because the total relic density (the contribution of both DM species) is too large, and therefore excluded by current Planck satellite measurements.

B. Numerical results

As in the previous two models, the STFDM possesses two DM species, the fermionic one χ_1^0 , which arise as the lightest component of the $N - \Sigma$ fermion mixing and the lightest neutral scalar component of the η doublet, which is chosen to be the CP-even η^{R4} . The model has been implemented in SARAH [67] and then exported to micrOMEGAS [36], where dark matter observables, such as the relic abundance, direct detection and indirect detection were evaluated. For the collider phenomenology and production cross section computation, the model is exported in the Universal FeynRules Output (UFO) format to the parton-level Monte Carlo (MC) generator MadGraph (v5.2.5.5) [84]. We carry out a scan in the parameter space of the model described in Table VI.

The VEV developed by the scalar triplet, is fixed to $v_\Omega = 5$ GeV, which is its possible maximum value allowed in order to fulfill the ρ parameter constraint [42, 48]. All the simulated data satisfy constraints of perturbativity, the scalar potential is bounded from below, LEP collider limits, Higgs diphoton decay rate, and EWPO described in

⁴ It is worth to mention that the CP-odd η_I^0 can also play the role of scalar DM, but the phenomenology in such a case does not differ too much from the one obtained by considering η_R^0 instead.

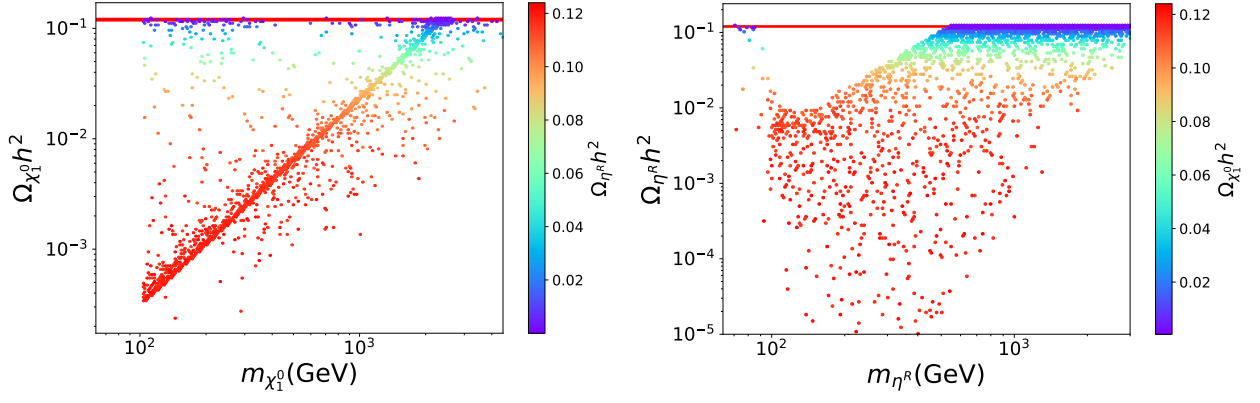


FIG. 12. Relic density $\Omega_i h^2$ as a function of the mass DM for each DM specie i , with $i \in \{\chi_1^0, \eta^R\}$. On the left (right), the plot shows the scenario for the fermionic (scalar) DM component. The most dense region on the left corresponds to the scenario in which the fermionic DM candidate is mostly triplet.

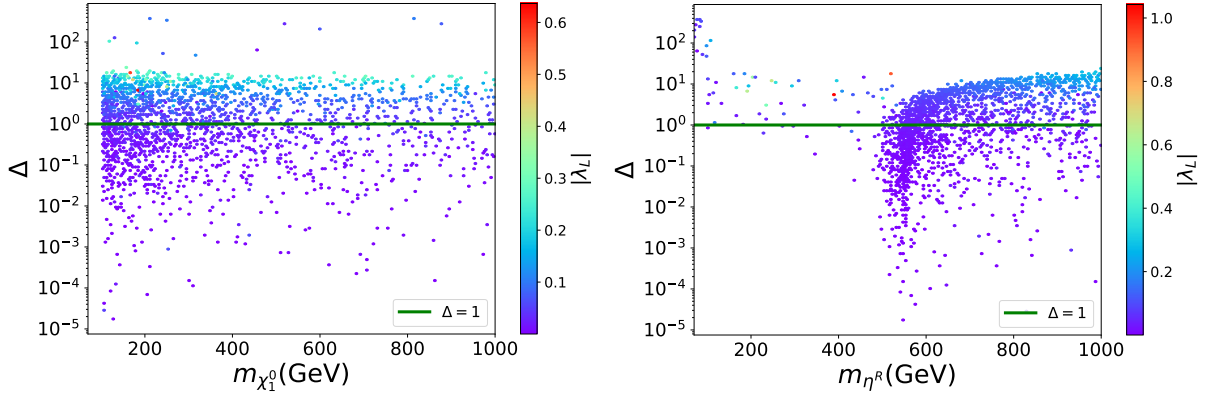


FIG. 13. Value for Δ as a function of the dark matter mass for each specie, m_i , $i \in \{\chi_1^0, \eta^R\}$. The green line ($\Delta = 1$) represents the current upper limit on the Δ due to XENON1T restrictions. Points above the green line are ruled out.

Sec. IV. The contributions to the oblique S and T parameters due to the additional field content of the model is given in appendix A. In the following subsection we describe the phenomenology of the model.

C. Relic Abundance

In Fig. 12 the relic density for the two DM species is displayed as a function of their respective masses. In both plots all the points correspond to the full data set after imposing all the constraints mentioned in Sec. VIII B. The most dense region on the left panel of the figure corresponds to the case in which χ_1^0 is mostly triplet, this species alone can account for the 100% of the observed relic density when $m_{\chi_1^0} \sim 2.5$ TeV. In the mass windows $100 \text{ GeV} < m_{\chi_1^0} < 2.5 \text{ TeV}$, χ_1^0 can completely explain the observed relic density, thanks to the mixing of $N - \Sigma$. The color gradient shows the relic density associated to the scalar DM specie. On the right side of Fig. 12, the scalar DM can not account for the total relic abundance in the mass windows $100 \text{ GeV} < m_{\eta^R} < 550 \text{ GeV}$, this due to the gauge interactions. On the other hand, for $m_{\eta^R} > 550 \text{ GeV}$ the scalar DM alone can account for the total relic density. The color gradient shows the relic density associated to the fermionic DM specie. The red band in both plots correspond to the points with observed relic density at 3σ CL. With the interplay of the two DM sectors, the total relic density is explained in the region $100 \text{ GeV} < m_{\text{DM}} < 1.0 \text{ TeV}$.

D. Direct detection

For the fermionic DM, the tree level SI cross section $\sigma_{\chi_1^0}^{\text{SI}}$ is given by [48, 81]:

$$\sigma_{\chi_1^0}^{\text{SI}} = \frac{\mu_{\text{red}}^2}{\pi} \left[\frac{M_N f_N Y_\Omega \sin(2\alpha) \sin(2\beta)}{v} \left(\frac{1}{m_{h_2}^2} - \frac{1}{m_{h_1}^2} \right) \right]^2, \quad (49)$$

where $f_N \approx 0.3$ is the form factor for the scalar interaction [39, 40]. $M_N \approx 0.938$ GeV the nucleon mass, μ_{red} the reduced mass define as $\mu_{\text{red}} = M_N m_{\chi_1^0} / (M_N + m_{\chi_1^0})$. For DD limits, since for the two DM species the masses are larger $\mathcal{O}(100 \text{ GeV} - 1 \text{ TeV})$, the recoil energy spectra for all signals will have the same shape⁵. It allows to apply the constraint

$$\Delta = \frac{\sigma_{\eta^R}^{\text{SI}}}{\sigma_{X_e}^{\text{SI}}(m_{\eta^R})} \left(\frac{\Omega_{\eta^R}}{\Omega} \right) + \frac{\sigma_{\chi_1^0}^{\text{SI}}}{\sigma_{X_e}^{\text{SI}}(m_{\chi_1^0})} \left(\frac{\Omega_{\chi_1^0}}{\Omega} \right) < 1. \quad (50)$$

In Fig. 13 is shown Δ as a function of the mass of each DM specie and in color gradient is shown $|\lambda_L|$. For the two panels, all the points with $|\lambda_L| \lesssim \mathcal{O}(0.2)$ are below the green line, and therefore allowed. On the right panel of Fig. 13, all points in the mass windows $100 \text{ GeV} < m_{\text{DM}} < 200 \text{ GeV}$ are ruled out. For $m_{\eta^R} > 400 \text{ GeV}$, in the available parameter space, the scalar mass spectra fulfills $m_{\eta^+} \sim m_{\eta^R} \sim m_{\eta^I}$, due to EWPO constraints.

E. Collider phenomenology

Following the criteria for the explanation of observed DM relic density in the mass windows $100 \text{ GeV} < m_{\chi_1^0} < 1 \text{ TeV}$, the next general benchmark scenarios for the collider analysis are defined:

- i **A**: $m_{H^+} > m_{\chi_1^+} \approx m_{\chi_2^0} > (m_{\chi_1^0} + m_{W^\pm})$.
- ii **B**: $m_{H^+} > m_{\chi_1^+}$ and $5 \text{ GeV} < (m_{\chi^+} - m_{\chi_1^0}) < 50 \text{ GeV}$.
- iii **C**: $m_{H^+} > m_{\chi_1^+}$ and $m_{\pi^\pm} < (m_{\chi^+} - m_{\chi_1^0}) < 0.5 \text{ GeV}$.

For scenario **A**, which correspond to the black points displayed in Fig. 14, the direct production of $\chi^\pm \chi_2^0$ at proton-proton collisions is copiously since χ^\pm as well as χ_2^0 are mostly triplet. The exclusion limit in this case is settled following ATLAS results for chargino-neutralino production from proton-proton collisions at center of mass energy $\sqrt{s} = 13 \text{ TeV}$ and with an integrated luminosity of 139 fb^{-1} [85]. In the STFDM, the process $p p \rightarrow \chi^\pm \chi_2^0$, ($\chi_1^\pm \rightarrow W^\pm \chi_1^0 \rightarrow l^\pm \nu_L \chi_1^0$) ($\chi_2^0 \rightarrow h_1 \chi_1^0 \rightarrow b \bar{b} \chi_1^0$) leading to one charged lepton (either electron or muon), two b jets and missing transverse energy (E_T^{miss}), is exactly the one considered for the MSSM in the analyses of Ref. [85]. Since the production and decay are exactly the same of those of the MSSM considered in one of the ATLAS analyses, then, for fermionic DM with $m_{\chi_1^0} \approx 200 \text{ GeV}$, the fermion triplets (either χ^+, χ_2^0) are excluded up to a mass of $m_{\chi^+} / m_{\chi_2^0} \approx 650 \text{ GeV}$. All the excluded points by this analysis are shown on the left panel of Fig. 14 and correspond to the ones in the gray region and below the red line.

In scenario **B**, the mass interval $5 \text{ GeV} < (m_{\chi^+} - m_{\chi_1^0}) < 50 \text{ GeV}$ correspond to a compressed mass spectra and are the points in red displayed in Fig. 14. Such a compressed spectra scenarios are being study for simplified MSSM in CMS through VBF production channels [86] and in ATLAS through s-channel production of charginos [87], in both cases, the chargino decaying into neutralino and soft leptons. The two analyses are complete, however the constraints does not apply directly in the STFDM model, and a full analysis is currently beyond scope of this work. Scenario **C**, is defined by the mass interval $m_{\pi^\pm} < (m_{\chi^+} - m_{\chi_1^0}) < 0.5 \text{ GeV}$, with $m_{\pi^\pm} = 139.6 \text{ MeV}$, the charged Pion mass. This general benchmark correspond to the points in green on Fig. 14. In this case, for the mentioned mass windows above, the most predominant decay mode of charged fermion is $\chi^\pm \rightarrow \pi^\pm \chi_1^0$, with $Br(\chi^\pm \rightarrow \pi^\pm \chi_1^0) \geq 0.97$, however,

⁵ As $m_{\text{DM}} \gg m_{X_e}$, the detector can not distinguish one DM candidate from the other.

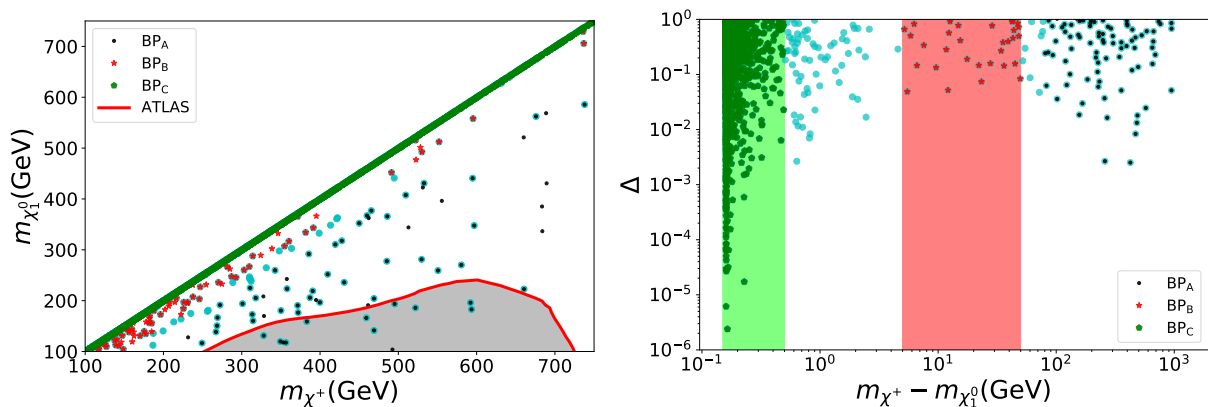


FIG. 14. On the left panel, $m_{\chi_1^0}$ as a function of m_{χ^+} , all the points displayed satisfy the observed relic density, direct detection and indirect detection current limits. The region in gray, which correspond to points in which m_{χ^+} and $m_{\chi_1^0}$ are mostly triplet and mass degenerate is currently ruled out by ATLAS searches [85]. On the right panel, the Δ function vs $m_{\chi^+} - m_{\chi_1^0}$ plane is shown.

the charged fermion χ^\pm have small width decay, allowing it to travel inside the detector before decay [75]. The width decay for the fermion χ^\pm decaying to charged Pion reads:

$$\Gamma_{\chi^\pm} = (n^2 - 1) \frac{G_F^2 V_{ud}^2 \sin^2(\alpha) \Delta M^3 f_\pi^2}{4\pi} \sqrt{1 - \frac{m_\pi^2}{\Delta M^2}}, \quad (51)$$

with $n = 3$, G_F , the Fermi constant, V_{ud} , the up-down element in the CKM quarks mixing matrix, $f_\pi = 131$ MeV, $m_{\pi^\pm} = 139.570$ MeV, the charged Pion mass and $\Delta M = m_{\chi^\pm} - m_{\pi^\pm}$. In the CMS analysis [75], a search of long-lived charginos in a supersymmetry model is carried out, using disappearing track signatures and exclude charginos with lifetimes from 0.5 ns to 60 ns for chargino masses of 505 GeV. These limits does not apply directly in this scenario. However, such an analysis has the potential to explore the red points on the Fig 14. But, this will require a careful treatment that is currently beyond the scope of this work. Nevertheless, using the results from the CMS analysis mentioned above, it is still possible to constrain a fraction of the parameter space of scenario C. On the Fig. 6, the solid black line is the NLO theoretical cross section at $\sqrt{s} = 13$ TeV times branching ratio for the direct production of a pair of charged fermions, which latter decay to a charged a Pions and a fermionic DM specie. The solid blue, red and green lines stands for the observed 2σ limits on $\sigma(pp \rightarrow \chi^+ \chi^-) \times Br(\chi^\pm \rightarrow \chi_1^0 \pi^\pm)$ for fermions with lifetimes of 0.33 ns, 3.3 ns, and 33 ns, which allow it to exclude fermion triplets with masses m_{χ^+} up to 320 GeV, 550 GeV and 380 GeV respectively.

F. Benchmarks points

Finally, a set of two benchmark scenarios, which fulfills all constraints are given in table VIII F.

VIII. CONCLUSION

In this work, we have explored three multicomponent dark matter models with two DM candidates. All models have in common that, in the scalar sector, the DM candidate is the lightest neutral particle of the IDM or an inert scalar, while the other candidate is the lightest neutral mass eigenstate resulting from a mixture of fermionic fields. In this last sector, we focused on a minimal approach, including only fields that are singlets, doublets, and triplets under the $SU(2)_L$ group and allowing them to mix. After spontaneous symmetry breaking, we find that, for all models, the lightest neutral fermionic particle, the DM candidate, is a Majorana fermion. For all models, we imposed theoretical constraints such as those arising from oblique parameters, the Higgs diphoton decay rate, LEP limits, vacuum stability, and perturbativity. Taking this into account, we scanned the available parameter space and study the restrictions resulting from DD, ID and collider experiments. When possible, we also presented future prospects.

For the SDFDM+IDM, we considered a vector-like doublet and a Majorana singlet, the fields mix and, after EWSB the model includes three neutral Majorana particles and one charged fermion. The interplay of the two DM

candidates can explain the relic abundance for masses from 60 GeV to the TeV scale. Remarkably, although the region for $100 \text{ GeV} \lesssim m_{H^0} \lesssim 550 \text{ GeV}$ can explain the relic abundance, it is due to the contribution of the fermion field. The DM conversion mechanism does not play an important role when we imposed the current experimental value for the relic abundance.

Regarding DD, although points with large λ_L and large $c_{\chi_1^0 \chi_1^0 h}$ generate a huge SI cross section and they could exceed the XENON1T limit, they can not be excluded because they could have a low contribution to the relic density of the DM. The interplay between the relic density, the SI and SD cross section needs to be taken into account as it is shown by the eq. 32. On the other hand, regarding ID, the thermal averaged annihilation cross-section $\langle \sigma v \rangle$ always falls under the current Fermi-LAT limits for different annihilation channels. However, the model could be tested in future experiments such as CTA. Finally, for the case of collider searches, we found that, for the case of the fermionic DM, the spectrum is compressed and, it is hard to put further restrictions on the model.

In the case of the DTF+IDM, we considered a vector-like doublet and a Majorana triplet, the fields mix and, after EWSB the model includes three Majorana fermions and two additional charged ones. Moreover, the scalar sector of the SM is extended with the IDM. The interplay of the two DM candidates allows for the saturation of the relic abundance for the mass of H_0 near 80 GeV, $200 < m_{H_0} < 1200 \text{ GeV}$, and for $80.0 < m_{\chi_1^0} < 1000 \text{ GeV}$. In the case of DD experiments, XENON1T restricts $|c_{h\chi_1^0\chi_1^0}|$ to be smaller than 0.08. On the other hand, current observations from ID experiments place no further restrictions on the parameter space. For the case of collider searches, we found that, in the fermionic sector, due to the mass splittings between the next-to-lightest and lightest fermion, and due to the production cross sections that are mostly doublet, it is hard to put further restrictions on the model.

For the STFDM model, the scalar DM spice resembles the lightest neutral scalar component of the scalar inert doublet and the fermion DM candidate arise as the lightest neutral component of the mixing between a $SU(2)$ fermion triplet and a Majorana fermion. The two DM species can account for the observed relic density in the mass windows $100 < m_{\text{DM}} < 1000 \text{ GeV}$.

Regarding DD experiment, the XENON1T experiment constrains $|\lambda_L| \lesssim \mathcal{O}(0.2)$. In the case of collider searches, the benchmark scenario in which $m_{H^+} > m_{\chi_1^+} \approx m_{\chi_2^0} > (m_{\chi_1^0} + m_{W^\pm})$ is explored following the re-interpretation of an ATLAS analysis, which leads to the exclusion of fermion triplets (either χ^+, χ_2^0) with masses of $m_{\chi^+}/m_{\chi_2^0} \approx 650 \text{ GeV}$ for $m_{\chi_1^0} \approx 200 \text{ GeV}$. And for the compressed mass spectra scenario $m_{\pi^\pm} < (m_{\chi^+} - m_{\chi_1^0}) < 0.5 \text{ GeV}$, fermions with lifetimes of 0.33 ns, 3.3 ns, and 33 ns, are excluded for fermion triplets with masses m_{χ^+} up to 320 GeV, 550 GeV and 380 GeV respectively. Additionally, current ID experiment does not put any restriction on the parameter space of the model.

IX. ACKNOWLEDGMENT

We are thankful to Óscar Zapata for useful discussions. G.P and A.B are supported through Universidad EIA grant CI12019007. AR is supported by COLCIENCIAS through the ESTANCIAS POSTDOCTORALES program 2017 and Sostenibilidad-UdeA.

| BP | Scalar Parameters | Fermion Parameters | Observables |
|-----|--|---|--|
| BP1 | $\mu_\eta^2 = 7.65 \times 10^4 \text{ GeV}^2$, $\lambda_3 = -5.49 \times 10^{-3}$ $\lambda_4 = -5.33 \times 10^{-3}$, $\lambda_5 = -3.21 \times 10^{-3}$ $\lambda_1^\Omega = -1.41 \times 10^{-2}$, $\lambda_2^\Omega = 6.34 \times 10^{-2}$ $\lambda^\eta = 2.73 \times 10^{-3}$, $\mu_1 = 42.9 \text{ GeV}$ $\mu_2 = 15.4 \text{ GeV}$ | $m_\Sigma = 825.28 \text{ GeV}$ $m_N = 1307.98 \text{ GeV}$ $Y_\Omega = 0.91$ | $\Omega h_{\chi_1^0}^2 = 1.62 \times 10^{-2}$ $\Omega h_{\eta_R}^2 = 1.04 \times 10^{-1}$ $\Delta = 8.35 \times 10^{-2}$ |
| BP2 | $\mu_\eta^2 = 2.52 \times 10^5 \text{ GeV}^2$, $\lambda_3 = -1.42 \times 10^{-3}$ $\lambda_4 = -8.70 \times 10^{-3}$, $\lambda_5 = -4.19 \times 10^{-3}$ $\lambda_1^\Omega = 3.23 \times 10^{-3}$, $\lambda_2^\Omega = 3.18 \times 10^{-3}$ $\lambda^\eta = -4.54 \times 10^{-3}$, $\mu_1 = 31.62 \text{ GeV}$ $\mu_2 = 15.27 \text{ GeV}$ | $m_\Sigma = 723.31 \text{ GeV}$ $m_N = 674.03 \text{ GeV}$ $Y_\Omega = 0.69$ | $\Omega h_{\chi_1^0}^2 = 8.73 \times 10^{-2}$ $\Omega h_{\eta_R}^2 = 3.29 \times 10^{-2}$ $\Delta = 4.31 \times 10^{-2}$ |

TABLE VII. Two benchmark scenarios, for both we fixed $v_\Omega = 5 \text{ GeV}$ and $\lambda_2 = 0.2$.

Appendix A: Oblique parameters in the STFDM model

In the STFDM there are additional contributions to the Peskin-Takeuchi oblique parameters [41]. The S and T parameters at one loop level coming from the scalar sector (inert doublet model plus scalar triplet) and the singlet-triplet fermion sector are expressed by⁶:

$$S_{\text{new}} = S_{\text{IDM}} + S_{\text{STM}} + S_{\text{STF}} , \quad (\text{A1})$$

$$T_{\text{new}} = T_{\text{IDM}} + T_{\text{STM}} + T_{\text{STF}} , \quad (\text{A2})$$

where the contribution coming from the IDM reads [38, 47]:

$$S_{\text{IDM}} = \frac{1}{72\pi} \frac{1}{(x_2^2 - x_1^2)^3} \left(x_2^6 f_a(x_2) - x_1^6 f_a(x_1) + 9x_1^2 x_2^2 [x_2^2 f_b(x_2) - x_1^2 f_b(x_1)] \right) , \quad (\text{A3})$$

$$T_{\text{IDM}} = \frac{1}{32\pi\alpha^2 v^2} \left(f_c(m_{\eta^+}, m_{\eta^I}) + f_c(m_{\eta^+}, m_{\eta^R}) - f_c(m_{\eta^R}, m_{\eta^I}) \right) , \quad (\text{A4})$$

with $x_1 = m_{\eta^R}/m_{\eta^+}$, $x_2 = m_{\eta^I}/m_{\eta^+}$, $f_a(x) = -5 + 12 \log(x)$, $f_b(x) = 3 - 4 \log(x)$ and $f_c(x, y)$ is given by:

$$f_c(x, y) = \begin{cases} \frac{x+y}{2} - \frac{xy}{x-y} \log\left(\frac{x}{y}\right) & x \neq y \\ 0 & x = y \end{cases} \quad (\text{A5})$$

The contribution to S and T arising from the scalar triplet reads [88]:

$$S_{\text{STM}} = 0 , \quad (\text{A6})$$

$$T_{\text{STM}} = \frac{1}{8\pi} \frac{1}{s_W^2 c_W^2} \left[\frac{m_{h_2}^2 + m_{h^+}^2}{m_Z^2} - \frac{2m_{h^+}^2 m_{h_2}^2}{m_Z^2 (m_{h_2}^2 - m_{h^+}^2)} \log\left(\frac{m_{h_2}^2}{m_{h^+}^2}\right) \right] , \quad (\text{A7})$$

And finally, the contribution to the oblique parameters coming from the singlet-triplet fermion

$$S_{\text{STFM}} = 0 , \quad (\text{A8})$$

$$T_{\text{STFM}} = \frac{1}{\alpha} \left(\frac{\Pi_{WW}(0)}{m_W^2} - \frac{\Pi_{ZZ}(0)}{m_Z^2} \right) . \quad (\text{A9})$$

Following the notation in reference [89], the Π_{VV} functions reads:

$$\begin{aligned} \Pi_{ZZ}(p^2) &= \frac{g_{Z\chi^+\chi^-}^2}{8\pi^2} \left(J_1(p^2, m_{\chi^\pm}^2, m_{\chi^\pm}^2) - 2m_{\chi^\pm}^2 B_0(p^2, m_{\chi^\pm}^2, m_{\chi^\pm}^2) \right) , \\ \Pi_{ZZ}(p^2) &= \frac{1}{8\pi^2} \left(\sum_{i=1}^2 |a_{W\chi_i^0\chi^\pm}|^2 \left[J_1(p^2, m_{\chi_i^0}^2, m_{\chi^\pm}^2) - 2m_{\chi_i^0} m_{\chi^\pm} B_0(p^2, m_{\chi_i^0}^2, m_{\chi^\pm}^2) \right] \right) . \end{aligned} \quad (\text{A10})$$

where:

$$\begin{aligned} J_1(p^2, m_1^2, m_2^2) &= A_0(m_1^2) + A_0(m_2^2) - (p^2 - m_1^2 - m_2^2) B_0(p^2, m_1^2, m_2^2) , -4B_{00}(p^2, m_1^2, m_2^2) , \\ g_{Z\chi^+\chi^-} &= g c_W , \\ a_{W\chi_1^0\chi^\pm} &= g \cos \alpha , \\ a_{W\chi_2^0\chi^\pm} &= g \sin \alpha . \end{aligned} \quad (\text{A11})$$

with $A_0(m^2)$, $B_0(p^2, m_1^2, m_2^2)$ and $B_{00}(p^2, m_1^2, m_2^2)$ Passarino and Veltman scalar integrals [90, 91].

[1] N. Aghanim *et al.* (Planck), ‘‘Planck 2018 results. VI. Cosmological parameters,’’ (2018), [arXiv:1807.06209](https://arxiv.org/abs/1807.06209) [astro-ph.CO]

⁶ The U parameters turns out to be small in this kind of models.

- [2] Stephen P. Martin, “A Supersymmetry primer,” (1997), doi:“bibinfo doi 10.1142/97898128396570001, 10.1142/97898143075050001, [Adv. Ser. Direct. High Energy Phys.18,1(1998)], [arXiv:hep-ph/9709356 \[hep-ph\]](#)
- [3] Carlos E. Yaguna and Oscar Zapata, “Multi-component scalar dark matter from a Z_N symmetry: a systematic analysis,” (2019), [arXiv:1911.05515 \[hep-ph\]](#)
- [4] Brian Batell, “Dark Discrete Gauge Symmetries,” *Phys. Rev.* **D83**, 035006 (2011), [arXiv:1007.0045 \[hep-ph\]](#)
- [5] Geneviève Bélanger, Kristjan Kannike, Alexander Pukhov, and Martti Raidal, “Minimal semi-annihilating Z_N scalar dark matter,” *JCAP* **1406**, 021 (2014), [arXiv:1403.4960 \[hep-ph\]](#)
- [6] Nilendra G. Deshpande and Ernest Ma, “Pattern of Symmetry Breaking with Two Higgs Doublets,” *Phys. Rev.* **D18**, 2574 (1978)
- [7] Laura Lopez Honorez, Emmanuel Nezri, Josep F. Oliver, and Michel H. G. Tytgat, “The Inert Doublet Model: An Archetype for Dark Matter,” *JCAP* **0702**, 028 (2007), [arXiv:hep-ph/0612275 \[hep-ph\]](#)
- [8] T. D. Lee, “A Theory of Spontaneous T Violation,” *Phys. Rev.* **D8**, 1226–1239 (1973), [516(1973)]
- [9] G. C. Branco, P. M. Ferreira, L. Lavoura, M. N. Rebelo, Marc Sher, and Joao P. Silva, “Theory and phenomenology of two-Higgs-doublet models,” *Phys. Rept.* **516**, 1–102 (2012), [arXiv:1106.0034 \[hep-ph\]](#)
- [10] Laura Lopez Honorez and Carlos E. Yaguna, “The inert doublet model of dark matter revisited,” *JHEP* **09**, 046 (2010), [arXiv:1003.3125 \[hep-ph\]](#)
- [11] Chiara Arina, Fu-Sin Ling, and Michel H. G. Tytgat, “IDM and iDM or The Inert Doublet Model and Inelastic Dark Matter,” *JCAP* **0910**, 018 (2009), [arXiv:0907.0430 \[hep-ph\]](#)
- [12] Tomohiro Abe and Ryosuke Sato, “Quantum corrections to the spin-independent cross section of the inert doublet dark matter,” *JHEP* **03**, 109 (2015), [arXiv:1501.04161 \[hep-ph\]](#)
- [13] Sarah Andreas, Michel H. G. Tytgat, and Quentin Swillens, “Neutrinos from Inert Doublet Dark Matter,” *JCAP* **0904**, 004 (2009), [arXiv:0901.1750 \[hep-ph\]](#)
- [14] Camilo Garcia-Cely and Alejandro Ibarra, “Novel Gamma-ray Spectral Features in the Inert Doublet Model,” *JCAP* **1309**, 025 (2013), [arXiv:1306.4681 \[hep-ph\]](#)
- [15] Camilo Garcia-Cely, Michael Gustafsson, and Alejandro Ibarra, “Probing the Inert Doublet Dark Matter Model with Cherenkov Telescopes,” *JCAP* **1602**, 043 (2016), [arXiv:1512.02801 \[hep-ph\]](#)
- [16] Farinaldo S. Queiroz and Carlos E. Yaguna, “The CTA aims at the Inert Doublet Model,” *JCAP* **1602**, 038 (2016), [arXiv:1511.05967 \[hep-ph\]](#)
- [17] Amitava Datta, Nabanita Ganguly, Najimuddin Khan, and Subhendu Rakshit, “Exploring collider signatures of the inert Higgs doublet model,” *Phys. Rev.* **D95**, 015017 (2017), [arXiv:1610.00648 \[hep-ph\]](#)
- [18] Bhaskar Dutta, Guillermo Palacios, Jose D. Ruiz-Alvarez, and Diego Restrepo, “Vector Boson Fusion in the Inert Doublet Model,” *Phys. Rev.* **D97**, 055045 (2018), [arXiv:1709.09796 \[hep-ph\]](#)
- [19] Ernest Ma, “Verifiable radiative seesaw mechanism of neutrino mass and dark matter,” *Phys. Rev.* **D73**, 077301 (2006), [arXiv:hep-ph/0601225 \[hep-ph\]](#)
- [20] Debasish Borah, P.S. Bhupal Dev, and Abhass Kumar, “TeV scale leptogenesis, inflaton dark matter and neutrino mass in a scotogenic model,” *Phys.Rev.D* **99**, 055012 (2019), [arXiv:1810.03645 \[hep-ph\]](#)
- [21] I. F. Ginzburg, K. A. Kanishev, M. Krawczyk, and D. Sokolowska, “Evolution of Universe to the present inert phase,” *Phys. Rev.* **D82**, 123533 (2010), [arXiv:1009.4593 \[hep-ph\]](#)
- [22] Grzegorz Gil, Piotr Chankowski, and Maria Krawczyk, “Inert Dark Matter and Strong Electroweak Phase Transition,” *Phys. Lett.* **B717**, 396–402 (2012), [arXiv:1207.0084 \[hep-ph\]](#)
- [23] Kathryn M. Zurek, “Multi-Component Dark Matter,” *Phys. Rev.* **D79**, 115002 (2009), [arXiv:0811.4429 \[hep-ph\]](#)
- [24] Subhaditya Bhattacharya, Poulouse Poulouse, and Purusottam Ghosh, “Multipartite Interacting Scalar Dark Matter in the light of updated LUX data,” *JCAP* **1704**, 043 (2017), [arXiv:1607.08461 \[hep-ph\]](#)
- [25] Anthony DiFranzo and Gopolang Mohlabeng, “Multi-component Dark Matter through a Radiative Higgs Portal,” *JHEP* **01**, 080 (2017), [arXiv:1610.07606 \[hep-ph\]](#)
- [26] Subhaditya Bhattacharya, Purusottam Ghosh, and Narendra Sahu, “Multipartite Dark Matter with Scalars, Fermions and signatures at LHC,” *JHEP* **02**, 059 (2019), [arXiv:1809.07474 \[hep-ph\]](#)
- [27] Alexandros Karam and Kyriakos Tamvakis, “Dark matter from a classically scale-invariant $su(3)_x$,” *Phys.Rev.D* **94**, 055004 (2016), [arXiv:1607.01001 \[hep-ph\]](#)
- [28] Alexandre Alves, Daniel A. Camargo, Alex G. Dias, Robinson Longas, Celso C. Nishi, and Farinaldo S. Queiroz, “Collider and Dark Matter Searches in the Inert Doublet Model from Peccei-Quinn Symmetry,” *JHEP* **10**, 015 (2016), [arXiv:1606.07086 \[hep-ph\]](#)
- [29] Mayumi Aoki, Daiki Kaneko, and Jisuke Kubo, “Multicomponent Dark Matter in Radiative Seesaw Models,” *Front.in Phys.* **5**, 53 (2017), [arXiv:1711.03765 \[hep-ph\]](#)
- [30] Sreemanti Chakraborti, Amit Dutta Banik, and Rashidul Islam, “Probing Multicomponent Extension of Inert Doublet Model with a Vector Dark Matter,” *Eur. Phys. J.* **C79**, 662 (2019), [arXiv:1810.05595 \[hep-ph\]](#)
- [31] Sreemanti Chakraborti and Poulouse Poulouse, “Interplay of Scalar and Fermionic Components in a Multi-component Dark Matter Scenario,” *Eur. Phys. J.* **C79**, 420 (2019), [arXiv:1808.01979 \[hep-ph\]](#)
- [32] Debasish Borah, Rishav Roshan, and Arunansu Sil, “Minimal two-component scalar doublet dark matter with radiative neutrino mass,” *Phys. Rev.* **D100**, 055027 (2019), [arXiv:1904.04837 \[hep-ph\]](#)
- [33] Subhaditya Bhattacharya, Purusottam Ghosh, Abhijit Kumar Saha, and Arunansu Sil, “Two component dark matter with inert higgs doublet: neutrino mass, high scale validity and collider searches,” [arXiv:1905.12583 \[hep-ph\]](#)
- [34] P. A. R. Ade *et al.* (Planck), “Planck 2013 results. XVI. Cosmological parameters,” *Astron. Astrophys.* **571**, A16 (2014), [arXiv:1303.5076 \[astro-ph.CO\]](#)

- [35] G. Belanger, F. Boudjema, A. Pukhov, and A. Semenov, “micrOMEGAs4.1: two dark matter candidates,” (2014), [arXiv:1407.6129 \[hep-ph\]](#)
- [36] Geneviève Bélanger, Fawzi Boudjema, Andreas Goudelis, Alexander Pukhov, and Bryan Zaldivar, “micrOMEGAs5.0 : Freeze-in,” *Comput. Phys. Commun.* **231**, 173–186 (2018), [arXiv:1801.03509 \[hep-ph\]](#)
- [37] Kim Griest and David Seckel, “Three exceptions in the calculation of relic abundances,” *Phys. Rev.* **D43**, 3191–3203 (1991)
- [38] Riccardo Barbieri, Lawrence J. Hall, and Vyacheslav S. Rychkov, “Improved naturalness with a heavy Higgs: An Alternative road to LHC physics,” *Phys. Rev.* **D74**, 015007 (2006), [arXiv:hep-ph/0603188 \[hep-ph\]](#)
- [39] J. M. Alarcon, J. Martin Camalich, and J. A. Oller, “The chiral representation of the πN scattering amplitude and the pion-nucleon sigma term,” *Phys. Rev.* **D85**, 051503 (2012), [arXiv:1110.3797 \[hep-ph\]](#)
- [40] J. M. Alarcon, L. S. Geng, J. Martin Camalich, and J. A. Oller, “The strangeness content of the nucleon from effective field theory and phenomenology,” *Phys. Lett.* **B730**, 342–346 (2014), [arXiv:1209.2870 \[hep-ph\]](#)
- [41] Michael E. Peskin and Tatsu Takeuchi, “Estimation of oblique electroweak corrections,” *Phys. Rev.* **D46**, 381–409 (1992)
- [42] M. Tanabashi *et al.* (Particle Data Group), “Review of Particle Physics,” *Phys. Rev.* **D98**, 030001 (2018)
- [43] A. M. Sirunyan *et al.* (CMS), “Measurements of Higgs boson properties in the diphoton decay channel in proton-proton collisions at $\sqrt{s} = 13$ TeV,” *JHEP* **11**, 185 (2018), [arXiv:1804.02716 \[hep-ex\]](#)
- [44] Morad Aaboud *et al.* (ATLAS), “Measurements of Higgs boson properties in the diphoton decay channel with 36 fb⁻¹ of pp collision data at $\sqrt{s} = 13$ TeV with the ATLAS detector,” *Phys. Rev.* **D98**, 052005 (2018), [arXiv:1802.04146 \[hep-ex\]](#)
- [45] Abdesslam Arhrib, Rachid Benbrik, and Naveen Gaur, “ $H \rightarrow \gamma\gamma$ in Inert Higgs Doublet Model,” *Phys. Rev.* **D85**, 095021 (2012), [arXiv:1201.2644 \[hep-ph\]](#)
- [46] Abdesslam Arhrib, Yue-Lin Sming Tsai, Qiang Yuan, and Tzu-Chiang Yuan, “An Updated Analysis of Inert Higgs Doublet Model in light of the Recent Results from LUX, PLANCK, AMS-02 and LHC,” *JCAP* **1406**, 030 (2014), [arXiv:1310.0358 \[hep-ph\]](#)
- [47] Alexander Belyaev, Giacomo Cacciapaglia, Igor P. Ivanov, Felipe Rojas-Abatte, and Marc Thomas, “Anatomy of the Inert Two Higgs Doublet Model in the light of the LHC and non-LHC Dark Matter Searches,” *Phys. Rev.* **D97**, 035011 (2018), [arXiv:1612.00511 \[hep-ph\]](#)
- [48] Alexander Merle, Moritz Platscher, Nicolás Rojas, José W. F. Valle, and Avelino Vicente, “Consistency of WIMP Dark Matter as radiative neutrino mass messenger,” *JHEP* **07**, 013 (2016), [arXiv:1603.05685 \[hep-ph\]](#)
- [49] Erik Lundstrom, Michael Gustafsson, and Joakim Edsjo, “The Inert Doublet Model and LEP II Limits,” *Phys. Rev. D* **79**, 035013 (2009), [arXiv:0810.3924 \[hep-ph\]](#)
- [50] Timothy Cohen, John Kearney, Aaron Pierce, and David Tucker-Smith, “Singlet-Doublet Dark Matter,” *Phys. Rev.* **D85**, 075003 (2012), [arXiv:1109.2604 \[hep-ph\]](#)
- [51] Clifford Cheung and David Sanford, “Simplified Models of Mixed Dark Matter,” *JCAP* **1402**, 011 (2014), [arXiv:1311.5896 \[hep-ph\]](#)
- [52] Francesco D’Eramo, “Dark matter and Higgs boson physics,” *Phys. Rev.* **D76**, 083522 (2007), [arXiv:0705.4493 \[hep-ph\]](#)
- [53] Tomohiro Abe, Ryuichiro Kitano, and Ryosuke Sato, “Discrimination of dark matter models in future experiments,” (2014), [arXiv:1411.1335 \[hep-ph\]](#)
- [54] Lorenzo Calibbi, Alberto Mariotti, and Pantelis Tziveloglou, “Singlet-Doublet Model: Dark matter searches and LHC constraints,” *JHEP* **10**, 116 (2015), [arXiv:1505.03867 \[hep-ph\]](#)
- [55] Diego Restrepo, Andrés Rivera, Marta Sánchez-Peláez, Oscar Zapata, and Walter Tangarife, “Radiative neutrino masses in the singlet-doublet fermion dark matter model with scalar singlets,” *Phys. Rev.* **D92**, 013005 (2015), [arXiv:1504.07892 \[hep-ph\]](#)
- [56] Shunsaku Horiuchi, Oscar Macias, Diego Restrepo, Andres Rivera, Oscar Zapata, and Hamish Silverwood, “The Fermi-LAT gamma-ray excess at the Galactic Center in the singlet-doublet fermion dark matter model,” *JCAP* **1603**, 048 (2016), [arXiv:1602.04788 \[hep-ph\]](#)
- [57] E. Aprile *et al.* (XENON), “Dark Matter Search Results from a One Tonne×Year Exposure of XENON1T,” (2018), [arXiv:1805.12562 \[astro-ph.CO\]](#)
- [58] J. Aalbers *et al.* (DARWIN), “DARWIN: towards the ultimate dark matter detector,” *JCAP* **1611**, 017 (2016), [arXiv:1606.07001 \[astro-ph.IM\]](#)
- [59] M. Ackermann *et al.* (Fermi-LAT), “Searching for Dark Matter Annihilation from Milky Way Dwarf Spheroidal Galaxies with Six Years of Fermi-LAT Data,” (2015), [arXiv:1503.02641 \[astro-ph.HE\]](#)
- [60] H. Abdallah *et al.* (HESS), “Search for γ -Ray Line Signals from Dark Matter Annihilations in the Inner Galactic Halo from 10 Years of Observations with H.E.S.S.,” *Phys. Rev. Lett.* **120**, 201101 (2018), [arXiv:1805.05741 \[astro-ph.HE\]](#)
- [61] Stephen P. Martin, “TASI 2011 lectures notes: two-component fermion notation and supersymmetry,” (2012), [arXiv:1205.4076 \[hep-ph\]](#)
- [62] Francesco D’Eramo, “Dark matter and Higgs boson physics,” *Phys. Rev.* **D76**, 083522 (2007), [arXiv:0705.4493 \[hep-ph\]](#)
- [63] F. Staub, “SARAH,” (2008), [arXiv:0806.0538 \[hep-ph\]](#)
- [64] Florian Staub, “From Superpotential to Model Files for FeynArts and CalcHep/CompHep,” *Comput. Phys. Commun.* **181**, 1077–1086 (2010), [arXiv:0909.2863 \[hep-ph\]](#)
- [65] Florian Staub, “Automatic Calculation of supersymmetric Renormalization Group Equations and Self Energies,” *Comput. Phys. Commun.* **182**, 808–833 (2011), [arXiv:1002.0840 \[hep-ph\]](#)
- [66] Florian Staub, “SARAH 3.2: Dirac Gauginos, UFO output, and more,” *Comput. Phys. Commun.* **184**, 1792–1809 (2013), [arXiv:1207.0906 \[hep-ph\]](#)
- [67] Florian Staub, “SARAH 4 : A tool for (not only SUSY) model builders,” *Comput. Phys. Commun.* **185**, 1773–1790 (2014), [arXiv:1309.7223 \[hep-ph\]](#)

- [68] Werner Porod, “SPHeno, a program for calculating supersymmetric spectra, SUSY particle decays and SUSY particle production at e^+e^- colliders,” *Comput. Phys. Commun.* **153**, 275–315 (2003), [arXiv:hep-ph/0301101 \[hep-ph\]](#)
- [69] W. Porod and F. Staub, “SPHeno 3.1: Extensions including flavour, CP-phases and models beyond the MSSM,” *Comput. Phys. Commun.* **183**, 2458–2469 (2012), [arXiv:1104.1573 \[hep-ph\]](#)
- [70] G. Belanger, F. Boudjema, A. Pukhov, and A. Semenov, “MicrOMEGAs 2.0: A Program to calculate the relic density of dark matter in a generic model,” *Comput. Phys. Commun.* **176**, 367–382 (2007), [arXiv:hep-ph/0607059 \[hep-ph\]](#)
- [71] Qing-Hong Cao, Ernest Ma, Jose Wudka, and C.-P. Yuan, “Multipartite dark matter,” (11 2007), [arXiv:0711.3881 \[hep-ph\]](#)
- [72] Stefan Funk, “Indirect Detection of Dark Matter with gamma rays,” (2013), [arXiv:1310.2695 \[astro-ph.HE\]](#)
- [73] Matthew Wood, Jim Buckley, Seth Digel, Stefan Funk, Daniel Nieto, and Miguel A. Sanchez-Conde, “Prospects for Indirect Detection of Dark Matter with CTA,” in *Proceedings, 2013 Community Summer Study on the Future of U.S. Particle Physics: Snowmass on the Mississippi (CSS2013): Minneapolis, MN, USA, July 29-August 6, 2013* (2013) [arXiv:1305.0302 \[astro-ph.HE\]](#), <http://www.slac.stanford.edu/econf/C1307292/docs/submittedArxivFiles/1305.0302.pdf>
- [74] P. Poulose, Shibbananda Sahoo, and K. Sridhar, “Exploring the Inert Doublet Model through the dijet plus missing transverse energy channel at the LHC,” *Phys. Lett.* **B765**, 300–306 (2017), [arXiv:1604.03045 \[hep-ph\]](#)
- [75] Albert M Sirunyan *et al.* (CMS), “Search for disappearing tracks as a signature of new long-lived particles in proton-proton collisions at $\sqrt{s} = 13$ TeV,” *JHEP* **08**, 016 (2018), [arXiv:1804.07321 \[hep-ex\]](#)
- [76] Ayres Freitas, Susanne Westhoff, and Jure Zupan, “Integrating in the Higgs Portal to Fermion Dark Matter,” *JHEP* **09**, 015 (2015), [arXiv:1506.04149 \[hep-ph\]](#)
- [77] Carla Biggio and Florian Bonnet, “Implementation of the Type III Seesaw Model in FeynRules/MadGraph and Prospects for Discovery with Early LHC Data,” *Eur. Phys. J. C* **72**, 1899 (2012), [arXiv:1107.3463 \[hep-ph\]](#)
- [78] E. Aprile *et al.* (XENON), “Constraining the spin-dependent WIMP-nucleon cross sections with XENON1T,” *Phys. Rev. Lett.* **122**, 141301 (2019), [arXiv:1902.03234 \[astro-ph.CO\]](#)
- [79] The ATLAS collaboration (ATLAS), “Search for electroweak production of charginos and sleptons decaying in final states with two leptons and missing transverse momentum in $\sqrt{s} = 13$ TeV pp collisions using the ATLAS detector,” (2019)
- [80] M. Hirsch, R. A. Lineros, S. Morisi, J. Palacio, N. Rojas, and J. W. F. Valle, “WIMP dark matter as radiative neutrino mass messenger,” *JHEP* **10**, 149 (2013), [arXiv:1307.8134 \[hep-ph\]](#)
- [81] Diego Restrepo and Andrés Rivera, “Phenomenological consistency of the singlet-triplet scotogenic model,” (2019), [arXiv:1907.11938 \[hep-ph\]](#)
- [82] Ivania M. Ávila, Valentina De Romeri, Laura Duarte, and José W. F. Valle, “Minimalistic scotogenic scalar dark matter,” (2019), [arXiv:1910.08422 \[hep-ph\]](#)
- [83] Georges Aad *et al.* (ATLAS, CMS), “Combined Measurement of the Higgs Boson Mass in pp Collisions at $\sqrt{s} = 7$ and 8 TeV with the ATLAS and CMS Experiments,” *Phys. Rev. Lett.* **114**, 191803 (2015), [arXiv:1503.07589 \[hep-ex\]](#)
- [84] J. Alwall, R. Frederix, S. Frixione, V. Hirschi, F. Maltoni, O. Mattelaer, H. S. Shao, T. Stelzer, P. Torrielli, and M. Zaro, “The automated computation of tree-level and next-to-leading order differential cross sections, and their matching to parton shower simulations,” *JHEP* **07**, 079 (2014), [arXiv:1405.0301 \[hep-ph\]](#)
- [85] The ATLAS collaboration (ATLAS), “Search for direct production of electroweakinos in final states with one lepton, missing transverse momentum and a Higgs boson decaying into two b -jets in pp collisions at $\sqrt{s} = 13$ TeV with the ATLAS detector,” (2019)
- [86] Albert M Sirunyan *et al.* (CMS), “Search for supersymmetry with a compressed mass spectrum in the vector boson fusion topology with 1-lepton and 0-lepton final states in proton-proton collisions at $\sqrt{s} = 13$ TeV,” *JHEP* **08**, 150 (2019), [arXiv:1905.13059 \[hep-ex\]](#)
- [87] The ATLAS collaboration (ATLAS), “Searches for electroweak production of supersymmetric particles with compressed mass spectra in $\sqrt{s} = 13$ TeV pp collisions with the ATLAS detector,” (2019)
- [88] Jeffrey R. Forshaw, D. A. Ross, and B. E. White, “Higgs mass bounds in a triplet model,” *JHEP* **10**, 007 (2001), [arXiv:hep-ph/0107232 \[hep-ph\]](#)
- [89] Chengfeng Cai, Zhao-Huan Yu, and Hong-Hao Zhang, “CEPC Precision of Electroweak Oblique Parameters and Weakly Interacting Dark Matter: the Fermionic Case,” *Nucl. Phys.* **B921**, 181–210 (2017), [arXiv:1611.02186 \[hep-ph\]](#)
- [90] G. Passarino and M.J.G. Veltman, “One Loop Corrections for e^+e^- Annihilation Into $\mu^+\mu^-$ in the Weinberg Model,” *Nucl. Phys.* **B160**, 151 (1979)
- [91] Ansgar Denner, “Techniques for calculation of electroweak radiative corrections at the one loop level and results for W physics at LEP-200,” *Fortsch. Phys.* **41**, 307–420 (1993), [arXiv:0709.1075 \[hep-ph\]](#)