

Random Number Generation from a Quantum Tunnelling Diode

Kanin Aungskunsiri*, Ratthasart Amarit, Kruawan Wongpanya, Siriporn Saiburee,
Sataporn Chanhorm, Apichart Intarapanich, and Sarun Sumriddetchkajorn

*National Electronics and Computer Technology Center
National Science and Technology Development Agency
Ministry of Higher Education, Science, Research, and Innovation
112 Thailand Science Park, Phahonyothin Road, Khlong Nueng,
Khlong Luang, Pathum Thani, 12120 THAILAND*

February, 2020

Random number generation is important in many activities such as communication, encryption, science, gambling, finance, and decision-making. Quality of random numbers is critical in some applications, especially in cryptography, which require true randomness. In this work, we propose exploitation of a commercially-available quantum tunnelling diode as a source of true randomness. This off-the-shelf device is inexpensive and has a promising capability for future electronic integration at large-scale production.

1. Introduction

Random numbers have many uses in communication, science, testing, finance, and gambling. In communication, random numbers are critical for the encryption of sensitive information. Practically, the security of communication relies on the hardness of an encryption function which demands unpredictability of random seeds. In addition to the area of quantum communication, real-world implementation of quantum-key-distribution protocols [1-4] requires true randomness as an essential part where a sender and a receiver randomly select quantum states for their transmission and detection respectively. Randomness is also crucial for stochastic simulation where outputs are populated from random scenarios. Randomization is a key important in gambling, especially in a casino where a dedicated random number generator is highly demanded. In stock market, randomness has been involved for the fair distribution of stocks to the buyers. Furthermore, verification via online transaction requires random seeds for the generation of one-time passwords.

Random numbers can be obtained or extracted from various processes in nature such as chaotic process [5-7], atmospheric noise [8], electronics noise [9], quantum phenomenon [10-12], and computer programming [13]. These sources provide a wide variety of randomness quality ranging from pseudo-randomness, which exhibits a statistical pattern, to true-randomness, where output values are totally uncorrelated and unpredictable. Mechanical processes and devices – such as coin flipping, Galton boards, lottery wheels, and casino roulette wheels – have some intrinsic biases where outputs are not equally distributed which results in the unreliability of randomization.

* corresponding author (email: kanin.aungskunsiri@nectec.or.th)

Computer programming is an obvious source of pseudo-randomness where output value is calculated from a deterministic process. Electronics noise is also a poor source of randomness where output pattern can be statically recognized. Atmospheric noise is a good source of randomness in that randomness generation relates to a chaotic process which involved complexities cooperating unknown parameters. This source may be adequate in some applications – however it may pose security risks since the random signals are not isolated in a closed system, and anyone can setup a device to obtain signals coming from the same origin. The utmost source of randomness is an exploitation of quantum mechanical process where randomness is obtained from an uncertainty of the quantum system such as radioactive decay, quantum noise, and the collapsing of a quantum superposition state. One simple case of quantum random number generation harnesses a setup that passes single photons through a 50:50 beam-splitter and then registering signals of photons leaving either side of outgoing ports. (See Figure 1.)

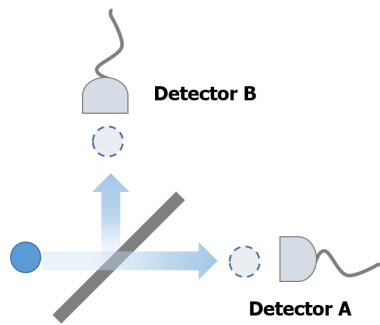


Figure 1: Quantum randomness from single photons using a beam-splitter. Each photon enters a 50:50 beam-splitter and leaves at either outgoing port to a detector (either A or B) with balanced probability.

In this work, we propose an application of a tunnel diode [14] as a key component for true random number generation. This device is inexpensive, operates at a room temperature, and does not require expensive or complicated systems for the practical implementation. This makes it appealing for future electronic integration at mass production.

2. Tunnel diode

Tunnel diode [14] is a solid-state device, and it is one in many types of semiconductor diodes incorporated with a p-n junction. The p-type and n-type of the tunnel diode are heavily doped in which concentration of impurities is 1000 times greater than typical diodes. With regards that the more impurities introduced into a p-n semiconductor diode the thinner of its depletion region will be, tunnel diode has a unique characteristic that it exhibits an extremely thin depletion region. Zener diode is another p-n junction diode which is also heavily doped, however still incomparable to the tunnel diode due to its thicker depletion region.

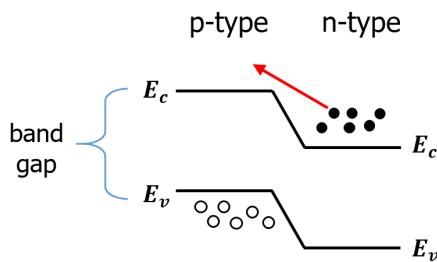


Figure 2: Energy level of a p-n semiconductor. The band gap between the conduction band and the valence band of a typical p-n junction diode is wide and behaves like a thick barrier. This barrier blocks the passage of electrons flowing across the p-n junction. Electrons having energy greater than the barrier can overcome the internal potential force and causes the current flow.

In case of a typical p-n junction diode, conduction band of n-type aligns at the bandgap of p-type (Figure 2). In this scenario, the depletion region behaves like a barrier that blocks the

passage of electrons flowing from p-type to n-type. The current flow only occurs in the case when electrons can pass over the barrier with a threshold energy which is greater than the height of the barrier as illustrated in Figure 3a.

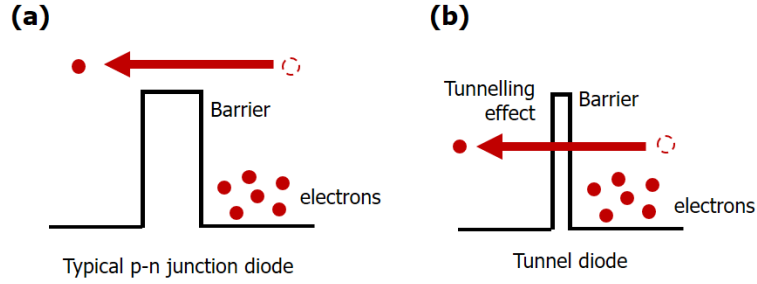


Figure 3: (a) Only electrons having energy greater than the potential barrier can cross the barrier in a typical p-n junction diode. (b) A tunnel diode has a very thin barrier in that electrons can tunnel through the barrier.

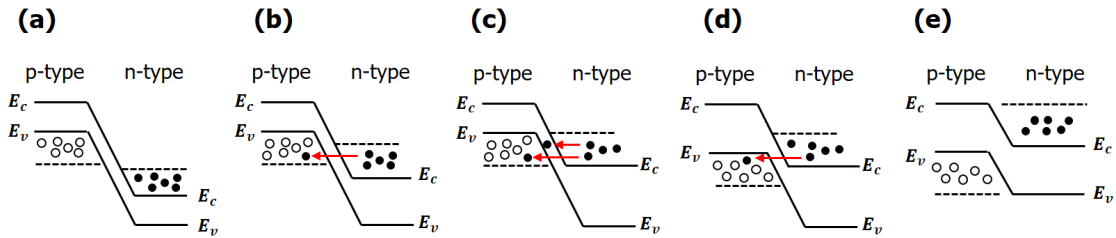


Figure 4: Energy levels of the tunnel diode at different scenarios: (a) at normal stage without bias voltage, (b) with small amount of bias voltage that causes the conduction band of n-type overlaps with the valence band of p-type, (c) when the valence band of n-type fully overlaps with the valence band of p-type and current flow is maximally dominated from the quantum tunnelling effect, (d) when the overlaps begin misalign with a higher bias voltage and quantum tunnelling effect declines, and (e) at final stage where high voltage drives the tunnel diode to operate in the typical p-n junction diode.

In case of a tunnel diode, it operates in two modes: (i) tunnelling effect and (ii) p-n junction, as illustrated in Figure 4. Taking this structure, the depletion region is very thin and the conduction band of n-type sits below the valence band of p-type (Figure 4a). By applying small bias (Figure 4b), electrons can tunnel through the depletion region, as shown in Figure 3b, resulting in the current flow from the conduction band of n-side to the valence band of p-side. In this scenario, The rise of the bias voltage increases the probability of electrons flowing through the tunnelling effect until the conduction band of n-side and the valence band of p-side become fully overlapped (Figure 4c) and we can observe the peak current (I_p) at this bias voltage (V_p). By increasing the voltage level, these bands begin to be misaligned (Figure 4d) and the chance of electron tunnelling will decline until they are fully misaligned at a certain voltage (V_v) (Figure 4e). At V_v , the electron tunnelling effect diminishes and therefore provides no contribution to the current flow (I_v). This decline I-V curve exhibits the negative resistance behaviour since the current decreases when the voltage increases. Applying more voltage will drive the tunnel diode to operate in typical p-n junction state where current increase with an increasing of bias voltage.




Figure 5: Commercial tunnel diode used in this work (P/N: 3U20D).

Figure 5 illustrates a commercial tunnel diode (P/N: 3U20D) used in this work. The measured I-V characteristic of this device is presented in Figure 6. The circuit diagram used for the characterization is illustrated in the inset of Figure 6.

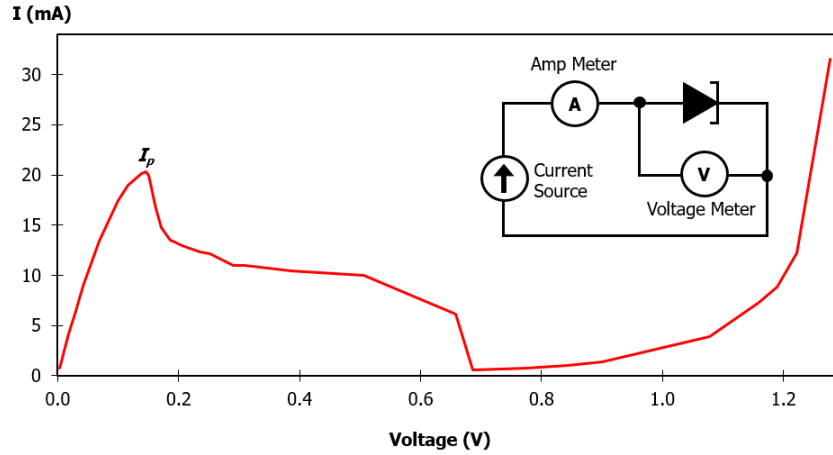


Figure 6: Measured I-V characteristic of our tunnel diode. The inset illustrates a circuit diagram of the measurement.

3. Randomness from a tunnel diode

Sweeping current (I) and measuring voltage (V) across a tunnel diode results in a hysteresis cycle. It was presented in the prior-art [15] that each forward sweep across a resonant-tunnelling diode (RTD) took different path in a random manner. This means that I_p was not fixed but fluctuated with a random distribution around certain value. This idea inspired us to test the concept of random number generation on a commercially available tunnel diode. We design the test flow diagram as shown in Figure 7a. As anticipated with the tunnel diode, we obtain a similar behaviour as presented in Figure 8(left). A histogram showing a random distribution extracted from I_p from 100,000 sweeps is plotted in Figure 8(right).

In order to investigate for noises that may be originated from other components apart from the tunnel diode, we replaced parts in the circuit that involved with the tunnel diode with a voltage-comparator circuit (see Figure 7b) and collected data from 100,000 current sweeps. Moreover, using circuit diagram in Figure 7c, we examined the impact of the voltage-signal generator[†] by collecting data from 100,000 current sweeps. The results from these investigations is presented in Figure 9.

[†] In this work, a **Hantek HDG2022B** was configured to produce a non-negatively sinusoidal voltage with 100 Hz repetition rate.

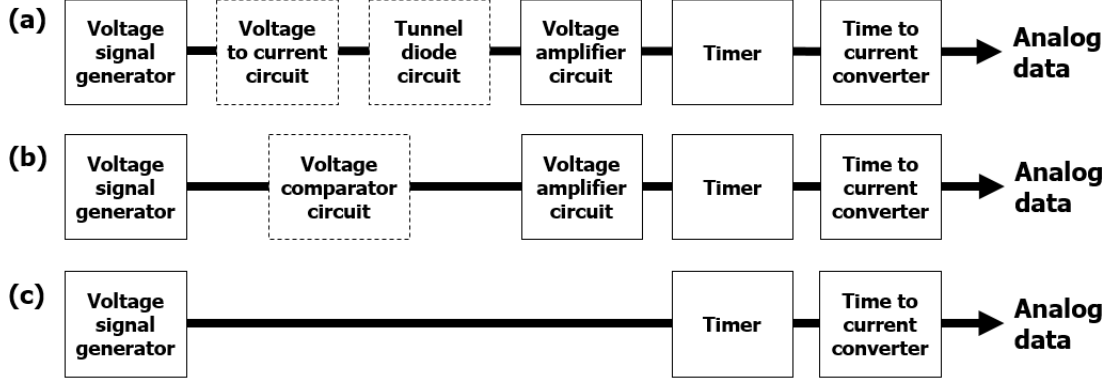


Figure 7: Flow diagrams of the experiment. We applied a 100-Hz sinusoidal voltage to the electronic circuit and measured the fluctuation of respond time for three different scenarios: **(a)** with a tunnel diode circuit, and **(b, c)** without a tunnel diode circuit. In **(a)**, voltage source was converted to the current source in which we aimed to sweep current in sinusoidal wave-form across the tunnel diode, and then to measure I_p of the I-V curve for each hysteresis cycle. In **(b, c)**, the tunnel diode was removed out of the circuit in order to investigate bias signals that may be contributed from other circuit components apart from the tunnel diode itself.

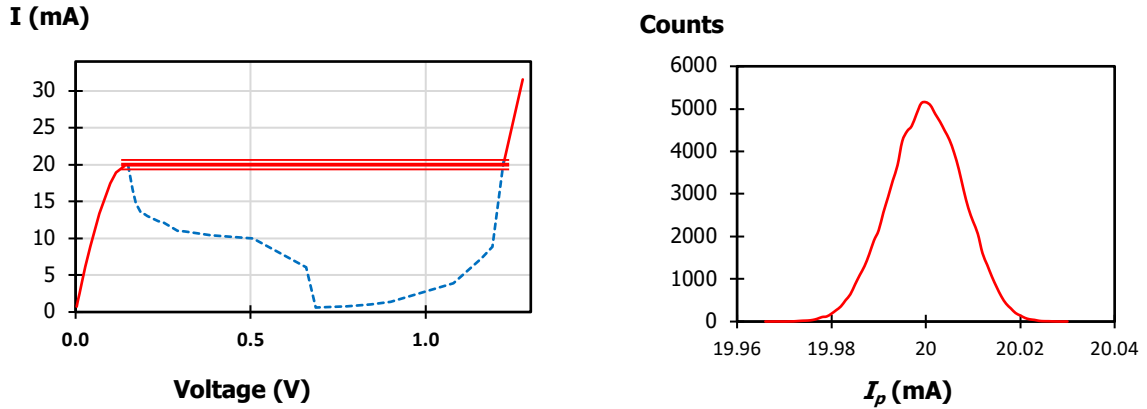


Figure 8: (left) Forward current sweeps pushed the voltage at I_p to jump to the right-handed side of I-V curve. Each cycle repeated in a different path where I_p fluctuates with a random distribution (right)

Experimental data in Figure 9 shows the amplitude fluctuation far greater than the case without the tunnel diode. We calculated the standard deviation (σ) of the fluctuated amplitude from 100,000 sweeping cycles and realized that $\sigma_a > \sigma_b > \sigma_c$. This result points out that the fluctuation of current signals obtained from the tunnel-diode circuit in Figure 7a was dominated by the behaviour of the tunnel diode itself. The reason that caused this effect is unknown to us, and we keep this mystery for further investigation.

4. Random bit extraction

The prior-art [15] that presented the generation of random bits with an RTD, proposed a technique of current sweeping using pulse train with a fixed amplitude. In depth of detail, this fixed value corresponded to the value of I_p . Ideally, each forward current sweep will result in the two possible voltages which occurs at a random manner. Practically, this technique is not suitable for real world operation since I_p is unfixed and current sweeping with a constant amplitude will result in unbalanced bits generation. Our key idea for the

implementation takes a different but yet simpler approach in that the random bit generation is accomplished by probing the fluctuation of I_p .

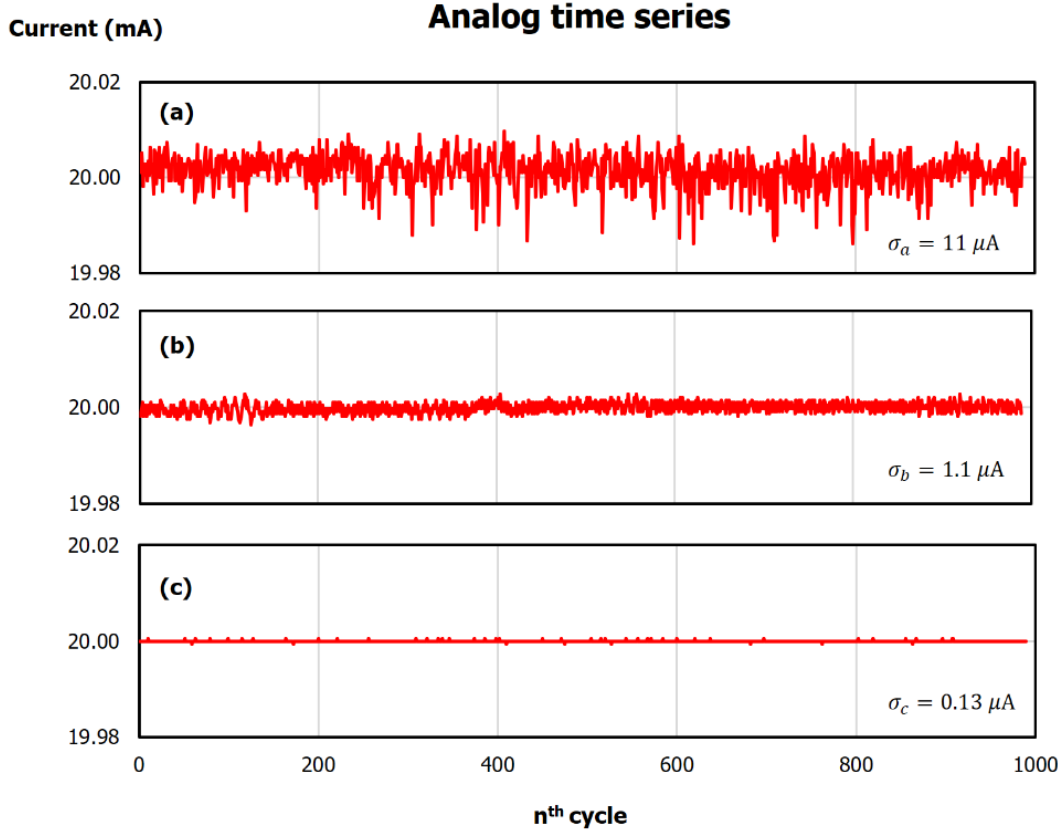


Figure 9: Analog time series obtained from (a) a tunnel-diode circuit, (b) a voltage-comparator circuit, and (c) a function generator circuit, according to circuit diagrams (a)-(c) in Figure 7, respectively.

In this work, we obtained a series of analogue data from the tunnel-diode circuit which was not yet digitized. This analogue data was fed to the post-processing logic for random bit extraction. This process included a procedure that removes the unwanted pattern from the dataset. At the moment, our work in this part is still under developing. Random bits which we extracted from analogue data were collected for randomness verification.

The preliminary results for the randomness test with our post-processing dataset is presented in an appendix part. This randomness check followed a standard guideline in accordance to NIST protocols [16]. In this report, a hundred samples of 200,000-bit sequences for each test were investigated. We found that all datasets were marked with “passed” within the confidence interval for all ten tests. Note that the minimum pass rate for each statistical test with the significance level at $\alpha = 0.01$ is approximately 0.96 for a sample size of 100 binary sequences. The confidence interval at 0.9602 means that 97 datasets must be marked with “passed” in all test method and the p-value in each sub-interval must exhibit a uniform distribution as have shown in Figure A2. Moreover, the total of p-value must be greater than 0.00001.

As the result, we conclude that random bits generation using a tunnel diode as a key component has a tendency of being high quality which fulfil the requirement in the application of security. However, amount of data used in this statistical check was small and insufficient for true randomness verification. We suggest that a thousand samples of 1,000,000-bit sequences for each test are required for efficient investigation.

5. Conclusion and outlook

In this work, we have investigated the I-V characteristic of a commercially-available tunnel diode and examined the behaviour of its hysteresis cycle where forward current sweeping took a different path in each of every cycle. This was due to the fluctuation of I_p that exhibited a random distribution. We propose using this random distribution as a source of true random number generation. Our technique proposed in this work has been implemented with inexpensive electronics and shows promising feasibility for future integration into a single microelectronic board at a very low budget. Work in progress includes an improvement of the electronic circuit as well as the post-processing algorithm in order to eliminate environmental noise and extract high quality of random bits.

6. References

- [1] C. H. Bennett and G. Brassard, "Quantum cryptography: Public key distribution and coin tossing," *Proceedings of IEEE International Conference on Computers, Systems and Signal Processing* 175, 8, New York (1984).
- [2] A. K. Ekert, "Quantum cryptography based on Bell's theorem," *Physical Review Letters* 67, 661 (1991).
- [3] P. D. Townsend, "Secure key distribution system based on quantum cryptography," *Electronics Letters* 30, 809-811 (1994).
- [4] H. K. Lo et al., "Decoy State Quantum Key Distribution," *Physical Review Letters* 94, 230504 (2005).
- [5] A. Uchida et al., "Fast physical random bit generation with chaotic semiconductor lasers," *Nature Photonics* 2, 12, 728-732 (2008).
- [6] I. Reidler et al., "Ultrahigh-speed random number generation based on a chaotic semiconductor laser," *Physical Review Letters* 103, 2, 024102 (2009).
- [7] A. Argyris et al. "Implementation of 140 Gb/s true random bit generator based on a chaotic photonic integrated circuit," *Optics Express* 18, 18763-18768 (2010).
- [8] D. G. Marangon et al., "Random bits, true and unbiased, from atmospheric turbulence," *Scientific Reports* 4, 5490 (2014).
- [9] C.S. Petrie and J.A. Connelly, "A noise-based IC random number generator for applications in cryptography," *IEEE Transactions on Circuits and Systems I: Fundamental Theory and Applications* 47, 5, 615-621 (2000).
- [10] J. G. Rarity et al., "Quantum random-number generation and key sharing," *Journal of Modern Optics* 41, 12, 2435-2444 (1994).

- [11] A. Stefanov et al., "Optical quantum random number generator," *Journal of Modern Optics* 47, 4, 595-598 (2000).
- [12] T. Jennewein et al., "A fast and compact quantum random number generator," *Review of Scientific Instruments* 71, 4, 1675-1680 (2000).
- [13] P L'Ecuyer, "Software for uniform random number generation: Distinguishing the good and the bad," *Proceeding of the 2001 Winter Simulation Conference* (Cat. No. 01CH37304) 1, 95-105. IEEE, (2001).
- [14] L. Esaki, "New phenomenon in narrow germanium p-n junctions," *Physical Review* 109, 2, 603-604 (1958).
- [15] R. Bernardo-Gavito et al., "Extracting random numbers from quantum tunnelling through a single diode," *Scientific Reports*, 7, 17879 (2017).
- [16] A. Rukhin et al., "A statistical test suite for random and pseudorandom number generators for cryptographic applications," *NIST special publication* 800-22, Revision 1A (2010).

Appendix

Table A1: Results for the distribution of p-values and the proportion of passing sequences

C1	C2	C3	C4	C5	C6	C7	C8	C9	C10	p-value	proportion	statistical test	results
2	12	13	8	11	5	12	14	15	8	0.075719	1	Frequency	success
7	9	10	8	12	8	6	16	12	12	0.514124	0.99	Block Frequency	success
4	5	8	11	8	8	7	10	19	20	0.001757	1	Cumulative Sums	success
9	9	12	10	5	12	9	15	8	11	0.678686	0.99	Runs	success
14	9	10	7	13	13	6	5	8	15	0.249284	1	Longest Run	success
14	14	10	8	11	9	6	12	10	6	0.595549	0.97	FFT	success
5	9	12	14	8	9	11	10	8	14	0.616305	0.99	Non-Overlapping Template	success
12	16	10	9	8	7	6	11	12	9	0.574903	0.98	Overlapping Template	success
10	11	9	7	10	17	11	7	10	8	0.595549	0.99	Approximate Entropy	success
8	7	9	10	13	9	9	14	10	11	0.897763	1	Serial	success

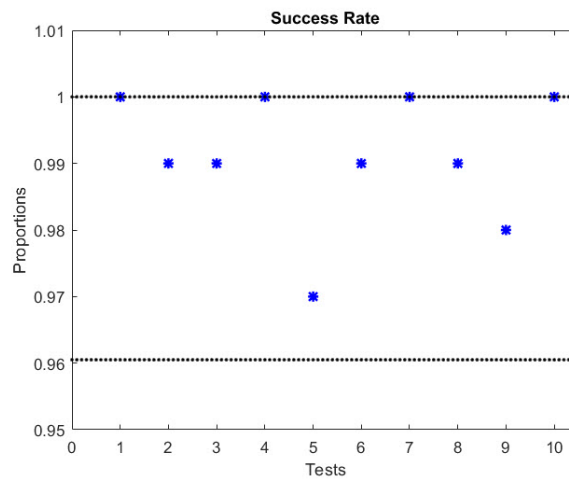


Figure A1: Success rate of ten test methods corresponding to Table A1.

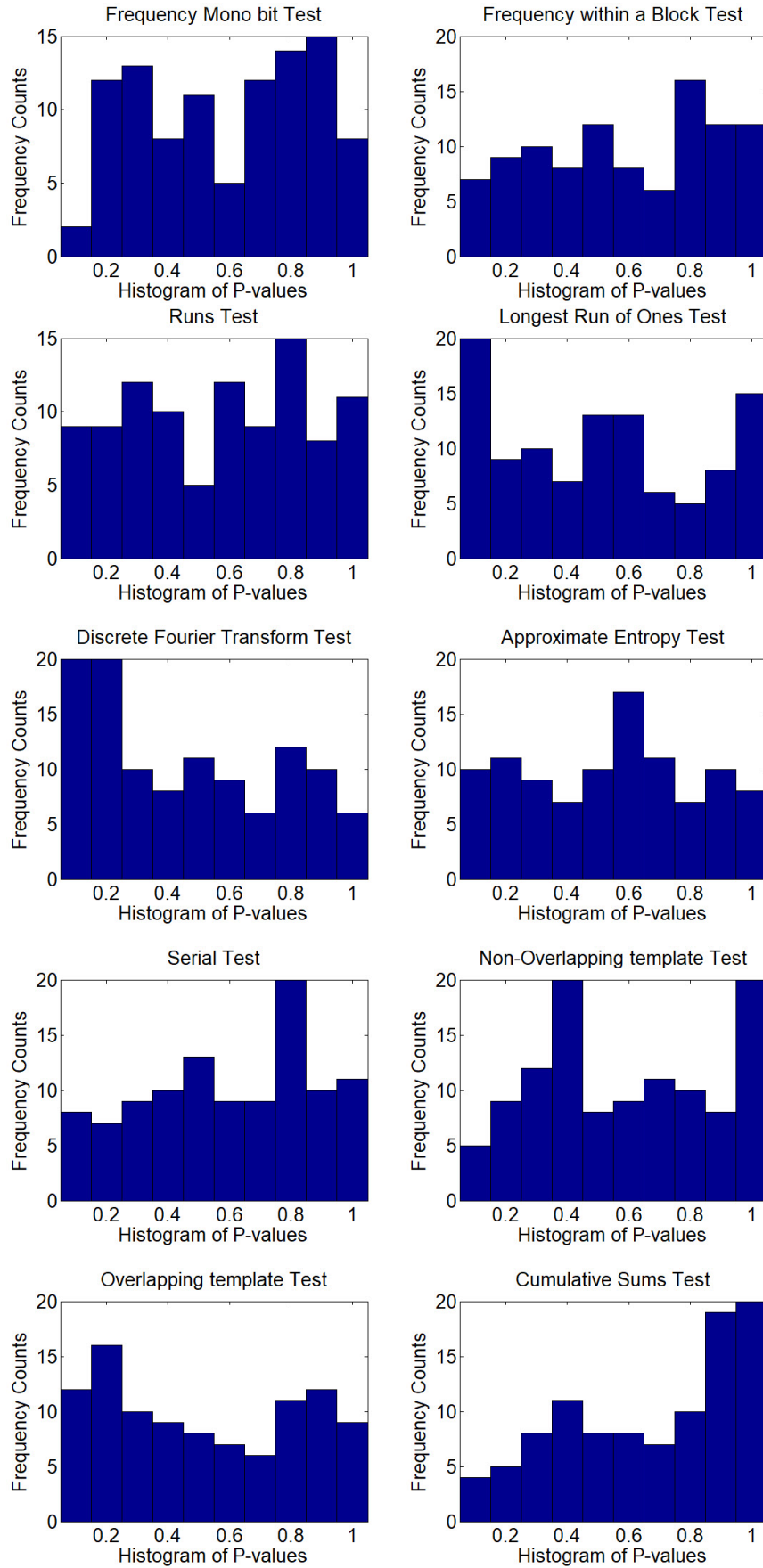


Figure A2: Distributions of p-values for method 1 to 10 corresponding to Table A1.