

Fingerprints of the cosmological constant: Folds in the profiles of the axionic dark matter distribution in a dyon exterior

Alexander B. Balakin^{1,*} and Dmitry E. Groshev^{1,†}

¹*Department of General Relativity and Gravitation, Institute of Physics,
Kazan Federal University, Kremlevskaya str. 16a, Kazan 420008, Russia*

We consider the magnetic monopole in the axionic dark matter environment (axionic dyon) in the framework of the Reissner - Nordström - de Sitter model. Our aim is to study the distribution of the pseudoscalar (axion) and electric fields near the so-called folds, which are characterized by the profiles with the central minimum, the barrier on the left, and the maximum on the right of this minimum. The electric field in the fold-like zones is shown to change the sign twice, i.e., the electric structure of the near zone of the axionic dyon contains the domain similar to a double electric layer. We have shown that the described fold-like structures in the profile of the gravitational potential, and in the profiles of the electric and axion fields can exist, when the value of the dyon mass belongs to the interval enclosed between two critical masses, which depend on the cosmological constant.

PACS numbers: 04.20.Jb, 04.40.Nr, 14.80.Hv

I. INTRODUCTION

Global and local phenomena in our Universe are inter-related. When we speak about the cosmological constant Λ , first of all we think about the global structure of the Universe and about the rate of its expansion [1]. On the other hand, the cosmological constant is associated with one of the models of the dark energy [2–4], and the influence of the Λ term on the structure of compact objects, black holes and wormholes can be interpreted as the dark energy fingerprints [5]. Specific details of the causal structure of spherically symmetric objects, the number and types of the horizons can also be associated with the cosmological constant. For instance, in the framework of non-minimal extensions of the Einstein-Maxwell and Einstein-Yang-Mills models with non-vanishing cosmological constant the solutions regular at the center appear, if the parameters of the non-minimal coupling are linked by specific relationships with the cosmological constant [6, 7]. In other words, the regularity at the center is connected with the appropriate asymptotic behavior.

The dark matter, the second key element of all modern cosmological scenarios [8–10], can play the unique role in the problem of identification of the relativistic compact objects with strong electromagnetic fields. When one studies the properties of the gravitational field of the object, the standard theoretical tool is based on the analysis of the dynamics of test particles; usually, one studies the trajectories of massive and massless particles reconstructing the fine details of the gravitational fields. When we deal with the axions, the light pseudo-bosons [11–13], as the possible representatives of the dark matter [14–18], we can not monitor the motion of an individual particle, and the analysis of the dark matter halos comes to the

fore. Indeed, the dark matter forms specific cosmological units: halos, sub-halos, filaments, walls, the structure of which admits the recognition of the type of the corresponding central elements. We assume that compact relativistic objects with strong gravitational and electromagnetic fields distort the dark matter halos, which surround them (see, e.g., [19, 20] for details). For instance, when the magnetic field of the star possesses the dipolar component, the axionic halo is no longer spherically symmetric and is characterized by dipole, quadruple, etc. moments. In other words, the modeling of the halo profiles for the magnetic stars can be useful in the procedure of identification of these objects, as well as, in the detailing of their structures.

Our goal is to analyze specific details of the axionic dark matter profiles, which can be formed near the folds in the profile of the gravitational potential. The axion distribution near the folds is non-monotonic, thus the electric field induced by the strong magnetic field in the axionic environment can signal about the appearance of the inverted layers analogous to the ones in the axionically active plasma [21]. We show that, when the space-time is characterized by the non-vanishing cosmological constant, the folds in the profiles of the gravitational potential appear, the solutions to the equations for the pseudoscalar (axion) field inherit the fold-like behavior, and the axionically induced electric field changes the sign in these domains in analogy with the phenomena of stratification in the axionically active plasma [21].

The paper is organized as follows. In Section II we discuss mathematical details, describing the magneto-electro-statics of the axionic dyons. In Section III we introduce and mathematically describe the idea of folds in the profile of the gravitational potential. In Section IV we analyze the solutions to the key equations of the model and illustrate the appearance of the fold-like structures in the profiles of axion and electric fields. Section V contains discussion.

*Electronic address: Alexander.Balakin@kpfu.ru

†Electronic address: groshevdmtri@mail.ru

II. DESCRIPTION OF THE AXIONIC DARK MATTER PROFILES

A. The total action functional

We consider the model, which can be described by the total action functional

$$S_{(\text{total})} = S_{(\text{EH})} + S_{(\text{BMF})} + S_{(\text{AE})}. \quad (1)$$

Here $S_{(\text{EH})}$ is the Einstein-Hilbert functional with the Ricci scalar R and cosmological constant Λ

$$S_{(\text{EH})} = \int d^4x \sqrt{-g} \frac{(R + 2\Lambda)}{2\kappa}, \quad (2)$$

and $S_{(\text{BMF})}$ describes the contribution of a matter and/or fields, which form the background spacetime. The action functional of the axion-electromagnetic subsystem is represented in the form

$$S_{(\text{AE})} = \int d^4x \sqrt{-g} \left\{ \frac{1}{4} F^{mn} (F_{mn} + \phi F_{mn}^*) + \frac{1}{2} \Psi_0^2 [V - \nabla_m \phi \nabla^m \phi] \right\}, \quad (3)$$

where F_{mn} is the Maxwell tensor and F_{mn}^* is its dual tensor; ϕ denotes the dimensionless pseudoscalar (axion) field and $\Psi_0 = \frac{1}{g_{A\gamma\gamma}}$ is the parameter reciprocal to the constant of the axion-photon coupling $g_{A\gamma\gamma}$.

B. Background state

We follow the hierarchical approach, according to which the background gravitational field is considered to be fixed, and the axionic dark matter is distributed in this given spacetime. Why we do it? The relativistic objects of the neutron star type are compact, but the mass density inside these objects is very high, about $\rho_n \propto 10^{15} \text{g/cm}^3$. The average mass density of the dark matter is known to be estimated as $\rho_{\text{DM}} \propto 10^{-24} \text{g/cm}^3$, but, in contrast to the dense objects, the dark matter is distributed quasi-uniformly in the whole Universe. Thus, the gravitational field in the vicinity of the dense magnetic stars is predetermined by the baryonic matter and by the magnetic field with very high energy. From the mathematical point of view, in order to describe the background state we use only two elements of the total action functional (1), namely, $S_{(\text{EH})} + S_{(\text{BMF})}$, and consider the known solutions to the corresponding master equations. As for the axionic and electric subsystems, we obtain the master equations and analyze their solutions with the assumption that the gravity field is already found.

C. Master equations of the axion electrodynamics

In this work we assume that the potential of the axion field is of the form $V(\phi) = m_A^2 \phi^2$. More sophisticated periodic potential is considered in the papers [20, 21]. Mention should be made, that we use the system of units, in which $c=1$, $\hbar=1$, $G=1$; in this case the dimensionality of the axion mass m_A coincides with the one of the inverse length. In the standard system of units we have to replace m_A with $\frac{m_A c}{\hbar}$. Variation of the action functional (3) with respect to pseudoscalar field ϕ gives the known master equation

$$\nabla_m \nabla^m \phi + m_A^2 \phi = -\frac{1}{4\Psi^2} F_{mn}^* F^{mn}. \quad (4)$$

Variation procedure associated with the electromagnetic potential A_i gives the equation

$$\nabla_k [F^{ik} + \phi F^{*ik}] = 0. \quad (5)$$

This equation, being supplemented by the equation

$$\nabla_k F^{*ik} = 0, \quad (6)$$

can, as usual, be transformed into

$$\nabla_k F^{ik} = -F^{*ik} \nabla_k \phi. \quad (7)$$

The equations (7), (6) and (4) are known as the master equations of the axion electrodynamics [22, 23].

D. Static spacetime with spherical symmetry

We assume that the background spacetime is static and spherically symmetric, and is described by the metric

$$ds^2 = N(r) dt^2 - \frac{dr^2}{N(r)} - \frac{1}{r^2} (d\theta^2 + \sin^2 \theta d\varphi^2). \quad (8)$$

When the pseudoscalar and electromagnetic fields inherit the spacetime symmetry, we obtain that ϕ is the function of the radial variable only, $\phi(r)$, and the potential of the electromagnetic field can be presented in the form

$$A_i = \delta_i^0 A_0 + \delta_i^\varphi A_\varphi. \quad (9)$$

When one deals with the magnetic monopole of the Dirac type, the azimuthal component of the potential is considered to be chosen in the form

$$A_\varphi = Q_m (1 - \cos \theta), \quad (10)$$

where Q_m is the magnetic charge (see, e.g., [24, 25]). The equations (7) and (6) can be reduced to one equation only, which contains the electrostatic potential $A_0(r)$

$$\frac{d}{dr} \left(r^2 \frac{dA_0}{dr} + Q_m \phi \right) = 0. \quad (11)$$

The equation (4) takes now the form

$$\frac{1}{r^2} \frac{d}{dr} \left(r^2 N \frac{d\phi}{dr} \right) - m_A^2 \phi = - \frac{Q_m}{\Psi_0^2 r^2} \left(\frac{dA_0}{dr} \right). \quad (12)$$

Integration of the equation (11) gives

$$\frac{dA_0}{dr} = \frac{Q(r)}{r^2}, \quad Q(r) \equiv K - Q_m \phi, \quad (13)$$

where K is the constant of integration. The function $Q(r) = K - Q_m \phi(r)$ plays here the role of an effective electric charge, which is virtually distributed around the object at the presence of the axion field. This idea allows us to use the term *axionically induced* electric field.

As the next step, we replace the term $\frac{dA_0}{dr}$ in the right-hand side of (12) with (13), and obtain the master equation for the pseudoscalar (axion) field

$$\frac{1}{r^2} \frac{d}{dr} \left(r^2 N \frac{d\phi}{dr} \right) = \left[m_A^2 + \frac{Q_m^2}{\Psi_0^2 r^4} \right] \phi - \frac{Q_m K}{\Psi_0^2 r^4}. \quad (14)$$

Below we analyze the solutions to the equation (14) for models, in which the known metric function $N(r)$ contains the non-vanishing cosmological constant.

III. ON THE FEATURES OF THE EXACT SOLUTION DESCRIBING THE DIRAC MAGNETIC MONOPOLE IN THE SPACETIME WITH COSMOLOGICAL CONSTANT

A. Geometrical aspects and definition of the fold

The magnetic monopole forms the background spacetime with the well-known metric

$$N = 1 - \frac{2M}{r} + \frac{Q_m^2}{r^2} - \frac{1}{3} \Lambda r^2. \quad (15)$$

Since we work with the units with $c=1$ and $G=1$, the asymptotic mass M and the magnetic charge of the monopole Q_m have the formal dimensionality of the length. The metric (15) covers the following exact solutions.

1. When $Q_m=0$ and $M=0$, we obtain the de Sitter metric in the so-called \mathcal{R} -representation.

$$N(r) = 1 - \frac{\Lambda}{3} r^2. \quad (16)$$

It is well-known that using the coordinate transformations

$$t = \tau - \frac{1}{2} \sqrt{\frac{3}{\Lambda}} \ln \left(1 - \frac{\Lambda}{3} R^2 \cdot e^{2\sqrt{\frac{\Lambda}{3}} \tau} \right), \quad (17)$$

$$r = e^{\sqrt{\frac{\Lambda}{3}} \tau} \cdot R,$$

one can obtain the de Sitter metric in the \mathcal{T} form:

$$ds^2 = d\tau^2 - e^{2\sqrt{\frac{\Lambda}{3}} \tau} [dR^2 + R^2 (d\theta^2 + \sin^2 \theta d\varphi^2)]. \quad (18)$$

When the cosmological constant is positive, $\Lambda > 0$, the coordinate transformation (17) is defined for the domain, in which the argument of the logarithm is positive, i.e., when $r < r_H \equiv \sqrt{\frac{3}{\Lambda}}$, in other words, r_H indicates the cosmological horizon. When $\Lambda < 0$, we deal with the anti-de Sitter spacetime, which has no horizons.

2. When $Q_m = 0$, we obtain the Schwarzschild-de Sitter metric

$$N(r) = 1 - \frac{2M}{r} - \frac{\Lambda}{3} r^2. \quad (19)$$

When $\Lambda > 0$, depending on the value of the mass M , the spacetime can have two, one or zero horizons. When $\Lambda < 0$, there is one horizon. When $\Lambda=0$, we deal with the Schwarzschild model, which is characterized by one event horizon at $r=2M$.

3. General case: The Schwarzschild - Reissner - Nordström - de Sitter (or anti- de Sitter) solution.

Searching for the horizons from the equation $N(r) = 0$, we happen to be faced with the algebraic equation of the fourth order, and this spacetime is known to be equipped by three horizons as maximum. But our goal is more detailed: we would like to find the sets of parameters M , Q_m and Λ , for which the profile $N(r)$ contains *folds*. We define the fold as the domain, which is characterized by the following two features:

1. the profile $N(r)$ has the central minimum, the barrier on the left of the minimum, and the maximum on the right;
2. this domain is inside the cosmological horizon, but it is not hidden inside the event horizon, i.e., $N(r) > 0$ in this domain.

We have to stress, that when $\Lambda=0$, the metric function $N(r)$ can have the barrier on the left, the minimum, but there is no maximum on the right-hand side, there is only the monotonic curve, which tends asymptotically to the horizontal line $N=1$. Also, one can imagine the folds of the second kind, for which the barrier is on the right-hand side of the minimum, and the maximum on the left-hand side, respectively. In this paper we consider the first variant of the fold only.

B. Horizons

1. Auxiliary function indicating the number of horizons

The analysis of the causal structure and of the folds appearance is based on the following approach (this approach was successfully applied in [6, 7] for the case with the equation of the sixth order). First, we consider that $\Lambda > 0$, and rewrite the equation $N(r)=0$ in the form

$$M = \frac{1}{2} f(r), \quad f(r) \equiv r + \frac{Q_m^2}{r} - \frac{\Lambda}{3} r^3. \quad (20)$$

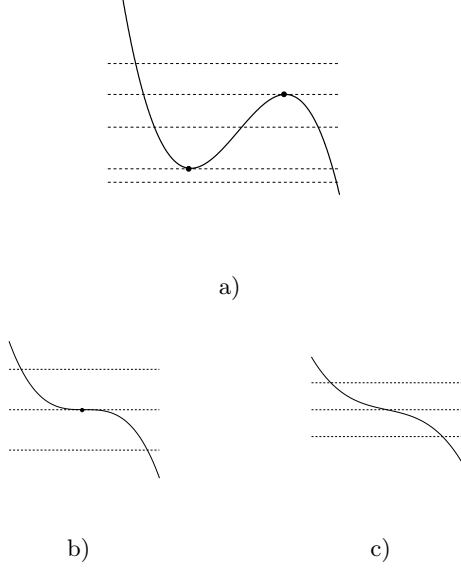


FIG. 1: Typical sketches of the auxiliary function (20), which illustrate the number of horizons depending on the values of the guiding parameter ΛQ_m^2 and of the asymptotic mass M . Panel a) illustrates the case $\Lambda Q_m^2 < \frac{1}{4}$; panel b) relates to the case $\Lambda Q_m^2 = \frac{1}{4}$, and panel c) corresponds to $\Lambda Q_m^2 > \frac{1}{4}$.

The auxiliary function $f(r)$ starts from infinity at $r=0$ and tends to minus infinity at $r \rightarrow \infty$; it can possess two or zero local extrema depending on the value of the dimensionless guiding parameter ΛQ_m^2 .

2. The case $\Lambda Q_m^2 < \frac{1}{4}$

When $\Lambda Q_m^2 < \frac{1}{4}$, the function $f(r)$ has minimum and maximum, respectively, on the spheres, indicated as

$$r_1 = \sqrt{\frac{1}{2\Lambda} \left(1 - \sqrt{1 - 4\Lambda Q_m^2}\right)}, \quad (21)$$

$$r_2 = \sqrt{\frac{1}{2\Lambda} \left(1 + \sqrt{1 - 4\Lambda Q_m^2}\right)}. \quad (22)$$

The sketch of this function is depicted on the panel a) of Fig.1. The number of horizons is predetermined by the number of the intersection points of the horizontal mass line $y=M$ and of the graph of the function $y=\frac{1}{2}f(r)$.

According to the sketch a), the values r_1 and r_2 define two critical values of the mass:

$$M_{1,2} = \frac{1}{2}f(r_{1,2}) = \frac{\left(1 \mp \sqrt{1 - 4\Lambda Q_m^2} + 4\Lambda Q_m^2\right)}{\sqrt{18\Lambda} \left(1 \mp \sqrt{1 - 4\Lambda Q_m^2}\right)}. \quad (23)$$

For different values of the asymptotic mass of the object, M , we obtain the following results.

- When $M < M_1$, the mass line crosses the indicated graph in one point, i.e., there is only one (cosmological) horizon.
- When $M = M_1$, the mass line is the tangent one with respect to the minimum of this graph, thus, there are two horizons: the double event horizon and the simple cosmological one.
- When $M_1 < M < M_2$, there are three intersection points, thus, there are three horizons: the inner and outer event horizons and the cosmological one.
- When $M = M_2$ there are two horizons: the simple event horizon and the double cosmological one.
- When $M > M_2$, there is only one horizon; but in contrast to the case $M < M_1$, it is the specific case, when all the apparent Universe is inside the event horizon.

3. The case $\Lambda Q_m^2 = \frac{1}{4}$

For this case the values r_1 and r_2 coincide, $r_1=r_2=\sqrt{\frac{1}{2\Lambda}}$; the critical masses also coincide, $M_1=M_2 = \frac{1}{3}\sqrt{\frac{2}{\Lambda}}$. Now, according to the panel b) of Fig.1., there are simple cosmological horizons for every $M \neq \frac{1}{3}\sqrt{\frac{2}{\Lambda}}$, and the event horizons are absent. In the case $M=\frac{1}{3}\sqrt{\frac{2}{\Lambda}}$ the graph of the function $f(r)$ has the cubic inflexion point, when the minimum and maximum coincide; now one has triple horizon, i.e., the inner, outer horizons coincide with the cosmological one.

4. The case $\Lambda Q_m^2 > \frac{1}{4}$

For this case the values r_1 and r_2 are complex, thus, the extrema of the auxiliary function $f(r)$ are absent, and according to the panel c) of Fig.1. for every mass M there is only one intersection point corresponding to the cosmological horizon.

Short resume

If we search for the models with the cosmological horizon, but without the event horizons, we can choose one of the following conditions:

1. $\Lambda Q_m^2 < \frac{1}{4}$, $M < M_1$;
2. $\Lambda Q_m^2 = \frac{1}{4}$, $M < \frac{1}{3}\sqrt{\frac{2}{\Lambda}}$;
3. $\Lambda Q_m^2 > \frac{1}{4}$.

We consider below the first case.

C. Folds

The next point of our analysis is the study of the folds. We consider now the derivative of the metric function

$$N'(r) = \frac{2M}{r^2} - \frac{2Q_m^2}{r^3} - \frac{2\Lambda}{3}r, \quad (24)$$

and rewrite the equation $N'(r) = 0$ as follows:

$$M = \tilde{f}(r), \quad \tilde{f}(r) \equiv \frac{Q_m^2}{r} + \frac{\Lambda}{3}r^3. \quad (25)$$

When we consider the extrema of the auxiliary function $\tilde{f}(r)$, we obtain that there exists the minimum at $r=r_* = \left(\frac{Q_m^2}{\Lambda}\right)^{\frac{1}{4}}$, which corresponds to the critical value of the mass

$$M_c = \frac{4}{3}|Q_m|(\Lambda Q_m^2)^{\frac{1}{4}}. \quad (26)$$

When $4\Lambda Q^2 \leq 1$, it is simply to show that $M_1 \geq M_c$. Indeed, the ratio $\frac{M_1}{M_c}$ can be rewritten as follows:

$$\frac{M_1}{M_c} = \mu(z) = \frac{1+z^2 - \sqrt{1-z^2}}{2z^{\frac{3}{2}}\sqrt{1-\sqrt{1-z^2}}}, \quad (27)$$

where $z = \sqrt{4\Lambda Q_m^2}$. This ratio is equal to one, when $z=1$, and tends monotonically to infinity at $z \rightarrow 0$, in other words, the graph of the function $\mu(z)$ locates above the horizontal line $y=1$, when $0 < z < 1$.

Taking into account these features, we can state the following.

- When $M > M_c$, the horizontal mass line $y = M$ crosses the graph of the function $\tilde{f}(r)$ twice; this means that there are two extrema: the minimum and maximum.
- When $M = M_c$, two extrema coincide forming the cubic inflexion point.
- When $M < M_c$, the profile $N(r)$ is monotonic.

We are interested to study the case $M > M_c$, since only this case relates to the presence of the fold, which we search for. At the same time we hope to find the solution without event horizons (only the cosmological horizon can exist). It is possible when $M_1 > M > M_c$. To clarify the possibilities for the folds existence, we rewrite the basic equations using the replacement

$$r = \frac{x|Q_m|}{(\Lambda Q_m^2)^{\frac{1}{4}}}. \quad (28)$$

In terms of the new variable x we obtain

$$N(x) = 1 + \sqrt{\Lambda Q_m^2} \left[\frac{1}{x^2} - \frac{x^2}{3} - \frac{8}{3x} \left(\frac{M}{M_c} \right) \right]. \quad (29)$$

This representation of the Reissner-Nordström-de Sitter metric shows explicitly that there are, in fact, two dimensionless guiding parameters of the model: the parameter $\sqrt{\Lambda Q_m^2}$ and the reduced mass $\frac{M}{M_c}$. In Fig.2. we present three illustrations of the folds in the profile of the metric function $N(x)$, which has no horizons.

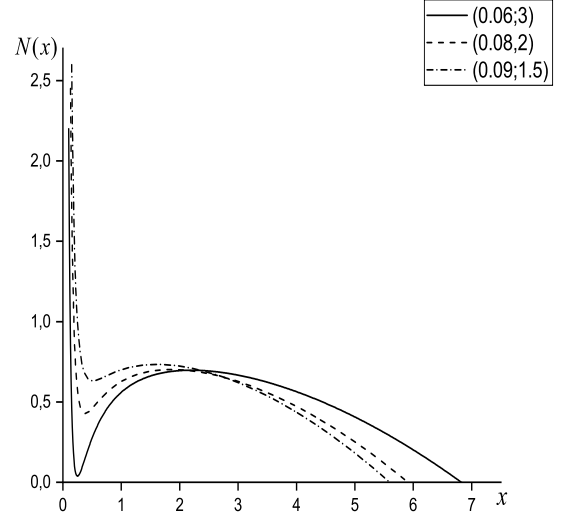


FIG. 2: Illustrations of the folds in the profile of the metric function $N(x)$ (29). There exists the infinite barrier on the left-hand side, the central minimum, and the maximum on the right-hand side. The fold is situated in the domain with positive $N(x)$ and is not harbored by the event horizon. The dimensionless guiding parameters $\sqrt{\Lambda Q_m^2}$ and $\frac{M}{M_c}$ are presented near the graphs in the box.

IV. ANALYSIS OF SOLUTIONS TO THE KEY EQUATION OF THE AXION FIELD

A. The profile of the axion field distribution

In terms of the variable x the key equation for the axion field (14) takes the form

$$\begin{aligned} \phi''(x) + \phi'(x) \frac{[x^2 N(x)]'}{x^2 N(x)} = \\ = \frac{\phi|Q_m|}{\sqrt{\Lambda}\Psi_0^2 x^4 N(x)} (m_A^2 \Psi_0^2 x^4 + \Lambda) - \frac{K\sqrt{\Lambda} \operatorname{sgn} Q_m}{\Psi_0^2 x^4 N(x)}. \end{aligned} \quad (30)$$

Keeping in mind that the function $x^2 N(x)$ is the polynomial of the fourth order, and that it has no zeros in the domain inside the cosmological horizon, $x < x_*$, we can see that this equation has only two singular points, $x=0$ and $x=x_*$, which are situated on the edges of the admissible interval $0 < x < x_*$. The equation (30) belongs to the class of the Fuchs equations [26].

When $\Lambda > 0$, we can not prolong the values of the radial variable to the infinity; we have to stop the analysis on the cosmological horizon $x = x_*$. In other words, when we speak about the far zone, we mean the requirement $x \rightarrow x_*$, and $N(x_*)=0$. One can see, that in this limit the axion field ϕ tends to the value ϕ_∞ given by

$$\phi_\infty = \frac{K\Lambda}{Q_m (m_A^2 \Psi_0^2 x_*^4 + \Lambda)}. \quad (31)$$

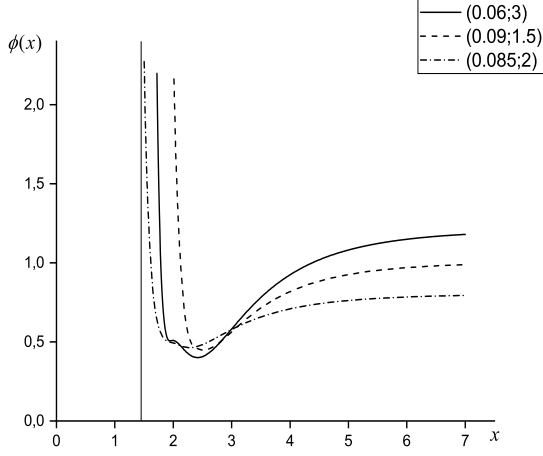


FIG. 3: Three illustrations of the axion field profiles $\phi(x)$, as the solutions to the master equation (30). The guiding parameters of the model: $\sqrt{\Lambda Q_m^2}$, and $\frac{M}{M_c}$ are fixed in the box near the graphs; for the simplicity of illustration we put $\Psi_0=1$ and $m_A^2=0.1$ in the chosen system of units. The vertical line symbolizes the delimiter associated with the boundary of the solid body of the object. The profiles of the axion field distribution inherit the fold-like structure of the profiles of the metric function $N(x)$.

The results for the near zone can be obtained numerically. Numerical simulation includes the variation of the following set of guiding parameters: first, the parameter $\sqrt{\Lambda Q_m^2}$ (it already appeared in the analysis of the function $N(x)$); second, the parameter $m_A^2 Q_m^2$; third, the parameter $\frac{K}{Q_m}$, fourth, the coupling constant Ψ_0 . The analysis has shown that the graphs $\phi(x)$ inherit the fold-like structure of the gravitational potential; for illustration, we presented three graphs in Fig.3.

B. The profile of the energy-density of the axionic dark matter

The scalar of the axion field energy density is standardly defined as $W=U^i U^k T_{ik}^{(\text{axion})}$, where U^i is the global four-velocity vector, coinciding with the normalized time-like Killing vector $\xi^i = \delta_0^i$. Normalization of this Killing four-vector gives $U^i = \frac{\xi^i}{\sqrt{\xi^s \xi_s}} = \frac{1}{\sqrt{N}} \delta_0^i$. The quantity $T_{ik}^{(\text{axion})}$ is the stress-energy tensor of the pseudoscalar axion field. The energy density scalar can be written as

$$W = U^i U^k \Psi_0^2 \left\{ \nabla_i \phi \nabla_k \phi + \frac{1}{2} g_{ik} [m_A^2 \phi^2 - \nabla_n \phi \nabla^n \phi] \right\}. \quad (32)$$

In the static spherically symmetric case we obtain

$$W(r) = \frac{1}{2} \Psi_0^2 [N(r) \phi'^2(r) + m_A^2 \phi^2]. \quad (33)$$

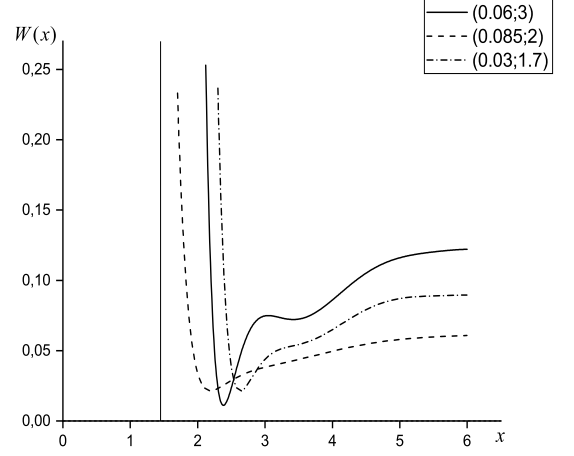


FIG. 4: The illustration of the typical profiles of the energy density scalar of the axion field (33). The basic profile has the typical fold-like structure: the minimum, the barrier on the left of the minimum, the maximum on its right-hand side; in addition, there is a minimum on the periphery of the fold. In the far zone the axion energy density tends to a constant, and the graphs have the horizontal asymptotes.

Using the profiles of the functions $N(x)$ and $\phi(x)$ we can illustrate the typical behavior of the profile of the function $W(x)$ (see Fig.4). These profiles happen to be more sophisticated than the fold-like profile of the function $N(x)$, since the extrema of the functions $N(x)$ and ϕ do not coincide.

C. Profiles of the axionically induced electric field

When the profile of the axion field $\phi(x)$ is found, we can reconstruct the profile of the axionically induced electric field using the formula

$$E(x) = \frac{\sqrt{\Lambda Q_m^2}}{x^2 Q_m} \left[\frac{K}{Q_m} - \phi(x) \right]. \quad (34)$$

The electric field changes the sign on the surfaces $x=x_j$, for which $\phi(x_j)=\frac{K}{Q_m}$. The typical profiles of the electric field are presented on Fig.5; these profiles look like the inverted fold-like structure (the fold-like structure will be recovered, if we change the sign of the magnetic charge Q_m and the parameter K simultaneously). On these profiles one can see two values of x_j , in which the electric field change the sign. Near the cosmological horizon the behavior of this electric field is of the Coulombian type, i.e., $E \propto \frac{1}{x^2}$.

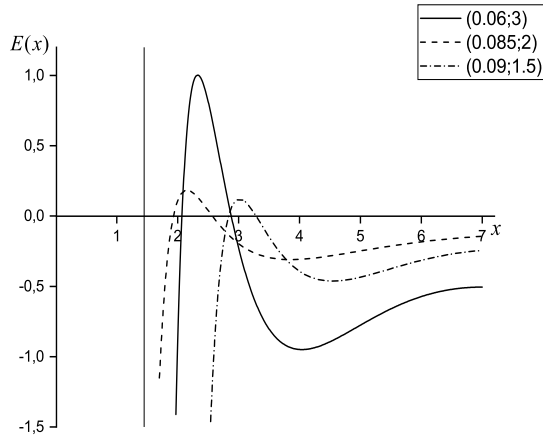


FIG. 5: Illustration of the typical profiles of the axionically induced electric field. The profiles have inverted fold-like structure. The electric field changes sign twice; its profile tends to the Coulombian curve in the far zone near the cosmological horizon.

V. DISCUSSION

We described an example of a new specific substructure, which can appear in the outer zone of the axionic dyon; we indicated it as a *fold*. The fold is presented in the profile of the metric function $N(r)$ as a specific zone, which contains the minimum, the barrier on the left, and the maximum on the right of this minimum. The fold is entirely located in the outer zone, i.e., it can not be harbored by the event horizon. The necessary condition of the fold appearance is the inequality $M_1 > M > M_c$, where M is the asymptotic mass of the dyon, and M_1 , M_c are the critical masses given by the formulas

$$M_1 = \frac{(1 - \sqrt{1 - 4\Lambda Q_m^2} + 4\Lambda Q_m^2)}{\sqrt{18\Lambda (1 - \sqrt{1 - 4\Lambda Q_m^2})}}, \quad (35)$$

$$M_c = \frac{4}{3}|Q_m|(\Lambda Q_m^2)^{\frac{1}{4}}. \quad (36)$$

Both of the critical masses M_1 and M_c contain only two model parameters: the cosmological constant Λ and the magnetic charge Q_m . When $\Lambda = 0$ the fold can not be formed, since the maximum on the right of the central minimum disappears. On the fold bottom the derivative of the gravitational potential vanishes, thus there the massive particle does not feel the gravitational force and can be at rest. The width and depth of the fold are regulated, according to the formula (29), by two dimensionless parameters ΛQ_m^2 and $\frac{M}{M_c}$.

Then we analyzed the solution to the key equation for the axion field (30), and have found that the profile of the axion field reveals the substructure of the same type. To be more precise, the fold-like zones are found in the profile of the function $\phi(x)$, and in the energy density profile $W(x)$ (see Fig.3 and Fig.4, respectively). In other words, the axionic distribution bears the imprint of the fold in the gravitational potential.

Finally, we studied the profile of the electric field, induced by the magnetic field in the axionic environment. Again, the fold-like structure has been found in this profile (see Fig.5). In more detail, we have seen, that the electric field changes the sign twice in this zone; such a behavior is typical for the double electric layers. Similar results are obtained in the paper [21], where the change of the electric field direction was associated with the stratification of plasma in the axionic dyon magnetosphere. We think that development of this idea can be interesting for the fine spectroscopic analysis of data obtained from magnetars.

Acknowledgments

The work was supported by Russian Science Foundation (Project No. 16-12-10401), and, partially, by the Program of Competitive Growth of Kazan Federal University.

-
- [1] S. Weinberg, *Cosmology*, Oxford, University Press, USA, 2008.
 - [2] S. Weinberg, The Cosmological Constant Problem, *Reviews of Modern Physics*, **61**, 1 (1989).
 - [3] S.M. Carroll, W.H. Press and E.L. Turner, The Cosmological Constant, *Ann. Rev. of Astronomy and Astrophysics*, **30**, 499 (1992).
 - [4] P.J.E. Peebles and B. Ratra, The Cosmological Constant and Dark Energy, *Rev. Mod. Phys.* **75**, 559 (2003).
 - [5] A.B. Balakin and A.E. Zayats, Dark energy fingerprints in the nonminimal Wu-Yang wormhole structure, *Phys. Rev. D* **90**, 044049 (2014).
 - [6] A.B. Balakin, J.P.S. Lemos and A.E. Zayats, Regular nonminimal magnetic black holes in spacetimes with a cosmological constant, *Phys. Rev. D* **93**, 024008 (2016).
 - [7] A.B. Balakin, J.P.S. Lemos and A.E. Zayats, Magnetic black holes and monopoles in a nonminimal Einstein-Yang-Mills theory with a cosmological constant: Exact solutions, *Phys. Rev. D* **93**, 084004 (2016).
 - [8] A. Del Popolo, Non-baryonic dark matter in cosmology, *Int. J. Mod. Phys. D* **23**, 1430005 (2014).
 - [9] M. Khlopov, *Fundamentals of Cosmic Particle physics* (CISP-Springer: Cambridge, UK, 2012).
 - [10] M. Deliyergiyev, A. Del Popolo, L. Tolos, M. Le Delliou, X. Lee and F. Burgio, Dark compact objects: An extensive overview, *Phys. Rev. D* **99**, 063015 (2019).
 - [11] R.D. Peccei and H.R. Quinn, CP conservation in the presence of instantons, *Phys. Rev. Lett.* **38**, 1440-1443 (1977).
 - [12] S. Weinberg, A new light boson? *Phys. Rev. Lett.*, **40**,

- 223-226 (1978).
- [13] F. Wilczek, Problem of strong P and T invariance in the presence of instantons, *Phys. Rev. Lett.*, **40**, 279-282 (1978).
 - [14] P. Sikivie, Axion Cosmology, *Lect. Notes Phys.* **741**, 19-50 (2008).
 - [15] R. Battesti, B. Beltran, H. Davoudiasl, M. Kuster, P. Pugnati, R. Rabadan, A. Ringwald, N. Spooner, and K. Zioutas, Axion searches in the past, at present, and in the near future, *Lect. Notes Phys.* **741**, 199-237 (2008).
 - [16] F.D. Steffen, Dark Matter candidates - axions, neutralinos, gravitinos, and axinos, *Eur. Phys. J. C* **59**, 557 (2009).
 - [17] D.J.E. Marsh, Axion Cosmology, *Phys. Rept.* **643**, 1-79, (2016).
 - [18] S.D. Odintsov and V.K. Oikonomou, Unification of Inflation with Dark Energy in $f(R)$ Gravity and Axion Dark Matter, *Phys. Rev. D* **99**, 104070 (2019).
 - [19] A.B. Balakin and D.E. Groshev, Magnetoelectrostatics of axionically active systems: Induced field restructuring in magnetic stars, *Phys. Rev. D* **101**, 023009 (2020).
 - [20] A.B. Balakin and D.E. Groshev, New application of the Killing vector field formalism: Modified periodic potential and two-level profiles of the axionic dark matter distribution, arXiv:1912.12670 (accepted for EPJC).
 - [21] A.B. Balakin and D.E. Groshev, Polarization and stratification of axionically active plasma in a dyon magnetosphere, *Phys. Rev. D* **99**, 023006 (2019).
 - [22] W.-T. Ni, Equivalence principles and electromagnetism, *Phys. Rev. Lett.* **38**, 301-304 (1977).
 - [23] P. Sikivie, Experimental Tests of the "Invisible" Axion, *Phys. Rev. Lett.* **51**, 1415-1417 (1983).
 - [24] F. Wilczek, Two applications of axion electrodynamics, *Phys. Rev. Lett.*, **58** pp. 1799-1802 (1987).
 - [25] K. Lee, V. Nair, and E. Weinberg, Black holes in magnetic monopoles, *Phys. Rev. D* **45**, 2751 (1992).
 - [26] E.L. Ince, *Ordinary differential equations*, Dover Publications, New York, [Chapter 20.2] (1920).