
Feature-map-level Online Adversarial Knowledge Distillation

Inseop Chung¹ SeongUk Park¹ Jangho Kim¹ Nojun Kwak¹

Abstract

Feature maps contain rich information about image intensity and spatial correlation. However, previous online knowledge distillation methods only utilize the class probabilities. Thus in this paper, we propose an online knowledge distillation method that transfers not only the knowledge of the class probabilities but also that of the feature map using the adversarial training framework. We train multiple networks simultaneously by employing discriminators to distinguish the feature map distributions of different networks. Each network has its corresponding discriminator which discriminates the feature map from its own as fake while classifying that of the other network as real. By training a network to fool the corresponding discriminator, it can learn the other network's feature map distribution. We show that our method performs better than the conventional direct alignment method such as L_1 and is more suitable for online distillation. Also, we propose a novel cyclic learning scheme for training more than two networks together. We have applied our method to various network architectures on the classification task and discovered a significant improvement of performance especially in the case of training a pair of a small network and a large one.

1. Introduction

With the advent of Alexnet (Krizhevsky et al., 2012), deep convolution neural networks have achieved remarkable success in a variety of tasks. However, high-performance of deep neural network is often gained by increasing the depth or the width of a network. Deep and wide networks cost a large number of computation as well as memory storage which is not suitable for a resource-limited environment

¹Graduate School of Convergence Science and Technology, Seoul National University, Seoul, South Korea. Correspondence to: Inseop Chung <jis3613@snu.ac.kr>, Nojun Kwak <nojunk@snu.ac.kr>.

such as mobile or embedded systems. To overcome this issue, many researches have been conducted to develop smaller but more accurate neural networks. Some of the well-known methods in this line of research are *parameter quantization or binarization* (Rastegari et al., 2016), *pruning* (Li et al., 2016) and *knowledge distillation* (KD) (Hinton et al., 2015).

KD has been an active area of research as a solution to improve the performance of a light-weight network by transferring the knowledge of a large pre-trained network (or an ensemble of small networks) as a teacher network. KD sets the teacher network's class probabilities as a target which a small student network tries to mimic. By aligning the student's predictions to those of the teacher, the student can improve its performance. Recently, some studies have shown that rather than using a pre-trained teacher, simultaneously training networks to learn from each other in a peer-teaching manner is also possible. This approach is called online distillation. *Deep mutual learning* (DML) (Zhang et al., 2018) and *on-the-fly native ensemble* (ONE) (Lan et al., 2018) are the representative online distillation methods that show appealing results in the image classification tasks. Conventional distillation method requires pre-training a powerful teacher network and performs an one-way transfer to a relatively small and untrained student network. On the other hand, in online mutual distillation, there is no specific teacher-student role. All the networks learn simultaneously by teaching each other from the start of training. It trains with the conventional cross-entropy loss from the ground truth label along with the mimicry loss to learn from its peers. Networks trained in such an online distillation way achieve results superior not only to the networks trained with the cross-entropy loss alone but also to those trained in a conventional offline distillation manner from a pre-trained teacher network.

However, aforementioned online distillation methods make use of only the logit information. While the logit contains the probabilistic information over classes, the feature map, the output of convolution layer, has more meaningful and abundant feature information on image intensity and spatial correlation. In offline distillation which utilizes a pre-trained model as a teacher network, many methods such as *FitNet* (Romero et al., 2014), *attention transfer* (AT) (Zagoruyko & Komodakis, 2016a) and *factor*

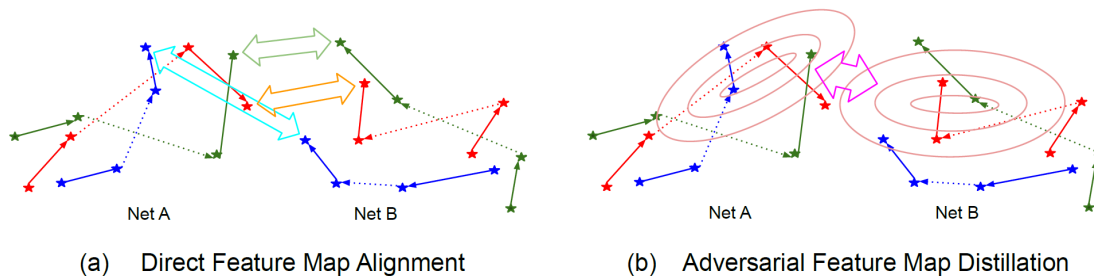


Figure 1. **The concept of online Adversarial Feature map Distillation (AFD)** Each point represents a feature map for the corresponding input denoted by different colors. The thin line arrow indicates the evolvement of feature map data points as iteration goes on and the broader arrow indicates the way each method compares the feature maps from different networks. (a) In direct feature map alignment, networks are trained such that the distance between each pair of points with the same color is minimized. (b) In AFD, the discriminators contain information on feature map distributions and thus the networks are trained such that the distributions match. (best viewed in color)

transfer (FT) (Kim et al., 2018) make use of this intermediate feature representation as a target to learn for the student network. On the other hand, in online distillation, to the best of our knowledge, no feature map-based knowledge distillation method has been proposed.

This is due to some challenges. Unlike the offline methods that have a clear target to mimic, there is no static target to follow in an online method. At every training iteration, the feature maps of the co-trained network change, thus in online feature map-level distillation, the problem turns into mimicking the moving target properly. While each node of the logit is confined to represent its assigned class probability which does not change drastically over iterations, at the feature map-level, much more flexibility comes into play, which makes the problem more challenging. Therefore, the direct aligning method such as using L_1 or L_2 distance is not suitable for online mutual feature map distillation because it updates the network parameters to generate a feature map trying to mimic the current output feature map of the other network. In other words, the direct alignment method only tries to minimize the distance between the two feature map points (one for each network), hence it ignores the distributional difference between the two feature maps (Fig. 1(a)).

To alleviate this problem, in this paper, we propose a novel online distillation method that transfers the knowledge of feature maps adversarially as well as a cyclic learning framework for training more than two networks simultaneously. Unlike the direct aligning method, our adversarial distillation method enables a network to learn the overall feature map distribution of the co-trained network (Fig. 1(b)). Since the discriminator is trained to distinguish the difference between the networks’ feature map distributions (containing the history of feature maps for different input images) at every training iteration, by fooling the discriminator, the network learns the co-trained network’s changing feature map distribution. Exchanging the knowledge of feature map distribution facilitates the networks to converge to a better feature map manifold that generalizes better and yields more

accurate results. Moreover, since it does not care about from which image a specific feature map originated, it is fitted to a secure federated learning environment (Li et al., 2019).

The contributions of this paper can be summarized as follows: 1) we propose an online knowledge distillation method that utilizes not only the logit but also the feature map from the convolution layer. 2) Our method transfers the knowledge of feature maps not by directly aligning them using the distance loss but by learning their distributions using the adversarial training via discriminators. 3) We propose a novel cyclic learning scheme for training more than two networks simultaneously.

2. Related work

The idea of *model compression* by transferring the knowledge of a high performing model to a smaller model was originally proposed by Buciluă et al. (2006). Then in recent years, this research area got invigorated due to the work of *knowledge distillation* (KD) by Hinton et al. (2015). The main contribution of KD is to use the softened logit of pre-trained teacher network that has higher entropy as an extra supervision to train a student network. KD trains a compact student network to learn not only by the conventional cross-entropy (CE) loss subjected to the labeled data but also by the final outputs of the teacher network. While KD only utilizes the logit, method such as FitNet (Romero et al., 2014), AT (Zagoruyko & Komodakis, 2016a), FT (Kim et al., 2018), KTAN (Liu et al., 2018) and MEAL (?) use the intermediate feature representation to transfer the knowledge of a teacher network.

Online Knowledge Distillation: Conventional offline methods require training a teacher model in advance while online methods do not require any pre-trained model. Instead, the networks teach each other mutually by sharing their knowledge throughout the training process. Some examples of recent online methods are DML (Zhang et al., 2018) and ONE (Lan et al., 2018) which demonstrate

promising results. DML simply applies KD losses mutually, treating each other as teachers, and it achieves results that is even better than the offline KD method. The drawback of DML is that it lacks an appropriate teacher role, hence provides only limited information to each network. ONE pointed out this defect of DML. Rather than mutually distilling between the networks, ONE generates a gated ensemble logit of the training networks and uses it as a target to align for each network. ONE tries to create a powerful teacher logit that can provide more generalized information. The flaw of ONE is that it can not train different network architectures at the same time due to its architecture of sharing the low-level layers for the gating module. The common limitation of existing online methods is that they are dependent only on the logit and do not make any use of the feature map information. Considering that KD loss term is only applicable to the classification task, transferring knowledge at feature map-level can enlarge the applicability to other tasks. Therefore, our method proposes a distillation method that utilizes not only the logit but also the feature map via adversarial training, moreover, our method can be applied in case where the co-trained networks have different architectures.

Generative Adversarial Network (GAN): GAN (Goodfellow et al., 2014) is a generative model framework that is proposed with an adversarial training scheme, using a generator network G and a discriminator network D . G learns to generate the real data distribution while D is trained to distinguish the real samples of the dataset from the fake results generated by G . The goal of G is to trick D to make a mistake of determining the fake results as the real samples. Though it was initially proposed for generative models, its adversarial training scheme is not limited to data generation. Adversarial training has been adapted to various tasks such as image translation (Isola et al., 2017; Zhu et al., 2017), captioning (Dai et al., 2017), semi-supervised learning (Miyato et al., 2016; Springenberg, 2015), reinforcement learning (Pfau & Vinyals, 2016), and many others. In this paper, we utilize GAN’s adversarial training strategy to transfer the knowledge at feature map-level in an online manner. The networks learn the other networks’ feature map distributions by trying to deceive the discriminators while the discriminators are trained to distinguish the different distributions of each network.

3. Proposed Method

In this section, we describe the overall process of our proposed *Online Adversarial Feature map Distillation (AFD)*. Our method consists of two major losses: 1) logit-based loss and 2) feature map-based loss. Logit-based loss is defined by two different loss terms which are conventional cross-entropy (CE) loss and the mutual distillation loss using the

Kullback-Leibler divergence (KLD). Our newly proposed feature map-based loss is to distill the feature map indirectly via discriminators. We use the feature map from the last convolution layer since deeper convolution layer generates more meaningful features with a high-level abstraction (Kim et al., 2018). The adversarial training scheme of *generative adversarial networks* (GAN) (Goodfellow et al., 2014) is utilized to transfer the knowledge at feature map-level.

As can be seen in Figure 2, when training two different networks, Θ_1 and Θ_2 , in an online manner, we employ two discriminators, D_1 and D_2 . We train D_1 such that the feature map of Θ_2 is regarded as a real and that of Θ_1 is classified as a fake and do vice versa for discriminator D_2 . Then, each network Θ_1 and Θ_2 are trained to fool its corresponding discriminator so that it can generate a feature map that mimics the other network’s feature map. Throughout this adversarial training, each network learns the feature map distribution of the other network. By exploiting both logit-based distillation loss and feature map-based adversarial loss together, we could observe a significant improvement of performance in various pairs of network architectures especially when training small and large networks together. Also we introduce a cyclic learning scheme for training more than two networks simultaneously. It reduces the number of required discriminators from $2 \times_K C_2$ (when employing discriminators bidirectionally between every network pairs.) to K where K is the number of networks participating. This cyclic learning framework not only requires less computation than the bidirectional way but also achieves better results compared to other online training schemes for multiple networks. First, we explain the conventional mutual knowledge distillation method conducted among the networks at the logit-level. Then we introduce our novel online feature map distillation method using the adversarial training scheme in addition to the cyclic learning framework for training more than two networks at the same time.

3.1. Logit-based Mutual Knowledge Distillation

We use two loss terms for logit-based learning, one is the conventional cross-entropy (CE) loss and the other is mutual distillation loss between networks based on Kullback Leibler(KL) divergence. We formulate our proposed method assuming training two networks. Training scheme for more than two networks will be explained in Sec 3.3. Below is the overall logit-based loss for two networks:

$$\begin{aligned} \mathcal{L}_{logit}^1 &= \mathcal{L}_{ce}(y, \sigma(z_1)) + T^2 \times \mathcal{L}_{kl}(\sigma(z_2/T), \sigma(z_1/T)) \\ \mathcal{L}_{logit}^2 &= \mathcal{L}_{ce}(y, \sigma(z_2)) + T^2 \times \mathcal{L}_{kl}(\sigma(z_1/T), \sigma(z_2/T)) \end{aligned}$$

Here, $\sigma(\cdot)$ refers to softmax function and $z \in \mathbb{R}^C$ is the logit produced from a network for C -class classification problem. The temperature term T is used to control the level of smoothness in probabilities. As the temperature term T goes up, it creates a more softened probability distribution.

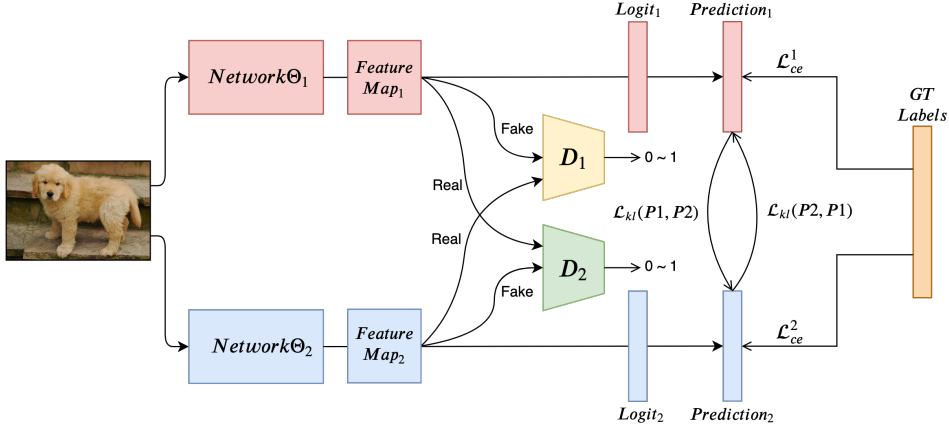


Figure 2. Overall schematic of online adversarial feature map distillation (AFD). At feature map-level, each network is trained to deceive the corresponding discriminator so that it can mimic the other network’s feature map distribution. While at logit-level, KL loss to learn the peer network’s logit is applied as well as the conventional CE loss.

We use $T = 3$ for every experiment. \mathcal{L}_{ce} is the CE loss between the ground truth label y and the softmax output $\sigma(z)$ that is commonly used in image classification. \mathcal{L}_{kl} is the KL loss between the softened logit of each network. We multiply the KL loss term with T^2 because the gradients produced by the soft targets are scaled by $1/T^2$. While the CE loss is between the correct labels and the outputs of the model, the KL loss is the KL distance between the outputs of two training networks. The KL loss provides an extra information from the peer network so that the network can improve its generalization performance. Detailed formulation of \mathcal{L}_{ce} and \mathcal{L}_{kl} are described in supplementary section H. The difference with DML is that while DML updates asynchronously which means that it updates one network first and then the other network, our AFD updates the networks synchronously, not alternately. The CE loss trains the networks to predict the correct truth label while the mutual distillation loss tries to match the outputs of the peer-networks, enabling the networks to share the knowledge at logit-level.

3.2. Adversarial Training for Feature-map-based KD

Our AFD uses adversarial training to transfer knowledge at feature map-level. We formulate our adversarial feature map distillation for two networks which will be extended for more networks later. We divide a network into two parts, one is the feature extractor part that generates a feature map and the other is the classifier part which is the FC layer that transforms the feature map into a logit. Each network also has a corresponding discriminator which distinguishes different feature map distributions. The architecture of the discriminator is simply a series of Conv-Batch_Normalization-Leaky_ReLU-Conv-Sigmoid. It takes a feature map of the last layer and it reduces the spatial size and the number of channel of the feature map as it goes through the convolution operation so that it can produce a single scalar value at

the end. Then we apply the sigmoid function of the value to normalize it between 0 and 1.

We utilize the feature extractor part to enable feature map-level distillation. For the convenience of mathematical notation, we name the feature extractor part as G_k and its discriminator as D_k , k indicates the network number. As depicted in Figure 2, each network has to fool its discriminator to mimic the peer network’s feature map and the discriminator has to discriminate from which network the feature map is originated. Following LSGAN (Mao et al., 2017), our overall adversarial loss for discriminator and the feature extractor can be written as below:

$$\begin{aligned}\mathcal{L}_{D_1} &= [1 - D_1(G_2(x))]^2 + [D_1(G_1(x))]^2 \\ \mathcal{L}_{G_1} &= [1 - D_1(G_1(x))]^2\end{aligned}$$

The feature extractors G_1 and G_2 take input x and generate feature maps. The discriminator D_1 takes a feature map and yields a scalar between 0 (fake) and 1 (real). It is trained to output 1 if the feature map came from the co-trained network (in this case, G_2) or 0 if the feature map is produced from the network it belongs to (G_1 in this case). The goal of D_1 is to minimize the discriminator loss term \mathcal{L}_{D_1} by correctly distinguishing the two different feature map distributions while G_1 ’s goal is to minimize the loss term \mathcal{L}_{G_1} by fooling D_1 to make mistake of determining G_1 ’s feature map as real and yield 1. Each training network’s object is to minimize \mathcal{L}_{G_k} to mimic the peer network’s feature map distribution. This adversarial scheme works exactly the same by changing the role of two networks. In case where the two networks’ feature map outputs have different channel sizes, for example a pair like (WRN-16-2, WRN-16-4) (Zagoruyko & Komodakis, 2016b), we use a transfer layer that is composed of a convolution layer, a batch normalization and a ReLU which converts the number of channels to

that of peer network. The above loss terms change as

$$\begin{aligned}\mathcal{L}_{D_1} &= [1 - D_1(T_2(G_2(x)))]^2 + [D_1(T_1(G_1(x)))]^2 \\ \mathcal{L}_{G_1} &= [1 - D_1(T_1(G_1(x)))]^2\end{aligned}$$

when using the transfer layer T_k .

Optimization: Combining both logit-based loss and the adversarial feature map-based loss, the overall loss for each network Θ_1 and Θ_2 are as follows:

$$\mathcal{L}_{\Theta_1} = \mathcal{L}_{logit}^1 + \mathcal{L}_{G_1}, \quad \mathcal{L}_{\Theta_2} = \mathcal{L}_{logit}^2 + \mathcal{L}_{G_2}$$

However, the logit-based loss term \mathcal{L}_{logit}^k and the feature map-based loss term \mathcal{L}_{G_k} are not optimized by the same optimizer. In fact, they are optimized successively in a same mini-batch. At every mini-batch iteration, we infer an image into a model and it computes a logit and a feature map. Then we calculate the two loss terms (logit-based and feature-map-based) and optimize the networks based on the two losses separately, meaning that we update the parameters by the logit-based loss once and then update again by the feature map-based loss. The reason we optimize separately for each loss term is because they use different learning rates. The adversarial loss requires much slower learning rate thus if we use the same optimizer with the same learning rate, the networks would not be optimized. Note that we do not infer for each loss term, inference is conducted only once, only the optimization is conducted twice, one for each loss term.

3.3. Cyclic Learning Framework

In case when we want to train more than two networks simultaneously, our method proposes a novel cyclic peer-learning scheme. Our cyclic peer-learning scheme transfers each network’s knowledge to its next peer network in an one-way cyclic manner. If we train K number of networks together, each network distills its knowledge to its next network except the last network transfers its knowledge to the first network, creating a cyclic knowledge transfer flow as $1 \rightarrow 2, 2 \rightarrow 3, \dots, (K-1) \rightarrow K, K \rightarrow 1$. Refer to supplementary section I for detailed explanation and figure. The main contribution of using this cyclic learning framework is to avoid employing too many discriminators. If we apply our adversarial loss for every pair of networks, it would demand two times the amount of every possible pair of K networks which would cost enormous computation. In Sec 4.5, we empirically show that our cyclic training scheme is better than other online methods for training multiple networks.

4. Experiment

In this section, to show the adequacy of our method, we first present comparison experiment with distance method and ablation study to analyze our method. Then we compare our

approach with existing online knowledge distillation methods under different settings. We demonstrate the comparison experiment results of using the same network architectures in Sec 4.3 and then apply our method on networks with different architectures in Sec 4.4. In Sec 4.5, we also show the results of training more than two networks to demonstrate that our method generalizes well even when the number of networks increases.

In most of experiments, we use the CIFAR-100 (Krizhevsky et al.) dataset. It consists of 50K training images and 10K test images over 100 classes, accordingly it has 600 images per each class. All the reported results on CIFAR-100 are average of 5 experiments. Since our method uses two loss terms, logit-based loss and feature map-based loss, we use different learning details for each loss term. For overall learning schedule, we follow the learning schedule of ONE (Lan et al., 2018) which is 300 epochs of training to conduct fair comparison. In terms of logit-based loss, the learning rate starts at 0.1 and is multiplied by 0.1 at 150, 225 epoch. We optimize the logit-based loss using SGD with mini-batch size of 128, momentum 0.9 and weight decay of $1e-4$. This learning details for logit-based loss is equally applied to other compared online distillation methods. For feature map-based loss, the learning rate starts at $2e-5$ for both discriminators and feature extractors and is decayed by 0.1 at 75, 150 epoch. The feature map-based loss is optimized by ADAM (Kingma & Ba, 2014) with the same mini-batch size of 128 and weight decay of $1e-1$. In tables, ‘2 Net Avg’ and ‘Ens’ represents the average accuracy of the two networks and the ensemble accuracy respectively. The average ensemble is used for AFD, DML and KD while ONE uses gated ensemble of the networks according to its methodology.

4.1. Comparison with direct feature map alignment

Since our goal is to distill feature map information that suits for online distillation, we briefly compare our method with conventional direct alignment method in Table 1. We train two networks together using the same and different types of network architecture. For L_1 , each network is trained not only to follow the ground-truth label by CE loss, but also to mimic the other network’s feature map using the L_1 distance loss. For $L_1 + KD$, KD (Hinton et al., 2015) loss is applied at the logit level along with the L_1 loss between the feature maps. We also compare our results with offline method, $L_1 + KD$ (offline), it employs a pre-trained network as a teacher network and distills its knowledge to an untrained student network by L_1 loss at the feature map-level and KD loss at the logit level. We employ ResNet-32 (He et al., 2016), WRN-16-2 (Zagoruyko & Komodakis, 2016b) and WRN-28-2 that shows 69.79%, 71.52%, and 73.62% accuracy as the teacher networks.

The results clearly show that learning the distributions of

Table 1. Top-1 accuracy(%) comparison with direct alignment methods using CIFAR-100 dataset.

Model Type	Vanilla		L_1			$L_1 + KD$			$L_1 + KD$ (offline)			AFD (Ours)		
	Net		2 Net Avg	Ens		2 Net Avg	Ens		Student	Teacher	Ens	2 Net Avg	Ens	
ResNet-32	69.38		66.82	70.69		70.16	72.44		71.91	69.79	72.07	74.03		75.64
WRN-16-2	71.07		69.88	72.57		68.95	69.09		73.11	71.52	74.75	75.33		76.34
Different Arch.	Net1	Net2	Net1	Net2	Ens	Net1	Net2	Ens	Student	Teacher	Ens	Net1	Net2	Ens
WRN-(16-2,28-2)	71.07	73.50	69.84	73.41	74.63	72.35	74.82	75.10	73.94	73.62	76.56	75.88	77.08	77.82

Table 2. Ablation study of AFD. Top-1 accuracy(%) on CIFAR-100 dataset.

Model Type	w/o KD (Adv only)			w/o Adv (KD only)			Full model (AFD)		
	2 Net Avg	Ens		2 Net Avg	Ens		2 Net Avg	Ens	
ResNet-32	70.09	74.77		73.38	75.21		74.03	75.64	
WRN-16-2	71.94	75.92		74.81	76.20		75.33	76.34	
Different Arch.	Net1	Net2	Ens	Net1	Net2	Ens	Net1	Net2	Ens
WRN-(16-2,28-2)	72.05	73.80	76.82	74.99	76.64	77.28	75.88	77.08	77.82

feature maps by adversarial loss performs better than direct alignment method in both online and offline distillation. We could observe that using L_1 distance loss actually disturbs the networks to learn good features in online environment. The accuracy of ResNet-32 has dropped more than 2% compared to its vanilla version accuracy (69.38%) and the accuracy of WRN-16-2 is also lower than its vanilla network (71.07%). Even when combined with KD loss ($L_1 + KD$), direct alignment method shows poor performance compared to ours in both online and offline manner. Though distance loss is used in many conventional offline methods, it disturbs proper learning in online environment. Also in case of different architecture types, we observe a severe degradation of performance when using the direct alignment method. It indicates that when it comes to online feature map distillation, transferring feature map information with direct alignment method such as L_1 distance extremely worsen the performance while our method advances it.

4.2. Ablation study

Table 2 shows the ablation study of our proposed method. We conduct experiments using the same and different network architectures. The experiments are conducted under three different training settings for each model case. The three settings are full model, without mutual knowledge distillation at logit-level and without adversarial feature map distillation. When trained without the adversarial feature map distillation, the accuracy decreases in all three model cases. The accuracy of both ResNet-32 and WRN-16-2 dropped by 0.65% and 0.52% respectively, and those of (WRN-16-2, WRN-28-2) pair declined by 0.89% and 0.44% compared to the full model. Ensemble results are also lower than those of the full models. When only the adversarial feature map distillation is applied, the accuracy has increased by 0.71% and 0.87% compared to the vanilla versions of ResNet-32 and WRN-16-2 respectively. Especially

in case of different sub-network architecture, the accuracy of WRN-16-2 has increased by almost 1%. Based on these experiments, we could confirm that adversarial feature map distillation has some efficacy of improving the performance in online environment.

4.3. same architecture

We compare our method with DML and ONE for training two networks with the same architecture. The vanilla network refers to the original network trained without any distillation method. As shown in Table 3, in both ResNet and WRN series, DML, ONE and AFD all improves the networks’ accuracy compared to the vanilla networks. However, AFD shows the highest improvement of performance in both 2 Net average and ensemble accuracy among the compared distillation methods. Especially in case of ResNet-20, ResNet-32 and WRN-16-2, our method significantly improves the accuracy by more than 4% compared to the vanilla version while other distillation methods improve around 3% on average except the ResNet-32 of DML.

4.4. different architecture

In this section, we compare our method with DML and KD using different network architectures. We set Net2 as the higher capacity network. For KD, we use the ensemble of the two networks as a teacher to mimic at every iteration. The difference with original KD (Hinton et al., 2015) is that it is an online learning method, not offline. We did not include ONE because ONE can not be applied in case where the two networks have different model types due to its architecture of sharing the low-level layers. In table 4, we could observe that our method shows better performance improvement than other methods in both Net1 and Net2 except for a couple of cases. The interesting result is that when AFD is applied, the performance of Net1 (smaller network) is improved significantly compared to other online distillation methods. This is because AFD can transfer the higher capacity network’s meaningful knowledge (feature map distribution) to the lower capacity one better than other online methods. When compared with KD and DML, AFD’s Net1 accuracy is higher by 1.66% and 1.15% and the ensemble accuracy is better by 0.61% and 0.67% on average respectively. In case of (WRN-16-2, WRN-28-4) pair, the Net1’s parameter size (0.70M) is more than 8 times smaller than

Table 3. Top-1 accuracy(%) comparison with other online distillation methods for training two same architecture networks as a pair on the CIFAR-100 dataset. The numbers in parentheses refer to the amount of increase in accuracy compared to the vanilla network.

Model Type	Vanilla		DML		ONE		AFD (Ours)	
	Net	2 Net Avg	Ens	2 Net Avg	Ens	2 Net Avg	Ens	
ResNet-20	67.48	70.90(+3.42%)	72.08	70.56(+3.08%)	72.26	71.72(+4.24%)	72.98	
ResNet-32	69.38	73.40(+4.02%)	74.89	72.61(+3.23%)	74.07	74.03(+4.65%)	75.64	
ResNet-56	73.84	75.48(+1.64%)	76.73	76.45(+2.61%)	77.16	77.25(+3.41%)	78.35	
WRN-16-2	71.07	74.68(+3.61%)	75.81	73.85(+2.78%)	74.84	75.33(+4.26%)	76.34	
WRN-16-4	75.38	78.17(+2.79%)	79.06	77.32(+1.94%)	77.79	78.55(+3.17%)	79.28	
WRN-28-2	73.50	77.02(+3.52%)	78.64	76.67(+3.17%)	77.40	77.22(+3.72%)	78.72	
WRN-28-4	76.60	79.16(+2.56%)	80.56	79.25(+2.65%)	79.73	79.46(+2.86%)	80.65	

Table 4. Top-1 accuracy(%) comparison with other online distillation methods for training two different architectures as a pair on CIFAR-100 dataset.

Model Types		KD			DML			AFD (Ours)		
Net1	Net2	Net1	Net2	Ens	Net1	Net2	Ens	Net1	Net2	Ens
ResNet-32	ResNet-56	72.92	76.27	76.71	73.48	76.35	76.74	74.13	76.69	77.11
ResNet-32	WRN-16-4	72.67	77.26	76.94	73.48	77.43	77.01	74.43	77.82	77.67
ResNet-56	WRN-28-4	75.48	78.91	79.23	76.03	79.32	79.38	77.95	79.21	80.01
ResNet-20	WRN-28-10	70.08	78.17	76.12	71.03	77.70	75.78	72.62	77.83	76.70
WRN-16-2	WRN-16-4	74.87	77.42	77.30	74.87	77.17	76.96	75.81	78.00	77.84
WRN-16-2	WRN-28-2	74.86	76.45	77.29	75.11	76.91	77.24	75.88	77.08	77.82
WRN-16-2	WRN-28-4	74.51	78.18	77.60	74.95	78.23	77.67	76.23	78.26	78.28
Average		73.63	77.52	77.31	74.14	77.59	77.25	75.29	77.84	77.92

Table 5. Top-1 accuracy(%) comparison with other online distillation methods using 3 networks on CIFAR-100 dataset. '3 Net Avg' represents the average accuracy of the 3 networks.

Model Type	Vanilla		DML		ONE		AFD (Ours)	
	Net	3 Net Avg	Ens	3 Net Avg	Ens	3 Net Avg	Ens	
ResNet-32	69.38	73.43	76.11	73.25	74.94	74.14	76.64	
ResNet-56	73.84	76.11	77.83	76.49	77.38	77.37	79.18	
WRN-16-2	71.07	75.15	76.93	73.87	75.26	75.65	77.54	
WRN-28-2	73.50	77.12	79.41	76.66	77.53	77.20	79.78	

Table 6. Top-1 accuracy(%) comparison with DML on ImageNet dataset.

Model Types		Vanilla		DML			AFD (Ours)		
Net1	Net2	Net1	Net2	Net1	Net2	Ens	Net1	Net2	Ens
ResNet-18	ResNet-34	69.76	73.27	70.19	73.57	73.33	70.39	74.00	74.47

Net2 (5.87M). Despite the large size difference, our method improves both networks' accuracy, particularly our Net1 performance is better than KD and DML by 1.72% and 1.28% respectively. The performance of KD and DML seems to decline as the difference between the two model sizes gets larger. Throughout this experiment, we have shown that our method also works properly for different architectures of networks even when two networks have large difference in their model sizes. Using our method, smaller network considerably benefits from the larger network.

4.5. Expansion to 3 Networks

To show our method's expandability for training more than two networks, we conduct experiment of training 3 networks

in this section. As proposed in Sec 3.3, our method uses a cyclic learning framework rather than employing adversarial loss between every network pairs in order to reduce the amount of computation and memory. DML calculates the mutual knowledge distillation loss between every network pairs and uses the average of the losses. ONE generates a gated ensemble of the sub-networks and transfers the knowledge of the ensemble logit to each network. As it can be seen in Table 5, AFD outperforms the compared online distillation methods on both 3 Net average and ensemble accuracy in every model types. Comparing the results of Table 5 to that of Table 3, AFD's overall tendency of performance gain is maintained.

4.6. ImageNet Experiment

We evaluate our method on ImageNet dataset to show that our method can also be applicable to a large scale image dataset. We use ImageNet LSVRC 2015 (Russakovsky et al., 2015) which has 1.2M training images and 50K validation images over 1,000 classes. We compare our method with DML using two pre-trained networks ResNet-18 and ResNet-34 as a pair. The results are after 30 epochs of training. As shown in Table 6, networks trained using our method shows higher performance than the networks trained with DML. This indicates that our method is applicable in large-scale dataset.

Table 7. Comparison of L_1/L_2 distance and cosine similarity of two trained networks’ feature maps between three different distillation methods.

Model Type	Method	L_1	L_2	Cosine
ResNet-32	L_1 +KD	0.0841	0.1943	0.9959
	DML	1.2662	6.0103	0.2421
	AFD (Ours)	1.4113	6.9310	0.2550
WRN-16-2	L_1 +KD	0.0291	0.0383	0.9959
	DML	0.9893	3.5271	0.2280
	AFD (Ours)	1.0013	3.6386	0.2143
WRN-(16-2-28-2)	L_1 +KD	0.0662	0.2921	0.9822
	DML	0.7999	2.4893	0.2003
	AFD (Ours)	0.8644	2.8908	0.1972

5. Analysis

In this section, we analyze how each distillation method affects the formation of feature maps. We first show the similarity of feature maps from two networks trained with different distillation methods by measuring the L_1/L_2 distance and the cosine similarity. Then we visualize the feature maps to see which part of the feature map is activated differently for each method. We expect that even though our method shows higher performance, since our method does not directly align the feature maps but rather distill the distribution by adversarial loss, the feature maps of different networks would contain different features and information.

5.1. Quantitative analysis on feature map similarity

In this experiment, we examine the similarity between the feature maps of networks trained with three different online distillation methods using L_1/L_2 distance and cosine similarity. The three methods are L_1 +KD from Section 4.1, DML (Zhang et al., 2018) and our AFD. We use pre-trained networks from previous experiments in Table 1,3 and 4. As expected, the L_1 +KD method shows the shortest L_1/L_2 distance and the highest cosine similarity in all three different types of model, meaning that two networks have become identical networks that yield the same feature map. To successfully transfer knowledge between networks, it is important that the network learns different features from the other network. It is shown that using a direct alignment loss such as L_1 at feature map-level in online environments makes the network identical, not being able to transfer any new knowledge which severely impairs the performance. What is more interesting is the results of DML and AFD. Even though our method transfers knowledge at both logit and feature map-level while DML transfers knowledge only at logit-level, our feature map distance (similarity) is larger (lower) than DML except for ResNet-32. It is obvious that DML has low similarity because it transfers knowledge only at logit but it is noteworthy that our feature-map-based KD method has lower feature map similarity. It means that our

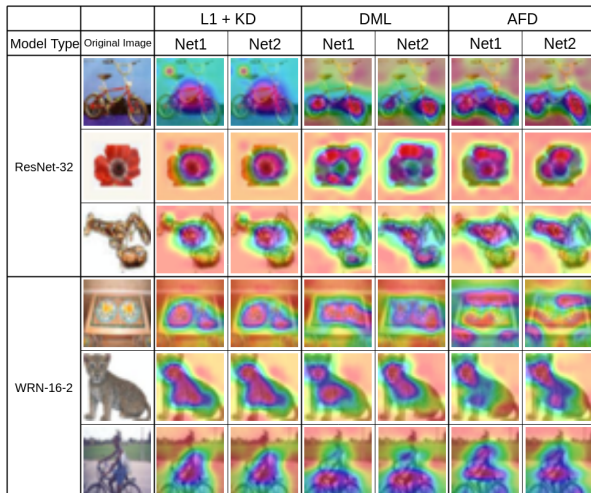


Figure 3. Grad-cam visualization of feature maps of different distillation methods using CIFAR-100 testset.

method guides the network to successfully transfer knowledge at feature map-level while maintaining the genuine features it learned. Since our method tries to transfer indirect knowledge via discriminator, it does not change the feature map directly and drastically. Our method can transfer knowledge at feature-map-level while preserving the features which have been learned by each individual network without damaging the knowledge it has gained on its own.

5.2. Qualitative analysis on feature map similarity

Figure 3 illustrates the Grad-cam (Selvaraju et al., 2017) visualization of feature maps. Grad-cam visualizes the regions where the network has considered important. We compare the results of the two networks, Net1 and Net2 trained by different distillation methods. The activation maps of L_1 +KD are exactly the same which means that the two networks see the exact same area of the image. This indicates that the two networks have become indistinguishable networks that outputs the same feature maps. Purpose of knowledge distillation is not making the networks the same, it is to transfer useful knowledge it has earned to the other network. However, L_1 +KD method ignores the knowledge or features each network learned and just force the networks to copy each other, eventually disturbing them to learn proper features. On the other hand, our method, AFD’s Net1 and Net2 activation maps are not the same but rather try to find different features. This shows that even though AFD transfers knowledge at feature map-level, it does not harm the knowledge each network has learned and yet still distills useful knowledge that leads to performance gain.

6. Conclusion

We proposed an online knowledge distillation method that transfers knowledge both at logit and feature map-level us-

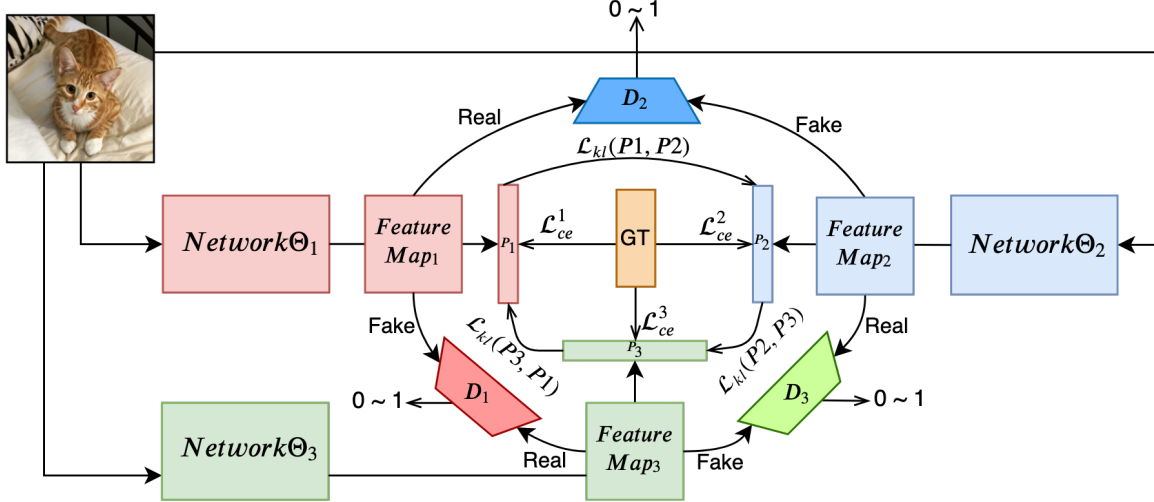


Figure 4. Schematic of cyclic-learning framework for training 3 networks simultaneously.

ing the adversarial training scheme. Unlike existing online distillation methods, our method utilizes the feature map distribution and showed that online knowledge distillation at feature map-level is possible. Through extensive experiments, we demonstrated the adequacy of transferring the distribution via adversarial training for online feature map distillation and could achieve higher performance than existing online methods and conventional direct alignment methods. We also confirmed that our method is broadly suitable to various architecture types from a very small network (ResNet-20) to a large (WRN-28-4) network. We hope that our work broadens the area of knowledge distillation and be further advanced and studied by many researchers.

7. Acknowledgements

This work was supported by IITP grant funded by the Korea government (MSIT) (No.2019-0-01367, BabyMind) and Next-Generation Information Computing Development Program through the NRF of Korea(2017M3C4A7077582).

H. Formulation of cross-entropy loss and KL divergence loss

We use two loss terms for logit-based learning, one is the conventional cross-entropy loss and the other is a mimicry loss based on Kullback Leibler divergence (KLD). Here, we formulate the cross-entropy loss and the KL divergence loss for two networks. Assume that we are given a set of classification data with N samples $\mathcal{D} = \{(x_i, y_i)\}_{i=1}^N$ where each label y_i belongs to one of C classes, $y_i \in \mathcal{Y} = \{1, 2, \dots, C\}$. The logit produced by a network is denoted as $z_k = \{z_k^1, z_k^2, \dots, z_k^C\}$ where k refers to the k th network. The final class probability of a class c given a sample x_i to

a network Θ_1 is computed as follows:

$$\mathcal{N}_{\Theta_1}(x_i) = \sigma_i^c(z_1/T)$$

$$\sigma_i^c(z_1/T) = \frac{\exp(z_1^c/T)}{\sum_{c=1}^C \exp(z_1^c/T)}$$

The temperature term T is used to control the level of smoothness in probabilities. When $T = 1$, it is the same as the original softmax. As the temperature term T goes up, it creates a more softened probability distribution. For training multi-class classification model, we adopt a cross-entropy(CE) loss between the ground-truth label and the outputs predicted by the model:

$$\mathcal{L}_{ce}(y, \sigma(z_1/1)) = - \sum_{i=1}^N \sum_{c=1}^C \delta(y_i, c) \log(\sigma_i^c(z_1/1))$$

The Dirac delta term $\delta(y_i, c)$ returns 1 if $y_i = c$ else 0. While the CE loss is between the ground-truth labels and the outputs of the model, the mimicry loss is the KL distance between the outputs of two training networks. The mimicry loss provides an extra information from the peer network so that the network can improve its generalization performance. We use the softened probability of each network at a temperature of 3. The mimicry loss from a network Θ_2 to network Θ_1 is measured as follows:

$$\mathcal{L}_{kl}(\sigma(z_2/T), \sigma(z_1/T)) = \sum_{i=1}^N \sum_{m=1}^C \sigma_i^c(z_2/T) \log\left(\frac{\sigma_i^c(z_2/T)}{\sigma_i^c(z_1/T)}\right)$$

Therefore, the overall logit-based loss for a network Θ_1 is defined as:

$$\mathcal{L}_{logit} = \mathcal{L}_{ce}(y, \sigma(z_1/1)) + T^2 \times \mathcal{L}_{kl}(\sigma(z_2/T), \sigma(z_1/T))$$

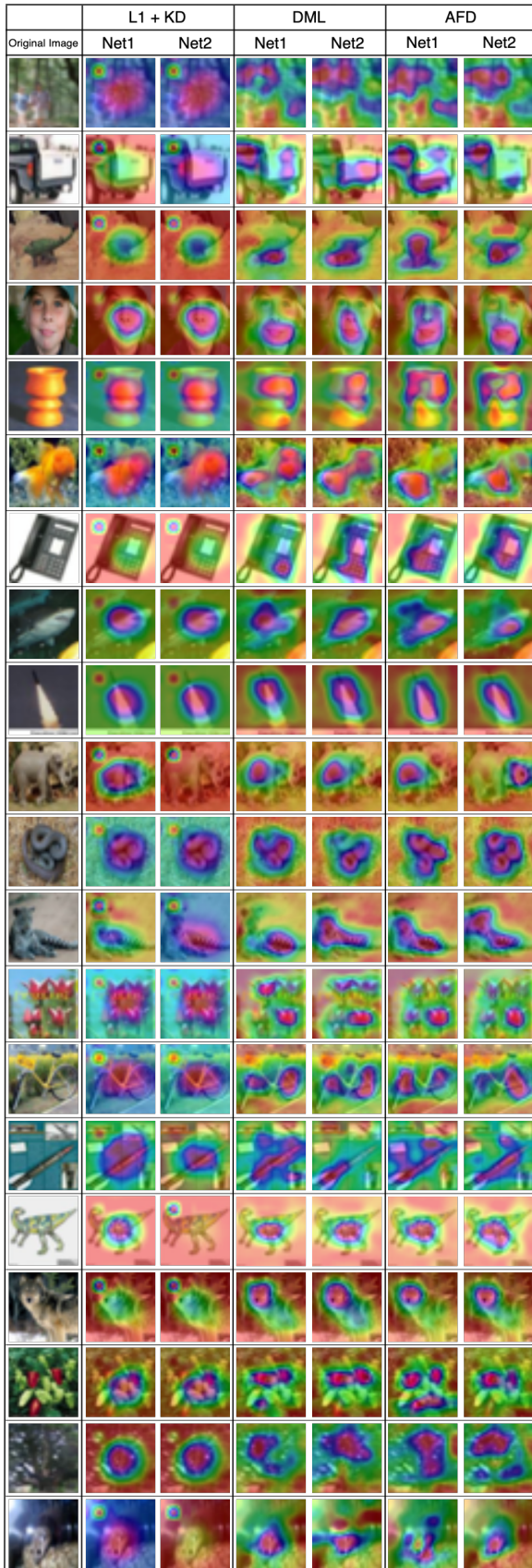
We multiply the KL loss term with T^2 because the gradients produced by the soft targets are scaled by $1/T^2$. The logit-based loss trains the networks to predict the correct truth label along with matching the outputs of the peer-network, enabling to share the knowledge at logit-level.

I. Schematic of Cyclic-learning framework

Figure 4 is the schematic of our cyclic-learning framework for training 3 networks simultaneously. As it can be seen in the figure, the three different networks transfer knowledge in cyclic manner. Network Θ_1 distills its knowledge to network Θ_2 , network Θ_2 distills to network Θ_3 and network Θ_3 distills back to network Θ_1 . Also note that the knowledge is transferred both at logit-level and feature map-level. At logit-level the KL divergence loss, \mathcal{L}_{kl} is applied between the logit of each network and at feature map-level, the distillation is indirectly conducted via discriminators. For example, between network Θ_1 and network Θ_2 , a discriminator D_2 is making decision based on from which network the feature map is generated. It is trained to output 1 if the feature map is from network Θ_1 and 0 if it is from network Θ_2 . The goal of network Θ_2 is to fool its corresponding discriminator D_2 so that it can learn the distribution of feature map generated from network Θ_1 . Each network also learns from ground truth labels with conventional cross-entropy loss, \mathcal{L}_{ce} .

J. Grad-cam visualization

Figure 5 and 6 shows the Grad-cam visualization of different distillation methods using more samples from the CIFAR-100 test set. As previously explained in qualitative analysis from Section 5.2, L_1+KD produces identical networks making them to output exactly the same feature map. Grad-cam visualization of Net1 and Net2 trained by L_1+KD is highlighting the exact same region. It indicates that the two networks have become the same networks that see the same spatial correlation and features of given image. L_1+KD just copies the result of each network and does not transfer any proper knowledge. The feature map visualization of DML and AFD(ours) has different features for each network, Net1 and Net2. Each network benefits from the other network by distillation while keeping its learned features and spatial information. Thus it does not decline by distilling from the other network. Interesting fact is that the feature maps of networks trained by our method do not look the same for Net1 and Net2 even though they transfer knowledge at feature map level. It rather improves its performance better than DML which distills knowledge only at logit-level.



References

- Buciluă, C., Caruana, R., and Niculescu-Mizil, A. Model compression. In *Proceedings of the 12th ACM SIGKDD international conference on Knowledge discovery and data mining*, pp. 535–541. ACM, 2006.
- Dai, B., Fidler, S., Urtasun, R., and Lin, D. Towards diverse and natural image descriptions via a conditional gan. In *Proceedings of the IEEE International Conference on Computer Vision*, pp. 2970–2979, 2017.
- Goodfellow, I., Pouget-Abadie, J., Mirza, M., Xu, B., Warde-Farley, D., Ozair, S., Courville, A., and Bengio, Y. Generative adversarial nets. In *Advances in neural information processing systems*, pp. 2672–2680, 2014.
- He, K., Zhang, X., Ren, S., and Sun, J. Deep residual learning for image recognition. In *Proceedings of the IEEE conference on computer vision and pattern recognition*, pp. 770–778, 2016.
- Hinton, G., Vinyals, O., and Dean, J. Distilling the knowledge in a neural network. *arXiv preprint arXiv:1503.02531*, 2015.
- Isola, P., Zhu, J.-Y., Zhou, T., and Efros, A. A. Image-to-image translation with conditional adversarial networks. In *Proceedings of the IEEE conference on computer vision and pattern recognition*, pp. 1125–1134, 2017.
- Kim, J., Park, S., and Kwak, N. Paraphrasing complex network: Network compression via factor transfer. In *Advances in Neural Information Processing Systems*, pp. 2760–2769, 2018.
- Kingma, D. P. and Ba, J. Adam: A method for stochastic optimization. *arXiv preprint arXiv:1412.6980*, 2014.
- Krizhevsky, A., Nair, V., and Hinton, G. Cifar-100 (canadian institute for advanced research). URL <http://www.cs.toronto.edu/~kriz/cifar.html>.
- Krizhevsky, A., Sutskever, I., and Hinton, G. E. Imagenet classification with deep convolutional neural networks. In *Advances in neural information processing systems*, pp. 1097–1105, 2012.
- Lan, X., Zhu, X., and Gong, S. Knowledge distillation by on-the-fly native ensemble. In *Proceedings of the 32nd International Conference on Neural Information Processing Systems*, pp. 7528–7538. Curran Associates Inc., 2018.
- Li, H., Kadav, A., Durdanovic, I., Samet, H., and Graf, H. P. Pruning filters for efficient convnets. *arXiv preprint arXiv:1608.08710*, 2016.
- Li, T., Sahy, A. K., Talwalkar, A., and Smith, V. Federated learning: Challenges, methods, and future directions. *arXiv preprint arXiv:1908.07873*, 2019.
- Liu, P., Liu, W., Ma, H., Mei, T., and Seok, M. Ktan: knowledge transfer adversarial network. *arXiv preprint arXiv:1810.08126*, 2018.
- Mao, X., Li, Q., Xie, H., Lau, R. Y., Wang, Z., and Paul Smolley, S. Least squares generative adversarial networks. In *Proceedings of the IEEE International Conference on Computer Vision*, pp. 2794–2802, 2017.
- Miyato, T., Dai, A. M., and Goodfellow, I. Adversarial training methods for semi-supervised text classification. *arXiv preprint arXiv:1605.07725*, 2016.
- Pfau, D. and Vinyals, O. Connecting generative adversarial networks and actor-critic methods. *arXiv preprint arXiv:1610.01945*, 2016.
- Rastegari, M., Ordonez, V., Redmon, J., and Farhadi, A. Xnor-net: Imagenet classification using binary convolutional neural networks. In *European Conference on Computer Vision*, pp. 525–542. Springer, 2016.
- Romero, A., Ballas, N., Kahou, S. E., Chassang, A., Gatta, C., and Bengio, Y. Fitnets: Hints for thin deep nets. *arXiv preprint arXiv:1412.6550*, 2014.
- Russakovsky, O., Deng, J., Su, H., Krause, J., Satheesh, S., Ma, S., Huang, Z., Karpathy, A., Khosla, A., Bernstein, M., Berg, A. C., and Fei-Fei, L. ImageNet Large Scale Visual Recognition Challenge. *International Journal of Computer Vision (IJCV)*, 115(3):211–252, 2015. doi: 10.1007/s11263-015-0816-y.
- Selvaraju, R. R., Cogswell, M., Das, A., Vedantam, R., Parikh, D., and Batra, D. Grad-cam: Visual explanations from deep networks via gradient-based localization. In *Proceedings of the IEEE international conference on computer vision*, pp. 618–626, 2017.
- Springenberg, J. T. Unsupervised and semi-supervised learning with categorical generative adversarial networks. *arXiv preprint arXiv:1511.06390*, 2015.
- Zagoruyko, S. and Komodakis, N. Paying more attention to attention: Improving the performance of convolutional neural networks via attention transfer. *arXiv preprint arXiv:1612.03928*, 2016a.
- Zagoruyko, S. and Komodakis, N. Wide residual networks. *arXiv preprint arXiv:1605.07146*, 2016b.
- Zhang, Y., Xiang, T., Hospedales, T. M., and Lu, H. Deep mutual learning. In *Proceedings of the IEEE Conference on Computer Vision and Pattern Recognition*, pp. 4320–4328, 2018.

Zhu, J.-Y., Park, T., Isola, P., and Efros, A. A. Unpaired image-to-image translation using cycle-consistent adversarial networks. In *Proceedings of the IEEE international conference on computer vision*, pp. 2223–2232, 2017.