

# Age of Information in a Decentralized Network of Parallel Queues with Routing and Packets Losses

Josu Doncel and Mohamad Assaad

**Abstract**—The paper deals with Age of Information in a network of multiple sources and parallel servers/queues with buffering capabilities, preemption in service and losses in served packets. The servers do not communicate between each other and the packets are dispatched through the servers according to a predefined probabilistic routing. By making use of the Stochastic Hybrid System (SHS) method, we provide a derivation of the average Age of Information of a system of two parallel servers (with and without buffer capabilities) and compare the result with that of a single queue. We show known results of packets delay in Queuing Theory do not hold for Age of Information. Unfortunately, the complexity of computing the Age of Information using the SHS method increases highly with the number of queues. We therefore provide an upper bound of the average Age of Information in a parallel server system of an arbitrary number of  $M/M/1/(N+1)$  queues and its tightness in various regimes. This upper bound allows providing a tight approximation of the Age of Information with a very low complexity.

## I. INTRODUCTION

Age of Information (AoI) is a relatively new metric that measures the freshness of information in the network. AoI is gain interest in many areas (e.g. control, communication networks, etc) due to the proliferation of applications in which a monitor is interested in having timely updates about a process of interest. A typical example, AoI can capture the timeliness of information in a sensor network where the status of a sensor is frequently monitored. Since its introduction in the seminal papers [1], [2], AoI has attracted the attention of many researcher in different fields.

Most of the articles in the literature focus on the computation of the average Age of Information and its minimization, where the channel in which the updates are sent to the monitor is modeled as a queueing system. For instance, the authors in [2] consider that the channel is a  $M/M/1$  queue, a  $M/D/1$  queue and a  $D/M/1$  queue and the authors in [3], [4] a  $M/M/2$  queue. The average Age of Information has been also studied in complex networks such as multihop systems [5], [6]. Given the difficulty of the calculation of the average Age of Information, some authors have been interested in other metrics that are related to the Age of Information, such as the Peak Age of Information in [7]. Other authors have been interested in studying the differences between Age of Information metrics and packets delay. For instance, the influence on the service time distribution in the average Age

of Information is analyzed in [8] and the optimality of the zero-wait policy, where the next packet is generated when the server is idle, in [9]. The concept of Age of Incorrect Information (AoII) has been introduced in [10]. The problem of scheduling with the aim of minimizing the average age of the network has been considered recently in several papers [11], [12], [13], [14]. While most of these papers have focused on centralized scheduling, AoI under distributed scheduling and random access has also been investigated in [15], [16] where the Age-optimal back-off time calibration has been derived. More age-based models can also be found in [17], [18], [19].

In this paper, the network model is different from the aforementioned previous work since we consider that the status updates can be sent through a system of different parallel networks which are modeled as queues. The networks are assumed to be decentralized in the sense that the queues cannot communicate. The incoming traffic is dispatched through the parallel queue according to a predefined probabilistic routing. This work can be seen as a first attempt to analyze the AoI under a predefined routing scheme in a network composed of parallel queues. We aim to analyze the average Age of Information of this system and, for this purpose, we use the stochastic Hybrid Systems (SHS) method, which is introduced in [20] (we explain it in detail in Section II). A related work to ours is [21], where the authors use the SHS method to compute the average Age of Information for a parallel server system formed by multiple sources and an arbitrary number of homogeneous  $M/M/1/1$  queues (i.e. with no buffer) as well as two heterogeneous  $M/M/1/1$  queues, where in both cases preemption in service is allowed. In our work, we compute the average Age of Information using the SHS method, including a parallel server system formed by two heterogeneous  $M/M/1/2$  queues with preemption in service and losses of the packets that are getting served. Due to the buffering capability at different servers, the analysis becomes more challenging and complex as compared to [21]. In addition, we assume that servers are decentralized in the sense that they do not communicate between them. This makes our model different than [21], where it is assumed that the servers know where is the freshest update. Besides, we provide an upper bound of the average Age of Information in a parallel server system of an arbitrary number of  $M/M/1/(N+1)$  queues. This allows obtaining an approximation of the AoI with a low complexity.

The main contributions of this work are twofold. First, we consider a system with multiple sources, that the packets in service can be lost and preemption is allowed. The packets are sent to the parallel queues according to a predefined probabilistic routing. We compute the average Age of Information

J. Doncel is with the University of the Basque Country, Spain, 48940 Leioa, Spain (e-mail:josu.doncel@ehu.es)

M. Assaad is with TCL Chair on 5G, Laboratoire des Signaux et Systemes, CentraleSupélec, 91190 Gif-sur-Yvette, France.

This work has been performed while the first author was visiting Centrale-Supélec, Paris.

	Without losses	With losses
Single Source	(SERVER-ROUTING) and (SERVER-DOUBLE) have equal age for $\lambda$ small and large. See Figure 3.	(SERVER-ROUTING) and (SERVER-DOUBLE) have equal age always. See Figure 5.
Multiple Sources	(SERVER-ROUTING) and (SERVER-DOUBLE) have almost equal age. See Figure 4.	(SERVER-ROUTING) and (SERVER-DOUBLE) have equal age. See Figure 6.

TABLE I: Summary of Average Age of Information comparison of two parallel-servers system (SERVER-ROUTING) with a single server with half arrival rate and loss rate (SERVER-HALF) and with a single server with double service rate (SERVER-DOUBLE).

	Without losses	With losses
Single Source	(QUEUE-ROUTING) and (QUEUE-DOUBLE) have equal age for $\lambda$ small and large. See Figure 9.	(QUEUE-ROUTING) and (QUEUE-DOUBLE) have equal age. See Figure 11.
Multiple Sources	(QUEUE-ROUTING) and (QUEUE-HALF) have equal age for $\lambda$ small. (QUEUE-ROUTING) and (QUEUE-DOUBLE) have equal age for $\lambda$ large. See Figure 10.	(QUEUE-ROUTING) and (QUEUE-DOUBLE) have equal age always. See Figure 12.

TABLE II: Summary of Average Age of Information comparison of two parallel M/M/1/2\* queues (QUEUE-ROUTING) with a M/M/1/3\* queue with half arrival rate and loss rate (QUEUE-HALF) and with a M/M/1/3\* queue with double service rate (QUEUE-DOUBLE).

of a system with two parallel systems and we comparing its average Age of Information with that of a single queue. On one hand, in Table I, we present the obtained results when we compare the a system with two parallel M/M/1/1 queues with one M/M/1/1 queue with half arrival rate and loss rate and with one M/M/1/1 with double service rate. On the other hand, in Table II, we show the results when we compare two parallel M/M/1/2 queues with one M/M/1/3 queue with half arrival rate and loss rate and with one M/M/1/3 queue with double service rate. The main conclusion of this part of the work is that the known results of packets delay in Queuing Theory do not hold for the average Age of Information. For instance, we show that the average Age of Information of two parallel queues is smaller than that of a single queue with half arrival rate. Besides, we also conclude that the average Age of Information of two parallel queues is very close to that of a single queue with double service. Since the complexity of computing the exact AoI with SHS method increases hugely with the number of parallel queues, the second contribution of this work consists of providing an upper-bound on the average Age of Information of a system with an arbitrary number of parallel M/M/1/(N+1) queues where there are multiple sources. We also study the accuracy of the upper bound and we conclude that when the arrival rate is large or where there are multiple sources, the upper bound is very tight. The interest of this upper bound lies in the fact that it allows obtaining the AoI with a low complexity.

The rest of the article is organized as follows. In Section II, we formulate the problem of calculating the average Age of Information and we present how the SHS can be used. In Section III we focus on the average Age of Information and its comparison through the systems under consideration. We present the upper bound of the Age of Information in Section IV and, finally, we provide the main conclusion of our work in Section V.

## II. AGE OF INFORMATION AND STOCHASTIC HYBRID SYSTEMS

We consider a transmitter sending status updates to a monitor. Packet  $i$  is generated at time  $s_i$  and is received by the monitor at time  $s'_i$ . Hence, we define by  $N(t)$  the index of the last received update at time  $t$ , i.e.,  $N(t) = \max\{i | s'_i \leq t\}$ , and the time stamp of the last received update at time  $t$  as  $U(t) = s_{N(t)}$ . The Age of Information, or simply the age, is defined as

$$\Delta(t) = t - U(t).$$

We are interested in calculating the average of the stochastic process  $\Delta(t)$ , that is, the average age, which is defined as

$$\Delta = \lim_{\tau \rightarrow \infty} \frac{1}{\tau} \int_0^\tau \Delta(t) dt.$$

The computation of the average age in a general setting is known to be a challenging task since the random variables of the interarrival times and of the system times are dependent. To overcome this difficulty, the authors in [20] introduce the SHS. For completeness, we describe next this method and, for full details we refer to [22].

In the SHS, the system is modeled as a hybrid state  $(q(t), \mathbf{x}(t))$ , where  $q(t)$  a state of a continuous time Markov Chain and  $\mathbf{x}(t)$  is a vector whose component belong to  $\mathbb{R}_0^+$  and captures the evolution of the age of different elements.

A link  $l$  of the Markov Chain represents a transition from two states with rate  $\lambda^l$ . In each transition  $l$ , the vector  $\mathbf{x}$  is transformed to  $\mathbf{x}'$  using a linear mapping where transformation matrix is given by  $\mathbf{A}_l$ , that is, we have the following SHS transition for every  $l$   $\mathbf{x}' = \mathbf{x}\mathbf{A}_l$ .

Each state of the Markov Chain represents the elements of the system whose age increases at unit rate. In other words, for each state  $q$ , we define  $\mathbf{b}_q$  as the vector whose elements are zero or one. Besides, the evolution of the vector  $\mathbf{x}(t)$  for state  $q$  is given by  $\dot{\mathbf{x}}(t) = \mathbf{x}\mathbf{b}_q$ .

We assume the Markov Chain is ergodic and we denote by  $\pi_q$  the stationary distribution of state  $q$ . Let  $\mathcal{L}_q$  the set of links that get out of state  $q$  and  $\mathcal{L}'_q$  the set of links that get into state

$q$ . The following theorem allows us to characterize the average Age of Information:

**Theorem 1** ([20, Thm 4]). *Let  $v_q(i)$  denote the  $i$ -th element of the vector  $\mathbf{v}_q$ . For each state  $q$ , if  $\mathbf{v}_q$  is a non-negative solution of the following system of equations*

$$\mathbf{v}_q \sum_{l \in \mathcal{L}_q} = \mathbf{b}_q \pi_q + \sum_{l \in \mathcal{L}'_q} \lambda^l \mathbf{v}_{q_l} \mathbf{A}_l, \quad (1)$$

then the average Age of Information is  $\Delta = \sum_q v_q(0)$ .

In the following section, we use the above result to characterize the average Age of Information of several systems. In Section IV, we show that the method under consideration can be also used to obtain an upper-bound on the average Age of Information of very complex systems.

### III. AVERAGE AGE OF INFORMATION OF ROUTING SYSTEMS VERSUS OF A SINGLE QUEUE

In this section, we aim to study the Average Age of Information for different configurations using the Stochastic Hybrid System method. We first focus on a system formed by queues without buffer.

#### A. Queues Without Buffer

In this section, we study the age when the queues do not have buffer. We first focus on a single server system and then in a system with two parallel servers.

1) *Age of one server:* We consider a system formed by one server that receives traffic from different sources when preemption of updates that are in service is permitted. We are interested in calculating the average age of information of source  $i$ . Thus, we consider that updates arrive to the system according to a Poisson process, where, without loss of generality, the rate of updates of source  $i$  are denoted by  $\lambda_1$  and of the rest of the sources  $\lambda_2$ . The total arrival rate to the system is denoted by  $\lambda$ , i.e.,  $\lambda = \lambda_1 + \lambda_2$ . We assume that the service time of updates is exponentially distributed with rate  $\mu$ . We also assume that an update that is in service is lost with an exponential time of rate  $\theta$ .<sup>1</sup>

We use the SHS method to compute the age of this system. The continuous state is  $\mathbf{x}(t) = [x_0(t) \ x_1(t)]$ , where  $x_0$  is the current age and  $x_1$  the age if the update in service is delivered. The discrete state is a two-state Markov Chain, where 0 represents that the system is empty and 1 that the server is executing an update. This Markov Chain is represented in Figure 1 and the SHS transitions are given in Table III.

We now explain each transition  $l$ :

$l = 0$  There is an arrival of source  $i$  and the server is idle. Therefore, the age of the monitor does not change, i.e.,  $x'_0 = x_0$  and the age of the server is zero since there is a fresh update arrived.

$l = 1$  There is an arrival of one of the others sources when the server is idle. The age of the server is  $x'_1 = x_0$ , that is, the same as the age of the monitor. Therefore,

<sup>1</sup>When  $\theta = 0$ , we observe that our result coincides with that of Theorem 2a) of [20].

$l$	$q_l \rightarrow q_l'$	$\lambda^l$	$x' = xA_l$	$\bar{v}_{q_l} A_l$
0	$0 \rightarrow 1$	$\lambda_1$	$[x_0 \ 0]$	$[v_0(0) \ 0]$
1	$0 \rightarrow 1$	$\lambda_2$	$[x_0 \ x_0]$	$[v_0(0) \ v_0(0)]$
2	$1 \rightarrow 0$	$\mu$	$[x_1 \ 0]$	$[v_1(1) \ 0]$
3	$1 \rightarrow 0$	$\theta$	$[x_0 \ 0]$	$[v_1(0) \ 0]$
4	$1 \rightarrow 1$	$\lambda_1$	$[x_0 \ 0]$	$[v_1(0) \ 0]$
5	$1 \rightarrow 1$	$\lambda_2$	$[x_0 \ x_0]$	$[v_1(0) \ v_1(0)]$

TABLE III: Table of transitions of Figure 1

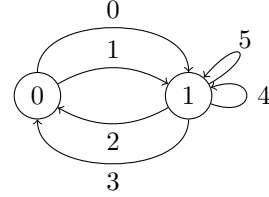


Fig. 1: The SHS Markov Chain for the one server system with multiple sources and losses of packets in service.

when this update ends its service the age of the monitor remains unchanged.

$l = 2$  The update under execution ends its service and the age of the monitor is updated by that of this update, i.e.,  $x'_0 = x_1$ .

$l = 3$  The update that is in service is lost and, therefore, the age of the monitor does not change.

$l = 4$  There is an arrival of source  $i$  when the server is in service. For this case, the update in service is replaced by the fresh one and, therefore, the age of the monitor does not change, i.e.,  $x'_0 = x_0$ , but the age of the server changes to zero.

$l = 5$  There is an arrival of another source when the server is in service. For this case, the update in service is replaced by the fresh one and the age of the server changes to that of the monitor, i.e.,  $x'_1 = x_0$ .

The stationary distribution of the Markov Chain of Figure 1 is

$$\pi_0 = \frac{\mu + \theta}{\lambda + \mu + \theta}, \quad \pi_1 = \frac{\lambda}{\lambda + \mu + \theta}.$$

Besides, for the state  $q = 0$ , we have that  $\mathbf{b}_0 = [1, 0]$  since the age of the monitor is the only one that grows at unit rate and the age of server is irrelevant, whereas for the state  $q = 1$  we have that  $\mathbf{b}_1 = [1, 1]$  and the age of the monitor and of the server grow at unit rate. On the other hand, we have that  $\mathbf{v}_0 = [v_0(0) \ v_0(1)]$  and  $\mathbf{v}_1 = [v_1(0) \ v_1(1)]$ . From Theorem 4 of [20], we know that the age of this system is  $v_0(0) + v_1(0)$ , where

$$\begin{aligned} \lambda \mathbf{v}_0 &= [\pi_0 \ 0] + \mu [v_1(1) \ 0] + \theta [v_1(0) \ 0], \\ (\lambda + \mu + \theta) \mathbf{v}_1 &= [\pi_1 \ \pi_1] + \lambda_1 [v_1(0) \ 0] + \lambda_2 [v_1(0) \ v_1(0)] \\ &\quad + \lambda_1 [v_0(0) \ 0] + \lambda_2 [v_0(0) \ v_0(0)], \end{aligned}$$

The above expression can be written as the following system of equations:

$$\lambda v_0(0) = \pi_0 + \mu v_1(1) + \theta v_1(0), \quad (2a)$$

$$(\mu + \theta) v_1(0) = \pi_1 + \lambda v_0(0), \quad (2b)$$

$$(\lambda + \mu + \theta) v_1(1) = \pi_1 + \lambda_2 v_1(0) + \lambda_2 v_0(0). \quad (2c)$$

From the above reasoning, we derive the following result:

**Proposition 1.** *The average age of information of source  $i$  in the aforementioned system is given by  $v_0(0) + v_1(0)$ ,  $v_0(0)$  and  $v_1(0)$  are the solution of (2).*

**Remark 1.** *It is clear that when  $\theta = 0$ , the above result coincides with that of Theorem 2a) of [20]. In their model, they consider a Markov Chain with a single state, but when there are updates that are lost this cannot be done and, therefore, we believe that the model presented above is the simplest one to study the average age of information using the SHS method.*

2) *Two parallel servers:* We now consider a system formed by two parallel servers receiving traffic from different sources and where preemption of updates in service is permitted. We aim to calculate the average age of information of source  $i$ . As in the previous case, the arrival are Poisson and the rate of source  $i$  is denoted by  $\lambda_1$  and that of the rest of the sources  $\lambda_2$ . In this case, the incoming traffic is split to the servers and, therefore, we denote by  $\lambda_{11}$  and by  $\lambda_{12}$  the arrival rate of source  $i$  to server 1 and to server 2, respectively. Likewise,  $\lambda_{21}$  and  $\lambda_{22}$  denotes the arrival rate of the rest of the sources to server 1 and to server 2, respectively. Hence,  $\lambda_1 = \sum_{i=1}^2 \lambda_{1i}$  and  $\lambda_2 = \sum_{i=1}^2 \lambda_{2i}$ . The service rate of updates and the loss rate in server  $i$  is  $\mu_i$  and  $\theta_i$ , where  $i = 1, 2$ . We assume that servers are decentralized in the sense that they do not communicate between them.

**Remark 2.** *The latter assumption makes the model under study here different than [21], where it is assumed that the servers know where is the freshest update.*

We compute the average age of information using the SHS method. First, we define the continuous state as  $\mathbf{x}(t) = [x_0(t) \ x_1(t) \ x_2(t)]$ , where  $x_0$  is the current age and  $x_1$  (resp.  $x_2$ ) is the age if an update of server 1 (resp. of server 2) is delivered. The discrete state is a Markov Chain with four states which is represented in Figure 2 and where state  $ij$  represents that in server 1 there are  $i$  updates and in server 2  $j$  updates,  $i, j = 1, 2$ . We also represent the SHS transitions in Table IV.

We now explain each transition  $l$ :

- $l = 0$  There is an arrival of source  $i$  to server 1, which is idle. Therefore,  $x_0$  and  $x_2$  do not change and the age of server 1 is zero due to a fresh update arrival.
- $l = 1$  There is an arrival of one of the other sources to server 1 when it is idle. Therefore, we set  $x'_1 = x_0$ , which means that, when this update ends its service, the age of the monitor is again  $x_0$ .
- $l = 2$  The update under execution in server 1 is delivered and the age of the monitor is updated by that of this update, i.e.,  $x'_0 = x_1$ .
- $l = 3$  The update that is in service in server 1 is lost and, therefore, the age of the monitor does not change and server 1 has not updates.
- $l = 4$  There is an arrival of source  $i$  to server 1 when it is in service. For this case, since preemption is permitted, the update in service is replaced by the fresh one and, therefore, the age of server 1 changes to zero.

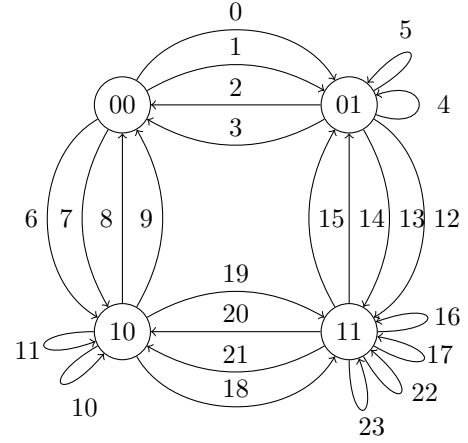


Fig. 2: The SHS Markov Chain for system with two parallel servers with multiple sources and losses of packets in service.

$l$	$q_l \rightarrow q_{l'}$	$\lambda^l$	$x' = xA_l$	$\bar{v}_{q_l} A_l$
0	00 $\rightarrow$ 01	$\lambda_{21}$	$[x_0 \ 0 \ 0]$	$[v_{00}(0) \ 0 \ 0]$
1	00 $\rightarrow$ 01	$\lambda_{22}$	$[x_0 \ 0 \ x_0]$	$[v_{00}(0) \ 0 \ v_{00}(0)]$
2	01 $\rightarrow$ 00	$\mu_2$	$[x_2 \ 0 \ 0]$	$[v_{01}(2) \ 0 \ 0]$
3	01 $\rightarrow$ 00	$\theta_2$	$[x_0 \ 0 \ 0]$	$[v_{01}(0) \ 0 \ 0]$
4	01 $\rightarrow$ 01	$\lambda_{21}$	$[x_0 \ 0 \ 0]$	$[v_{01}(0) \ 0 \ 0]$
5	01 $\rightarrow$ 01	$\lambda_{22}$	$[x_0 \ 0 \ x_0]$	$[v_{01}(0) \ 0 \ v_{01}(0)]$
6	00 $\rightarrow$ 10	$\lambda_{11}$	$[x_0 \ 0 \ 0]$	$[v_{00}(0) \ 0 \ 0]$
7	00 $\rightarrow$ 10	$\lambda_{12}$	$[x_0 \ x_0 \ 0]$	$[v_{00}(0) \ v_{00}(0) \ 0]$
8	10 $\rightarrow$ 00	$\mu_1$	$[x_1 \ 0 \ 0]$	$[v_{10}(1) \ 0 \ 0]$
9	10 $\rightarrow$ 00	$\theta_1$	$[x_0 \ 0 \ 0]$	$[v_{10}(0) \ 0 \ 0]$
10	10 $\rightarrow$ 10	$\lambda_{11}$	$[x_0 \ 0 \ 0]$	$[v_{00}(0) \ 0 \ 0]$
11	10 $\rightarrow$ 10	$\lambda_{12}$	$[x_0 \ x_0 \ 0]$	$[v_{10}(0) \ v_{10}(0) \ 0]$
12	01 $\rightarrow$ 11	$\lambda_{11}$	$[x_0 \ 0 \ x_2]$	$[v_{01}(0) \ 0 \ v_{01}(2)]$
13	01 $\rightarrow$ 11	$\lambda_{12}$	$[x_0 \ x_0 \ x_2]$	$[v_{01}(0) \ v_{01}(0) \ v_{01}(2)]$
14	11 $\rightarrow$ 01	$\mu_1$	$[x_1 \ 0 \ x_2]$	$[v_{11}(1) \ 0 \ v_{11}(2)]$
15	11 $\rightarrow$ 01	$\theta_1$	$[x_0 \ 0 \ x_2]$	$[v_{11}(0) \ 0 \ v_{11}(2)]$
16	11 $\rightarrow$ 11	$\lambda_{11}$	$[x_0 \ 0 \ x_2]$	$[v_{11}(0) \ 0 \ v_{11}(2)]$
17	11 $\rightarrow$ 11	$\lambda_{12}$	$[x_0 \ x_0 \ x_2]$	$[v_{11}(0) \ v_{11}(0) \ v_{11}(2)]$
18	10 $\rightarrow$ 11	$\lambda_{21}$	$[x_0 \ x_1 \ 0]$	$[v_{10}(0) \ v_{10}(1) \ 0]$
19	10 $\rightarrow$ 11	$\lambda_{22}$	$[x_0 \ x_1 \ x_0]$	$[v_{10}(0) \ v_{10}(1) \ v_{10}(0)]$
20	11 $\rightarrow$ 10	$\mu_2$	$[x_2 \ x_1 \ 0]$	$[v_{11}(2) \ v_{11}(1) \ 0]$
21	11 $\rightarrow$ 10	$\theta_2$	$[x_0 \ x_1 \ 0]$	$[v_{11}(0) \ v_{11}(1) \ 0]$
22	11 $\rightarrow$ 11	$\lambda_{21}$	$[x_0 \ x_1 \ 0]$	$[v_{11}(0) \ v_{11}(1) \ 0]$
23	11 $\rightarrow$ 11	$\lambda_{22}$	$[x_0 \ x_1 \ x_0]$	$[v_{11}(0) \ v_{11}(1) \ v_{11}(0)]$

TABLE IV: Table of transitions of Figure 2.

- $l = 5$  There is an arrival of another source to server 1 when it has an update in service. For this case, the update in service is replaced by the fresh one and the age of the server changes to that of the monitor, i.e.,  $x'_1 = x_0$ .
- The transitions 6-11 are symmetric to 0-5, respectively.
- $l = 12$  When there is an update in server 2, if an update of source 1 arrives to server 1, the age of the monitor and of server 2 do not change, whereas that of server 1, i.e.,  $x_1$ , is set to zero, that is,  $x'_1 = 0$ .
- $l = 13$  When there is an update in server 2, if there is an arrival of one of the other sources to server 1, the age of server 1 changes to the age of the monitor, i.e.,  $x'_1 = x_0$ , whereas  $x_0$  and  $x_2$  do not change.
- $l = 14$  When there are updates in both servers, an update of server 1 is delivered and the age of the monitor changes to that of server 1, i.e.,  $x'_0 = x_1$ .
- $l = 15$  When there are updates in both servers, if an update

of server 1 is lost, the age of the monitor do not change and server 1 is idle.

$l = 16$  When both servers have updates in service, if an update of source  $i$  arrives to server 1, we set  $x'_1$  to zero and the rest does not change.

$l = 17$  When both servers have updates in service, if an update of the other sources arrives to server 1, we set  $x'_1$  to the same as the monitor.

The transitions 18-23 are symmetric to 12-17, respectively.

The stationary distribution of the Markov Chain of Figure 2 is given by

$$\pi_{jk} = \frac{\rho_j \rho_k}{(1 + \rho_j)(1 + \rho_k)}, \quad \text{for } i, j = 1, 2.$$

where  $\rho_j = \frac{\lambda_j}{\mu_j + \theta_j}$ ,  $j = 1, 2$ . Moreover, we define the value of  $b_q$  for each state  $q \in \{00, 10, 01, 11\}$  as follows:  $\mathbf{b}_{00} = [1 \ 0 \ 0]$ ,  $\mathbf{b}_{10} = [1 \ 1 \ 0]$ ,  $\mathbf{b}_{01} = [1 \ 0 \ 1]$  and  $\mathbf{b}_{11} = [1 \ 1 \ 1]$ . We also define for  $q \in \{00, 10, 01, 11\}$ , the following vector  $\mathbf{v}_q = [v_q(0) \ v_q(1) \ v_q(2)]$ .

Let  $\hat{\mu} = \mu_1 + \mu_2$  and  $\hat{\theta} = \theta_1 + \theta_2$ . The SHS method says that the average age of information of this system is  $\sum_q v_q(0)$ , where  $v_q(0)$  is the solution of the following system of equations:

$$\lambda \mathbf{v}_{00} = [\pi_{00} \ 0 \ 0] + \mu_1 [v_{10}(1) \ 0 \ 0] + \theta_1 [v_{10}(0) \ 0 \ 0] + \mu_2 [v_{01}(2) \ 0 \ 0] + \theta_2 [v_{01}(0) \ 0 \ 0] \quad (3)$$

$$\begin{aligned} (\lambda + \mu_1 + \theta_1) \mathbf{v}_{10} &= [\pi_{10} \ \pi_{10} \ 0] + \lambda_{11} [v_{00}(0) \ 0 \ 0] \\ &+ \lambda_{12} [v_{00}(0) \ v_{00}(0) \ 0] + \mu_2 [v_{11}(2) \ v_{11}(1) \ 0] \\ &+ \theta_2 [v_{11}(0) \ v_{11}(1) \ 0] + \lambda_{11} [v_{10}(0) \ 0 \ 0] \\ &+ \lambda_{12} [v_{10}(0) \ v_{10}(0) \ 0] \end{aligned} \quad (4)$$

$$\begin{aligned} (\lambda + \mu_2 + \theta_2) \mathbf{v}_{01} &= [\pi_{01} \ 0 \ \pi_{01}] + \lambda_{21} [v_{00}(0) \ 0 \ 0] \\ &+ \lambda_{22} [v_{00}(0) \ 0 \ v_{00}(0)] + \mu_1 [v_{11}(1) \ 0 \ v_{11}(2)] \\ &+ \theta_1 [v_{11}(0) \ 0 \ v_{11}(2)] + \lambda_{21} [v_{01}(0) \ 0 \ 0] \\ &+ \lambda_{22} [v_{01}(0) \ 0 \ v_{01}(0)] \end{aligned} \quad (5)$$

$$\begin{aligned} (\lambda + \hat{\mu} + \hat{\theta}) \mathbf{v}_{11} &= [\pi_{11} \ \pi_{11} \ \pi_{11}] + \lambda_{11} [v_{01}(0) \ 0 \ v_{01}(2)] \\ &+ \lambda_{12} [v_{01}(0) \ v_{01}(0) \ v_{01}(2)] \\ &+ \lambda_{11} [v_{11}(0) \ 0 \ v_{11}(2)] \\ &+ \lambda_{12} [v_{11}(0) \ v_{11}(0) \ v_{11}(2)] \\ &+ \lambda_{21} [v_{10}(0) \ v_{10}(1) \ 0] \\ &+ \lambda_{22} [v_{10}(0) \ v_{10}(1) \ v_{10}(0)] \\ &+ \lambda_{21} [v_{11}(0) \ v_{11}(1) \ 0] \\ &+ \lambda_{22} [v_{11}(0) \ v_{11}(1) \ v_{11}(0)]. \end{aligned} \quad (6)$$

Since the first equation has three irrelevant variables and the second and third one have two irrelevant variables, the above expression can be alternatively as a system of 8 equations.

**Proposition 2.** *The average age of information of source  $i$  in the aforementioned system is given by  $v_{00}(0) + v_{10}(0) + v_{01}(0) + v_{11}(0)$ , where for  $q \in \{00, 10, 01, 11\}$ ,  $v_q(0)$  is the solution of (3)-(6).*

3) *Age Comparison:* We now compare the average age of information of the models we have studied in this section. For

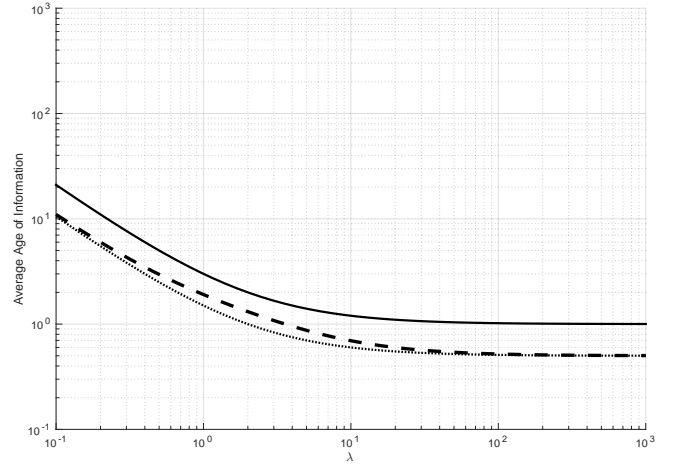


Fig. 3: Average Age of Information when  $\lambda_1$  varies from 0.1 to  $10^3$  with a single source and without losses.

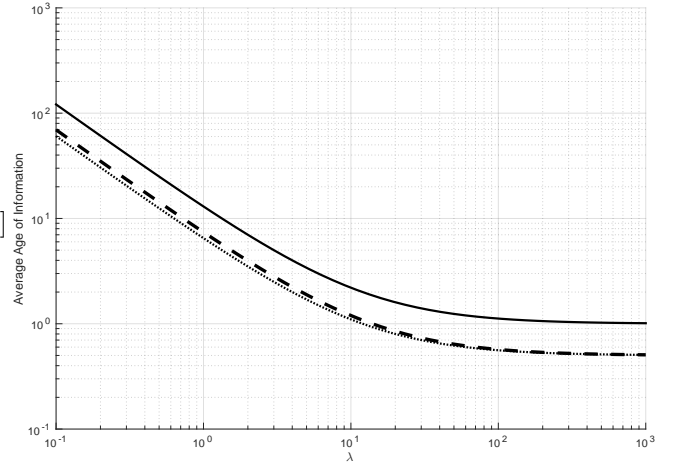


Fig. 4: Average Age of Information when  $\lambda_1$  varies from 0.1 to  $10^3$  with multiple sources and without losses.

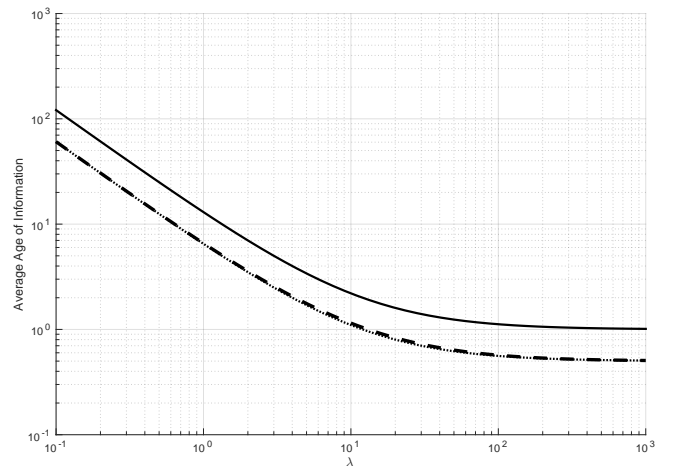


Fig. 5: Average Age of Information when  $\lambda_1$  varies from 0.1 to  $10^3$  with a single source and losses.

this purpose, we consider three systems. The first one consists of a single server with arrival rate  $\lambda_1/2$  and  $\lambda_2/2$ , loss rate

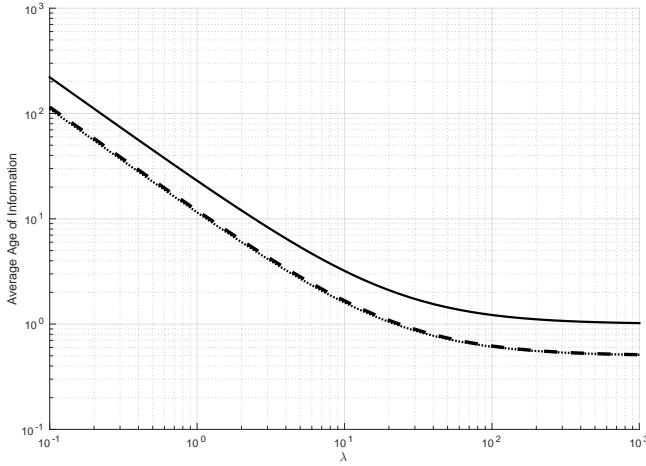


Fig. 6: Average Age of Information when  $\lambda_1$  varies from 0.1 to  $10^3$  with multiple sources and losses.

$\theta/2$  and service rate  $\mu$ . The average age of information of this model is represented with a solid line. The second system we consider is a single server with arrival rate  $\lambda_1$  and  $\lambda_2$ , loss rate  $\theta$  and service rate  $2\mu$ . The average age of information of this model is represented with a dotted line. Finally, we consider a system with two parallel servers, each of them with arrival rate  $\lambda_1/2$  and  $\lambda_2/2$ , loss rate  $\theta/2$  and service rate  $\mu$  and the average age of information of this model is represented with a dashed line. Our goal to determine which is the system with the smallest average age of information when  $\lambda_1$  varies. To this end, we have solved numerically the systems of equations of (2) and of (3)-(6). We set  $\mu = 1$  in these simulations. When we study the system with multiple sources, we consider that  $\lambda_2 = 10$  and when we consider losses in the updates in service, we set  $\theta = 10$ .

In Figure 3, we plot the average age of information of these system as a function of  $\lambda_i$  when there is a single source and there are not losses in the servers. We observe that the smallest age is achieved for the single server system with service rate  $2\mu$ . We also observe that the age of the two parallel servers is the same as the latter when  $\lambda_i$  is very small and very large.

In Figures 4-6, we show that the average age of information of a system with two parallel server is equal to that of a single server with service rate  $2\mu$ .

In queueing theory, it is known that, among the systems under consideration in this section, the one that minimizes the delay is the single server with service rate  $2\mu$ . Therefore, these illustrations show that the age of information also verifies this property. However, it is also clear that, for the metrics of queueing-theory such as delay, the performance of the system with two parallel servers and a single server single arrival rate  $\lambda/2$  and loss rate  $\hat{\theta}/2$  coincides, which, according to the figures we present in this section, this is not the case for the average age of information.

### B. Queues With Buffer Size One

We now focus on queues with buffer size one. For this case, an arriving packet will never stop the service of an update.

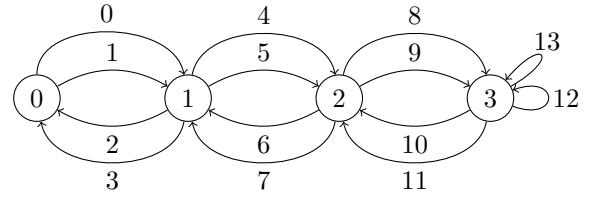


Fig. 7: The SHS Markov Chain for the  $M/M/1/3^*$  queue with multiple sources and losses of packets in service.

In fact, but upon arrival to a queue, if the server is idle, it starts getting service. However, if the server is working, the incoming update is put in the last position of the queue and, if the queue is full, the last update of the buffer is replaced by the new one. In this section, we aim to compare the average age of information of a system with one server and buffer size two with a two parallel server system with buffer size one. We first compute the average age of information of the former system and then of the latter one.

1) *The  $M/M/1/3^*$  queue:* We concentrate on a queue formed by a server and a buffer of size two. When an update arrives and the system is empty, it gets service immediately and when the server is busy and the queue is empty, it is put in the first position of the queue. We consider that, if an update arrives when the system is full, it replaces the last update of the queue. This system will be denoted in the remainder of the article as the  $M/M/1/3^*$  queue.

When traffic comes from different sources, we are interested in computing the average age of information of source  $i$ . Updates of source  $i$  arrive to the queue according to a Poisson process of rate  $\lambda_1$  and of the rest of the sources with rate  $\lambda_2$ . We assume that the updates that are waiting are served according to the FCFS discipline and that the service time of updates is exponentially distributed of rate  $\mu$ , as well as the update that is in service is lost with exponentially distributed time of rate  $\theta$ .

We employ the SHS method to calculate the average age of information of this system. The continuous state is given by  $\mathbf{x}(t) = [x_0(t) \ x_1(t) \ x_2(t) \ x_3(t)]$ , where  $x_0$  is the current age,  $x_1$  is the age if the update in service is delivered and  $x_2$  and  $x_3$  is respectively the age if the update in the first and second position of the queue is delivered. The discrete state is a four state Markov Chain, where state  $i$  represents that there are  $i$  updates present in the system,  $i = 0, 1, 2, 3$ . The Markov Chain under consideration and the SHS transition are represented respectively in Figure 7 and Table V.

We now explain each transition  $l$ :

- $l = 0$  The system is empty and an update of source  $i$  arrives. The age of the monitor is not modified and we set  $x'_1 = 0$ .
- $l = 1$  The system is empty and an update of another source arrives. The age of the monitor is not modified and the age  $x_1$  changes to  $x_0$ , i.e.,  $x'_1 = x_0$ .
- $l = 2$  When there is an update getting service and the queue is empty, if the update in service is delivered, the age of the monitor changes to  $x_1$ , i.e.,  $x'_0 = x_1$ .
- $l = 3$  The queue is empty and the update in service is lost.

$l$	$q_l \rightarrow q_{l'}$	$\lambda^l$	$x' = xA_l$	$\bar{v}_{q_l} A_l$
0	0 $\rightarrow$ 1	$\lambda_1$	$[x_0 \ 0 \ 0 \ 0]$	$[v_0(0) \ 0 \ 0 \ 0]$
1	0 $\rightarrow$ 1	$\lambda_2$	$[x_0 \ x_0 \ 0 \ 0]$	$[v_0(0) \ v_0(0) \ 0 \ 0]$
2	1 $\rightarrow$ 0	$\mu$	$[x_1 \ 0 \ 0 \ 0]$	$[v_1(1) \ 0 \ 0 \ 0]$
3	1 $\rightarrow$ 0	$\theta$	$[x_0 \ 0 \ 0 \ 0]$	$[v_1(0) \ 0 \ 0 \ 0]$
4	1 $\rightarrow$ 2	$\lambda_1$	$[x_0 \ x_1 \ 0 \ 0]$	$[v_1(0) \ v_1(1) \ 0 \ 0]$
5	1 $\rightarrow$ 2	$\lambda_2$	$[x_0 \ x_1 \ x_1 \ 0]$	$[v_1(0) \ v_1(1) \ v_1(1) \ 0]$
6	2 $\rightarrow$ 1	$\mu$	$[x_1 \ x_2 \ 0 \ 0]$	$[v_2(1) \ v_2(2) \ 0 \ 0]$
7	2 $\rightarrow$ 1	$\theta$	$[x_0 \ x_2 \ 0 \ 0]$	$[v_2(0) \ v_2(2) \ 0 \ 0]$
8	2 $\rightarrow$ 3	$\lambda_1$	$[x_0 \ x_1 \ x_2 \ 0]$	$[v_2(0) \ v_2(1) \ v_2(2) \ 0]$
9	2 $\rightarrow$ 3	$\lambda_2$	$[x_0 \ x_1 \ x_1 \ 0]$	$[v_2(0) \ v_2(1) \ v_2(2) \ v_2(2)]$
10	3 $\rightarrow$ 2	$\mu$	$[x_1 \ x_2 \ x_3 \ 0]$	$[v_3(1) \ v_3(2) \ v_3(3) \ 0]$
11	3 $\rightarrow$ 2	$\theta$	$[x_0 \ x_2 \ x_3 \ 0]$	$[v_3(0) \ v_3(2) \ v_3(3) \ 0]$
12	3 $\rightarrow$ 3	$\lambda_1$	$[x_0 \ x_1 \ x_2 \ 0]$	$[v_3(0) \ v_3(1) \ v_3(2) \ 0]$
13	3 $\rightarrow$ 3	$\lambda_2$	$[x_0 \ x_1 \ x_2 \ x_2]$	$[v_3(0) \ v_3(1) \ v_3(2) \ v_3(2)]$

TABLE V: Table of transitions of Figure 7

For this case, the age of the monitor does not change and the age of  $x_1$  is replaced by zero.

- $l = 4$  The server is busy and an update of source  $i$  arrives. The age of the monitor and of  $x_1$  are not modified and we set  $x'_2 = 0$ .
- $l = 5$  The server is busy and an update of source  $i$  arrives. The age of the monitor and of  $x_1$  are not modified and the age  $x_2$  changes to  $x_1$ , i.e.,  $x'_2 = x_1$ .
- $l = 6$  There are two updates in the system and the update in service is delivered and, therefore, the age of the monitor changes to  $x_1$  and the age  $x_2$  to  $x_1$ , i.e.,  $x'_0 = x_1$  and  $x'_1 = x_2$ .
- $l = 7$  There are two updates in the system and the update in service is lost. For this case, the age of the monitor does not change, but the age  $x_1$  is replaced by  $x_2$ , i.e.,  $x'_1 = x_2$  since the update that was waiting start getting service.
- $l = 8$  There are two updates in the system and an update of source  $i$  arrives. The age of the updates that are present in the system do not change and we set  $x'_3 = 0$ .
- $l = 9$  There are two updates in the system and an update of another source arrives. The age of the updates that are present in the system do not change and the age  $x_3$  changes to  $x_2$ , i.e.,  $x'_3 = x_2$ .
- $l = 10$  The system is full and the update in service is delivered. For this case, the age of the monitor changes to  $x_1$ , the age of  $x_1$  to  $x_2$  and the age of  $x_2$  to  $x_3$ .
- $l = 11$  The system is full and the update in service is lost. For this case, the age of the monitor does not change, but the age of  $x_1$  changes to  $x_2$  and the age of  $x_2$  to  $x_3$ .
- $l = 12$  The system is full and an update of source  $i$  arrives. The age of the monitor and of  $x_1$  and  $x_2$  are not modified and we set  $x'_3 = 0$ .
- $l = 13$  The system is full and an update of another source arrives. The age of the monitor, of  $x_1$  and of  $x_2$  do not change, but the age of  $x_3$  is set to  $x_2$ , i.e.,  $x'_3 = x_2$ .

Let  $\lambda = \lambda_1 + \lambda_2$  and  $\rho = \frac{\lambda}{\mu + \theta}$ . The stationary distribution

of the Markov Chain of Figure 7 is

$$\pi_j = \frac{\rho^j}{1 + \rho + \rho^2 + \rho^3}, \quad j = 0, 1, 2, 3.$$

We now define the vector  $\mathbf{b}_q$  for all state  $q$  of the Markov Chain of Figure 7:  $\mathbf{b}_0 = [1 \ 0 \ 0 \ 0]$ ,  $\mathbf{b}_1 = [1 \ 1 \ 0 \ 0]$ ,  $\mathbf{b}_2 = [1 \ 1 \ 1 \ 0]$  and  $\mathbf{b}_3 = [1 \ 1 \ 1 \ 1]$ . Besides, for all state  $q \in \{0, 1, 2, 3\}$ ,  $\mathbf{v}_q = [v_q(0) \ v_q(1) \ v_q(2) \ v_q(3)]$ . From Theorem 4 of [20], we have that the average age of information of the M/M/1/3\* queue is  $v_0(0) + v_1(0) + v_2(0) + v_3(0)$ , where  $v_q(0)$  is the solution of the following system of equations:

$$\lambda \mathbf{v}_0 = [\pi_0 \ 0 \ 0 \ 0] + \mu[v_1(1) \ 0 \ 0 \ 0] + \theta[v_1(0) \ 0 \ 0 \ 0] \quad (7)$$

$$\begin{aligned} (\lambda + \mu + \theta) \mathbf{v}_1 = & [\pi_1 \ \pi_1 \ 0 \ 0] + \lambda_1[v_0(0) \ 0 \ 0 \ 0] \\ & + \lambda_2[v_0(0) \ v_0(0) \ 0 \ 0] + \mu[v_2(1) \ v_2(2) \ 0 \ 0] \\ & + \theta[v_2(0) \ v_2(2) \ 0 \ 0]. \end{aligned} \quad (8)$$

$$\begin{aligned} (\lambda + \mu + \theta) \mathbf{v}_2 = & [\pi_2 \ \pi_2 \ \pi_2 \ 0] + \lambda_1[v_1(0) \ v_1(1) \ 0 \ 0] \\ & + \lambda_2[v_1(0) \ v_1(1) \ v_1(1) \ 0] \\ & + \mu[v_3(1) \ v_3(2) \ v_3(3) \ 0] \\ & + \theta[v_3(0) \ v_3(2) \ v_3(3) \ 0]. \end{aligned} \quad (9)$$

$$\begin{aligned} (\lambda + \mu + \theta) \mathbf{v}_3 = & [\pi_3 \ \pi_3 \ \pi_3 \ \pi_3] + \lambda_1[v_2(0) \ v_2(1) \ v_2(2) \ 0] \\ & + \lambda_2[v_2(0) \ v_2(1) \ v_2(2) \ v_2(2)] \\ & + \lambda_1[v_2(0) \ v_2(1) \ v_2(2) \ 0] \\ & + \lambda_2[v_2(0) \ v_2(1) \ v_2(2) \ v_2(2)] \end{aligned} \quad (10)$$

Since the first equation has three irrelevant variables and the second and third equations has respectively two and one irrelevant variables, the above expression can be alternatively as a system of 10 equations.

**Proposition 3.** *The average age of information of source  $i$  in the aforementioned system is given by  $v_0(0) + v_1(0) + v_2(0) + v_3(0)$ , where for  $q \in \{0, 1, 2, 3\}$ ,  $v_q(0)$  is the solution of (7)-(10).*

2) *Two parallel M/M/1/2\* queues:* We consider a system former by two parallel queues with buffer size equal to one. When an update arrives to the system is sent to one of the queues with probability  $p_1$  and to the other one with probability  $1 - p_1$ . If an update finds the system full, it replaces the update that is waiting for getting service, whereas when the server is idle, it starts being served immediately. This system will be denoted as two parallel M/M/1/2\* queues.

We investigate the average age of information of a system with two parallel M/M/1/2\* queues. We consider there are different sources of traffic and we focus on the average age of information of a given source, say source  $i$ . We assume Poisson arrivals to the system of updates of source  $i$  and also of updates of other sources. We denote by  $\lambda_{j1}$  and  $\lambda_{j2}$  the arrival rate of updates to queue  $j$  of source  $i$  and of the rest of the sources, respectively, with  $j = 1, 2$ . Hence,  $\lambda_j$  denotes the total arrival rate to queue  $j$ , i.e.,  $\lambda_j = \lambda_{j1} + \lambda_{j2}$ , for  $j = 1, 2$ . Besides, the total arrival rate to the system is  $\lambda = \lambda_1 + \lambda_2$ . We assume that the service time of queue  $j$  is exponentially distributed with rate  $\mu_j$  and that updates in service in queue  $j$  are lost with exponential time of rate  $\theta_j$ ,  $j = 1, 2$ .

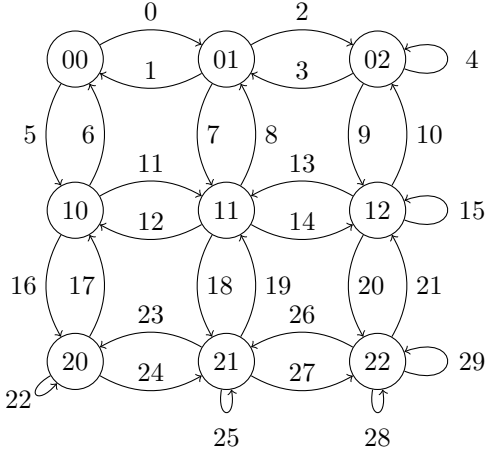


Fig. 8: The SHS Markov Chain for system with two parallel M/M/1/2\* queues with multiple sources and losses of packets in service.

We seek to compute the average age of information of this system using the SHS method. The continuous state is  $\mathbf{x}(t) = [x_0(t) \ x_{11}(t) \ x_{12}(t) \ x_{21}(t) \ x_{22}(t)]$ , where  $x_0$  is the current age,  $x_{j1}$  is the age if the update in service in queue  $j$  is delivered and  $x_{j2}$  the age if the update that is waiting for service in queue  $j$  is delivered. The discrete state is described by a Markov Chain, where the state  $k_1 k_2$  denotes that there are  $k_1$  updates in queue 1 and  $k_2$  in queue 2,  $k_1, k_2 \in \{0, 1, 2\}$ . The Markov Chain we study is depicted in Figure 8. We note that some of the links are unified to avoid heavy notation. The SHS transitions for this model are reported in Appendix B.

Let  $\rho_1 = \frac{\lambda_1}{\mu_1 + \theta_1}$  and  $\rho_2 = \frac{\lambda_2}{\mu_2 + \theta_2}$ . The stationary distribution of the Markov Chain of Figure 8 is

$$\pi_{jk} = \frac{\rho_1^j \rho_2^k}{(1 + \rho_1 + \rho_1^2)(1 + \rho_2 + \rho_2^2)}, j, k \in \{0, 1, 2\}.$$

Let  $\hat{\mu} = \mu_1 + \mu_2$ ,  $\hat{\theta} = \theta_1 + \theta_2$  and  $\mathcal{Q} = \{00, 10, 20, 01, 11, 21, 02, 12, 22\}$ . For every  $q \in \mathcal{Q}$ , we define  $\mathbf{v}_q = [v_q(0) \ v_q(1) \ v_q(2) \ v_q(3) \ v_q(4)]$  and the vector  $\mathbf{b}_q$  as follows:  $\mathbf{b}_{00} = [1 \ 0 \ 0 \ 0 \ 0]$ ,  $\mathbf{b}_{10} = [1 \ 1 \ 0 \ 0 \ 0]$ ,  $\mathbf{b}_{20} = [1 \ 1 \ 1 \ 0 \ 0]$ ,  $\mathbf{b}_{01} = [1 \ 0 \ 0 \ 1 \ 0]$ ,  $\mathbf{b}_{11} = [1 \ 1 \ 0 \ 1 \ 0]$ ,  $\mathbf{b}_{21} = [1 \ 1 \ 1 \ 1 \ 0]$ ,  $\mathbf{b}_{02} = [1 \ 0 \ 0 \ 1 \ 1]$ ,  $\mathbf{b}_{12} = [1 \ 1 \ 0 \ 1 \ 1]$  and  $\mathbf{b}_{22} = [1 \ 1 \ 1 \ 1 \ 1]$ . We use the result of Theorem 4 of [20] that shows that the average age of information of this system is given by  $\sum_{q \in \mathcal{Q}} v_q(0)$ , where  $v_q(0)$  is the solution of the following system of equations:

$$\begin{aligned} \lambda \mathbf{v}_{00} &= [\pi_{00} \ 0 \ 0 \ 0 \ 0] + \mu_1 [v_{10}(1) \ 0 \ 0 \ 0 \ 0] \\ &+ \theta_1 [v_{10}(0) \ 0 \ 0 \ 0 \ 0] + \mu_2 [v_{01}(3) \ 0 \ 0 \ 0 \ 0] \\ &+ \theta_2 [v_{01}(0) \ 0 \ 0 \ 0 \ 0] \end{aligned} \quad (11)$$

$$\begin{aligned} (\lambda + \mu_1 + \theta_1) \mathbf{v}_{10} &= [\pi_{10} \ \pi_{10} \ 0 \ 0 \ 0] \\ &+ \lambda_{11} [v_{00}(0) \ 0 \ 0 \ 0 \ 0] \\ &+ \lambda_{12} [v_{00}(0) \ v_{00}(0) \ 0 \ 0 \ 0] \\ &+ \mu_1 [v_{20}(1) \ v_{20}(2) \ 0 \ 0 \ 0] \\ &+ \theta_1 [v_{20}(0) \ v_{20}(2) \ 0 \ 0 \ 0] \\ &+ \mu_2 [v_{11}(3) \ v_{11}(1) \ 0 \ 0 \ 0] \\ &+ \theta_2 [v_{11}(0) \ v_{11}(1) \ 0 \ 0 \ 0] \end{aligned} \quad (12)$$

$$\begin{aligned} (\lambda + \mu_1 + \theta_1) \mathbf{v}_{20} &= [\pi_{20} \ \pi_{20} \ \pi_{20} \ 0 \ 0] \\ &+ \lambda_{11} [v_{10}(0) \ v_{10}(1) \ 0 \ 0 \ 0] \\ &+ \lambda_{12} [v_{10}(0) \ v_{10}(1) \ v_{10}(1) \ 0 \ 0] \\ &+ \lambda_{11} [v_{20}(0) \ v_{20}(1) \ 0 \ 0 \ 0] \\ &+ \lambda_{12} [v_{20}(0) \ v_{20}(1) \ v_{20}(1) \ 0 \ 0] \end{aligned} \quad (13)$$

$$\begin{aligned} (\lambda + \mu_2 + \theta_2) \mathbf{v}_{01} &= [\pi_{01} \ 0 \ 0 \ \pi_{01} \ 0] \\ &+ \lambda_{21} [v_{00}(0) \ 0 \ 0 \ 0 \ 0] \\ &+ \lambda_{22} [v_{00}(0) \ 0 \ 0 \ v_{00}(0) \ 0] \\ &+ \mu_2 [v_{02}(3) \ 0 \ 0 \ v_{20}(4) \ 0] \\ &+ \theta_2 [v_{02}(0) \ 0 \ 0 \ v_{20}(4) \ 0] \\ &+ \mu_1 [v_{11}(1) \ 0 \ 0 \ v_{11}(3) \ 0] \\ &+ \theta_1 [v_{11}(0) \ 0 \ 0 \ v_{11}(3) \ 0] \end{aligned} \quad (14)$$

$$\begin{aligned} (\lambda + \hat{\mu} + \hat{\theta}) \mathbf{v}_{11} &= [\pi_{11} \ \pi_{11} \ 0 \ \pi_{11} \ 0] \\ &+ \lambda_{11} [v_{01}(0) \ 0 \ 0 \ v_{01}(3) \ 0] \\ &+ \lambda_{12} [v_{01}(0) \ v_{01}(0) \ 0 \ v_{01}(3) \ 0] \\ &+ \lambda_{21} [v_{10}(0) \ v_{10}(1) \ 0 \ 0 \ 0] \\ &+ \lambda_{22} [v_{10}(0) \ v_{10}(1) \ 0 \ v_{10}(0) \ 0] \\ &+ \mu_2 [v_{12}(3) \ v_{12}(1) \ 0 \ v_{21}(4) \ 0] \\ &+ \theta_2 [v_{12}(0) \ v_{12}(1) \ 0 \ v_{21}(4) \ 0] \\ &+ \mu_1 [v_{21}(1) \ v_{21}(2) \ 0 \ v_{21}(3) \ 0] \\ &+ \theta_1 [v_{21}(0) \ v_{21}(2) \ 0 \ v_{21}(3) \ 0] \end{aligned} \quad (15)$$

$$\begin{aligned} (\lambda + \hat{\mu} + \hat{\theta}) \mathbf{v}_{21} &= [\pi_{21} \ \pi_{21} \ \pi_{21} \ \pi_{21} \ 0] \\ &+ \lambda_{11} [v_{11}(0) \ v_{11}(1) \ 0 \ v_{11}(3) \ 0] \\ &+ \lambda_{12} [v_{11}(0) \ v_{11}(1) \ v_{11}(1) \ v_{11}(3) \ 0] \\ &+ \lambda_{11} [v_{21}(0) \ v_{21}(1) \ 0 \ v_{21}(3) \ 0] \\ &+ \lambda_{12} [v_{21}(0) \ v_{21}(1) \ v_{21}(1) \ v_{21}(3) \ 0] \\ &+ \lambda_{21} [v_{20}(0) \ v_{20}(1) \ v_{20}(2) \ 0 \ 0] \\ &+ \lambda_{22} [v_{20}(0) \ v_{20}(1) \ v_{20}(2) \ v_{20}(0) \ 0] \\ &+ \mu_2 [v_{22}(3) \ v_{22}(1) \ v_{22}(2) \ v_{22}(4) \ 0] \\ &+ \theta_2 [v_{22}(0) \ v_{22}(1) \ v_{22}(2) \ v_{22}(4) \ 0] \end{aligned} \quad (16)$$

$$\begin{aligned} (\lambda + \mu_2 + \theta_2) \mathbf{v}_{02} &= [\pi_{02} \ 0 \ 0 \ \pi_{02} \ \pi_{02}] \\ &+ \lambda_{21} [v_{01}(0) \ 0 \ 0 \ v_{01}(3) \ 0] \\ &+ \lambda_{22} [v_{01}(0) \ 0 \ 0 \ v_{01}(3) \ v_{01}(3)] \\ &+ \lambda_{21} [v_{02}(0) \ 0 \ 0 \ v_{02}(3) \ 0] \\ &+ \lambda_{22} [v_{02}(0) \ 0 \ 0 \ v_{02}(3) \ v_{02}(3)] \\ &+ \mu_1 [v_{12}(1) \ 0 \ 0 \ v_{12}(3) \ v_{12}(4)] \\ &+ \theta_1 [v_{12}(0) \ 0 \ 0 \ v_{12}(3) \ v_{12}(4)] \end{aligned} \quad (17)$$



$$\begin{aligned}
 (\lambda + \hat{\mu} + \hat{\theta})\mathbf{v}_{12} = & [\pi_{12} \ \pi_{12} \ 0 \ \pi_{12} \ \pi_{12}] \\
 & + \lambda_{11}[v_{11}(0) \ v_{11}(1) \ 0 \ v_{11}(3) \ 0] \\
 & + \lambda_{12}[v_{11}(0) \ v_{11}(1) \ 0v_{11}(3) \ v_{11}(3)] \\
 & + \lambda_{21}[v_{20}(0) \ v_{20}(1) \ v_{20}(2) \ 0 \ 0] \\
 & + \lambda_{22}[v_{20}(0) \ v_{20}(1) \ v_{20}(2) \ v_{20}(0) \ 0] \\
 & + \mu_1[v_{22}(1) \ v_{22}(2) \ 0 \ v_{22}(3) \ v_{22}(4)] \\
 & + \theta_1[v_{22}(0) \ v_{22}(2) \ 0 \ v_{22}(3) \ v_{22}(4)] \quad (18)
 \end{aligned}$$

$$\begin{aligned}
 (\lambda + \hat{\mu} + \hat{\theta})\mathbf{v}_{22} = & [\pi_{22} \ \pi_{22} \ \pi_{22} \ \pi_{22} \ \pi_{22}] \\
 & + \lambda_{11}[v_{12}(0) \ v_{12}(1) \ 0 \ v_{12}(3) \ v_{12}(4)] \\
 & + \lambda_{12}[v_{12}(0) \ v_{12}(1) \ v_{12}(1)v_{12}(3) \ v_{12}(4)] \\
 & + \lambda_{11}[v_{22}(0) \ v_{22}(1) \ 0 \ v_{22}(3) \ v_{22}(4)] \\
 & + \lambda_{12}[v_{22}(0) \ v_{22}(1) \ v_{22}(1)v_{22}(3) \ v_{22}(4)] \\
 & + \lambda_{21}[v_{21}(0) \ v_{21}(1) \ v_{21}(2) \ v_{21}(3) \ 0] \\
 & + \lambda_{22}[v_{21}(0) \ v_{21}(1) \ v_{21}(2) \ v_{21}(3) \ v_{21}(3)] \\
 & + \lambda_{21}[v_{22}(0) \ v_{22}(1) \ v_{22}(2) \ v_{22}(3) \ 0] \\
 & + \lambda_{22}[v_{22}(0) \ v_{22}(1) \ v_{22}(2) \ v_{22}(3) \ v_{22}(3)] \quad (19)
 \end{aligned}$$

From the above expression, if we remove the irrelevant variables, it results a system of 27 equations.

**Proposition 4.** *The average age of information of source  $i$  in the aforementioned system is given by  $\sum_{q \in \mathcal{Q}} v_q(0)$ , where  $v_q(0)$  is the solution of (11)-(19).*

3) *Age Comparison:* We compare the average age of information of the models of this section. We focus on the following three systems. First, we consider a M/M/1/3\* queue with arrival rate  $\lambda_1/2$  and  $\lambda_2/2$ , loss rate  $\theta/2$  and service rate  $\mu$ . The average age of information of this model is represented with a solid line. The second system we consider is a M/M/1/3\* queue with arrival rate  $\lambda_1$  and  $\lambda_2$ , loss rate  $\theta$  and service rate  $2\mu$ . The average age of information of this model is represented with a dotted line. We also consider a system with two parallel M/M/1/2\* queues, each of them with arrival rate  $\lambda_1/2$  and  $\lambda_2/2$ , loss rate  $\theta/2$  and service rate  $\mu$ . The average age of information of the latter model is represented with a dashed line. We aim to investigate which is the system with the smallest average age of information when  $\lambda_1$  varies. Thus, we have solved numerically the systems of equations of (7)-(10) and of (11)-(19). We set  $\mu = 1$  in these simulations. When we study the system with multiple sources, we consider that  $\lambda_2 = 10$  and when we consider losses in the updates in service, we set  $\theta = 10$ .

We first focus on the average age of information for a single source and when there are no losses. The evolution of the age of information of source  $i$  with respect to  $\lambda_1$  is represented in Figure 9. We observe that for the M/M/1/3\* queue with service rate  $2\mu$ , the average age of information coincides with that of the two parallel M/M/1/2\* queues when  $\lambda_1$  is very small and very large. Another interesting property of these simulations is that the average age of information of the M/M/1/3\* queue is not monotone, i.e., there is a threshold  $\lambda_0$  at which the age of information decreases if  $\lambda_1 < \lambda_0$  and increases otherwise.

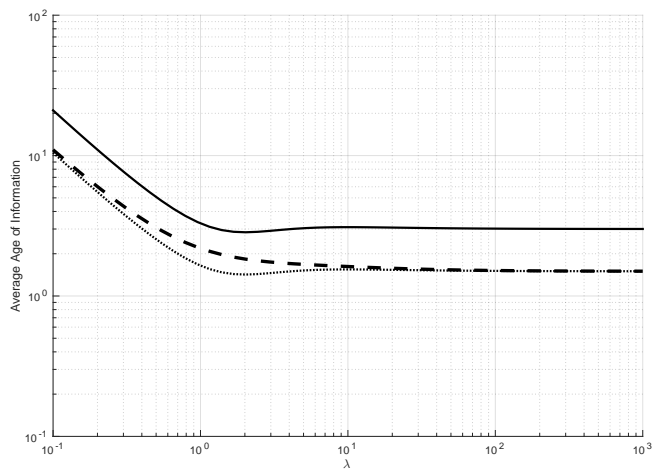


Fig. 9: Average Age of Information comparison when  $\lambda_1$  varies from 0.1 to  $10^3$  with a single source and without losses.

In Figure 10, we study the average age of information for a system with multiple sources and without losses. We see that the age of information of the two parallel M/M/1/2\* queues coincides with that of the M/M/1/3\* queue with half traffic when  $\lambda$  is small, whereas it coincides with that of the M/M/1/3\* queue with double service rate when  $\lambda$  is large.

We also study the average age of information with a single source and losses in Figure 11. For this case, the age of information of the system with two parallel M/M/1/2\* queues and of a M/M/1/3\* queue with double service rate coincide when  $\lambda_1$  is small and it is large.

Finally, in Figure 12, we show the average age of information for different values of  $\lambda_1$  when there are multiple sources and losses. This illustration presents that, depending on the value of  $\lambda_1$ , the age of information approaches that of a M/M/1/3\* with half arrival rate and half loss rate or that of a M/M/1/3\* with double service rate, as in Figure 12.

The main conclusion of these illustrations is that the M/M/1/3\* queue with double service rate is the optimal for the average age of information among the systems under consideration. Besides, we characterize the instances where the age of information of the two parallel server system coincides with the optimal age of information.

### C. Servers With Buffer Size $N > 1$

We now focus on the study of the average Age of Information in a system with  $K$  queues with buffer size  $N > 1$ . We notice that using the SHS method as we did above leads to the analysis of a Markov Chain with a number of states equal to  $K \cdot (N + 2)$ . This implies that the number of SHS transitions increases at a very high rate with the number of queues and with the buffer size. As a result, according to (1), the number of equations to be solved so as to obtain the Age of Information suffers the phenomenon called the curse of dimensionality. Thus, providing an analytical expression of the Age of Information of a source  $i$  in a system with an arbitrary routing system (with an arbitrary number of queues and an arbitrary buffer size) seems to be intractable using

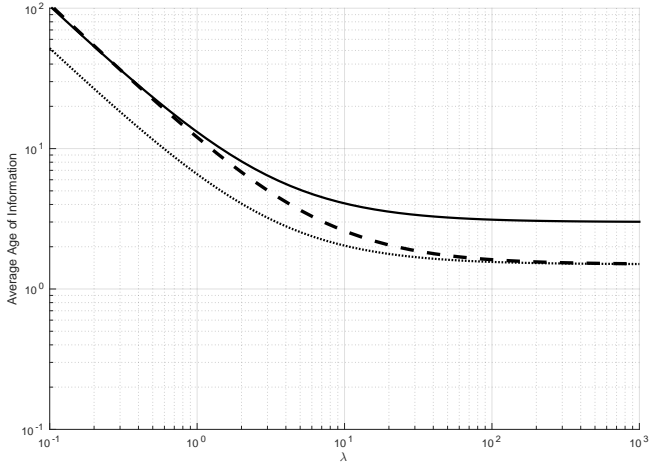


Fig. 10: Average Age of Information comparison when  $\lambda_1$  varies from 0.1 to  $10^3$  with multiple sources and without losses.

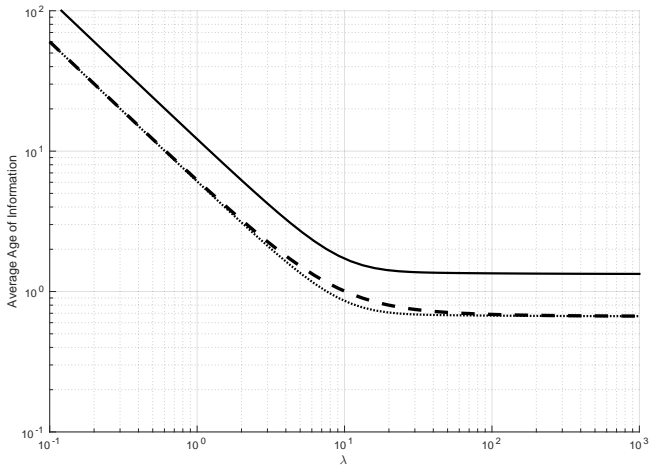


Fig. 11: Average Age of Information comparison when  $\lambda_1$  varies from 0.1 to  $10^3$  with a single source and losses.

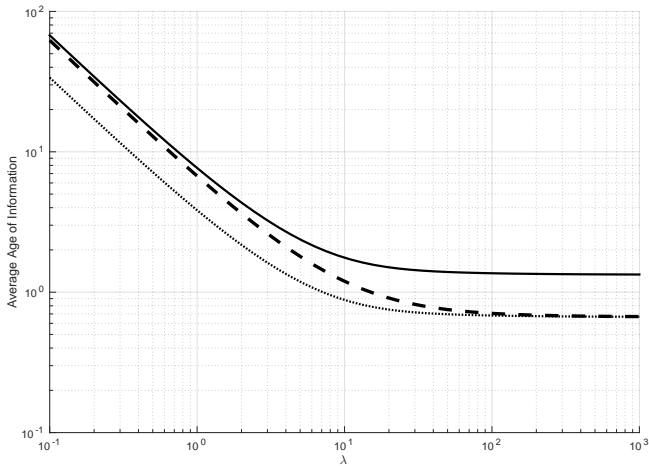


Fig. 12: Average Age of Information comparison when  $\lambda_1$  varies from 0.1 to  $10^3$  with multiple sources and losses.

the considered method. However, as we will see in the next section, it is possible to provide an upper-bound of the Age of Information.

#### IV. UPPER-BOUND ON THE AVERAGE AGE OF INFORMATION FOR AN ARBITRARY ROUTING SYSTEM

We study the average age of information of a system with  $K > 2$  parallel queues with  $N > 1$  buffer size. In this section, we provide an upper bound on the age of information using the SHS method in a system with a single and multiple sources.

We now explain the system we study here. We consider that the updates of source  $i$  and of the rest of the sources arrive to the queue  $j$  according to a Poisson process of rate  $\lambda_{1j}$  and  $\lambda_{2j}$  respectively. Hence,  $\lambda_1 = \sum_{j=1}^K \lambda_{1j}$  and  $\lambda_2 = \sum_{j=1}^K \lambda_{2j}$ . Besides, as before, the total incoming traffic to the system denoted by  $\lambda$ , i.e.,  $\lambda = \lambda_1 + \lambda_2$ . We assume that the service rate of jobs in queue  $j$  is exponentially distributed with rate  $\mu_j$ . In the following result, we provide an upper bound of the average age of information of the system under study here. The proof of this result is reported in Appendix A.

**Theorem 2.** *For the aforementioned system, the average age of information of source  $i$  is upper bounded by*

$$\frac{1}{\sum_{j=1}^K \mu_j} \left( 1 + KN + \sum_{j=1}^K \frac{\lambda_{j2} + \mu_j}{\lambda_{j1}} \right). \quad (20)$$

We now remark that, unlike in the previous section, we are not able to study the influence of the losses of the updates in service on the upper bound of the average of information we provide in Theorem 2. To see this, consider that the packet in service and the first update in the queue have the same age, say  $x_f$ ; this might occur since we are putting fake updates in the last position of the queue when a packet is served. Therefore, if the update that is getting service is lost and the server start serving an update with age  $x_f$  and, therefore, if this packet is delivered, the age of the monitor changes to  $x_f$ , i.e., the update is not lost for the monitor.

##### A. Tightness of the Upper bound

We now aim to explore if the upper bound on the average of information is tight for the systems we have studied in Section III. We consider  $\mu = 1$  and, when we analyze the age of information for multiple sources, we fix the arrival rate of the rest of the others to  $\lambda_2 = 10$ .

We first study in Figures 13-14, a system formed by 2 parallel queues with equal arrival rate and service rate, i.e.,  $K = 2$ ,  $N = 1$ ,  $\lambda_{11} = \lambda_{21} = \lambda_1/2$ ,  $\lambda_{12} = \lambda_{22} = \lambda_2/2$  and  $\mu_1 = \mu_2 = \mu$ . For this case, the upper bound of Theorem 2 results

$$\frac{1}{2\mu} \left( 3 + \frac{\lambda_2 + 2\mu}{\lambda_1} \right).$$

As we observe in Figure 13, the upper bound is tight when the arrival rate of source  $i$  is large enough, whereas in Figure 14, we show that it is always very close to the real age.

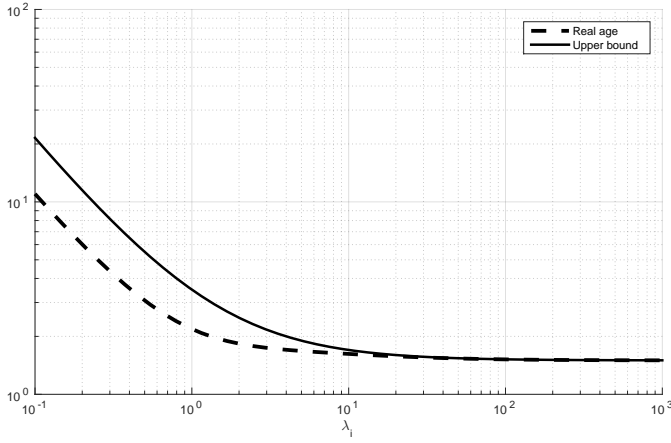


Fig. 13: Upper bound and real average age of information comparison when  $\lambda$  varies from 0.1 to  $10^3$  for two parallel M/M/1/2\* queues with a single source.

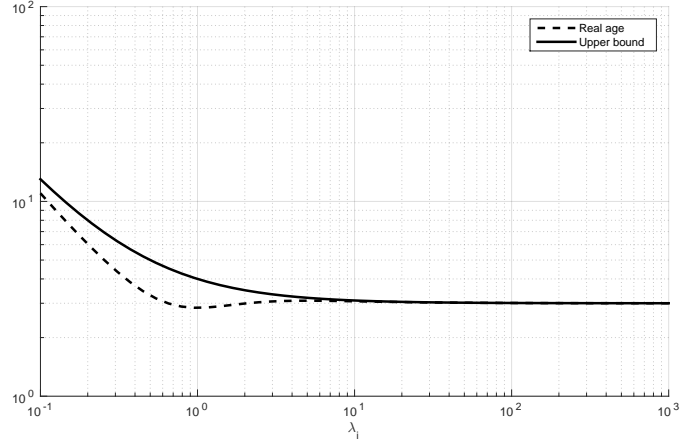


Fig. 15: Upper bound and real average age of information comparison when  $\lambda$  varies from 0.1 to  $10^3$  for one M/M/1/3\* queue with a single source.

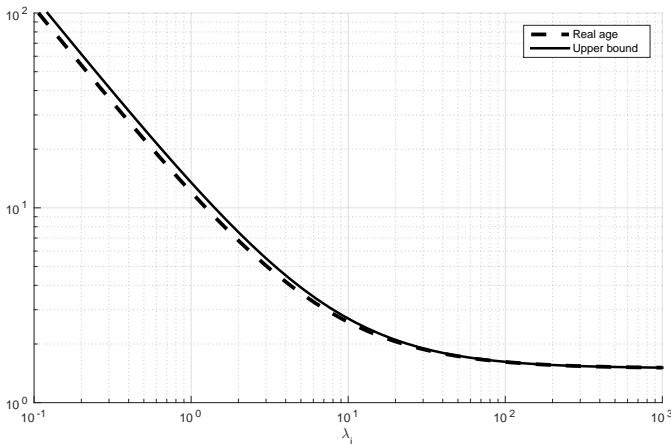


Fig. 14: Upper bound and real average age of information comparison when  $\lambda$  varies from 0.1 to  $10^3$  for two parallel M/M/1/2\* queues with multiple sources.

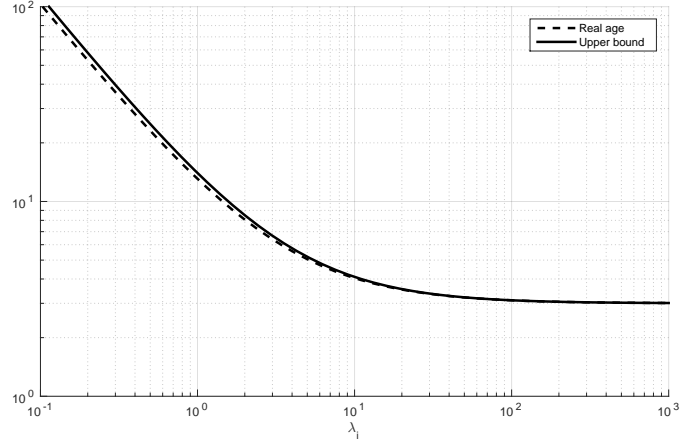


Fig. 16: Upper bound and real average age of information comparison when  $\lambda$  varies from 0.1 to  $10^3$  for one M/M/1/3\* queue with multiple source.

We also investigate a system formed by one M/M/1/2\* queue with arrival rate  $\lambda$  and service rate  $\mu$  in Figures 15-16. For this case, we have that  $K = 1$  and  $N = 2$  and, therefore, the upper bound of Theorem 2 is given by

$$\frac{1}{\mu} \left( 3 + \frac{\lambda_2 + \mu}{\lambda_1} \right).$$

As we see in Figure 15, the upper bound is tight when the arrival rate of source  $i$  is large enough and when it is small, whereas in Figure 16, we show that it is always very close to the real age.

### B. Age of Information Comparison with a Single Server

We now consider a system with a single source which is formed by  $K$  homogeneous queues without buffer, i.e.,  $\mu_j = \mu$  for all  $j = 1, \dots, K$ . According to the result of Theorem 2,

the average age of information of this system is upper bounded by

$$\frac{1}{K\mu} \left( 1 + \mu \sum_{j=1}^K \frac{1}{\lambda_j} \right). \quad (21)$$

We now aim to compare the above expression with the average age of information of a system that consists of a single server with preemption of jobs in service, arrival rate  $\lambda/K$  and service rate  $\mu$ , which according to Theorem 2a) of [20] it is given by

$$\frac{K}{\lambda} + \frac{1}{\mu}.$$

In the following result, we compare the above expressions.

**Proposition 5.** *Let  $K > 1$ . If  $\lambda_j = \lambda/K$  for all  $j$ , then*

$$\frac{K}{\lambda} + \frac{1}{\mu} > \frac{1}{K\mu} \left( 1 + \mu \sum_{j=1}^K \frac{1}{\lambda_j} \right).$$

*Proof.* First, we note that, when  $\lambda_j = \lambda/K$  for all  $j$ , we have that

$$\frac{1}{K\mu} \left( 1 + \mu \sum_{j=1}^K \frac{1}{\lambda_j} \right) = \frac{1}{K\mu} \left( 1 + \frac{\mu K^2}{\lambda} \right) = \frac{1}{K\mu} + \frac{K}{\lambda}.$$

Therefore, we aim to show that

$$\frac{1}{K\mu} + \frac{K}{\lambda} < \frac{1}{\mu} + \frac{K}{\lambda} \iff K > 1$$

And the desired result follows since the last expression is always true.  $\square$

An interesting result is derived from the above proposition. Indeed, when we consider a system formed by  $K$  parallel servers and each of them receives the same arrival rate, since the expression (21) provides an upper bound of the average age of information, this result implies that the average age of information of a single server with arrival rate  $\lambda/K$  is larger than that of the considered system.

### C. Age of Information Comparison with [21]

In Theorem 2 of [21], the author provides the following expression of the average age of information of a system with homogeneous parallel queues where the incoming jobs are always sent to the server with the oldest job:

$$\frac{1}{\mu} \left( \frac{1}{K} \prod_{i=1}^{K-1} \frac{\rho}{i + \rho} + \frac{1}{\rho} + \frac{1}{\rho} \sum_{l=1}^{K-1} \prod_{i=1}^l \frac{\rho}{i + \rho} \right). \quad (22)$$

We now notice that, in our model, the knowledge of the server with the oldest job is not considered. Therefore, one might expect that the average age of information is always smaller in the model of [21]. In the following result, we consider the regime where  $\lambda$  tends to infinity and we compare both models.

**Proposition 6.** *When  $\lambda \rightarrow \infty$ , we have that (22) and (20) tend to  $\frac{1}{K\mu}$ .*

*Proof.* The proof is straightforward from (22) and (20).  $\square$

From this result, we conclude that, when  $\lambda \rightarrow \infty$ , the improvement on the average age of information caused by the knowledge of the state of the servers is negligible.

## V. CONCLUSION

We study a status update in a system with parallel queues using the SHS method. We consider that no communication is given between servers and updates are sent to the queues following a fixed probability distribution. First, we compute the average Age of Information of two parallel M/M/1/1 queues, of one M/M/1/1 queue with half arrival rate and loss rate and also of one M/M/1/1 queue with double service rate. Then, we compute the average Age of Information of two parallel M/M/1/2 queues, of one M/M/1/3 queue with half arrival rate and loss rate and also of one M/M/1/3 queue with double service time. We conclude that the average Age of Information of the parallel queues system is always smaller than that of one queue with half arrival rate and loss rate and

can be as small as that of one queue with double service rate. We also study the average Age of Information of a system with an arbitrary number of heterogeneous M/M/1/(N+1) queues and we provide an upper bound of that is tight when there are multiple sources.

In this article, we have shown that some properties that are given in queueing theory do not hold for the Age of Information. For future work, it would be interesting to investigate if other properties of packets delay are related to the Age of Information in other models.

## REFERENCES

- [1] S. Kaul, M. Gruteser, V. Rai, and J. Kenney, "Minimizing age of information in vehicular networks," in *2011 8th Annual IEEE Communications Society Conference on Sensor, Mesh and Ad Hoc Communications and Networks*. IEEE, 2011, pp. 350–358.
- [2] S. Kaul, R. Yates, and M. Gruteser, "Real-time status: How often should one update?" in *2012 Proceedings IEEE INFOCOM*. IEEE, 2012, pp. 2731–2735.
- [3] C. Kam, S. Kompella, and A. Ephremides, "Effect of message transmission diversity on status age," in *2014 IEEE International Symposium on Information Theory*. IEEE, 2014, pp. 2411–2415.
- [4] C. Kam, S. Kompella, G. D. Nguyen, and A. Ephremides, "Effect of message transmission path diversity on status age," *IEEE Transactions on Information Theory*, vol. 62, no. 3, pp. 1360–1374, 2015.
- [5] A. M. Bedewy, Y. Sun, and N. B. Shroff, "The age of information in multihop networks," *IEEE/ACM Transactions on Networking*, vol. 27, no. 3, pp. 1248–1257, 2019.
- [6] —, "Age-optimal information updates in multihop networks," in *2017 IEEE International Symposium on Information Theory (ISIT)*. IEEE, 2017, pp. 576–580.
- [7] M. Costa, M. Codreanu, and A. Ephremides, "Age of information with packet management," in *2014 IEEE International Symposium on Information Theory*. IEEE, 2014, pp. 1583–1587.
- [8] R. Talak, S. Karaman, and E. Modiano, "Can determinacy minimize age of information?" *arXiv preprint arXiv:1810.04371*, 2018.
- [9] Y. Sun, E. Uysal-Biyikoglu, R. D. Yates, C. E. Koksal, and N. B. Shroff, "Update or wait: How to keep your data fresh," *IEEE Transactions on Information Theory*, vol. 63, no. 11, pp. 7492–7508, 2017.
- [10] A. Maatouk, S. Kriouile, M. Assaad, and A. Ephremides, "The age of incorrect information: A new performance metric for status updates," *arXiv preprint arXiv:1907.06604*, 2019.
- [11] Y.-P. Hsu, E. Modiano, and L. Duan, "Scheduling algorithms for minimizing age of information in wireless broadcast networks with random arrivals: The no-buffer case," *arXiv e-prints*, p. arXiv:1712.07419, 2017.
- [12] A. M. Bedewy, Y. Sun, S. Kompella, and N. B. Shroff, "Age-optimal sampling and transmission scheduling in multi-source systems," *arXiv e-prints*, p. arXiv:1812.09463, 2018.
- [13] I. Kadota, A. Sinha, E. Uysal-Biyikoglu, R. Singh, and E. Modiano, "Scheduling policies for minimizing age of information in broadcast wireless networks," *IEEE/ACM Transactions on Networking*, vol. 26, no. 6, pp. 2637–2650, 2018.
- [14] A. Maatouk, M. Assaad, and A. Ephremides, "Minimizing the age of information: Noma or oma?" in *in Proc. of Infocom AoI Workshop 2019*, *arXiv e-prints*, p. arXiv:1901.03020, 2019.
- [15] —, "Minimizing the age of information in a csma environment," in *in Proc of IEEE WiOPT*, *arXiv e-prints*, p. arXiv:1901.00481, 2019.
- [16] —, "On the age of information in a csma environment," *To appear in IEEE Transactions on Networking*, 2020.
- [17] A. Kosta, N. Pappas, V. Angelakis *et al.*, "Age of information: A new concept, metric, and tool," *Foundations and Trends® in Networking*, vol. 12, no. 3, pp. 162–259, 2017.
- [18] A. Maatouk, M. Assaad, and A. Ephremides, "The age of updates in a simple relay network," in *in Proc. of IEEE Information Theory Workshop (ITW)*, 2018.
- [19] Y. Sun, E. Uysal-Biyikoglu, and S. Kompella, "Age-optimal updates of multiple information flows," *arXiv e-prints*, p. arXiv:1801.02394, 2018.
- [20] R. D. Yates and S. K. Kaul, "The age of information: Real-time status updating by multiple sources," *IEEE Transactions on Information Theory*, vol. 65, no. 3, pp. 1807–1827, 2019.
- [21] R. D. Yates, "Status updates through networks of parallel servers," in *2018 IEEE International Symposium on Information Theory (ISIT)*, June 2018, pp. 2281–2285.

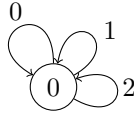


Fig. 17: The SHS Markov Chain for a system formed by  $K$  parallel  $M/M/1/(N+1)^*$  queues with multiple sources.

[22] J. P. Hespanha, "Modelling and analysis of stochastic hybrid systems," *IEEE Proceedings-Control Theory and Applications*, vol. 153, no. 5, pp. 520–535, 2006.

APPENDIX A  
PROOF OF THEOREM 2

We compute the average age of information of a system with  $K$  parallel  $M/M/1/(N+1)^*$  queues. Let  $M = N + 1$ . The continuous state is given by a vector of size  $1 + K * M$

$$\mathbf{x}(t) = [x_0(t) \ x_{11}(t) \ \dots \ x_{1M}(t) \ x_{21}(t) \ x_{K1}(t) \ \dots \ x_{KM}(t) ],$$

where  $x_0$  represents the current age and  $x_{jl}$  the age if the update in the position  $l - 1$  of the queue  $j$  is delivered. The discrete state is a Markov Chain with a single state. We note that, when an event (arrival or departure) occurs in queue  $j$ , the age of the updates in the rest of the queues is not modified. This allows us to focus on a queue  $j$  to illustrate the Markov Chain and the SHS transitions, which are presented respectively in Figure 17 and Table VI.

We now explain each transition  $l$ :

$l = 0$  There is an update of source  $i$  that arrives to queue  $j$ . For this case, the incoming update replaces the update in the last position of the queue and the age of the incoming update is set to zero.

$l = 1$  There is an update of other source that arrives to queue  $j$ . For this case, the incoming update replaces the update in the last position of the queue and the age of the incoming update is set to the same value as the age of penultimate update.

**Remark 3.** *If  $N = 0$ , the last update in the queue is an update that is in service. Therefore, when an update of other sources arrives to the system, the incoming update replaces the update in service and the age of the incoming update is set to the same value as that of the monitor.*

$l = 2$  The update in service in queue  $j$  is delivered and therefore the age of the monitor changes to  $x_{j1}$ . Besides, all the elements in the queue move a position ahead, which causes that the age of them changes from  $x_{j1}$  to  $x_{j2}$ , from  $x_{j2}$  to  $x_{j3}$ ,  $\dots$  and from  $x_{jN}$  to  $x_{jM}$ . Finally, in the last position of the queue, we put a fake update whose age is set to  $x_{jM}$ , that is, the age of the penultimate element in the queue.

We now explain briefly why the computation we perform here does not provide the average age of information, but an upper bound on it. Consider an interval of time where  $r > 1$

updates in queue  $j$  are delivered and no updates of source  $i$  arrives to this queue. For this case, the last  $r$  elements of the queue are fake updates. If after these  $r$  departures, an update of source  $i$  that arrives to the system should be in the position  $N - r + 1$  of the queue. However, using our technique, it is put in the last position of the queue, which causes that it must wait in the queue the service of  $N$  updates, instead of the service of  $N - r$  updates. This clearly implies that the computation we carry out here does not give the average age of information, but it provides an upper bound.

Since the Markov Chain is formed by a single state, the stationary distribution is trivial. We define the vector  $\mathbf{v} = [v_0 \ v_{11} \ v_{12} \ v_{1M} \ v_{21} \ \dots \ v_{K1} \ \dots \ v_{KM}]$  and also  $\mathbf{b}$  as the vector of size  $1 + K * M$  with all ones. From the result of Theorem 4 of [20] and the above reasoning, we know that an upper bound of the age of information is given by  $v_0$ , that is, the first coordinate of the vector  $\mathbf{v}$ .

In the remainder of the proof, we present the system of equations that  $\mathbf{v}$  satisfies and solve it. We first present the equation of the first coordinate of  $\mathbf{v}$ :

$$\sum_{j=1}^K (\lambda_{j1} + \lambda_{j2} + \mu_j) v_0 = 1 + \sum_{j=1}^K ((\lambda_{j1} + \lambda_{j2}) v_0 + \mu_j v_{j1}),$$

which can be alternatively written as

$$v_0 \sum_{j=1}^K \mu_j = 1 + \mu_j v_{j1}. \quad (23)$$

Let  $l' = l + 1$ . We now present that, for all  $j = 1, \dots, K$  and all  $l = 1, \dots, M$ , the following equation is satisfied:

$$\begin{aligned} \sum_{m=1}^K (\lambda_{m1} + \lambda_{m2} + \mu_m) v_{ml} &= \\ 1 + \sum_{m \neq j} (\lambda_{m1} + \lambda_{m2} + \mu_m) v_{ml} + (\lambda_{j1} + \lambda_{j2}) v_{jl} + \mu_j v_{jl} & \\ \iff \mu_j v_{jl} = 1 + \mu_j v_{jl} & \end{aligned} \quad (24)$$

Using recursively the last expression for  $l$  equal to 1 to  $N$ , we get that

$$\mu_j v_{j1} = N - 1 + \mu_j v_{jN}. \quad (25)$$

We now focus on the last position of queue  $j$  and the equation that must satisfy is the following:

$$\begin{aligned} \sum_{m=1}^K (\lambda_{m1} + \lambda_{m2} + \mu_m) v_{mM} &= \\ 1 + \sum_{m \neq j} (\lambda_{m1} + \lambda_{m2} + \mu_m) v_{mM} + \lambda_{j2} v_{jM} + \mu_j v_{jM} & \\ \iff (\lambda_{j1} + \lambda_{j2}) v_{jM} = 1 + \lambda_{j2} v_{jN} & \end{aligned}$$

Besides, from (24), for  $l=N$ , we have that

$$\mu_j v_{jN} = 1 + \mu_j v_{jM}.$$

Using the last two expressions, we get that

$$\begin{aligned} \mu_j v_{jN} &= 1 + \mu_j v_{jM} \\ &= 1 + \mu_j \frac{1 + \lambda_{j2} v_{jN}}{\lambda_{j1} + \lambda_{j2}} \end{aligned}$$

$l$	$\lambda^l$	$x$	$x' = xA_l$	$\bar{v}_{q_l} A_l$
0	$\lambda_{j1}$	$[x_0 \dots x_{j1} \dots x_{jN} x_{jM} \dots]$	$[x_0 \dots x_{j1} \dots x_{jN} 0 \dots]$	$[v_0 \dots v_{j1} \dots v_{jN} 0 \dots]$
1	$\lambda_{j2}$	$[x_0 \dots x_{j1} \dots x_{jN} x_{jM} \dots]$	$[x_0 \dots x_{j1} \dots x_{jN} x_{jN} \dots]$	$[v_0 \dots v_{j1} \dots v_{jN} v_{jN} \dots]$
2	$\mu$	$[x_0 \dots x_{j1} \dots x_{jN} x_{jM} \dots]$	$[x_{j1} \dots x_{j2} \dots x_{jM} x_{jM} \dots]$	$[v_0 \dots v_{j1} \dots v_{jN} v_{jN} \dots]$

TABLE VI: Table of SHS transitions of Figure 17.

The last expression is equivalent to the following one:

$$\begin{aligned} \mu_j v_{jN} \left( 1 - \frac{\lambda_{j2}}{\lambda_{j1} + \lambda_{j2}} \right) &= 1 + \frac{\mu_j}{\lambda_{j1} + \lambda_{j2}} \iff \\ \mu_j v_{jN} \left( \frac{\lambda_{j1}}{\lambda_{j1} + \lambda_{j2}} \right) &= \frac{\lambda_{j1} + \lambda_{j2} + \mu_j}{\lambda_{j1} + \lambda_{j2}} \iff \\ \mu_j v_{jN} \lambda_{j1} &= \lambda_{j1} + \lambda_{j2} + \mu_j \iff \\ \mu_j v_{jN} &= 1 + \frac{\lambda_{j2} + \mu_j}{\lambda_{j1}}. \end{aligned}$$

And using the last expression with (25) and (23), the desired result follows.

#### APPENDIX B

#### TABLE OF TRANSITIONS OF FIGURE 8

$l$	$q_l \rightarrow q_{l'}$	$\lambda^l$	$x' = xA_l$	$\bar{v}_{q_l} A_l$
0	00 $\rightarrow$ 01	$\lambda_{21}$	$[x_0 \ 0 \ 0 \ 0 \ 0]$	$[v_{00}(0) \ 0 \ 0 \ 0 \ 0]$
		$\lambda_{22}$	$[x_0 \ 0 \ 0 \ x_0 \ 0]$	$[v_{00}(0) \ 0 \ 0 \ v_{00}(0) \ 0]$
1	01 $\rightarrow$ 00	$\mu_2$	$[x_{21} \ 0 \ 0 \ 0 \ 0]$	$[v_{01}(3) \ 0 \ 0 \ 0 \ 0]$
		$\theta_2$	$[x_0 \ 0 \ 0 \ 0 \ 0]$	$[v_{01}(0) \ 0 \ 0 \ 0 \ 0]$
2	01 $\rightarrow$ 02	$\lambda_{21}$	$[x_0 \ 0 \ 0 \ x_{21} \ 0]$	$[v_{01}(0) \ 0 \ 0 \ 0 \ 0]$
		$\lambda_{22}$	$[x_0 \ 0 \ 0 \ x_{21} \ x_{21}]$	$[v_{01}(0) \ 0 \ 0 \ v_{00}(0) \ 0]$
3	02 $\rightarrow$ 01	$\mu_2$	$[x_{21} \ 0 \ 0 \ x_{22} \ 0]$	$[v_{02}(3) \ 0 \ 0 \ v_{02}(4) \ 0]$
		$\theta_2$	$[x_0 \ 0 \ 0 \ x_{22} \ 0]$	$[v_{02}(0) \ 0 \ 0 \ v_{02}(4) \ 0]$
4	02 $\rightarrow$ 02	$\lambda_{21}$	$[x_0 \ 0 \ 0 \ x_{21} \ 0]$	$[v_{02}(0) \ 0 \ 0 \ v_{02}(3) \ 0]$
		$\lambda_{22}$	$[x_0 \ 0 \ 0 \ x_{21} \ x_{21}]$	$[v_{02}(0) \ 0 \ 0 \ v_{02}(3) \ v_{02}(3)]$
5	00 $\rightarrow$ 10	$\lambda_{12}$	$[x_0 \ 0 \ 0 \ 0 \ 0]$	$[v_{00}(0) \ 0 \ 0 \ 0 \ 0]$
		$\lambda_{12}$	$[x_0 \ x_0 \ 0 \ 0 \ 0]$	$[v_{00}(0) \ v_{00}(0) \ 0 \ 0 \ 0 \ 0]$
6	10 $\rightarrow$ 00	$\mu_1$	$[x_{12} \ 0 \ 0 \ 0 \ 0]$	$[v_{01}(1) \ 0 \ 0 \ 0 \ 0]$
		$\theta_1$	$[x_0 \ 0 \ 0 \ 0 \ 0]$	$[v_{01}(0) \ 0 \ 0 \ 0 \ 0]$
7	01 $\rightarrow$ 11	$\lambda_{12}$	$[x_0 \ 0 \ 0 \ x_{21} \ 0]$	$[v_{01}(0) \ 0 \ 0 \ v_{01}(3) \ 0]$
		$\lambda_{22}$	$[x_0 \ x_0 \ 0 \ x_{21} \ 0]$	$[v_{01}(0) \ v_{01}(0) \ 0 \ 0 \ v_{01}(3) \ 0]$
8	11 $\rightarrow$ 01	$\mu_1$	$[x_{11} \ 0 \ 0 \ x_{21} \ 0]$	$[v_{11}(1) \ 0 \ 0 \ v_{11}(3) \ 0]$
		$\theta_1$	$[x_0 \ 0 \ 0 \ x_{21} \ 0]$	$[v_{11}(0) \ 0 \ 0 \ v_{11}(3) \ 0]$
9	02 $\rightarrow$ 12	$\lambda_{12}$	$[x_0 \ 0 \ 0 \ x_{21} \ x_{22}]$	$[v_{02}(0) \ 0 \ 0 \ v_{02}(3) \ v_{02}(4)]$
		$\lambda_{22}$	$[x_0 \ x_0 \ 0 \ x_{21} \ x_{22}]$	$[v_{02}(0) \ v_{02}(0) \ 0 \ 0 \ v_{02}(3) \ v_{02}(4)]$
10	12 $\rightarrow$ 02	$\mu_1$	$[x_{11} \ 0 \ 0 \ x_{21} \ x_{22}]$	$[v_{12}(1) \ 0 \ 0 \ v_{12}(3) \ v_{12}(4)]$
		$\theta_1$	$[x_0 \ 0 \ 0 \ x_{21} \ x_{22}]$	$[v_{12}(0) \ 0 \ 0 \ v_{12}(3) \ v_{12}(4)]$
11	10 $\rightarrow$ 11	$\lambda_{21}$	$[x_0 \ x_{11} \ 0 \ 0 \ 0]$	$[v_{10}(0) \ v_{10}(1) \ 0 \ 0 \ 0]$
		$\lambda_{22}$	$[x_0 \ x_{11} \ 0 \ x_0 \ 0]$	$[v_{10}(0) \ v_{10}(1) \ 0 \ v_{10}(0) \ 0]$
12	11 $\rightarrow$ 10	$\mu_2$	$[x_{21} \ x_{11} \ 0 \ 0 \ 0]$	$[v_{11}(3) \ v_{11}(1) \ 0 \ 0 \ 0]$
		$\theta_2$	$[x_0 \ x_{11} \ 0 \ 0 \ 0]$	$[v_{11}(0) \ v_{11}(1) \ 0 \ 0 \ 0]$
13	11 $\rightarrow$ 12	$\lambda_{21}$	$[x_0 \ x_{11} \ 0 \ x_{21} \ 0]$	$[v_{11}(0) \ v_{11}(1) \ 0 \ v_{11}(3) \ 0]$
		$\lambda_{22}$	$[x_0 \ x_{11} \ 0 \ x_{21} \ x_{21}]$	$[v_{11}(0) \ v_{11}(1) \ 0 \ v_{11}(3) \ v_{11}(3)]$
14	12 $\rightarrow$ 11	$\mu_2$	$[x_{21} \ 0 \ 0 \ x_{22} \ 0]$	$[v_{12}(3) \ 0 \ 0 \ v_{12}(4) \ 0]$
		$\theta_2$	$[x_0 \ 0 \ 0 \ x_{22} \ 0]$	$[v_{12}(0) \ 0 \ 0 \ v_{12}(4) \ 0]$
15	12 $\rightarrow$ 12	$\lambda_{21}$	$[x_0 \ x_{11} \ 0 \ x_{21} \ 0]$	$[v_{12}(0) \ v_{12}(1) \ 0 \ v_{12}(3) \ 0]$
		$\lambda_{22}$	$[x_0 \ x_{11} \ 0 \ x_{21} \ x_{21}]$	$[v_{12}(0) \ v_{12}(1) \ 0 \ v_{12}(3) \ v_{12}(3)]$
16	10 $\rightarrow$ 20	$\lambda_{12}$	$[x_0 \ x_{11} \ 0 \ 0 \ 0]$	$[v_{10}(0) \ x_{10}(1) \ 0 \ 0 \ 0]$
		$\lambda_{12}$	$[x_0 \ x_{11} \ x_{11} \ 0 \ 0]$	$[v_{10}(0) \ v_{10}(1) \ v_{10}(1) \ 0 \ 0 \ 0]$
17	20 $\rightarrow$ 10	$\mu_1$	$[x_{12} \ x_{22} \ 0 \ 0 \ 0]$	$[v_{20}(1) \ v_{20}(2) \ 0 \ 0 \ 0]$
		$\theta_1$	$[x_0 \ x_{22} \ 0 \ 0 \ 0]$	$[v_{20}(0) \ x_{20}(2) \ 0 \ 0 \ 0]$
18	11 $\rightarrow$ 21	$\lambda_{11}$	$[x_0 \ x_{11} \ 0 \ x_{21} \ 0]$	$[v_{11}(0) \ v_{11}(1) \ 0 \ v_{11}(3) \ 0]$
		$\lambda_{12}$	$[x_0 \ x_{11} \ x_{11} \ x_{21} \ 0]$	$[v_{11}(0) \ v_{11}(1) \ v_{11}(1) \ v_{11}(3) \ 0]$
19	21 $\rightarrow$ 11	$\mu_1$	$[x_{11} \ x_{12} \ 0 \ x_{21} \ 0]$	$[v_{21}(1) \ v_{21}(2) \ 0 \ v_{21}(3) \ 0]$
		$\theta_1$	$[x_0 \ x_{12} \ 0 \ x_{21} \ 0]$	$[v_{21}(0) \ v_{21}(2) \ 0 \ v_{11}(3) \ 0]$
20	12 $\rightarrow$ 22	$\lambda_{11}$	$[x_0 \ x_{11} \ 0 \ x_{21} \ x_{22}]$	$[v_{12}(0) \ v_{12}(1) \ 0 \ v_{12}(3) \ v_{12}(4)]$
		$\lambda_{12}$	$[x_0 \ x_{11} \ 0 \ x_{21} \ x_{22}]$	$[v_{12}(0) \ v_{12}(1) \ v_{12}(1) \ v_{12}(3) \ v_{12}(4)]$
21	22 $\rightarrow$ 12	$\mu_1$	$[x_{11} \ x_{12} \ 0 \ x_{21} \ x_{22}]$	$[v_{22}(1) \ v_{22}(2) \ 0 \ v_{22}(3) \ v_{12}(4)]$
		$\theta_1$	$[x_0 \ 0 \ 0 \ x_{21} \ x_{22}]$	$[v_{22}(0) \ v_{22}(2) \ 0 \ v_{22}(3) \ v_{22}(4)]$
22	20 $\rightarrow$ 20	$\lambda_{11}$	$[x_0 \ x_{11} \ 0 \ 0 \ 0]$	$[v_{20}(0) \ v_{20}(1) \ 0 \ 0 \ 0]$
		$\lambda_{12}$	$[x_0 \ x_{11} \ x_{11} \ x_{21} \ 0]$	$[v_{22}(0) \ v_{20}(1) \ v_{20}(1) \ 0 \ 0 \ 0]$
23	20 $\rightarrow$ 21	$\lambda_{21}$	$[x_0 \ x_{11} \ x_{12} \ 0 \ 0]$	$[v_{20}(0) \ v_{20}(1) \ v_{20}(2) \ 0 \ 0]$
		$\lambda_{22}$	$[x_0 \ x_{11} \ x_{12} \ x_0 \ 0]$	$[v_{20}(0) \ v_{20}(1) \ v_{20}(2) \ v_{20}(0) \ 0]$
24	21 $\rightarrow$ 20	$\mu_2$	$[x_{21} \ x_{11} \ x_{12} \ 0 \ 0]$	$[v_{21}(3) \ v_{21}(1) \ v_{21}(2) \ 0 \ 0]$
		$\theta_2$	$[x_0 \ x_{11} \ x_{12} \ 0 \ 0]$	$[v_{21}(0) \ v_{21}(1) \ v_{21}(2) \ 0 \ 0]$
25	21 $\rightarrow$ 21	$\lambda_{11}$	$[x_0 \ x_{11} \ 0 \ x_{21} \ 0]$	$[v_{21}(0) \ v_{21}(1) \ 0 \ v_{21}(3) \ 0]$
		$\lambda_{12}$	$[x_0 \ x_{11} \ x_{11} \ x_{21} \ 0]$	$[v_{21}(0) \ v_{21}(1) \ v_{21}(1) \ v_{21}(3) \ 0]$
26	21 $\rightarrow$ 22	$\lambda_{21}$	$[x_0 \ x_{11} \ x_{12} \ x_{21} \ 0]$	$[v_{21}(0) \ v_{21}(1) \ v_{21}(2) \ x_{21}(3) \ 0]$
		$\lambda_{22}$	$[x_0 \ x_{11} \ x_{12} \ x_{21} \ x_{21}]$	$[v_{21}(0) \ v_{21}(1) \ v_{21}(2) \ v_{21}(3) \ v_{21}(3)]$
27	22 $\rightarrow$ 21	$\mu_2$	$[x_{21} \ x_{11} \ x_{12} \ x_{21} \ 0]$	$[v_{22}(3) \ v_{22}(1) \ v_{22}(2) \ x_{22}(4) \ 0]$
		$\theta_2$	$[x_0 \ x_{11} \ x_{12} \ x_{21} \ 0]$	$[v_{22}(0) \ v_{22}(1) \ v_{22}(2) \ v_{22}(4) \ 0]$
28	22 $\rightarrow$ 22	$\lambda_{11}$	$[x_0 \ x_{11} \ 0 \ x_{21} \ x_{22}]$	$[v_{22}(0) \ v_{22}(1) \ 0 \ v_{22}(3) \ v_{22}(4)]$
		$\lambda_{12}$	$[x_0 \ x_{11} \ x_{11} \ x_{21} \ x_{22}]$	$[v_{22}(0) \ v_{22}(1) \ v_{22}(1) \ v_{22}(3) \ v_{22}(4)]$
29	22 $\rightarrow$ 22	$\lambda_{21}$	$[x_0 \ x_{11} \ x_{12} \ x_{21} \ 0]$	$[v_{22}(0) \ v_{22}(1) \ v_{22}(2) \ v_{22}(3) \ 0]$
		$\lambda_{22}$	$[x_0 \ x_{11} \ x_{12} \ x_{21} \ x_{21}]$	$[v_{22}(0) \ v_{22}(1) \ v_{22}(2) \ v_{22}(3) \ v_{22}(3)]$

TABLE VII: Table of transitions of Figure 8.