

Molecular alignment echoes probe collision-induced rotational-speed changes

J.-M. Hartmann^{1#}, J. Ma^{2,3}, T. Delahaye¹, F. Billard², E. Hertz²,
J. Wu^{3,4}, B. Lavorel², C. Boulet⁵, O. Faucher^{2*}

¹Laboratoire de Météorologie Dynamique/IPSL, CNRS, Ecole polytechnique, Institut polytechnique de Paris, Sorbonne Université, Ecole Normale Supérieure, PSL Research University, F-91128 Palaiseau, France.

²Laboratoire Interdisciplinaire CARNOT de Bourgogne,
UMR 6303 CNRS-Université de Bourgogne Franche-Comté, BP 47870, 21078 Dijon, France.

³State Key Laboratory of Precision Spectroscopy, East China Normal University, Shanghai 200062, China

⁴Collaborative Innovation Center of Extreme Optics, Shanxi University, Taiyuan, Shanxi 030006, China

⁵Université Paris-Saclay, CNRS, Institut des Sciences Moléculaires d'Orsay, 91405, Orsay, France.

Abstract: We show that the decays with pressure of the alignment echoes induced in N₂O-He gas mixtures by two laser pulses with various delays bring detailed information on collision-induced changes of the rotational speed. Measurements and calculations demonstrate that collisions reduce the echo amplitude all the more efficiently when the echo appears late. We quantitatively explain this behavior by the filamentation of the classical rotational phase space induced by the first pulse and the progressive narrowing of the filaments with time. The variation of the echo decay thus reflects the ability of collisions to change the molecules' rotational speed by various amounts, enabling refined tests of models for the dissipation induced by intermolecular forces.

PACS numbers: 45.50.-j, 37.10.Vz, 42.50.Md

I. INTRODUCTION

In gas media, intermolecular collisions modify the rotational and translational motions of molecules. These processes are of fundamental interest and must be properly modeled for practical applications. Indeed, in gases at equilibrium, molecule-molecule and -atom interactions largely govern the shape of molecular spectra [1] and the energy and mass transports [2,3], for instance. When the system has been perturbed by an external interaction, the return to equilibrium often follows channels enabled by collisions [2].

Many works have studied collisional effects in the frequency domain through their consequences on the shape of light-absorption and -scattering spectra [1,4]. The influences of intermolecular forces in gases have also been investigated in the time domain through the decay of the molecular-axis alignment/orientation induced by an electromagnetic pulse (e.g. [5-12]) and, recently, by using the echo following the excitation of the system by two laser kicks [13,14]. However, these studies provide averaged information with little detail on intermolecular interactions. For instance, the pressure broadening of anisotropic Raman lines or the decay of alignment revivals (which are, through a Fourier transform, equivalent [6]) only tell how fast collisions change the rotational motion, with no information on the respective contributions of dephasing, changing of the rotational speed or of the angular momentum orientation. The "transient" and "permanent" components of alignment signals provide more insight as they tell at which (different) time scales relaxation affects the modulus and orientation of

the rotational angular momentum [7,8,10,15]. However, again, no information is provided on how efficient are collisions in modifying the rotational energy by a given amount. The way to overcome these limitations was, up to now, to carry joined time and spectral domains (double resonance) experiments [16,17]. One can, for instance, depopulate a rotational level by a resonant pulse and then probe the evolutions of other levels populations using the time and spectral dependences of the absorption spectrum. Such measurements can provide state-to-state relaxation rates, but they are complicated to carry. Furthermore, disentangling the contributions of the various collisional channels requires the use of a model.

This Letter gives the first experimental and theoretical demonstrations that alignment echoes enable detailed investigations of the collision-induced changes of molecular rotation. These echoes in the alignment of molecular axes after non-adiabatic excitations by two successive non-resonant and linearly-polarized laser pulses were first evidenced in low pressure CO₂ [18]. Some of the molecules are first aligned by a short and intense pulse (P₁) thanks to the anisotropy of the molecular polarizability. This results in a peak in the alignment factor $\langle \cos^2(\theta) \rangle(t)$, where θ is the angle between the molecule axis and the laser polarization, which vanishes quickly due to dephasing. A second pulse (P₂), applied τ_{12} later, induces a rephasing creating an echo in the alignment factor at $t = 2\tau_{12}$ after P₁ (e.g. Fig. 1a).

Further investigations, still carried at pressures for which collisional effects are negligible at the investigated time scales, revealed the existence of fractional, imaginary, and rotated echoes [14,19-21]. The collisional dissipation of echoes was studied later [13,14], by varying the delay τ_{12} for fixed gas densities. A pressure-induced decay time constant was obtained from the decrease, with increasing τ_{12} , of the echo amplitude. Ref. [14] demonstrated the interest of this approach under high-pressure for which the alignment revivals have vanished and cannot be used to probe the collisional dynamics. However, such experiments provide a single time constant reflecting the influence of all types of rotation-changing collisions throughout the time window of observation. The echoes were revisited very recently from a *much richer* point of view, by studying the decay of their amplitudes with increasing pressure for fixed delays τ_{12} [22]. This provided the evolution, with τ_{12} , of the echo dissipation, showing that the efficiency of collisions in damping the echo significantly varies with time at the early stage of the relaxation process. Associated quantum theoretical calculations evidenced the breakdown of the widely used "secular approximation" at short times.

We here reanalyze the experimental results of Ref. [22] with a *completely* different approach, using a classical instead of a quantum model. This reveals that the variation of the echo pressure-induced decay with its time of appearance reflects the ability of collisions to change the rotational speed by various amounts. We also show that rotational alignment echoes are some kind of bridge between the quantum and classical worlds.

II. EXPERIMENTS

The experimental set-up, the procedures used for the measurements and their analysis, and the results used below have been presented in Ref. [22]. Two femtosecond laser pulses were applied, separated by various delays τ_{12} , and the alignment factor was recorded for N₂O(4%)+He(96%) gas mixtures at room temperature and several pressures. The variation, with the density d , of the measured density-normalized amplitude $S(d, \tau_{12})$ (see Fig. 1b) of each echo was fitted by $S(d, \tau_{12}) = A(\tau_{12}) \exp[-d/d_0(\tau_{12})]$. A density-normalized time constant (in ps.amagat, 1 amagat corresponding to $2.69 \cdot 10^{25}$ molec/m³) was then defined by $\tau_E(\tau_{12}) = 2\tau_{12}d_0(\tau_{12})$, which accounts for the fact that the echo appears at $t = 2\tau_{12}$ after the time origin defined by P₁.

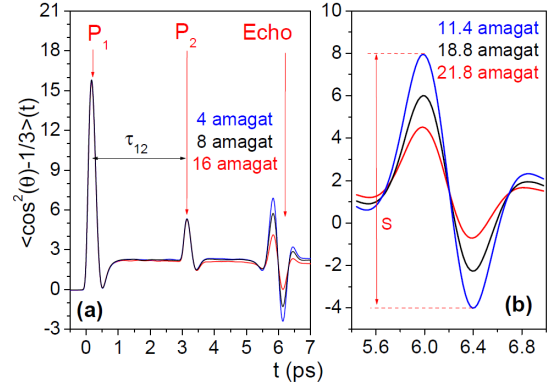


Fig. 1: Alignment factors for N₂O diluted in He at various densities. (a) Computed values for $\tau_{12} = 3.0$ ps. (b) Measured values for $\tau_{12} = 3.1$ ps.

III. CALCULATIONS

Classical Molecular Dynamics Simulations (CMDS) were carried for N₂O diluted in He gas, as described in [14,15]. Many molecules and atoms were treated using periodic boundary conditions, nearest neighbors' spheres, and the Verlet algorithm [23]. After initializations of the center of mass position $\vec{q}_m(t=0)$ and velocity $\vec{v}_m(t=0)$, and of the axis orientation $\vec{u}_m(t=0)$ and angular speed $\vec{\omega}_m(t=0)$ of each particle m , these quantities were propagated in time using the equations of *classical* mechanics. The force $\vec{F}_m(t)$ and torque $\vec{\tau}_m(t)$ applied to each molecule (or atom) by its neighbors and the laser pulses were computed from knowledge of the positions and orientations of all particles. $\vec{q}_m(t+dt)$, $\vec{v}_m(t+dt)$, $\vec{u}_m(t+dt)$, and $\vec{\omega}_m(t+dt)$ were then obtained from $\vec{F}_m(t)$, $\vec{\tau}_m(t)$, $\vec{q}_m(t)$, $\vec{v}_m(t)$, $\vec{u}_m(t)$, and $\vec{\omega}_m(t)$. In order to simulate molecules infinitely diluted in He while keeping computer time reasonable, 50% N₂O + 50% He mixture were treated by only taking N₂O-He forces into account with the accurate potential of Ref. [24]. The laser pulses characteristics were set to those of the experiments (Gaussian time-envelop with a 100 fs FWHM and peak intensities around 20 TW/cm²) and the N₂O anisotropic polarizability $\Delta\alpha = 19.8$ a.u. [25] was used. The molecules were treated as rigid rotors, and the requantization procedure introduced in [15] was eventually applied, in which the rotational angular speed is changed, at properly chosen times, to match the closest quantum value. These requantized CMDS (rCMDS) and the purely classical CMDS enabled to calculate the alignment factor $\langle \cos^2 \theta(t) \rangle$ for several densities (Fig. 1a). The density-normalized time constant $\tau_E(\tau_{12})$ of the echo decay was then determined from the predicted alignments as done with the experimental

ones (Sec. II and [22]). Note that the interest of (r)CMDS has been demonstrated for various laser-induced alignment features in different gases [11,12,14,19,20,26,27].

IV. RESULTS

The experimental and predicted values of $\tau_E(\tau_{12})$ are displayed in Fig. 2. As pointed out previously [22], the echo decay, which is relatively slow at short delays, becomes faster as the delay increases before a plateau is reached around $2\tau_{12} \approx 10$ ps. This is well reproduced by the rCMDS despite a predicted plateau slightly lower and reached a little later than in the experiments. Concerning the CMDS, they also lead to very satisfactory predictions before about 10 ps but do not predict any plateau. This, which is discussed later, comes from the fact they enable filament widths (and rotational speed changes) to become smaller than the quantum limit \hbar/I .

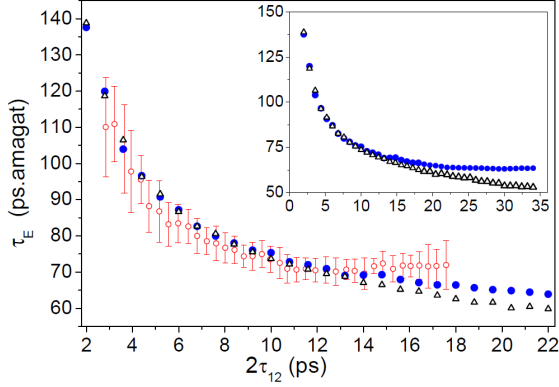


Fig. 2: Density-normalized decay time constants of the echoes $\tau_E(\tau_{12})$ for N_2O diluted in He at 295 K obtained from measured (red open circles [22]), CMDS- (black open triangles) and rCMDS-computed (blue full circles) alignment factors for various densities and fixed delays.

V. DISCUSSION

Recall that the alignment echo created at $t=2\tau_{12}$ by laser kicks at $t=0$ and $t=\tau_{12}$ is a classical phenomenon [18], contrary to the revivals (see Supplementary Material [28]). It results from the fact that the first pulse, by changing the molecule rotational speed according to its orientation, induces [18] a progressive filamentation of the (ω, θ) rotational phase space. This phenomenon, explained using a 2D model in [18,19], is shown in Fig. 3 and in the Supplementary Movie [29] (both obtained from 3D CMDS for N_2O gas under collision-free conditions).

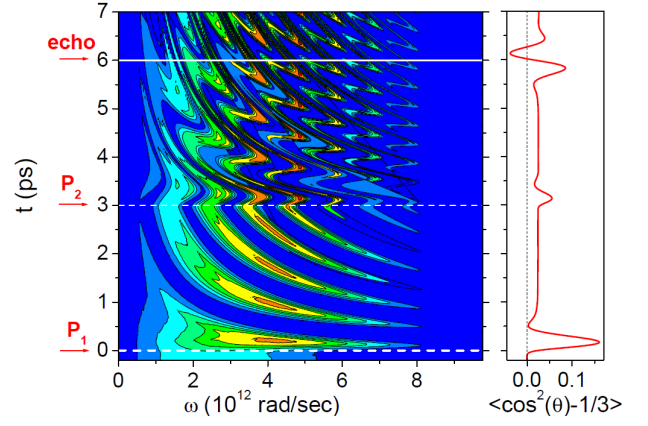


Fig. 3: Time-dependent CMDS-predictions for collision free N_2O gas excited by laser pulses at $t=0$ and $t=3$ ps. Left: relative number of N_2O molecules (from blue to red with increasing probability), having an angular velocity ω and whose axis makes an angle $\theta=0^\circ$ with the lasers polarization. Right: Alignment factor.

As shown by Fig. 4, the number $n(t)$ of filaments increases linearly with time after the pulse, while their mean width $\Delta\omega_{FWHM}(t)$ and the average distance $\Delta\omega_p(t)$ between their peaks (which very well follows the π/t law deduced from a 2D model [18]) reduce (all with stair-case like profiles not shown on the plot). This observation provides a qualitative explanation for the results in Fig. 2, because it is the progressive removal of the molecules from "their" filament that induces the echo decay, and since it is obvious that this process is all the more rapid when the filaments are narrow.

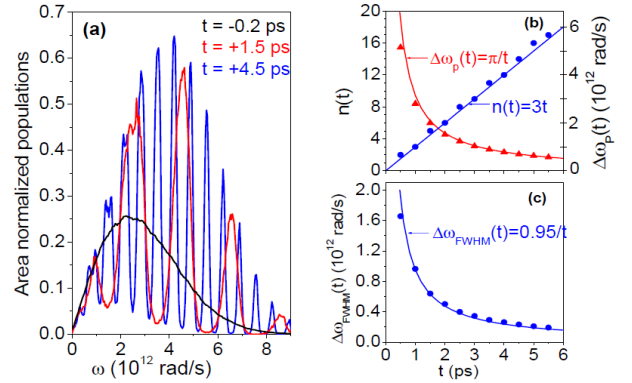


Fig. 4: CMDS results for collision-free N_2O excited by a laser pulse centered at $t=0$. (a) Probability distribution of angular velocities at different times for the molecules whose axis makes an angle of 0° with the laser polarization (the black line being the CMDS predicted Boltzmann distribution before the pulse); (b) number of filaments (n , blue full circles, left y axis) and mean distance between successive filaments ($\Delta\omega_p$, red triangles, right y-axis); (c) Mean width $\Delta\omega_{FWHM}$ of the filaments.

In order to be quantitative, we carried CMDS for N_2O diluted in He gas at equilibrium (no pulse),

and looked at the time evolution of the number of molecules whose angular speed was between $\omega_0 - \Delta\omega/2$ and $\omega_0 + \Delta\omega/2$ at $t=0$ and is still within this interval at t . The time constant $\tau_{\text{Loss}}(\Delta\omega)$ of the decay of this number is shown by the black line in Fig. 5 (obtained for the most probable $\omega_0 = 2.3 \cdot 10^{12}$ rad/s). As expected, $\tau_{\text{Loss}}(\Delta\omega)$ increases with $\Delta\omega$, since changing the rotational speed by a larger amount requires more time, because either a strong (and thus little probable) collision or several successive weak collisions are needed. To now cast the results of Fig. 2 into Fig. 5, we need to associate a representative filament width $\Delta\omega(\tau_{12})$ to each x-axis coordinate of Fig. 2. For this, and considering that the mean width of the filaments evolves with time (Fig. 4c), it seems reasonable to chose the value for the median time $t_M = [t(\text{Echo}) - t(P_1)]/2 = \tau_{12}$ between P_1 and the echo (which is almost identical the mean filament width over this time interval). We thus retained $\Delta\omega(\tau_{12}) = 2\Delta\omega_{\text{FWHM}}(\tau_{12})$, i.e. from Fig. 4(c): $\Delta\omega(\tau_{12}) = 1.9/\tau_{12}$, where the factor 2 is introduced in order to include the full filament and not its top half only. Then plotting the measured values from Fig. 2 vs $\Delta\omega(\tau_{12})$ leads to the open circles in Fig. 5. As can be seen, despite its simplicity, the model (black line) based on the rate of removal of molecules from given rotational-speed intervals well agrees with the observed results. This quantitatively confirms the above given explanation of the results in Fig. 2 by the time evolution of the filaments widths.

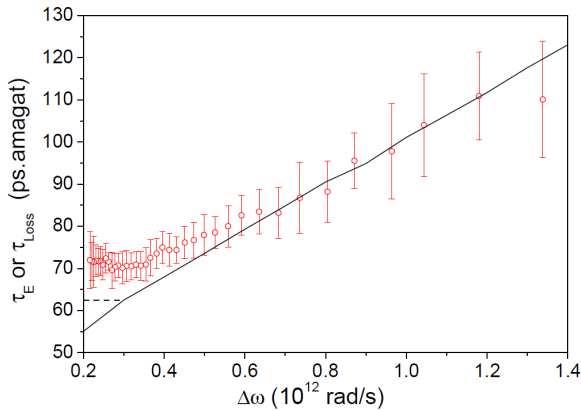


Fig. 5: Decay time constants of molecules' loss τ_{Loss} (black line) obtained from CMDS (see text) and of the measured (red open circles with error bars) echo decays from Fig. 2 versus the average filament width (see text).

Note that the observed plateau of τ_E for small values of $\Delta\omega$ (large delays) is absent in the purely classical calculations of τ_{Loss} (and in the CMDS results of Fig. 2). This is because the CMDS allow

filament widths to become smaller than the quantum limit $\hbar/I = 0.15 \cdot 10^{12}$ rad/s,. However, *a posteriori* imposing this limit (i.e. setting $\tau_{\text{Loss}}(\Delta\omega) = \tau_{\text{Loss}}(\Delta\omega_L)$ for $\Delta\omega \leq \Delta\omega_L = 2\hbar/I$) creates a plateau below $0.3 \cdot 10^{12}$ rad/s in the black curve in Fig. 5 (shown by the dashed curve) making it more consistent with the measurements.

It is finally of interest to relate the present results based on a classical model to those obtained with a quantum approach [22] since, despite the fundamental difference between them, both well predict the observed behavior of the echoes. This connection can be made (see Supplementary Material [28]) by considering that the $\langle J, M | \rho(t) | J' = J \pm 2, M \rangle$ quantum coherence involved in the alignment factor, with ρ the density matrix, is represented by those molecules which classically rotate with angular speeds ω such that 2ω is the closest to $|E_J - E_{J'}|/\hbar$. Now, the quantum results show that exchanges between coherences limit the echo decay, a nonsecular effect significant at early times which vanishes with increasing delay and the associated dephasing [22]. The classical equivalent of this is the fact that exchanges between rotational-speed classes limit the echo decay as long as they occur within a given filament, an event all the less probable that the filament width has narrowed with the elapsed time.

VI. CONCLUSION

We have shown, with agreement between theoretical predictions and measurements, that alignment echoes probe the ability of collisions to change the rotational speed by various amounts. This is thanks to the progressive narrowing of the filaments created, in the classical rotational phase space, by the first aligning pulse. With respect to the alignment revivals in the time domain and to the pressure-broadening of absorption lines in the spectral domain, echoes thus give a much more contrasted picture. This unprecedented scrutiny opens renewed perspectives for our understanding of collisional processes and stringent tests of rotational-relaxation models and intermolecular potentials. Rotational alignment echoes being a generic phenomenon, this statement is also valid for very complex/heavy molecules for which quantum calculations are untractable. This further broadens the potential applications of this study.

This work was supported by the Conseil Régional de Bourgogne (PARI program), the ERDF Operational Programme-Burgundy 2014/2020, and the EIPHI Graduate School (contract "ANR-17-EURE-0002"). J. M. acknowledges support from the China Scholarship Council, and J. W. from the

National Key R&D Program (Grant No. 2018YFA0306303) and the NSFC (Grant Nos. 11425416, 11761141004 and 11834004). J.-M. H. and T. D. benefited from the IPSL mesocenter ESPRI facility for computer simulations.

*Email: olivier.faucher@u-bourgogne.fr

#Email: jmhartmann@lmd.polytechnique.fr

- [1] J.-M. Hartmann, C. Boulet, D. Robert. *Collisional Effects on Molecular Spectra. Laboratory Experiments and Models, Consequences for Applications*. Elsevier, Amsterdam (2008).
- [2] V. May, O. Kuhn. *Charge and Energy Transfer Dynamics in Molecular Systems*. Wiley-VCH, Weinheim (2011).
- [3] J. O. Hirschfelder, C. F. Curtiss, R. B. Bird. *Molecular Theory of Gases and Liquids*, Wiley, New-York (1964).
- [4] J.-M. Hartmann, H. Tran, R. Armante, C. Boulet, A. Campargue, F. Forget, L. Gianfrani, I. Gordon, S. Guerlet, M. Gustafsson, *et al.* Recent advances in collisional effects on spectra of molecular gases and their practical consequences. *J. Quant. Spectrosc. Radiat. Transfer* **213**, 178 (2018).
- [5] N. Owschimikow, F. Konigsmann, J. Maurer, P. Giese, A. Ott, B. Schmidt, N. Schwentner. Cross sections for rotational decoherence of perturbed nitrogen measured via decay of laser-induced alignment. *J. Chem. Phys.* **133**, 044311 (2010).
- [6] H. Zhang, F. Billard, O. Faucher, B. Lavorel. Time-domain measurement of pure rotational Raman collisional linewidths of ethane C₂H₆. *J. Raman Spectrosc.* **49**, 1350 (2018).
- [7] T. Vieillard, F. Chaussard, F. Billard, D. Sugny, B. Lavorel, J.-M. Hartmann, C. Boulet, O. Faucher. Field-free molecular alignment for probing collisional relaxation dynamics. *Phys. Rev. A* **87**, 023409 (2013).
- [8] R. Damari, D. Rosenberg, S. Fleischer. Coherent Radiative Decay of Molecular Rotations: A Comparative Study of Terahertz-Oriented versus Optically Aligned Molecular Ensembles. *Phys. Rev. Lett.* **119**, 033002 (2017).
- [9] S. Ramakrishna, T. Seideman. Intense Laser Alignment in Dissipative Media as a Route to Solvent Dynamics. *Phys. Rev. Lett.* **95**, 113001 (2005).
- [10] H. Zhang, F. Billard, X. Yu, O. Faucher, B. Lavorel. Dissipation dynamics of field-free molecular alignment for symmetric-top molecules: Ethane (C₂H₆). *J. Chem. Phys.* **148**, 124303 (2018).
- [11] G. Karras, E. Hertz, F. Billard, B. Lavorel, J.-M. Hartmann, O. Faucher. Using molecular alignment to track ultrafast collisional relaxation. *Phys. Rev. A* **89**, 063411 (2014).
- [12] J. Houzet, J. Gateau, F. Hertz, F. Billard, B. Lavorel, J.-M. Hartmann, C. Boulet, O. Faucher. Probing ultrafast thermalization with field-free molecular alignment. *Phys. Rev. A* **86**, 033419 (2012).
- [13] D. Rosenberg, R. Damari, S. Fleischer. Echo Spectroscopy in Multilevel Quantum-Mechanical Rotors. *Phys. Rev. Lett.* **121**, 234101 (2018).
- [14] H. Zhang, B. Lavorel, F. Billard, J.-M. Hartmann, E. Hertz, O. Faucher, J. Ma, J. Wu, E. Gershnel, Y. Prior, *et al.* Rotational Echoes as a Tool for Investigating Ultrafast Collisional Dynamics of Molecules. *Phys. Rev. Lett.* **122**, 193401 (2019).
- [15] J.-M. Hartmann, C. Boulet. Quantum and classical approaches for rotational relaxation and nonresonant laser alignment of linear molecules: A comparison for CO₂ gas in the nonadiabatic regime. *J. Chem. Phys.* **136**, 184302 (2012).
- [16] J. I. Steinfeld, P. L. Houston, in *Laser and Coherence Spectroscopy*, (J.I. Steinfeld Ed.), Plenum, New York (1978).
- [17] W. Demtroeder. *Laser Spectroscopy, Vol 2: Experimental Techniques*. Springer, Berlin (2008).
- [18] G. Karras, E. Hertz, F. Billard, B. Lavorel, J.-M. Hartmann, O. Faucher, E. Gershnel, Y. Prior, I. S. Averbukh. Orientation and alignment echoes. *Phys. Rev. Lett.* **114**, 153601 (2015).
- [19] G. Karras, E. Hertz, F. Billard, B. Lavorel, G. Siour, J.-M. Hartmann, O. Faucher, E. Gershnel, Y. Prior, I. S. Averbukh. Experimental observation of fractional echoes. *Phys. Rev. A* **94**, 033404 (2016).
- [20] K. Lin, P. Lu, J. Ma, X. Gong, Q. Song, Q. Ji, W. Zhang, H. Zeng, J. Wu, G. Karras, *et al.* Echoes in space and time. *Phys. Rev. X* **6**, 041056 (2016).
- [21] K. Lin, J. Ma, X. Gong, Q. Song, Q. Ji, W. Zhang, H. Li, P. Lu, H. Li, H. Zeng, *et al.* Rotated echoes of molecular alignment: fractional, high order and imaginary. *Opt. Express* **25**, 24917 (2017).
- [22] J. Ma, H. Zhang, B. Lavorel, F. Billard, E. Hertz, J. Wu, C. Boulet, J.-M. Hartmann, O. Faucher. Observing collisions beyond the secular approximation limit. *Nature Comm.* **in press**.
- [23] M. P. Allen and D.J. Tildesley. *Computer Simulation of Liquids*. Clarendon Press, Oxford (1987).
- [24] L. Wang, D. Xie, R. J. Le Roy. New four-dimensional ab initio potential energy surface for N₂O-He and vibrational band origin shifts for the N₂O-He_N clusters with N=1-40. *J. Chem. Phys.* **137**, 104311 (2012).
- [25] U. Hohm. Dispersion of polarizability anisotropy of H₂, O₂, N₂O, CO₂, NH₃, C₂H₆, and cyclo-C₃H₆, and evaluation of isotropic and anisotropic dispersion-interaction energy coefficients. *Chem. Phys.* **179**, 533 (1994).
- [26] J.-M. Hartmann, C. Boulet, H. Zhang, F. Billard, X. Yu, O. Faucher, B. Lavorel. Collisional dissipation of the laser-induced alignment of ethane gas: A requantized classical model. *J. Chem. Phys.* **149**, 154301 (2018).
- [27] J.-M. Hartmann, C. Boulet, T. Vieillard, F. Chaussard, F. Billard, O. Faucher, B. Lavorel. Dissipation of alignment in CO₂ gas: A comparison between ab initio predictions and experiments. *J. Chem. Phys.* **139**, 024306 (2013).
- [28] See Supplemental Material at <http://???> for details on the molecular response to one and two pulses and on the quantum-classical correspondence.
- [29] See Supplementary Movie at <http://???> for a visualization of the progressive filamentation of the classical rotational phase space with time.

Supplementary Material for “Molecular alignment echoes probe collision-induced rotational-speed changes”

J.-M. Hartmann¹, J. Ma^{2,3}, T. Delahaye¹, F. Billard², E. Hertz²,
J. Wu^{3,4}, B. Lavorel², C. Boulet⁵, O. Faucher²

¹Laboratoire de Météorologie Dynamique/IPSL, CNRS, Ecole polytechnique, Institut polytechnique de Paris, Sorbonne Université, Ecole Normale Supérieure, PSL Research University, F-91128 Palaiseau, France.

²Laboratoire Interdisciplinaire CARNOT de Bourgogne,
UMR 6303 CNRS-Université de Bourgogne Franche-Comté, BP 47870, 21078 Dijon, France.

³State Key Laboratory of Precision Spectroscopy, East China Normal University, Shanghai 200062, China

⁴Collaborative Innovation Center of Extreme Optics, Shanxi University, Taiyuan, Shanxi 030006, China

⁵Université Paris-Saclay, CNRS, Institut des Sciences Moléculaires d'Orsay, 91405, Orsay, France.

PACS numbers: 45.50.-j, 37.10.Vz, 42.50.Md

I. Supplementary Note 1: On the nature of the revival and echo phenomena

The time evolution of the density matrix $\rho(t)$ of linear molecules subject to a non-resonant laser pulse is, under collision-free conditions, given by:

$$\frac{d\rho}{dt}(t) = -\frac{i}{\hbar}[\mathbf{H}_0 + \mathbf{H}_L(t), \rho(t)] , \quad (\text{S1})$$

where \mathbf{H}_0 is the free rotation Hamiltonian and:

$$\mathbf{H}_L(t) = -\frac{1}{2}\Delta\alpha E^2(t)(\cos^2\theta - 1/3) = -\frac{1}{3}\Delta\alpha E^2(t)\mathbf{P}_2(\cos\theta) , \quad (\text{S2})$$

with $\Delta\alpha$ the anisotropic polarizability, $E(t)$ the envelop of the laser pulse and \mathbf{P}_2 a Legendre polynomial. Writing Eq. (S1) in the interaction picture, introducing

$$\tilde{\rho}(t) = e^{+i\mathbf{H}_0 t/\hbar} \rho(t) e^{-i\mathbf{H}_0 t/\hbar} , \quad (\text{S3})$$

and assuming a laser pulse applied at $t=0$ with a negligible duration (sudden approximation) leads, just after the pulse, to:

$$\tilde{\rho}(t=0^+) = e^{+iC\mathbf{P}_2(\cos\theta)} \tilde{\rho}(t=0^-) e^{-iC\mathbf{P}_2(\cos\theta)} , \quad (\text{S4})$$

where C is proportional to $\Delta\alpha$ and to the energy of the pulse, $\tilde{\rho}(t=0^-) = e^{-\mathbf{H}_0/k_B T} / \text{Tr}(e^{-\mathbf{H}_0/k_B T})$ where $\text{Tr}(\dots)$ denotes the trace, k_B being the Boltzmann constant and T the temperature. Recall that, since

$$\langle JM | \mathbf{P}_2(\cos\theta) | J' M' \rangle = \delta_{M, M'} (-1)^M \sqrt{(2J+1)(2J'+1)} \begin{pmatrix} J' & 2 & J \\ 0 & 0 & 0 \end{pmatrix} \begin{pmatrix} J' & 2 & J \\ M' & 0 & -M \end{pmatrix} , \quad (\text{S5})$$

where $(:::)$ is a 3J symbol and J and M are the quantum numbers associated to the rotational angular momentum and to its projection along the quantification axis, one has the selection rules $M' = M$ and $J' = J, J \pm 2$. We now make a development of the sudden approximation operators, i.e.:

$$e^{\pm iC\mathbf{P}_2(\cos\theta)} = 1 \pm iC\mathbf{P}_2(\cos\theta) - \frac{1}{2}C^2\mathbf{P}_2(\cos\theta)^2 + \dots , \quad (\text{S6})$$

and limit ourselves to the first order. Equation (S4) then becomes:

$$\begin{aligned} \langle JM | \tilde{\rho}(t=0^+) | J' M \rangle &= \delta_{J, J'} \langle JM | \tilde{\rho}(t=0^-) | JM \rangle \\ &+ iC \langle JM | \mathbf{P}_2(\cos\theta) | J' M \rangle \left[\langle J' M | \tilde{\rho}(t=0^-) | J' M \rangle - \langle JM | \tilde{\rho}(t=0^-) | JM \rangle \right] . \end{aligned} \quad (\text{S7})$$

After the pulse, the system evolves freely and one has:

$$\rho(t > 0^+) = e^{-i\mathbf{H}_0 t/\hbar} \tilde{\rho}(t=0^+) e^{i\mathbf{H}_0 t/\hbar} , \quad (\text{S8})$$

i.e. for a rigid rotor of rotational constant B :

$$\langle JM | \rho(t > 0^+) | J' M \rangle = \langle JM | \tilde{\rho}(t=0^+) | J' M \rangle e^{iBt[J'(J'+1) - J(J+1)]/\hbar} . \quad (\text{S9})$$

I.1 Single pulse and the alignment revivals

When a single excitation pulse is applied, Eq. (S9) leads to the alignment factor:

$$\begin{aligned}
\langle \cos^2 \theta \rangle(t > 0^+) &= \sum_{J,M} \langle JM | \mathbf{p}(t) \cos^2 \theta | JM \rangle = \sum_{J,M,J'} \langle JM | \mathbf{p}(t) | J' M \rangle \langle J' M | \cos^2 \theta | JM \rangle \\
&= \sum_{J,M,J'} \langle JM | \tilde{\mathbf{p}}(t=0^+) | J' M \rangle e^{iBt[J'(J'+1)-J(J+1)]/\hbar} \langle J' M | \cos^2 \theta | JM \rangle .
\end{aligned} \tag{S10}$$

Introducing Eq. (S7) into Eq. (S10) only keeping the terms proportional to the laser energy (i.e. to C) leads to:

$$\begin{aligned}
\langle \cos^2 \theta \rangle(t > 0^+) &= +iC \sum_{J,M,J'} \langle JM | \mathbf{P}_2(\cos \theta) | J' M \rangle \langle J' M | \tilde{\mathbf{p}}(t=0^-) | J' M \rangle e^{iBt[J'(J'+1)-J(J+1)]/\hbar} \langle J' M | \cos^2 \theta | JM \rangle \\
&\quad -iC \sum_{J,M,J'} \langle JM | \mathbf{P}_2(\cos \theta) | J' M \rangle \langle JM | \tilde{\mathbf{p}}(t=0^-) | JM \rangle e^{iBt[J'(J'+1)-J(J+1)]/\hbar} \langle J' M | \cos^2 \theta | JM \rangle .
\end{aligned} \tag{S11}$$

By permuting J and J' in the second sum taking into account that $\langle JM | \mathbf{P}_2(\cos \theta) | J' M \rangle = \langle J' M | \mathbf{P}_2(\cos \theta) | JM \rangle$ and $\langle JM | \cos^2 \theta | J' M \rangle = \langle J' M | \cos^2 \theta | JM \rangle$, Eq. (S11) reduces to:

$$\begin{aligned}
\langle \cos^2 \theta \rangle(t > 0^+) &= 2C \sum_{J,M,J'=J\pm 2} \langle JM | \mathbf{P}_2(\cos \theta)^2 | J' M \rangle \langle JM | \tilde{\mathbf{p}}(t=0^-) | JM \rangle \\
&\quad \times \langle J' M | \cos^2 \theta | JM \rangle \sin \{ Bt [J(J+1) - J'(J'+1)] / \hbar \} .
\end{aligned} \tag{S12}$$

It is obvious that all the oscillating terms of the sum in Eq. (12) rephase, all sine functions being zero, for times tt multiples of $t_{\text{rev}} = h/(4B)$ for N_2O [$t_{\text{rev}} = h/(8B)$ in the case of CO_2 for which only even J values exist]. This leads, with $B(\text{N}_2\text{O})=0.42 \text{ cm}^{-1}$ and $B(\text{CO}_2)=0.39 \text{ cm}^{-1}$, to the so-called "revivals" with (positive and negative) extrema in the alignment factor appearing around multiples of $t_{\text{rev}} \approx 20 \text{ ps}$ [1,2] and $t_{\text{rev}} \approx 11 \text{ ps}$ [3,4] ps, respectively. Since these specific times depend on the rotational constant B , the revivals are of *purely quantum* nature. Equation (S12) shows that the amplitudes of the revivals are, in the weak field limit, proportional to the laser energy, in agreement with measurements and direct calculations of the alignment factor [4,5]. Also note that the time-independent component of the alignment can be obtained using the same approach, but results from the second order terms. The resulting "permanent"-alignment amplitude is thus proportional to the square of the laser energy, a finding also consistent with experiments and independent calculations [4,5].

1.2 Two pulses and the echoes

First note that Eq. (S4) can be rewritten as:

$$\tilde{\mathbf{p}}(t) = \mathbf{U} \tilde{\mathbf{p}}(t=0^-) \mathbf{U}^* , \tag{S13}$$

with $\mathbf{U} = e^{+iC\mathbf{P}_2(\cos \theta)}$. Let us now consider the case where a second pulse is applied at $t = \tau_{12}$. From Eqs. (S8), (S10) and S(13), one obtains:

$$\mathbf{p}(t > \tau_{12}) = e^{-i\mathbf{H}_0(t-\tau_{12})/\hbar} \mathbf{U}_2 e^{-i\mathbf{H}_0\tau_{12}/\hbar} \mathbf{U}_1 \tilde{\mathbf{p}}(t=0^-) \mathbf{U}_1^* e^{+i\mathbf{H}_0\tau_{12}/\hbar} \mathbf{U}_2^* e^{+i\mathbf{H}_0(t-\tau_{12})/\hbar} , \tag{S14}$$

and:

$$\begin{aligned}
\langle \cos^2 \theta \rangle(t > \tau_{12}) &= \sum_{J,J'',J''',J''',M} A_{J,J'',J''',J''',M} \langle J' M | \cos^2 \theta | JM \rangle \\
&\quad \times \exp \left\{ -iB [J(J+1)(t-\tau_{12}) + J''(J''+1)\tau_{12} - J'''(J''' + 1)\tau_{12} - J'(J'+1)(t-\tau_{12})] / \hbar \right\} ,
\end{aligned} \tag{S15}$$

with

$$\begin{aligned}
A_{J,J'',J''',J''',M} &= \langle JM | \mathbf{U}_2 | J'' M \rangle \langle J'' M | \mathbf{U}_1 | J''' M \rangle \langle J''' M | \tilde{\mathbf{p}}(t=0^-) | J''' M \rangle \\
&\quad \times \langle J''' M | \mathbf{U}_1^* | J''' M \rangle \langle J''' M | \mathbf{U}_2^* | J' M \rangle .
\end{aligned} \tag{S16}$$

Let us ne now use

$$\langle JM | \mathbf{U}_n | J' M \rangle = \delta_{J,J'} + iC_n \langle JM | \mathbf{P}_2(\cos \theta) | J' M \rangle - C_n^2 \langle JM | \mathbf{P}_2(\cos \theta)^2 | J' M \rangle / 2 , \tag{S17}$$

where C_n is proportional to the intensity of the n^{th} pulse, and consider the various orders in C_1 and C_2 . The preceding section shows that the contributions to Eq. (S15) which are proportional to C_1 and C_1^2 (resp. to C_2 and C_2^2) lead to the revivals and to the permanent alignment generated by the first (resp. second) pulse, respectively. Considering the four terms proportional to $C_1 C_2$, it is "relatively" easy to show that they cancel

out. Let us now look at the contributions proportional to $C_1 C_2^2$, coming from approximating \mathbf{U}_1 or \mathbf{U}_1^* by $\pm i C_1 \mathbf{P}_2(\cos \theta)$. There are six of them, two that result from approximating both \mathbf{U}_2 and \mathbf{U}_2^* by $\pm i C_2 \mathbf{P}_2(\cos \theta)$, and four others obtained when either \mathbf{U}_2 or \mathbf{U}_2^* is approximated by $-C_2^2 \mathbf{P}_2(\cos \theta)^2 / 2$.

Let us first consider the first two, which are given by Eqs. (S15) and (S16) with either $J'' = J'''$ or $J''' = J''''$ since only the first order contributions in C_1 are kept, i.e.:

$$\begin{aligned} \langle \cos^2 \theta \rangle(t > \tau_{12}) = & \sum_{J, J', J'', J''', M} A_{J, J', J'', J''', M} \langle J' M | \cos^2 \theta | J M \rangle \\ & \times \exp\left\{-iB[J(J+1)(t-\tau_{12}) + J''(J''+1)\tau_{12} - J''''(J''''+1)\tau_{12} - J'(J'+1)(t-\tau_{12})]/\hbar\right\}, \\ & + \sum_{J, J', J'', J''', M} A_{J, J', J'', J''', M} \langle J' M | \cos^2 \theta | J M \rangle \\ & \times \exp\left\{-iB[J(J+1)(t-\tau_{12}) + J''(J''+1)\tau_{12} - J''''(J''''+1)\tau_{12} - J'(J'+1)(t-\tau_{12})]/\hbar\right\} \end{aligned} \quad (S18)$$

with

$$\begin{aligned} A_{J, J', J'', J''', M} &= -i C_1 C_2^2 \langle J M | \mathbf{P}_2(\cos \theta) | J'' M \rangle \langle J'' M | \tilde{\rho}(t=0^-) | J'' M \rangle \\ &\quad \times \langle J'' M | \mathbf{P}_2(\cos \theta) | J''' M \rangle \langle J''' M | \mathbf{P}_2(\cos \theta) | J' M \rangle \\ A_{J, J', J'''' , J''', M} &= i C_1 C_2^2 \langle J M | \mathbf{P}_2(\cos \theta) | J'' M \rangle \langle J'' M | \mathbf{P}_2(\cos \theta) | J''' M \rangle \\ &\quad \times \langle J''' M | \tilde{\rho}(t=0^-) | J''' M \rangle \langle J''' M | \mathbf{P}_2(\cos \theta) | J' M \rangle \end{aligned} \quad (S19)$$

By making the changes $J \leftrightarrow J'$ and $J'' \leftrightarrow J'''$ in the second sum in Eq. (S18), one obtains:

$$\begin{aligned} \langle \cos^2 \theta \rangle(t > \tau_{12}) = & 2 C_1 C_2^2 \sum_{J, J', J'', J''', M} \langle J'' M | \tilde{\rho}(t=0^-) | J'' M \rangle \langle J'' M | \mathbf{P}_2(\cos \theta) | J''' M \rangle \langle J''' M | \mathbf{P}_2(\cos \theta) | J' M \rangle \\ & \times \langle J M | \mathbf{P}_2(\cos \theta) | J'' M \rangle \langle J' M | \cos^2 \theta | J M \rangle \sin\left\{-B[J(J+1)(t-\tau_{12}) + J''(J''+1)\tau_{12} - J''''(J''''+1)\tau_{12} - J'(J'+1)(t-\tau_{12})]/\hbar\right\} \end{aligned} \quad (S20)$$

It is easy to show that, for the *specific* time $t = 2\tau_{12}$, the phase of the sine function is exactly zero, *regardless* of the values of J , J' and B , for the terms associated with $J'' = J'$ and $J''' = J$ (e.g. $J' = J'' = J \pm 2 = J''' \pm 2$ that are allowed by the selection rule of the various $\mathbf{P}_2(\cos \theta)$ matrix elements involved). Close to this time, at $t = 2\tau_{12} \pm \Delta t$ the associated alignment factor shows two antisymmetric extrema that are the echo signal. The fact that its central position does not depend on B (as well as on the temperature and laser pulses intensities), shows that its existence is of *classical* nature. This explains why the echoes are predicted by purely classical calculations (e.g. Fig. 3 and [6,7]). However, the fact that both Δt and the amplitudes of the extrema depend on B make the echo “semi-classical”.

Let us now consider the other terms, associated with $J'' = J'''$ or $J''' = J''''$ while $J'' = J$ or $J' = J'''$. At the time $t = 2\tau_{12}$ of the echo, they are given by:

$$\begin{aligned} \langle \cos^2 \theta \rangle(2\tau_{12}) = & -(i C_1 C_2^2 / 2) \sum_{J, J', J'', M} \langle J' M | \cos^2 \theta | J M \rangle \\ & \times \left[\langle J M | \mathbf{P}_2^2(\cos \theta) | J'' M \rangle \left[\langle J'' M | \mathbf{P}_2(\cos \theta) | J' M \rangle \langle J' M | \tilde{\rho}(t=0^-) | J' M \rangle \right. \right. \\ & \times \exp\left\{-iB\tau_{12}[J(J+1) + J''(J''+1) - 2J'(J'+1)]/\hbar\right\} \\ & \quad - \langle J M | \tilde{\rho}(t=0^-) | J M \rangle \langle J M | \mathbf{P}_2(\cos \theta) | J'' M \rangle \langle J'' M | \mathbf{P}_2^2(\cos \theta) | J' M \rangle \\ & \times \exp\left\{-iB\tau_{12}[2J(J+1) - J''(J''+1)\tau_{12} - J'(J'+1)]/\hbar\right\} \\ & \quad - \langle J M | \mathbf{P}_2^2(\cos \theta) | J'' M \rangle \langle J'' M | \tilde{\rho}(t=0^-) | J'' M \rangle \langle J'' M | \mathbf{P}_2(\cos \theta) | J' M \rangle \\ & \times \exp\left\{-iB\tau_{12}[J(J+1) + J''(J''+1) - 2J'(J'+1)]/\hbar\right\} \\ & \quad + \langle J M | \mathbf{P}_2(\cos \theta) | J'' M \rangle \langle J'' M | \tilde{\rho}(t=0^-) | J'' M \rangle \langle J'' M | \mathbf{P}_2^2(\cos \theta) | J' M \rangle \\ & \times \exp\left\{-iB\tau_{12}[2J(J+1) - J''(J''+1) - J'(J'+1)]/\hbar\right\} \left. \right] \end{aligned} \quad (S20)$$

Making the change $J \leftrightarrow J'$ in the second and last terms enables to combine them with the first and third, respectively, leading to:

$$\begin{aligned} \langle \cos^2 \theta \rangle (2\tau_{12}) &= C_1 C_2^2 \sum_{J, J', J'', M} \langle J' M | \cos^2 \theta | J M \rangle \\ &\times \left[\langle J M | \mathbf{P}_2^2(\cos \theta) | J'' M \rangle \left[\langle J'' M | \mathbf{P}_2(\cos \theta) | J' M \rangle \langle J' M | \tilde{\rho}(t=0^-) | J' M \rangle \right. \right. \\ &\times \sin \left\{ -B\tau_{12} [J(J+1) + J''(J''+1) - 2J'(J'+1)] / \hbar \right\} \\ &\left. + \langle J M | \mathbf{P}_2(\cos \theta) | J'' M \rangle \langle J'' M | \tilde{\rho}(t=0^-) | J'' M \rangle \langle J'' M | \mathbf{P}_2^2(\cos \theta) | J' M \rangle \right. \\ &\left. \times \sin \left\{ -B\tau_{12} [2J(J+1) - J'''(J''' + 1) - J'(J'+1)] / \hbar \right\} \right] \end{aligned} \quad (S21)$$

and, by again making the change $J \leftrightarrow J'$ in the second term:

$$\begin{aligned} \langle \cos^2 \theta \rangle (2\tau_{12}) &= C_1 C_2^2 \sum_{J, J', J'', M} \langle J' M | \cos^2 \theta | J M \rangle \times \sin \left\{ -B\tau_{12} [J(J+1) + J''(J''+1) - 2J'(J'+1)] / \hbar \right\} \\ &\times \left[\langle J M | \mathbf{P}_2^2(\cos \theta) | J'' M \rangle \langle J' M | \mathbf{P}_2(\cos \theta) | J'' M \rangle \left[\langle J' M | \tilde{\rho}(t=0^-) | J' M \rangle - \langle J'' M | \tilde{\rho}(t=0^-) | J'' M \rangle \right] \right] \end{aligned} \quad (S22)$$

Among the various terms, the only ones for which the phase of the sine function is independent of J are those with $J' = J \pm 2$ and $J'' = J \pm 4$. For these specific values of J' and J'' , the sine becomes $\sin(-8B\tau_{12}/\hbar)$. We see that these contributions to the echo at $t = 2\tau_{12}$ have an amplitude which, contrary to the ones discussed above, depends on τ_{12} . They have a periodicity of $\hbar/(8B)$ and lead to a switching of the extrema, from minimum/maximum to maximum/minimum, on both sides of $t = 2\tau_{12}$ for $\tau_{12} = \hbar/(32B)$ and $\tau_{12} = 3\hbar/(32B)$. This contribution will thus be constructive or destructive, with respect to those discussed above, with maxima or minima at $\tau_{12} = \hbar/(16B)$. Its direct dependence on the rotational constant B shows that it is of *quantum* nature.

In conclusion, we have shown that two pulses at $t = 0$ and $t = \tau_{12}$ generate an echo in the alignment factor at $t = 2\tau_{12}$ regardless of the molecule rotational constant, but also of laser pulses intensities and temperature. This independence, confirmed by experiments [1,6,8,9] shows that this echo is of *classical* nature. We also demonstrated that the echo amplitude is, in the weak field limit, proportional to the energy of the first pulse and to the square of the energy of the second pulse, a result in agreement with experimental results [8,9] and with a classical model [7]. Finally, we showed that some contributions to the echo, which have amplitudes that depend on the rotational constant, have a periodicity of $\hbar/(8B)$ and lead to extrema of the echo amplitude for $\tau_{12} = (2k+1)\hbar/(16B)$, two results confirmed by calculations and experiments [8].

II. Supplementary Note 2: Classical-quantum correspondences

Let us, for simplicity, consider the 2D case where linear molecule classically rotates in a plane and denote by $\theta_m(t)$ and $\omega_m(t)$ the axis orientation and angular speed of molecule m at time t . Assuming that the molecules have been instantaneously aligned along the $\theta = 0$ direction by a laser pulse at $t=0$, one has, under collision-free conditions:

$$\theta_m(t > 0) = \omega_m(t=0) \times t, \quad (S23)$$

and the associated contribution to the alignment $\langle \cos^2 \theta(t) \rangle$ factor thus oscillates with the angular frequency $2\omega_m(t=0)$. In the quantum world, Eq. (S12) shows that the contribution of the $\langle J M | \rho(t) | J' M \rangle$ coherence to the alignment factor oscillates with the angular frequency $B[J(J+1) - J'(J'+1)]/\hbar = (E_J - E_{J'})/\hbar \equiv \omega_{J,J'}$. One may thus consider that a specific quantum coherence $\langle J_0 M | \rho(t) | J_1 M \rangle$ is represented by those molecules which classically rotate with angular speed ω_m such that $2\omega_m$ is closer to ω_{J_0, J_1} than to $\omega_{J', J'}$ for any other $\langle J M | \rho(t) | J' M \rangle$ coherence. The dephasing $\omega_{J_0, J_1} - \omega_{J', J'}$ between two different quantum coherences then corresponds to twice the angle between the axis of the associated molecules. For rotors in 3D, an additional criterion concerning the orientation of the angular momentum which is constrained by the fact that projection $\vec{\omega}_m \cdot \vec{Z}$ of $\vec{\omega}_m$ onto the

space fixed \vec{Z} axis should be such that $\vec{\omega}_m \cdot \vec{Z} / \|\vec{\omega}_m\|$ is the closest to M/\bar{J} . In this last term, since only the coherences with $J_1 = J_0 \pm 2$ contribute to the alignment factor, and since many levels are populated, the choice $\bar{J} = (J_0 + J_1)/2$ is reasonable.

Now that we have defined correspondences between quantum coherences and classically rotating molecules, let us consider the case where intermolecular collisions participate to the evolution of the system in order to relate nonsecular quantum effects to the widths of the filaments in the classical rotational phase space. Let us first note that, for the considered N₂O-He interacting pairs, the typical duration of a collision is less than 0.1 ps (as discussed in the Supplementary Note 1 of [1]), much smaller than the rotational speed of the molecules for the significantly populated levels. One may thus assume, consistently with the validity of the Sudden approximation used in [24], that collisions and the associated exchanges between coherences as well as those of the classical rotational motion are instantaneous.

- Let us first consider classically rotating molecules and consider that a collision changes the speed of a molecule m from ω_m to $\omega_{m'}$ at a given time t_c . Assuming that molecule m has been rotating freely until t_c , so that Eq. (S23) can be used until this time, and in 2D case for simplicity, the axis orientations of this molecules for $t > t_c$ is then given by:

$$\theta_m(t > t_c) = [\omega_m(t = 0) - \omega_{m'}(t = 0)]t_c + \omega_{m'}(t = 0) \times t. \quad (\text{S24})$$

With respect to the molecules m' which have been rotating freely up to t , the axis orientation difference is thus

$$\Delta\theta_{m,m'}(t_c) = [\omega_m(t = 0) - \omega_{m'}(t = 0)]t_c. \quad (\text{S25})$$

For the cumulative effect of such collision-induced changes not to “destroy” the echo by more than a given amount, $|\Delta\theta_{m,m'}(t_c)|$ should be smaller than a given threshold value $\Delta\theta_0$ discussed below. This implies that:

$$|\omega_m(t = 0) - \omega_{m'}(t = 0)| < \Delta\theta_0 / t_c. \quad (\text{S26})$$

This enlightens the role played by the filaments, since echo preserving collisions should keep the rotational speed change smaller than a given amount that decreases inversely proportionally with time, consistently with the CMDS results in Fig. 4(c). Precisely defining the value of $\Delta\theta_0$ is not possible, but one may consider that a choice such that the dephasing of the squared cosine should be less than $\pi/2$ is reasonable. This leads to $\Delta\theta_0 = \pi/4$, so that Eq. (S26) becomes

$$|\omega_m(t = 0) - \omega_{m'}(t = 0)| < \sim 0.8 / t_c, \quad (\text{S27})$$

which is consistent with the CMDS results in Fig. 4(c)

- Let us now turn to the quantum coherences and the breakdown of the secular approximation at short times evidenced in [1]. Recall that the latter neglects all collision-induced exchanges between coherences (i.e. between non-diagonal elements of the density matrix ρ), an approximation that becomes valid when $|\omega_{J_0,J'_0} - \omega_{J_1,J'_1}|t$ becomes greater than a few times π [1]. In order to relate non-secular effects to changes of the classical rotational speed, consider an instantaneous transfer, at time t_c , from the (J_0, J'_0) to the (J_1, J'_1) coherence. The latter, which has evolved freely until this time according to Eq. (S9) then becomes, for $t > t_c$:

$$\begin{aligned} \langle J_1 M | \rho(t > t_c) | J'_1 M \rangle &= \langle J_1 M | \tilde{\rho}(t = 0^+) | J'_1 M \rangle e^{i\omega_{J_1,J'_1}t} \\ &+ F \langle J_0 M | \tilde{\rho}(t = 0^+) | J'_0 M \rangle e^{i(\omega_{J_0,J'_0} - \omega_{J_1,J'_1})t_c} e^{i\omega_{J_1,J'_1}t}, \end{aligned} \quad (\text{S28})$$

where the first term corresponds to the free evolution of the (J_1, J'_1) coherence and the second is the contribution coming from the (J_0, J'_0) coherence (assuming that a fraction F of its amplitude has been transferred). For the cumulative effect of such collision-induced transfers to limit the echo decay (with respect to the secular case where only losses are taken into account), $|\omega_{J_0,J'_0} - \omega_{J_1,J'_1}|t_c$ should be smaller than a given threshold value, which is the quantum equivalent of the collision-induced classical rotational speed change limit discussed above. In other words, the quantum secular approximation validity region is connected to the filament widths in the classical phase space. Nonsecular effects in the quantum world are significant at times such that the dephasing between coherences is small and they tend to become negligible for large dephasings. In the classical world, the amount of non-secularity is driven by the filaments widths, with the secular approximation becoming valid as the former becomes smaller and smaller.

References

- [1] J. Ma, H. Zhang, B. Lavorel, F. Billard, E. Hertz, J. Wu, C. Boulet, J.-M. Hartmann, O. Faucher. Observing collisions beyond the secular approximation limit. *Nature Comm.* **in press**.
- [2] H. Jiang, C. Wu, H. Zhang, H. Jiang, H. Yang, and Q. Gong. Alignment structures of rotational wavepacket created by two strong femtosecond laser pulses. *Opt. Express* **18**, 8990 (2010).
- [3] T. Vieillard, F. Chaussard, F. Billard, D. Sugny, B. Lavorel, J.-M. Hartmann, C. Boulet, O. Faucher. Field-free molecular alignment for probing collisional relaxation dynamics. *Phys. Rev. A* **87**, 023409 (2013).
- [4] J.-M. Hartmann, C. Boulet. Quantum and classical approaches for rotational relaxation and nonresonant laser alignment of linear molecules: A comparison for CO₂ gas in the nonadiabatic regime. *J. Chem. Phys.* **136**, 184302 (2012).
- [5] V. Renard, M. Renard, A. Rouzée, S. Guérin, H. R. Jauslin, B. Lavorel, and O. Faucher. Nonintrusive monitoring and quantitative analysis of strong laser-field-induced impulsive alignment. *Phys. Rev. A* **70**, 033420 (2004).
- [6] H. Zhang, B. Lavorel, F. Billard, J.-M. Hartmann, E. Hertz, O. Faucher, J. Ma, J. Wu, E. Gershnabel, Y. Prior, *et al.* Rotational Echoes as a Tool for Investigating Ultrafast Collisional Dynamics of Molecules. *Phys. Rev. Lett.* **122**, 193401 (2019).
- [7] G. Karras, E. Hertz, F. Billard, B. Lavorel, J.-M. Hartmann, O. Faucher, E. Gershnabel, Y. Prior, I. S. Averbukh. Orientation and alignment echoes. *Phys. Rev. Lett.* **114**, 153601 (2015).
- [8] D. Rosenberg, R. Damari, S. Fleischer. Echo Spectroscopy in Multilevel Quantum-Mechanical Rotors. *Phys. Rev. Lett.* **121**, 234101 (2018).
- [9] D. Rosenberg, R. Damari, S. Kallush, S. Fleischer. Rotational Echoes: Rephasing of Centrifugal Distortion in Laser-Induced Molecular Alignment. *J. Phys. Chem. Lett.* **8**, 5128 (2017).