

Evidence of distrust and disorientation towards immunization on online social media after contrasting political communication on vaccines. Results from an analysis of Twitter data in Italy.

Ajovalasit Samantha^a, Dorgali Veronica^b, Mazza Angelo^a, D'Onofrio Alberto^c, Manfredi Piero^d.

Abstract

Background. In Italy in recent years vaccination coverage for key immunizations (MMR), has been declining to worryingly low levels, with large measles outbreaks. As a response in 2017, the Italian Government expanded the number of mandatory immunizations introducing penalties unvaccinated children's families. During the campaign for the 2018 general elections, immunization policy entered the political debate, with the government in-charge accusing oppositions of fuelling vaccine skepticism. A new government (formerly at the opposition) established in 2018 temporarily relaxed penalties, and announced the introduction of forms of flexibility.

Objectives and Methods. By a sentiment analysis on tweets posted in Italian during 2018, we attempted at (i) characterising the temporal flow of communication on vaccines over Twitter and underlying triggering events, (ii) evaluating the usefulness of Twitter data for estimating vaccination parameters, and (iii) investigating whether the contrasting announcements at the highest political level might have originated disorientation amongst the public.

Results. The population appeared to be mostly composed by "serial twitterers" tweeting about everything including vaccines. Vaccine relevant Tweeter interactions peaked in response to the main political facts. Tweets favourable to vaccination accounted for 75% of retained tweets, undecided for 14% and unfavourable for 11%. The twitter activity of the Italian public health institutions was negligible. After smoothing the tweeting pattern, a clear yearly up-and-down trend in the favourable proportion emerged, synchronized with the switch between governments, providing sharp evidence of disorientation among the public.

Conclusions. The reported evidence of disorientation documents that critical health topics, as immunization, should never be used for political consensus. Especially given the role of online social media as information source, which might yield to social pressures eventually harmful for vaccine uptake. This is

worsened by the lack of Italian institutional presence on Twitter, calling for efforts to contrast misinformation and the ensuing spread of hesitancy.

Keywords. Vaccine hesitancy; vaccine opposition in Italy; Twitter data; polarization; disorientation.

^a University of Catania, Department of Economics and Business.

^b University of Florence, Department of Statistics, Informatics and Applications “Giuseppe Parenti”.

^c International Prevention Research Institute – Lyon.

^d University of Pisa, Department of Economics and Management.

Introduction

The dramatic success of immunization programs in industrialised countries, with decades of high vaccine uptake and related herd immunity, is suffering an inevitable drawback, namely the generalised fall of perceived risks arising from vaccine preventable infectious diseases. This is favouring the spread of resistance, or reluctance, to vaccination. This phenomenon, nowadays identified by the term “vaccine hesitancy” [18, 19, 20] - is currently considered one of the top threats to global health in view of its pervasive and complex nature [31]. Ensuring resilience of vaccination programs to the threats of hesitancy is a major task of current Public Health systems.

In Italy the MMR vaccination coverage at 24 months, that was in the region of 91% in 2010, fell at 85.3% in 2015 and remained low thereafter. This resulted in large measles outbreaks, with 844 cases in 2016, 4,991 in 2017 (with 4 death), and 2,029 cases in first six months of 2018 [16, 17, 33]. As a response, the Italian government acted to increase the number of mandatory immunizations [28], by introducing penalties for non-vaccinators in the form of fines and restrictions to admittance to kindergarten and school (“vaccines decree”, Italian National immunization plan 2017-2019). The ethical implications of the decree, principally the introduction of penalties, were fiercely disputed especially on online social media (OSM). With the upcoming 2018 general elections, immunization policy pervaded the political debate, with the government accusing oppositions of fuelling vaccine skepticism. The new government, established in May 2018 by parties that previously were at the opposition, after a number of contrasting announcements, eventually allowed unvaccinated children to be admitted to school despite the potential distrust that this might create among parents, the school system, and the general community as a whole.

In the past fifteen years, OSM have emerged as one of the main popular source of information, including health topics [2, 22, 23]. However, in OSM, anyone can express her/his own opinion regardless of her/his expertise in the particular topic considered. Therefore, the parents’ decision on immunization could be influenced by misconceptions and misinformation [1, 5-6]. The massive digital misinformation pervading the OSM environment - has been classified by the World Economic Forum as one of the main threat to current societies [1, 5-6, 47, 48], particularly through the creation of echo chambers, where different clusters of users can reinforce their behavior. While opposition to vaccination favored by misinformation has existed already since the introduction of the smallpox vaccine [39] currently, due to the increased access to the internet and especially to OSM, misinformation is spreading at unprecedented rates [4, 5].

Twitter is a micro-blogging service, which shares with Facebook a role of public square where anyone can express and share opinion or participate in discussions. Unlike Facebook, Twitter allows a different type of interaction i.e., user A can read what user B posts without being involved in a direct relationship (follow), making it both “a social and a newsy” or an information network, while Facebook remains a social network [15,41].

Twitter has been widely used to monitor both seasonal flu as well as the H1N1 pandemic outbreak in 2009, and the Ebola 2014 epidemic in West-Africa, showing clear correlations between the temporal spread of the infection and the interactions on the internet [42]. Twitter currently represents one of the main tools used by political leaders to communicate with their public, favoured by the steadily increasing access to the internet [12,14], and was used to predict the result of political election or referendum, with contrasting results present in the literature on the reliability of the instrument [13]. This however implies that when political leaders intervene on scientific topics, such as vaccinations, they enact enormous pressure on the public opinion.

Here, we used a sentiment analysis on Twitter data from Italy to (i) describe the trend of communication on vaccines on online social media, (ii) evaluate the potential usefulness of current Twitter data to estimate key epidemiological parameters such as e.g., the hesitant proportion in the population, (iii) evaluating the effectiveness of institutional communication as a tool to contrast misinformation, and (iv) showing evidence that the recent prolonged phase of contrasting announcements at the highest political level on a sensible topic such as mass immunization might have originated a distrust potentially seeding future coverage decline.

Data and Methods

Twitter is an online social media and a micro blogging service born in 2006. Users (“twitterers”) write texts (“tweets”) of 280 characters maximum length, which are publicly visible by default (until the users decide to protect their tweets). In Italy Twitter has 7.7 millions of active users (statista.com).

Data extraction, transformation and cleaning

We collected tweets in Italian that contained at least one from a set of keywords related to vaccination *behavior and vaccine-preventable infectious diseases* posted in 2018. Keywords were chosen based on a review of previous literature and extended for our objective.

Data cleaning was performed using Python programming language. A probabilistic approach was used to detect tweets written in Italian, and possible duplicates were removed by means of the tweets’ ID field. For each message, we kept track of subsequent interactions by counting the number of retweets and likes.

Tweets Classification, sentiment analysis, and training set

We used a sentiment analysis, which deals with the computational treatment of opinion, sentiment and subjectivity in text [35, 49], to extract the knowledge we need from Twitter, by classifying tweets by

polarity according to four categories (i) favorable (to vaccination), if the tweet unambiguously showed a convinced pro-vaccine position, (ii) contrary, if the tweet unambiguously showed a position contrary to vaccination, (iii) undecided, if the tweet was neither favorable nor unfavorable, (iv) out-of-context, if the tweet did not fit any of the preceding categories e.g., it could not be correctly evaluated, or it was merely spreading a news. In addition, given the interest for the category of “hesitant”, we explored the possibility to estimate the relevant “hesitant” proportion that is, the hesitant proportion among tweeting parents whose children were eligible for immunization (say, currently or in the near future), and therefore potentially relevant for the true future vaccination coverage. A specific search was therefore carried out over the set of retained tweets by further keywords specifically targeting this situation (such as “pregnant”, “newborn”, “mother”, “father”, etc) [28].

A random sample of 15,000 tweets, out of the 323,574 retained for the analysis, were manually labeled by 15 voluntary master’s degree students attending a Demography Class at University of Catania. Students were trained by attending a seminar on vaccination and vaccinating behavior and were given specific guidelines.

Automatic data classification

Supervised classifications algorithms [34, 60] were compared to analyze the temporal flow of the tweets, to explore which events originated major reactions and whether responses differed among different groups of people. Additionally, 15% of sampled tweets were intentionally duplicated, to measure the mutual (dis)agreement among annotators. The resulting accuracy was 0.6298, (CI 0.6034 – 0.6557), with a Cohen’s kappa of 0.412.

Subsequently, duplicated tweets were removed from the training set, as well as tweets that contained only URL or tinyurl and wrong or not correctly annotated. Eventually, the training set used to choose the best algorithm included 14,411 unique tweets. Automatic classification of unlabeled tweets was carried out by comparing five classification algorithms: Classification Tree, Random Forest, Naive Bayes, Support Vector Machine (SVM) and K-Nearest Neighbors.

Multinomial test and smoothing of daily tweeting trends

To deepen the analysis of the temporal trends of tweeting and polarity, a multinomial test was used jointly with a kernel smoothing procedure [38]. This allowed separating observations that might have originated from pure randomness from those that instead arose due to particular external “triggering” events. We run an inferential test - despite we actually considered all tweets in the period under investigation - based on the assumption that the collected tweets represent a random sample from an appropriate underlying superpopulation.

Results

Model Selection, eventually identified SVM as the best classifier that was consequently adopted. The results of the automatic classification analyses are reported in the online appendix.

The word “vaccine” was by far the most frequently used word (see the online supplementary material). A striking feature of the data was the disproportionate presence of rumor: only 7% out of analyzed tweets did actually express a sentiment, all the remaining ones - although matching the keyword criteria - being classified as out-of-context.

Even after removing noise, the tweeting population appeared as mostly composed by individuals tweeting essentially about everything - especially on debates of a highly polarized nature as was the case of immunization in Italy in the period considered - regardless of having or not appropriate awareness on the specific topic. We termed these users, "serial-twitterers".

After a polarity analysis, the overall proportions of (tweets) classified as favorable, contrary and undecided throughout the entire year were: F=75,2% (CI: 74,6-75,7), C=10,4% (CI: 9,9-11,0), U=14,4% (CI: 13,9-15,0), respectively.

Hesitants

Consistently with the disproportion of serial twitterers, the frequency of tweets from people arguably involved in an actual vaccination decision was negligible (less than 0,2% of total tweets). Among these, the hesitant proportion was of 20%.

Institutional presence on twitter

The presence on Twitter of the two main institutions in charge for public health in Italy namely, the Italian National Institute of Health and the Italian Ministry of Health, was almost negligible still at the beginning of 2019. As a matter of fact, although the Italian Ministry of Health has a Twitter account, use of twitter is relegated to press communications or publication of statistics. Unsurprisingly, between 2015 and September 18th, 2019, the Italian Ministry of Health tweeted 2454 times only (of which only 172 contained the word vaccine), which is 25% the figure observed in France from the Ministère des Solidarités et de la Santé. Essentially the same holds for the Italian National institute of Health, whose Twitter account is not verified.

Temporal trends

The daily intensity of tweets interactions (including original tweets as well as subsequent likes and/or retweets) during the period considered (Figure 1) is strongly concentrated around three dramatic peaks each one accounting for hundreds of thousands tweets. These peaks represent the users' responses to well-identified triggering events. In particular, the highest peak (on August 4th, 2018) corresponds to a major decree by the Italian government ("milleproroghe") where the threat of non-admission to school for unvaccinated children was suspended. The proportion of favorable, contrary and undecided in this day were: F=80.5%, C=7.6%, U=11.9%, respectively. The second highest peak (June 22nd, 2018) appeared after a public speech of the Italian Minister of Interior, who severely criticized the number of mandatory immunization in the National Immunization Plan, that - he explicitly said - was "intolerably excessive" (F=70.8%, C=14.2%, U=15%). The third highest peak (September 5th, 2018) refers to the changed position by the government about penalties in the previous decree (F=80,2%, C=9,3%, U=10,5%). The graph shows a number of further lower peaks, still attributable to interventions in the political debate, over a long-term background of low-level activity.

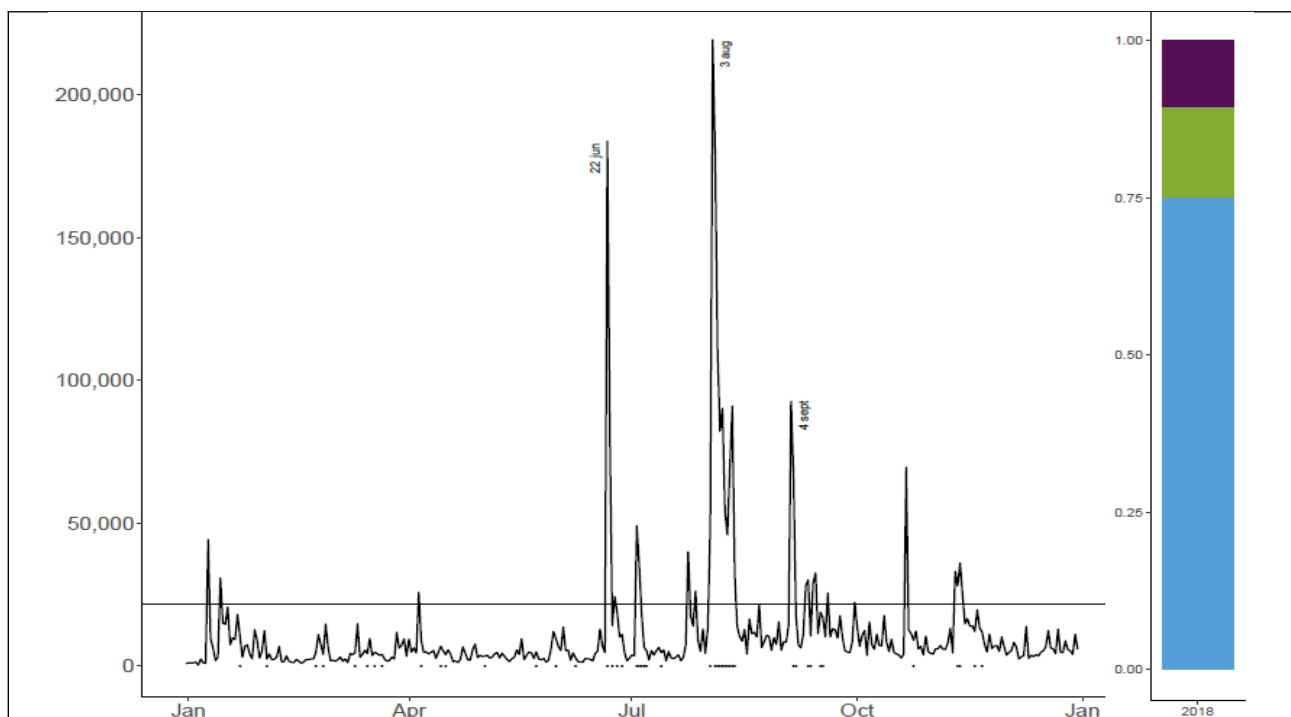


Figure 1. Tweeting about vaccines in Italy during 2018: time series of total daily interaction counts (tweets plus like and retweet) and exact dates at main triggering political events or speeches. The bar on the right reports the overall yearly proportions of favourable (blue), undecided (green) and contrary (brown), respectively.

Characterising disorientation

With the caveats reported above, the proportion of people “not favourable” to immunization – around 25% - was a worrying symptom of the complicated state of opinions about vaccination in Italy. Properly defining the concept of “disorientation” can be complicated e.g., it can be a consequence of the lack of accurate information, but also of the over-exposition to information, making it difficult for people to properly filter it. To simplify things, we assumed that disorientation (towards vaccines) can be coarsely identified as the lack of well-established and resilient opinions among individuals, therefore causing individuals to change their opinions as a consequence of sufficient external perturbations. A question then arises: which perturbations are important? Clearly, some perturbations – typically those arising as direct responses of the public to media news - can be very short lasting. Other might instead show longer-term patterns.

Therefore, to deepen the analysis, we applied a multinomial test to the daily flow of tweets, with the purpose to identify those changes in the polarity frequencies that likely originated from randomness and separating them from those that were not, and therefore might be due to particular external events (the “event-related perturbations”). As null hypothesis we assumed that the polarity proportions observed throughout the entire year (the aforementioned $F=75,2\%$, $C=10,4\%$, $U=14,4\%$) represented the true population proportions, and counted the days laying in the rejection region at α significance. We found that 62 days were rejected at $\alpha=5\%$ (details in the appendix). Subsequently, assuming that the “real proportions” might undergo changes during the period considered, we repeated the multinomial test by taking as null hypotheses the average proportion observed in the preceding 15 days. The latter value – representing a measure of the average persistence of preferences - was selected as the one better fitting the yearly data. At a 5% significance level, we detected 91 days lying in the corresponding rejection region, suggesting instability in the polarity proportions.

The results of the smoothing procedure [38], showed that the many sudden changes in the daily polarity shares of tweets can be reduced to a rather small number of more stable and longer- lasting fluctuations. With reference to the proportion favourable to immunization, the amplitude of these oscillations is substantial (from 66% to 79%), proving evidence of the size of the “non-resilient” component of the population favourable to vaccination.

As for the overall trend during the entire 2018 year, a stepwise polynomial fit to the smoothed trend in the polarity proportions showed that the parabolic fit was the best one, allowing a dramatic increase in the determination index R^2 ($R^2 = 0.287$) compared to the linear case ($R^2=0.007$), while further power terms increased R^2 only negligibly. The parabolic trend showed a marked increase in the proportion favourable to vaccination (and a parallel decline in the proportions undecided and contrary) between January and May, possibly reflecting the tail of the positive effects of the “vaccine decree” by the previous government, and a marked decline thereafter, when the new government was fully established, losing more than 5 percentage points by the end of the year.

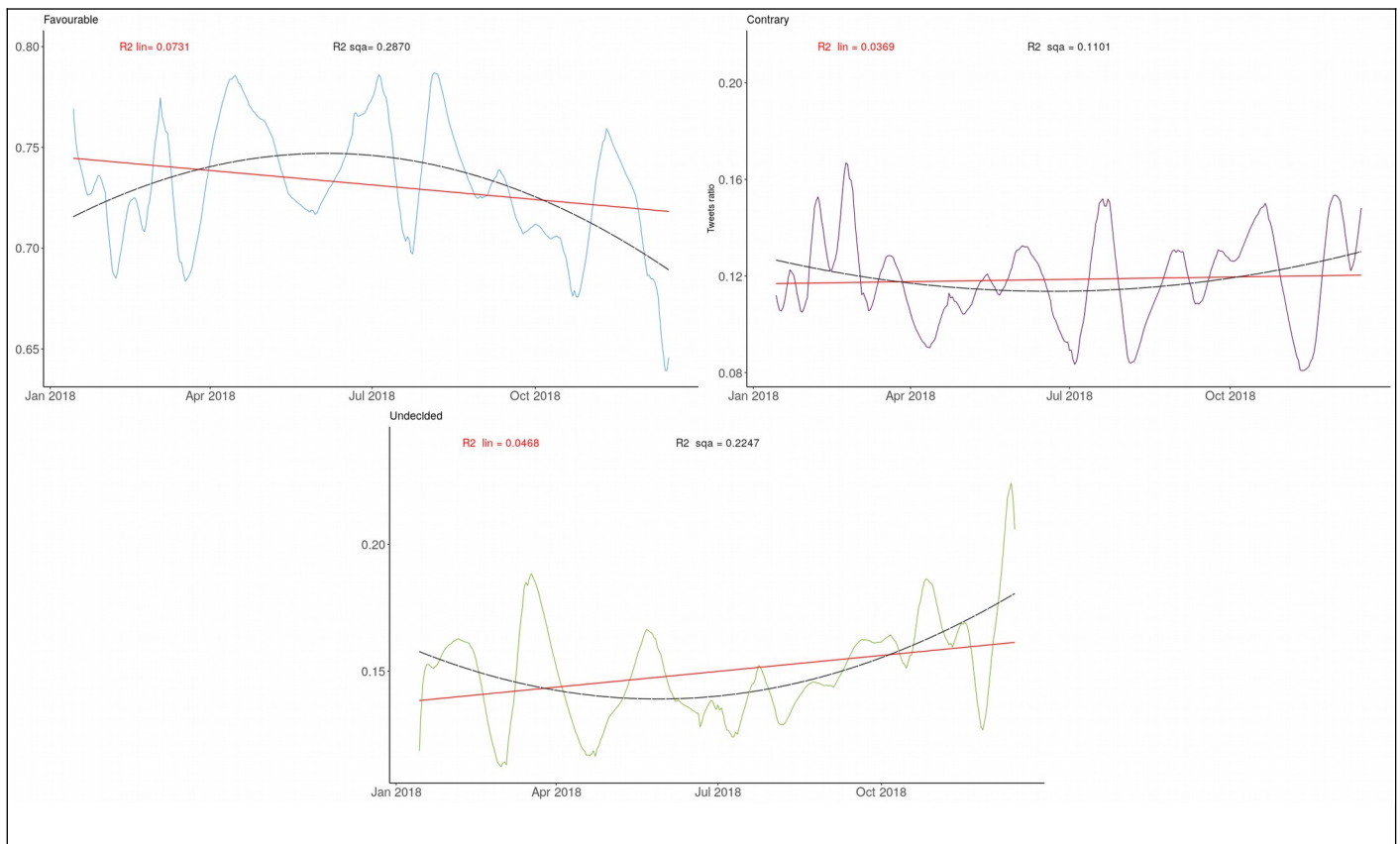


Figure 2. Multinomial test and related (kernel) smoothing of daily polarity proportions jointly with the corresponding linear and quadratic interpolations. Panels (a),(b),(c) report the favourable, contrary, and undecided proportions, respectively.

Concluding remarks.

Compared to traditional media, like television and newspapers, the current dramatic spread of online social media whereby scientific healthcare institutions can have lower impact compared to various types of social media influencers, including politicians [12,13,14,23], is a critical phenomenon, due to the inherent risks of misconceptions and misinformation spreading.

Motivated by this complicated role of social media online [2,4,5,7], as well as by the fact that, for a couple of years, immunization policy has been a hot topic in the Italian political debate at the highest level, with continued ambiguous announcements and promises by policy makers, we carried out a sentiment analysis on Tweets posted in Italian during 2018 on the subject of vaccination.

Our results are as follows. First, only 7% out of analysed tweets did actually express a well-defined sentiment, in line with the idea of “digital breadcrumbs” typically embedded in such data when used to understand human behaviour [44]. After removing noise, the population appeared to be mostly composed by “serial-twitterers” i.e., people tweeting about everything “on top”, including also vaccines, regardless of

their awareness of the topic. We feel that this disproportion of serial-twitterers, besides preventing reliable estimates of parameters of socio-epidemiological interest, could represent the key determinant of misinformation spread [4-6, 47, 48]. A polarity analysis showed that the proportion favourable to vaccination was of about 75%, the unfavourable one about 11%, and finally the “undecided” accounted for 14%, in line with analogous studies [8, 24, 25].

Unsurprisingly, given the disproportion of serial-twitterers, an attempt to estimate the “hesitant” proportion relevant for the future vaccination coverage that is, the hesitant proportion among parents whose children were currently eligible for immunization, was unsuccessful. Actually, the proportion of tweets from people arguably involved in an actual vaccination decision was negligible (less than 0,2% of retained tweets). This in turn raises the question of whether the Twitter environment is useful for estimating parameters of direct epidemiological interest such as the vaccination coverage.

Though this work is not the appropriate place for responding such a question, nonetheless this analysis might provide important suggestions for vaccine decision makers. For example, by taking the actual MMR coverage as the most sensible indicator of the overall actual propensity to vaccinate, the proportion of those contrary to immunization in this study on 2018 is not far from the proportion of children who did not complete their first MMR dose by age 24 months during 2015-2016 [30,33]. Moreover, the very large proportion of people who were either “contrary” or “undecided” (in the region of 25%) should be carefully considered, not for their potential impact on current coverage, but for the social pressure they might enact within the OSM environment, which might eventually feedback negatively on future coverage. In view also of the lack of presence on Twitter by the main Italian public health institution that we documented – a fact that appears in continuity with the traditional lack of communication between Italian public health institutions and citizens long before the digital era [23] – it becomes of tantamount importance to rapidly promote an active presence of the public health system on Twitter and other social media.

As for the temporal trends of tweets, vaccine relevant Tweeter interactions showed clear peaks in response to the main political news and speeches. As a principal finding, a very clear yearly trend emerged after a smoothing of the daily tweeting pattern, showing that the proportion favourable to vaccination increased up to when the previous government – strongly supporting immunization on the media – was up, and started declining as soon as the new government, promoting a more ambiguous position on penalties for non-vaccinators, was fully established. We feel hard to believe that this phenomenon is unrelated with the continued ambiguous announcements made by the new government on the subject.

The reported evidence of distrust on vaccination is suggestive of the potentially disruptive role for public health policies played by the use of such topics for mere purposes of political consensus. This aspect is especially true given the increasing role of OSM as a source of information (and especially, misinformation). These concurrences might yield to social pressures eventually harmful for vaccine uptake. In the Italian case this situation has surely been worsened by the almost lack of a stable institutional presence on Twitter,

especially by the National Institute of Health. Again, these facts call for rapid public efforts in terms of an active presence on online social media, aimed to detect and contrast the spread of misinformation and the ensuing further spread of vaccine hesitancy [3,11].

From a broader perspective, it must be recalled that the widespread increase of vaccine hesitancy pairs with the widespread diffusion of the so-called “Post Trust Society” [45] and of the “post truth era” [46]. The present investigation can assist public health policy makers to better orient vaccine-related communication in order to mitigate the impact of vaccine hesitancy and refusal. First, a sure precondition to re-establish trust in the public health authorities in the field of immunization is that of ensuring a far more frequent presence in the online media, by a steady rate of highly qualified vaccine communication. However, this is far from being sufficient. A key problem is the appropriate modulation of the “language style” to be used by public health communication on online social media. We plan to deep this in future research, by comparing i) the language used by serial tweeters (regardless of their position towards vaccination), ii) the language of the tweets posted by public health institutions with those of agents, particularly of serial tweeters. This is however only a part of the story. Indeed, it is fundamental for public health systems to be able to develop real-time tools to identify fake-news as well as tweets hostile to immunization - that might have the largest impact - and appropriately reply to them. This would require that official public health communication agencies and institutions are also active in the real-time analysis of online media data, not just in the production of regular communication. On top of this, given the sensible role of the immunization topic, it is surely urgent to develop a moral code preventing the use of such topics for mere purposes of political consensus, and ensuring avoidance of contradictions and ambiguities amongst government members.

In relation to the growing literature on sentiment analyses and vaccines this is, to the best of our knowledge, the first work on the subject documenting a clear medium-term distrust effect towards immunization arising from persistently ambiguous positions at the highest political level.

As for the limitations of this work, the main critical point lies in the general relevance of opinion-based information from OSM for predicting trends of vaccine uptake. Surely Twitter data, as well as Web data, were previously used to monitor and predict epidemic events [42,43]. However, predictability of vaccine uptake seems to be a more involved task. Indeed, as documented also here, since these types of analyses can hardly target the subpopulations relevant for future vaccine coverage, they can at most provide information on the general attitudes and feeling on the subject among the overall population of twitterers. Nonetheless, we feel that the indications provided here on such general attitudes should be taken under the highest consideration.

Comparing Twitter with the other main online social media i.e., Facebook, their usage has both pro- and cons. Facebook is surely more widespread in view of its characteristics and, from the technical standpoint,

allows an easier separation of users, since they can interact through environments (e.g., pages and groups), allowing to identify phenomena as the echo chambers or homophily i.e., “polarized groups of like-minded people who keep framing and reinforcing a shared narrative” [5]. Nonetheless these phenomena can be partly analysed also on Twitter (they were not our focus here) which by the way has the sharp advantages recalled in the Introduction.

Further aspects to be considered in relation to Twitter lie in the maximum length text, which is both an advantage (e.g., texts will be similar in structure) and disadvantages, due to the use of slang and abbreviation, as well as the use of the emoji which could e.g., be helpful to understand a sarcastic text (i.e. a tweet having a complete opposite meaning). A further drawback arising from the fixed-text length is that it often happens that a single thread is subdivided into multiple tweets, which – if individually considered as in this and similar studies – might convey unclear information. Improved work should therefore better tackle these issues, and also attempt to look deeply into the network structure and whether echo-chambers phenomena are identifiable in Twitter [9].

A further point deals with the frequency of fake users. In this work, we took users as they were, without further control on their profiles. However, this is a key issue deserving careful investigation in future work. Also the quantitative importance of followers, possibly distinguished by polarity, as well as that of serial twitterers, as emerged in this study, are worth considering in future work on the subject.

Declaration of interests

The authors declare that they have no known competing financial interests or personal relationships that could have appeared to influence the work reported in this paper.

Authors Contributions

Conceptualization: SA, VD, AM, PM, AD; Methodology: SA, AM, PM; Software SA, Formal analysis: SA, AM, PM; Writing: SA, AM, PM, AD.

References

[1]Kata A. A postmodern Pandora’s box: anti vaccination misinformation on the Internet. *Vaccine* 2010; 28(7):1709–16.

[2]Kata A. Anti-vaccine activists, Web 2.0, and the postmodern paradigm--an overview of tactics and tropes used online by the anti-vaccination movement. *Vaccine* 2012; 30:3778 – 89.

- [3]Bello-Orgaz G., Hernandez-Castro J., Camacho D. Detecting discussion communities on vaccination in twitter. *Future Gener. Comput. Syst.*, 66 (2016), pp. 125-136.
- [4]Bessi A, Coletto M, Davidescu GA, Scala A, Caldarelli G, Quattrociocchi W. (2015) Science vs Conspiracy: Collective Narratives in the Age of Misinformation. *PLoS ONE* 10(2): e0118093.
- [5]Schmidt A.L., Zollo F., Scala A., Betsch C., Quattrociocchi W. Polarization of the vaccination debate on facebook. *Vaccine*, 36 (25) (2018), pp. 3606-3612
- [6]Zollo F., Novak PK., Del Vicario M., Bessi A., Mozetič I., Scala A., et al. (2015) Emotional Dynamics in the Age of Misinformation. *PLoS ONE* 10(9): e0138740.
- [7]Getman, R., Helmi, M., Roberts, H., Yansane, A., Cutler, D., Seymour, B. (2017). Vaccine hesitancy and online information: The influence of digital networks. *Health Education & Behavior*, 45, 599-606.
- [8]Giambi C., Fabiani M., D'Ancona F., Ferrara L., Fiacchini D., Gallo T., et al. Parental vaccine hesitancy in Italy – results from a national survey. *Vaccine* 2018;36 (6):779–87.
- [9]G.J. Kang, S.R. Ewing-Nelson, L. Mackey, J.T. Schlitt, A. Marathe, K.M. Abbas, et al. Semantic network analysis of vaccine sentiment in online social media. *Vaccine*, 35 (29) (2017), pp. 3621-3638.
- [10]Stahl J.P., Cohen R., Denis F., Gaudelus J., Martinot A., Lery T., et al. The impact of the web and social networks on vaccination. New challenges and opportunities offered to fight against vaccine hesitancy. *Med Mal Infect*, 46 (3) (2016), pp. 117-122.
- [11]Karafillakis E., Larson H. The benefit of the doubt over benefits? A systematic literature review of perceived risks of vaccines in European populations. *Vaccine*, 35 (37) (2017), pp. 4840-4850.
- [12]Becatti C., Caldarelli G., Lambiotte R., Saracco F. Extracting significant signal of news consumption from social networks: the case of Twitter in Italian political elections. (jan 2019). [arXiv:1901.07933](https://arxiv.org/abs/1901.07933).
- [13]Campanale M., Caldarola E. G. Revealing Political Sentiment with Twitter: The Case Study of the 2016 Italian Constitutional Referendum, 2018 IEEE/ACM International Conference on Advances in Social Networks Analysis and Mining (ASONAM), Barcelona, 2018, pp. 861-868.
- [14]Ju A., Jeong S. H. Iris C. H. (2014), Will Social Media Save Newspapers?. *Journalism Practice*, 8:1, 1-17.
- [15]Gottfried J., Shearer E. News use across social media platforms. Pew Research Center, 26 May 2016; www.journalism.org/2016/05/26/news-use-across-social-media-platforms-2016.
- [16]Pezzotti, P., Bellino, S., Prestinaci, F., Iacchini, S., Lucaroni, F., Camoni, L., et al. (2018). The impact of immunization programs on 10 vaccine preventable diseases in Italy: 1900-2015. *Vaccine* 36, 1435–1443.
- [17]Siani A. Measles outbreaks in Italy: a paradigm of the re-emergence of vaccine-preventable diseases in developed countries. *Prev. Med.*, 121 (2019), pp. 99-104.

- [18]MacDonald N.E. The SAGE Working Group on Vaccine Hesitancy,Vaccine hesitancy: definition, scope and determinants. *Vaccine*, 33 (2015), pp. 4161-4164.
- [19]Bedford H, Attwell K, Danchin M, Marshall H, Corben P, Leask J (2018) Vaccine hesitancy, refusal and access barriers: the need for clarity in terminology. *Vaccine* 2018;36(44):6556–6558.
- [20]MacDonald N.E. Dubé E. , Butler R. Vaccine hesitancy terminology: A response to Bedford et al. Letter to the Editor (2019) *Vaccine* 37 3947–3948.
- [21]Di Bella E, Leporetti L. Maggino F., Big data and social indicators: Actual trends and new perspectives. *Social Indicators Research* 135, no. 3 (2018): 869-878.
- [22]Aquino F., Donzelli G., De Franco E.,Privitera G., Lopalco P.L., Carducci A. The web and public confidence in MMR vaccination in Italy. *Vaccine*, 35 (35) (2017), pp. 4494-4498.
- [23]Benelli E. The role of the media in steering public opinion on healthcare issues. *Health Policy*, 63 (2) (2003), pp. 179-186.
- [24]Salathe´ M, Khandelwal S. Assessing vaccination sentiments with online social media: Implications for infectious disease dynamics and control. *PLoS Comput. Biol.*, 7 (10) (2011).
- [25]Larson H.J., Smith D.M., Paterson P., Cumming M., Eckersberger E., et al. Measuring vaccine confidence: analysis of data obtained by a media surveillance system used to analyse public concerns about vaccines. *Lancet Infect. Dis.*, 13 (7) (2013), pp. 606-613.
- [26]Plotkin S. History of vaccination. *Proceedings of the National Academy of Sciences* Aug 2014, 111 (34) 12283-12287.
- [27]Wang Z., Bauch C.T., Bhattacharyya S. ,D'Onofrio A. ,Manfredi P. , et al. Statistical physics of vaccination. *PhysRep*2016; 664:1–113.
- [28] Gualano M.R. et al. Attitudes towards compulsory vaccination in Italy: Results from the NAVIDAD multicentre study. *Vaccine*, 36 (23) (2018), pp. 3368-3374.
- [29]Italian Ministry of Health (2017) Piano Nazionale Prevenzione Vaccinale (PNPV) 2017-2019.
- [30]Italian Ministry of Health (2017) The decree on vaccine-based prevention.
- [31]<https://www.who.int/emergencies/ten-threats-to-global-health-in-2019>.
- [32]http://www.salute.gov.it/portale/documentazione/p6_2_8_3_1.jsp?lingua=italiano&id=20
- [33] Istituto superiore di Sanità : Morbillo & Rosolia News Rapporto N 34/2017, N 37/2018, N 43/2018.
- [34]Tan P.N., Steinbach M., Kumar V. (2006) Introduction to Data Mining. Addison Wesley, ISBN 0-321-32136-7.

- [35]Sebastian F. (2002). Machine learning in automated text categorization. *ACM Computing Surveys*, 34(1):1-47.
- [36]Tan P.N., Steinbach M., Kumar V. (2006) *Introduction to Data Mining*. Addison Wesley, ISBN 0-321-32136-7.
- [37]Pedregosa et al. Scikit-learn: Machine Learning in Python. *JMLR* 12, pp. 2825-2830, 2011.
- [38]Mazza A., Punzo A. DBKGrad: An R Package for Mortality Rates Graduation by Discrete Beta Kernel Techniques. *Journal of statistical software* 57(Code Snippet 2):1-18 · April 2014.
- [39]Salmon, D. A., Teret, S. P., MacIntyre, C. R., Salisbury, D., Burgess, M. A., & Halsey, N. A. (2006). Compulsory vaccination and conscientious or philosophical exemptions: past, present, and future. *The Lancet*, 367(9508), 436-442
- [40]Love B., Himelboim I., Holten A., Stewart K. Twitter as a source of vaccination information: content drivers and what they are saying. *Am J Infect Control*, 41 (2013), pp. 568-570.
- [41]Colleoni E.,Rozza A., Arvidsson A. Echo Chamber or Public Sphere? Predicting Political Orientation and Measuring Political Homophily in Twitter Using Big Data. *Journal of Communication* 64 (2014) 317-332.
- [42]Paul M.J., Dredze M., Broniatowski D. Twitter improves influenza forecasting. *PLoS Currents*, 6 (2014).
- [43]Ginsberg J., Mohebbi M.H., Patel R.S., Brammer L., et al. Detecting influenza epidemics using search engine query data. *Nature*, 457(7232):1012-1014, 2008.
- [44]Giannotti F, Pedreschi D., Pentland A. et al. A planetary nervous system for social mining and collective awareness. *Eur. Phys. J. Special Topics* 214, 49-75 (2012).
- [45]Löfstedt R.E., *Risk management in post-trust societies*. New York: Palgrave Macmillan (2005).
- [46]Keyes R., *The post-truth era. Dishonesty and deception in cotemporary life*. Macmillan (2004).
- [47]Howell L., *Digital wildfires in a hyperconnected world*. WEF Report 2013
- [48]Del Vicario M., Bessi A, Zollo F, Quattrociocchi W., The spreading of misinformation online, *Proc Natl Acad Sci* (2016); 113(3):554-9 [644]
- [49]Pang, B., & Lee, L., *Opinion mining and sentiment analysis*. Foundations and Trends in Information Retrieval (2008) Vol.2.
- [50]Pang, B., Lee, L., Vaithyanathan, S. (n.d.). Thumbs up? Sentiment Classification using Machine Learning Techniques. (2002), *Proc Conf. EMNLP*, pp 79-86.

Online appendix.

1. Results of automatic classification analyses.

To classify the tweet we processed in the following way: we removed the stop-word (words that are present in structure of language but that have no meaning), punctuation, number and URL. We performed a 10-fold cross validation using Tf-Idf weighting, with, with stemmed word and using the Bag of Word representation with uni-gram. the best score possible for each algorithm.

We report here our results, we used the most used algorithm in literature. We did not balanced the training set, used as is.

K=10	Precision	Recall	F1-Score	Accuracy
SVM	0.672	0.570	0.617	0.571
Random Forest	0.667	0.540	0.596	0.540
K-Nearest Neighbor	0.751	0.521	0.615	0.521
Naive Bayes	0.672	0.525	0.589	0.526
Classification Tree	0.555	0.502	0.527	0.503

The best model is the SVM (Support Vector Machine) which has the highest accuracy and also of the F1 Score, which represents the harmonic mean between precision and recall. It tells how precise your classifier is how many instances it classifies correctly. The score is calculated is calculated as

$$F1\ score = 2 \times \left(\frac{precision \times recall}{precision + recall} \right)$$

2. The adopted keywords and the word cloud

Table 1: Set of keywords used to fetch tweets .

Context	Italian keyword (English translation)
Vaccination topic	“copertura vaccinale” (vaccination coverage); “vaccini”, “vaccino” (vaccine(s)); “vaccinazione” (Vaccination); “iovaccino” (Ivaccine), “comilva”; “corvelva”; “thimerosal”, “esami prevaccinali” (prevaccination exams); “lobby vaccini”; “vaxxed”; “trivalente” (trivalent); “esavalente” (hexavalent);

	“obbligo vaccinale” (mandatory vaccines); “varicella party” (chickenpox); “autismo” (autism); “lobby vaccini” (vaccine’s lobby);
Vaccine- preventable diseases	“meningite” (meningitis), “morbillo” (measles); “rosolia” (rubella); “parotite” (mumps); “pertosse” (whooping cough); “poliomelite” (polio); “varicella” (chickenpox); “MPR” (italian acronym for measles, mumps, rubella); “HPV”,
Hashtags	#novaccino (“no vaccine”); #io vaccino (“I vaccinate”); #libertadiscelta (“freedom of choice”); “#vaxxed”

Examples of tweets by category

- ProVax: "Chi non vaccina se stesso e i propri figli se questi si ammalano deve essere sanzionato penalmente. Assumetevi le vostre responsabilità se volete giocare sulla pelle degli altri. #provax" (Those who do not vaccinate themselves and their children if they become ill must be subject to penalties. Assume your responsibilities if you want to play on the skin of others)
- NoVax: GiuliaGrilloM5S DENUNCIATA la #Lorenzin: ha nascosto documenti che svelano i DANNI dei # VACCINI !!! Strano...(Denounced Lorenzin: she hidden documents who show the vaccination damages.)
- Hesitant: Non sono contro i vaccini a prescindere, ma visto che li dobbiamo iniettare nel corpo dei nostri figli, mi sembra un nostro diritto sapere cosa c'è esattamente nel vaccino e quali potrebbero essere... (I'm not against vaccines regardless, but since we have to inject them into the bodies of our children, it seems to be our right to know what exactly is in the vaccine and what could be...
- Out-of-context: Vaccino antitumore, potrebbe essere disponibile entro un anno: Elimina il cancro senza chemioterapia (Antitumoral vaccine, it could be available in a year: it eliminates cancer without chemotherapy).

Temporal trends of the polarity proportions.

The temporal trends of the proportions of the three main categories (F,C,U) identified by the classification algorithm during the entire year show a clear dual behavior (Figure 3). There are indeed phases where the three time profiles are largely synchronous - for instance this is well evident in correspondence of the highest peak - but most of time they are not. This suggests that the two polar groups tend to have different reaction propensities to different types of external stimuli, and tend to synchronize only under special circumstances such as major announcement at the highest political level.

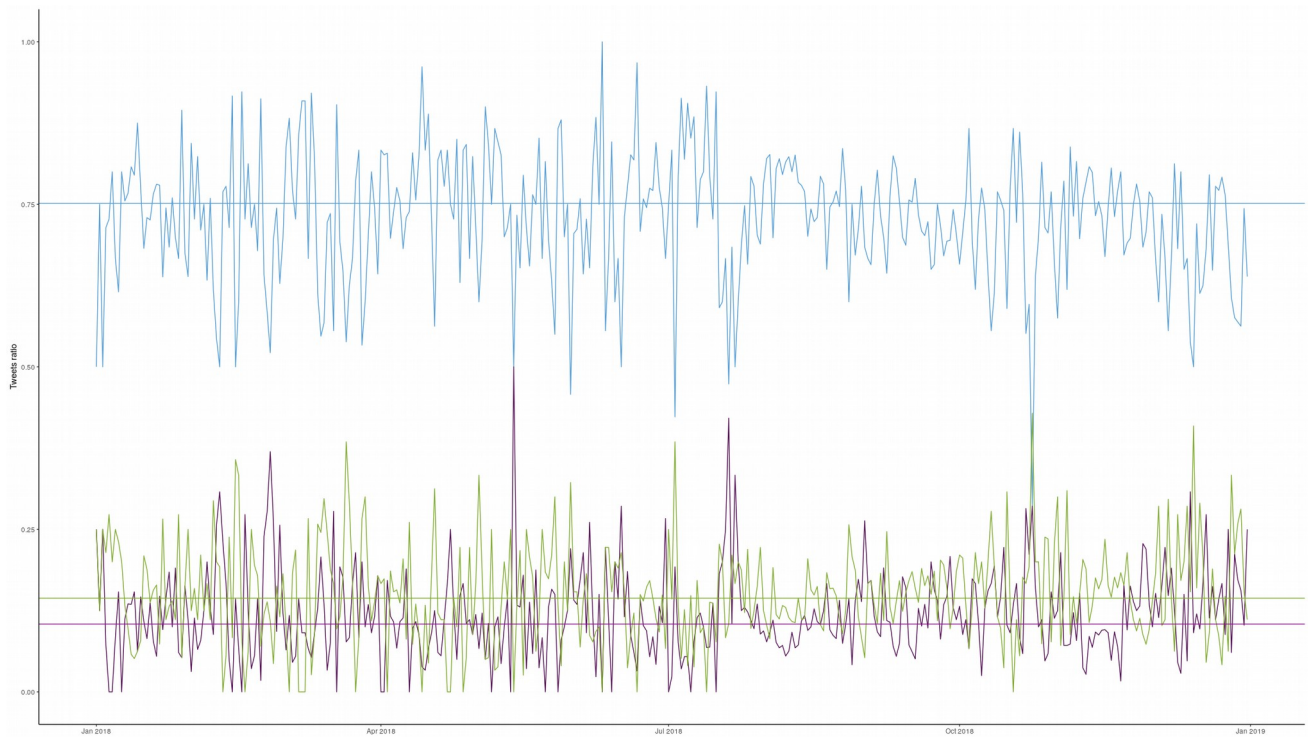


Figure 3. Tweeting about vaccines in Italy during 2018: time series of proportions of the three main categories (F,C,U) identified by the classification algorithm