

# Network Inference using Sinusoidal Probing

Robin Delabays<sup>1,2</sup> and Melvyn Tyloo<sup>1,3</sup>

<sup>1</sup> School of Engineering, University of Applied Sciences of Western Switzerland HES-SO, CH-1951 Sion, Switzerland.

<sup>2</sup> Automatic Control Laboratory, Swiss Federal Institute of Technology, CH-8092 Zurich, Switzerland.

<sup>3</sup> Institute of Physics, École Polytechnique Fédérale de Lausanne (EPFL), CH-1015 Lausanne, Switzerland.

(Dated: December 21, 2024)

The aim of this manuscript is to present a non-invasive method to recover the network structure of a dynamical system. We propose to use a controlled probing input and to measure the response of the network, in the spirit of what is done to determine oscillation modes in large electrical networks. For a large class of dynamical systems, we show that this approach is analytically tractable and we confirm our findings by numerical simulations of networks of Kuramoto oscillators. Our approach also allows us to determine the number of agents in the network by probing and measuring a single one of them.

## INTRODUCTION

Complex networks are the medium for interactions in many natural and man-made systems. Such realizations range from the scale of people exchanging opinions on a social networks and power transmission on electrical grids to interacting molecules in chemical reactions and pacemaker cells [1, 2]. The way individual elements are coupled together primarily impacts the overall dynamics of network-coupled systems. However, in many cases, characteristics of the interaction network are not known exactly, or even not known at all. Inference techniques to uncover coupling between individual units and even of units with themselves are therefore highly desirable. We distinguish mainly two types of such methods, (i) one can observe a dynamical system subjected to uncontrolled operational condition, which we will cover in another publication; or (ii) one can directly disturb the system and observe its reaction. In that latter case, and in real applications, one has to be careful on the nature of the method. Introducing a disturbance into the system can have dramatic effect on its operation. For instance, Ref. [3] propose a method based on resonance of the network when subject to periodic disturbance, and Ref. [4] suggests to drive the system away from its operating state. Such (potentially invasive) methods could alter the operational state of the system. In order to prevent strong alteration of the system's state, one can focus on non-invasive methods, where, for instance, small input signals are applied to the system in order to leave the operational state as unaffected as possible [5]. To this day, most of such techniques, applied to large power grids, relied of very few measurement points and aimed only at identifying resonance modes of the network, and not the whole network structure [6].

In this manuscript, we propose a non-invasive inference technique, in the spirit of [5] for electrical networks. It relies on rather mild assumptions on the nature of the interaction between agents of the network, and does not need to know it, on the contrary to other methods (e.g., [7]). Our method applies generically to any network and does

not need any knowledge of its characteristics, as for instance in Ref. [8]. By adding a controlled sinusoidal input at single nodes, referred to as *probing signal*, we are able to reconstruct the interaction network by measuring the response to the probing at the other nodes of the network. The same approach allows us to determine the number of nodes in the network by probing and measuring the response of the network at a single node. This improves significantly on previous measurement-based methods to determine the number of nodes in a network [9].

## PRELIMINARIES

Let us consider a general network of  $n$  coupled agents with first-order dynamics

$$\dot{x}_i = \omega_i - \sum_j a_{ij} f_{ij}(x_i - x_j) + \xi_i, \quad i = 1, \dots, n, \quad (1)$$

where  $x_i \in \mathcal{M}$  is the time-varying value of the  $i$ th agent, living on a one-dimensional manifold  $\mathcal{M}$ ,  $\omega_i \in \mathbb{R}$  is the natural driving term of agent  $i$ , and  $\xi_i$  will be used as an input to the system. Two agents  $i$  and  $j$  are interacting if a link between them exist in the interaction network, i.e., if and only if the corresponding term of the adjacency matrix  $a_{ij} = 1$ . The interaction function between  $i$  and  $j$  is an odd, differentiable function  $f_{ij}: \mathbb{R} \rightarrow \mathbb{R}$ , and the coupling is symmetric, i.e.,  $f_{ij} = f_{ji}$ . We also consider an attractive coupling, i.e.,  $\partial f_{ij}/\partial x > 0$  in an interval around  $x = 0$ .

If a fixed point  $\mathbf{x}^* \in \mathcal{M}^n$  exists, one can linearize Eq. (1) around it, which yields, for a small deviation  $\delta \mathbf{x}$ , to approximate the dynamics

$$\dot{\delta \mathbf{x}} = -\mathcal{J}_{\mathbf{f}}(\mathbf{x}^*) \delta \mathbf{x} + \boldsymbol{\xi}, \quad (2)$$

where we use the Jacobian matrix of Eq. (1),

$$\mathcal{J}_{\mathbf{f},ij}(\mathbf{x}^*) = a_{ij} \frac{\partial}{\partial x} f_{ij}(x_i^* - x_j^*). \quad (3)$$

One can verify that the oddness of the interaction ( $f_{ij}$  odd) and the symmetry of the dynamics ( $f_{ij} = f_{ji}$ )

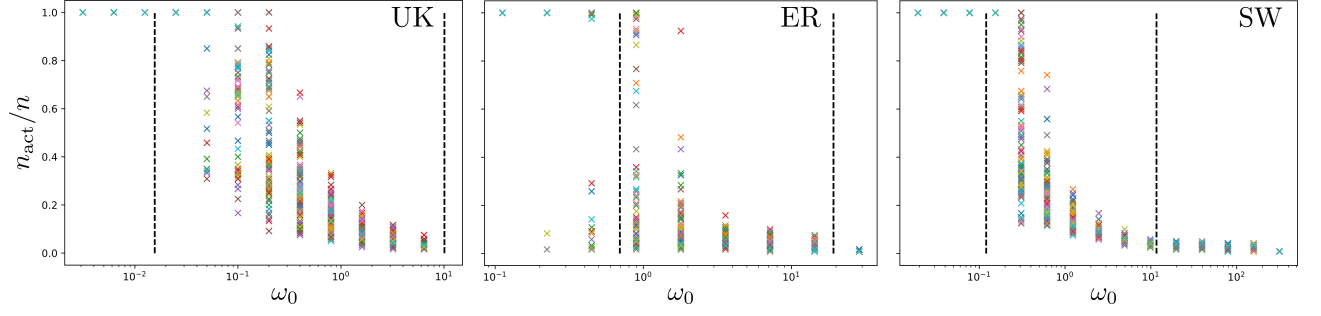


FIG. 1. Fraction of responding agents vs. excitation frequency  $\omega$  for the three networks UK (left panel), Erdős-Rényi (middle panel), and Small-World (right panel). Vertical dashed lines correspond to  $\lambda_2$  and  $\lambda_n$ .

implies that the Jacobian  $\mathcal{J}_f$  is a weighted Laplacian matrix of the interaction graph. It is then real symmetric, which implies that it has real eigenvalues and its eigenvectors  $\mathbf{u}_1, \dots, \mathbf{u}_n$  form an orthonormal basis of  $\mathbb{R}^n$ . From now on, we will focus on stable fixed points of Eq. (1), implying that the eigenvalues are nonnegative,  $0 = \lambda_1 < \lambda_2 \leq \dots \leq \lambda_n$ .

Equation (2) is then solved by expanding the deviation  $\delta \mathbf{x}$  over the eigenvectors  $\mathbf{u}_\alpha$  of  $\mathcal{J}_f$ , i.e.,  $\delta x_i(t) = \sum_\alpha c_\alpha(t) u_{\alpha,i}$ , with

$$c_\alpha(t) = e^{-\lambda_\alpha t} \int_0^t e^{\lambda_\alpha t'} \boldsymbol{\xi} \cdot \mathbf{u}_{\alpha,i} dt'. \quad (4)$$

Details can be found in [10].

In order to get numerical confirmation of our results, we will apply them to the Kuramoto model on three different interaction graphs. The first one is a representation of the UK electrical grid (see inset in Fig. 3) with  $n = 120$  vertices and  $m = 165$  edges. The second one is a realization of an Erdős-Rényi graph with  $n = 120$  vertices and  $m = 329$  edges. The third one is a small-world graph realized according to the Watts-Strogatz process [11], with  $n = 120$  vertices and  $m = 242$  edges.

## PROBING

In order to determine oscillation modes in large electrical networks, one method is to apply a probing signals at some points of the network and measure the system's response at other points [5]. The probing is typically a sinusoidal signal with controlled amplitude and frequency.

In the same spirit, we propose here to inject a sinusoidal signal at agent  $i$  and to measure its impact at agent  $j$ . Let

$$\xi_i(t) = a_0 \sin(\omega_0 t), \quad (5)$$

be the probing signal at agent  $i$ . We do not inject a probing signal at other nodes. To guarantee a minimal impact on the operation of the system, we keep the amplitude

$a_0$  and most importantly the frequency  $\omega_0$  to small values. Keeping a small probing frequency guarantees that the system can adapt to the input and follow the probing signal. More precisely, a probing frequency can be qualified as small as long as it is smaller than the smallest eigenvalue of the Jacobian matrix  $\mathcal{J}_f$  in absolute value.

Introducing Eq. (5) into Eq. (4), and recombining the eigenmodes yields the following response measured at agent  $j$ ,

$$x_j^i(t) = \sum_\alpha \frac{u_{\alpha,i} u_{\alpha,j} a_0}{\lambda_\alpha^2 + \omega_0^2} \times [\lambda_\alpha \sin(\omega_0 t) + \omega_0 e^{-\lambda_\alpha t} - \omega_0 \cos(\omega_0 t)]. \quad (6)$$

To explicitly obtain an expression involving the Jacobian matrix, one should consider the long time limit  $\lambda_\alpha t \gg 1$  with the asymptotic  $\omega_0 \ll \lambda_\alpha$  that yields,

$$\begin{aligned} x_j^i(t) &= \left[ \sum_{\alpha \geq 2} \frac{u_{\alpha,i} u_{\alpha,j}}{\lambda_\alpha} \right] a_0 \sin(\omega_0 t) + \frac{u_{1,i}^2 a_0}{\omega_0} [1 - \cos(\omega_0 t)] \\ &= \mathcal{J}_{f,ij}^\dagger a_0 \sin(\omega_0 t) + \frac{a_0}{n \omega_0} [1 - \cos(\omega_0 t)], \end{aligned} \quad (7)$$

where the  $\dagger$  denotes the Moore-Penrose pseudo-inverse. We will say that a pair of agents  $(i, j)$  can be probed if we have the ability to inject a probing signal at one of them and to measure the response at the other.

## SPECTRUM RANGE ESTIMATION

One condition in order to derive Eq. (7) is that the probing frequency  $\omega_0$  is much smaller than all eigenvalues of the Jacobian matrix. From a practical point of view, however, the Jacobian being unknown, one cannot guarantee a priori to choose a frequency sufficiently small.

Using the fact that we can probe and measure the system, we propose here a method to infer the range of the spectrum of the Jacobian Eq. (3). It can be inferred by tuning the signal's frequency  $\omega_0$  and observing how

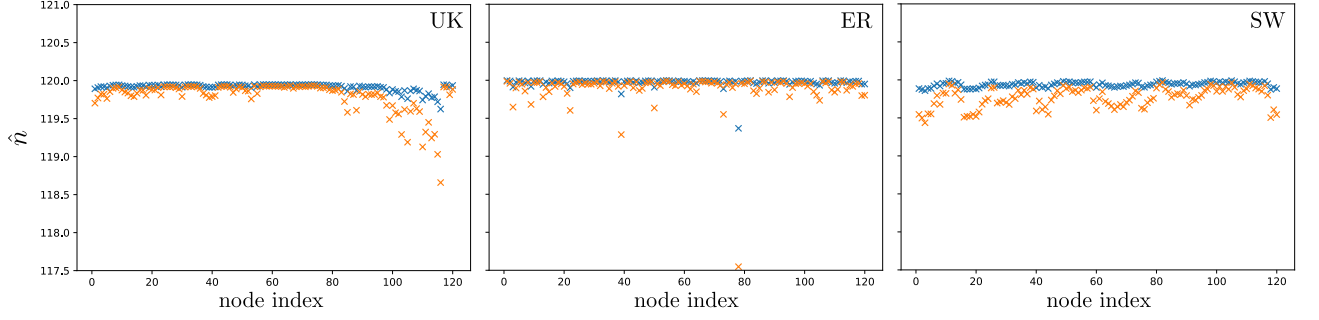


FIG. 2. Estimation of the number of agents from a single probing/measurement for the three networks UK, Erdős-Renyi, and Small-World. All of them have  $n = 120$  vertices. Left panel, UK:  $\omega_0/\lambda_2 = 0.02$  (orange),  $\omega_0/\lambda_2 = 0.01$  (blue); Middle panel, ER:  $\omega_0/\lambda_2 = 0.0025$  (orange),  $\omega_0/\lambda_2 = 0.00126$  (blue); Right panel, SW:  $\omega_0/\lambda_2 = 0.01$  (orange),  $\omega_0/\lambda_2 = 0.005$  (blue). Some crosses are slightly higher than 120 because of constant shifts in trajectories, as described in Sec. .

many agents,  $n_{\text{act}}$ , responded to the signal. Indeed, when  $\omega_0 \gg \lambda_\alpha$  the signal stays local and do not spread across the network while for  $\omega_0 \ll \lambda_\alpha$ , all agents in the networks respond together to the signal (i.e adiabatic shift in the parameters).

Injecting a probing signal with increasing frequency, one can then identify the smallest values of the spectrum of  $\mathcal{J}_f$ , which will be indicated by the fact that the probing does not spread to the whole network. This is illustrated in Fig. 1, where each cross corresponds to the fraction of agents that responded to the probing at a single agent. One observes that the boundaries (vertical dashed lines) of the spectrum of  $\mathcal{J}_f$  are roughly estimated by the transition from the probing signal staying local (large  $\omega_0$ ) to spreading over the whole network (small  $\omega_0$ ).

This gives at least an order of magnitude of the spectrum range, and hence of what is a "small" probing frequency.

### NUMBER OF AGENTS

The number of agents in a coupled system is one of its primal properties. However, there are many physical examples where this number is not known exactly [9, 12]. In this section, we introduce a method that allows to accurately determine the number of agents in any system governed by the dynamics of Eq. (2). Moreover, it requires to probe and measure a single node, which makes the method very efficient. Let us inject a probing signal, Eq. (5) at node  $i$ , with  $\omega_0 \ll \lambda_\alpha$ . Then for  $\omega_0$  sufficiently small one has,

$$x_i^{\max} = \max_t |x_i(t)| = \frac{2a_0}{n\omega_0}, \quad (8)$$

from which one obtains an estimate for the number of nodes as,

$$\hat{n} = \frac{2a_0}{x_i^{\max}\omega_0}. \quad (9)$$

Note that we take the maximum to have a better accuracy in the estimation. However one can choose a particular time step  $t$ , keeping in mind that  $t$  too short leads to vanishing values for Eq. (7). We check the validity of the estimation of Eq. (9) in Fig. 2. Each cross corresponds to  $\hat{n}$  obtained from a single node probing and measurement. One clearly sees that for  $\omega_0$  small enough compared to  $\lambda_2$ , the estimated number of agents precisely matches the real one.

### NETWORK INFERENCE

Assume now that each of the  $[n(n-1)]/2$  pairs  $(i, j)$ ,  $1 \leq i < j \leq n$ , can be probed. For each pair  $(i, j)$ , we can measure either  $\hat{x}_j^i(t)$  or  $\hat{x}_i^j(t)$ . According to Eq. (7) and by symmetry of  $\mathcal{J}_f$ , these two trajectories should be the same, at least for  $t$  sufficiently large, in order for the influence of initial conditions to vanish.

We will use the measured value  $\hat{x}_j^i(t)$  at large  $t$  to estimate  $\mathcal{J}_f^\dagger$  via Eq. (7). To do this, we need to remember that the dynamics of Eq. (1) are invariant under a constant shift of all variables. This implies that two trajectories whose initial conditions differ only by a constant shift of all variables are exactly parallel, i.e., the constant shift is preserved for all time. This means that, depending on the initial conditions (unknown a priori), the measured trajectory  $\hat{x}_j^i(t)$  might be shifted with respect to the predicted trajectory  $x_j^i(t)$  of Eq. (7). Denoting this constant shift as  $c := \hat{x}_j^i(t) - x_j^i(t)$ , one can rearrange Eq. (7) as

$$\begin{aligned} \hat{\mathcal{J}}_{f,ij}^\dagger &:= \mathcal{J}_{f,ij}^\dagger + \frac{c}{a_0 \sin(\omega_0 t)} \\ &= \left\{ \hat{x}_j^i(t) - \frac{a_0}{n\omega_0} [1 - \cos(\omega_0 t)] \right\} / [a_0 \sin(\omega_0 t)]. \end{aligned} \quad (10)$$

Whereas we cannot determine the value of  $c$ , this is not an issue, as we show now. Indeed, the constant vector  $\mathbf{u}_1 = n^{-1/2}(1, \dots, 1)^\top$  is an eigenvector of  $\mathcal{J}_f$ , and then

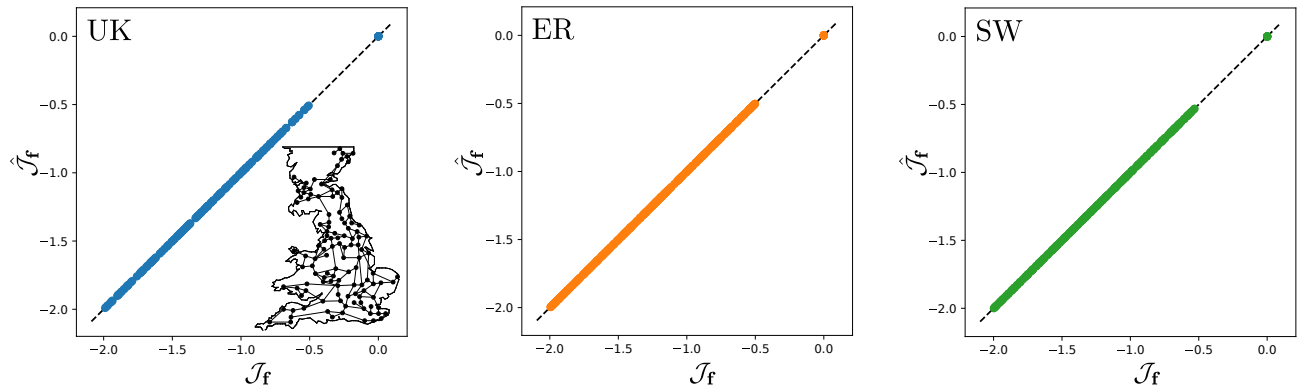


FIG. 3. Inferred vs. real values of the elements of the Jacobian matrix  $\mathcal{J}_f$  for the three networks UK (left panel), Erdős-Rényi (middle panel), and Small-World (right panel).

an eigenvector of  $\mathcal{J}_f^\dagger$  as well. As the eigenbasis of  $\mathcal{J}_f$  (and  $\mathcal{J}_f^\dagger$ ) is orthonormal, adding a constant value to each component of  $\mathcal{J}_f^\dagger$  does not modify its eigenbasis, and modifies only one of its eigenvalues,  $\lambda_1$ . Diagonalizing  $\hat{\mathcal{J}}_f^\dagger$ , it is then straightforward to replace its eigenvalue associated to  $\mathbf{u}_1$  by 0 (as it should be for the exact  $\mathcal{J}_f$  and  $\mathcal{J}_f^\dagger$ ) and to invert all other eigenvalues to recover  $\mathcal{J}_f$ . Remark that in order to avoid singularity in Eq. (10), one should choose a time step  $t$  such that  $\sin(\omega_0 t)$  is sufficiently different from zero.

The outcome of the procedure proposed above is illustrated in Fig. 3. Each dot corresponds to one element of the  $120 \times 120$  Jacobian matrix for the Kuramoto model on our selected graphs. One can see that the matrix is reconstructed with very high accuracy. In Fig. 4, we show the accuracy of the Jacobian estimate with respect to the frequency of the probing, normalized by  $\lambda_2$ . The accuracy of the estimate is measured as the Frobenius norm of the difference between the real Jacobian matrix  $\mathcal{J}_f$  and its estimate  $\hat{\mathcal{J}}_f$ . We see that the accuracy is very good, even for probing frequencies close to  $\lambda_2$ .

## OUTLOOK

We showed that based on a sinusoidal probing signal, injected at a node of a networked dynamical system while measuring the response of the network allows to:

- Estimate the range of the spectrum of the Jacobian matrix of the system around its current fixed state;
- Estimate the number of agents in the system very efficiently: single node measurement;
- Recover the network structure of the system with high fidelity.

The main advantages of our method are that it is non-invasive (does not disturb the system far from its operating state), it applies to a large set of coupling functions,

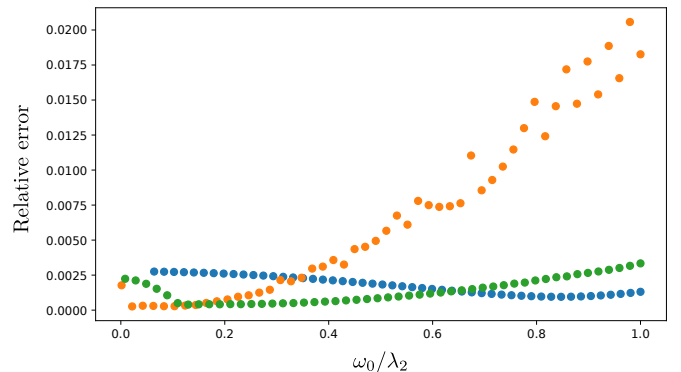


FIG. 4. Relative error in the estimate of the Jacobian matrix  $\hat{\mathcal{J}}_f$  with respect to the frequency of the probing signal, normalized by the smallest eigenvalue of the Jacobian, for the three networks UK (blue), Erdős-Rényi (orange), and Small-World (green). The relative error is computed as the Frobenius norm of the error of the Jacobian matrix normalized by the Frobenius norm of the real matrix. One sees that for probing frequencies smaller than 10% of  $\lambda_2$ , the estimate is very accurate.

whereas it requires to probe the system for a sufficiently long time, it only needs measurement at one time step. Its main drawback is that, in order to recover the network using sinusoidal probing, one needs to be able to probe any pair of nodes in the network. The subsequent work would then investigate to what extent and with what confidence the network structure can be inferred if one has only probed a subset of the nodes.

This work has been supported by the Swiss National Science Foundation under grant 200020\_182050

- 
- [1] S. Boccaletti, V. Latora, Y. Moreno, M. Chavez, and D.-U. Hwang, *Phys. Rep.* **424**, 175 (2006).
  - [2] M. Newman, *Networks* (Oxford University Press, 2018).
  - [3] S. Furutani, C. Takano, and M. Aida, *IEICE Trans.*

- Commun. **E102-B**, 799 (2019).
- [4] M. Timme, “Revealing network connectivity from response dynamics,” (2007).
  - [5] J. W. Pierre, N. Zhou, F. K. Tuffner, J. F. Hauer, D. J. Trudnowski, and W. A. Mittelstadt, IEEE Trans. Power Syst. **25**, 835 (2010).
  - [6] L. Dosiek, N. Zhou, J. W. Pierre, Z. Huang, and D. J. Trudnowski, IEEE Trans. Power Syst. **28**, 779 (2013).
  - [7] D. Yu, M. Righero, and L. Kocarev, Phys. Rev. Lett. **97**, 188701 (2006).
  - [8] M. K. S. Yeung, J. Tegnér, and J. J. Collins, **99**, 6163 (2002).
  - [9] H. Haehne, J. Casadiego, J. Peinke, and M. Timme, Phys. Rev. Lett. **122**, 158301 (2019).
  - [10] M. Tyloo, T. Coletta, and P. Jacquod, Phys. Rev. Lett. **120**, 084101 (2018).
  - [11] D. J. Watts and S. H. Strogatz, Nature **393**, 440 (1998).
  - [12] R.-Q. Su, W.-X. Wang, and Y.-C. Lai, Phys. Rev. E **85**, 065201 (2012).