

Choice Set Optimization Under Discrete Choice Models of Group Decisions

Kiran Tomlinson
Cornell University
kt@cs.cornell.edu

Austin R. Benson
Cornell University
arb@cs.cornell.edu

ABSTRACT

The way that people make choices or exhibit preferences can be strongly affected by the set of available alternatives, often called the choice set. Furthermore, there are usually heterogeneous preferences, either at an individual level within small groups or within sub-populations of large groups. Given the availability of choice data, there are now many models that capture this behavior in order to make effective predictions. However, there is little work in understanding how directly changing the choice set can be used to influence a group’s preferences or decisions. Here, we use discrete choice modeling to develop an optimization framework of such interventions for several problems of group influence, including maximizing agreement or disagreement and promoting a particular choice. We show that these problems are NP-hard in general but imposing restrictions reveals a fundamental boundary: promoting an item is easier than maximizing agreement or disagreement. After, we design approximation algorithms for the hard problems and show that they work extremely well for real-world choice data.

1 INTRODUCTION

Choosing from a set of alternatives is one of the most important actions people take, and choices determine the composition of governments, the success of corporations, and the formation of social connections. For these reasons, choice models have received significant attention in the fields of economics [51], psychology [54], and, as human-generated data has become increasingly available online, computer science [38, 44, 45]. In many cases, it is important that people have heterogeneous preferences; for example, people living in different parts of a town might prefer different government policies.

Much of the computational work on choice has been devoted to fitting models for predicting future choices. In addition to passive prediction, another area of interest is determining effective interventions to influence choice; advertising and political campaigning are prime examples. In heterogeneous groups, the goal might be to encourage consensus [1], or, in adversarial situations, to sow discord, e.g., amongst political parties [43].

One particular method of influence is introducing new alternatives or options. While early economic models assume that alternatives are irrelevant to the relative ranking of options [27, 31], experimental work has consistently found that new alternatives have strong effects on our choices [18, 47, 49, 52]; these effects are often called *context effects* or *choice set effects*. A well-known example is the compromise effect [48], which describes how people often prefer a middle ground (e.g., the middle-priced wine). Direct measurement on choice data have also revealed choice set effects in several domains [4, 45].

Here, we pose adding new alternatives as a discrete optimization problem for influencing a group of decision makers. To this end, we consider various models for how someone makes a choice from a given set of alternatives, where the model parameters can be readily estimated from data. In our setup, everyone has a base set of alternatives from which they make a choice, and the goal is to find a set of additional alternatives to optimize some function of the group’s joint preferences on the base set. We specifically analyze three objective functions: (i) *agreement* in preferences amongst the group; (ii) *disagreement* in preferences amongst the group; and (iii) *promotion* of a particular item.

We use the framework of *discrete choice* [51] to probabilistically model how someone makes a choice from a given set of alternatives, called the *choice set*. These models are parameterized for individual preferences; when fitting parameters from data, preferences are commonly aggregated at the level of a sub-population of individuals. Discrete choice models such as the multinomial logit and elimination-by-aspects have played a central role in behavioral economics for several decades with diverse applications, including forest management [15], social networks formation [38], and marketing campaigns [12]. More recently, new choice data and algorithms have spurred machine learning research on models for choice set effects [9, 40, 41, 44, 45].

We provide the relevant background on discrete choice models in Section 2. From this, we formally define and analyze three choice set optimization problems—AGREEMENT, DISAGREEMENT, and PROMOTION—and analyze them under four discrete choice models: multinomial logit [31], the context dependent random utility model [45], nested logit [32], and elimination-by-aspects [53]. We first prove that the choice set optimization problems are NP-hard in general for these models. After, we identify natural restrictions of the problems under which they become tractable. These restrictions reveal a fundamental boundary: promoting a particular item within a group is easier than minimizing or maximizing conflict. More specifically, we show that restricting the choice models can make PROMOTION tractable while leaving AGREEMENT and DISAGREEMENT NP-hard, indicating that the interaction between individuals introduces significant complexity to choice set optimization.

After this, we provide efficient approximation algorithms with guarantees for all three problems under several choice models, and we validate our algorithms on choice data. Model parameters are learned for different types of individuals based on features (e.g., where someone lives). From these learned models, we apply our algorithms to optimize group-level preferences. Our algorithms outperform a natural baseline on real-world data coming from transportation choices, insurance policy purchases, and online shopping.

1.1 Related work

Our work fits within recent interest from computer science and machine learning on discrete choice models in general and choice set effects in particular. For example, choice set effects abundant in online data has led to richer data models [6, 19, 28, 41, 44, 45], new methods for testing the presence of choice set effects [4, 45, 46], and new learning algorithms [9, 23]. More broadly, there are efforts on learning algorithms for multinomial logits mixtures [2, 21, 36, 57], Plackett-Luce models [30, 56], and other random utility models [5, 8, 37].

One of our optimization problems is maximizing group agreement by introducing new alternatives. This is motivated in part by how additional context can sway opinion on controversial topics [14, 25, 34]. There are also related algorithms for decreasing polarization in social networks [7, 13, 29, 35], although we have no explicit network and adopt a choice-theoretic framework.

Finally, our problems relate to group decision-making. In psychology, introducing new shared information is critical for group decisions [26, 50]. And in computer science, the complexity of group Bayesian reasoning is a concern [16, 17].

2 BACKGROUND AND PRELIMINARIES

We first introduce the discrete choice models that we analyze. In our context, one or more individuals is each making a (possibly random) *choice* of a single alternative (item) from a finite set of alternatives called a *choice set*. We use \mathcal{U} to denote the universe of items and $C \subseteq \mathcal{U}$ the choice set. Thus, given C , an individual chooses an item $x \in C$.

Given C , a discrete choice *model* induces a probability for choosing each item $x \in C$. We analyze four broad discrete choice models that are all *random utility models* (RUMs), which derive from economic rationality. In a RUM, an individual observes a random utility for each item $x \in C$ and then chooses the one with the largest utility. We model each individual’s choices through the same RUM but with possibly different parameters to capture preference heterogeneity. In this sense, we have a mixture model.

Choice data typically contains many observations from various choice sets. One person might make multiple choices, but we usually have data from a larger population. Thus, parameters for heterogeneous preferences capture sub-populations or types of individuals. For convenience, we still use “individual” or “person” when referring to parameters for a given type. We use “group” to refer to the entire population or the set of types. We use A to denote the set of individuals, and $a \in A$ indexes model parameters.

The parameters of the RUMs we analyze can be inferred from data, and our theoretical results and algorithms assume that we have learned these parameters. Our theoretical analysis is specifically focused on how the probability of selecting an item x from a choice set C changes as we add new alternative items from $\bar{C} = \mathcal{U} \setminus C$ to the choice set.

We let $n = |A|$, $k = |C|$, and $m = |\bar{C}|$ for notation. We mostly use $n = 2$, which is sufficient for hardness proofs.

2.1 Multinomial logit (MNL)

The multinomial logit (MNL) model [31] is the workhorse of discrete choice theory. In MNL, an individual a ’s preferences are encoded

by a true utility $u_a(x)$ for every item $x \in \mathcal{U}$. The observations are noisy random utilities $\tilde{u}_a(x) = u_a(x) + \varepsilon$, where ε follows a Gumbel distribution. Under this model, the probability that individual a picks item x from choice set C (i.e., $x = \arg \max_{y \in C} \tilde{u}_a(y)$) is the softmax over item utilities:

$$\Pr(a \leftarrow x \mid C) = \frac{e^{u_a(x)}}{\sum_{y \in C} e^{u_a(y)}}. \quad (1)$$

We use the term *exp-utility* to refer to $e^{u_a(x)}$. The utility of an item is often parameterized as a function of features of the item in order to generalize to unseen data; for example, a linear function is an additive utility model [55] and looks like logistic regression. For our analysis, we work directly with the utilities.

The MNL satisfies *independence of irrelevant alternatives* (IIA) [27], the property that for any two choice sets C, D and two items $x, y \in C \cap D$:

$$\frac{\Pr(a \leftarrow x \mid C)}{\Pr(a \leftarrow y \mid C)} = \frac{\Pr(a \leftarrow x \mid D)}{\Pr(a \leftarrow y \mid D)}. \quad (2)$$

In other words, the choice set has no effect on a ’s relative probability of choosing x or y .¹ Although IIA is intuitively pleasing, behavioral experiments show that it is often violated in practice [18, 49]. Thus, there are many models that account for IIA violations, including the other ones we analyze.

2.2 Context-dependent random utility model (CDM)

The context-dependent random utility model (CDM) [45] is an extension of MNL that can model IIA violations. The core idea is to approximate choice set effects by the effect of each item’s presence on the utilities of the other items. For instance, a diner’s preference for a rib eye steak may decrease relative to a fish option if a filet mignon is also available. Formally, each item z exerts a pull on a ’s utility from x , which we denote $p_a(z, x)$. The CDM then resembles the MNL with utilities $u_a(x \mid C) = u_a(x) + \sum_{z \in C} p_a(z, x)$. This leads to choice probabilities that are a softmax over the context-dependent utilities:

$$\Pr(a \leftarrow x \mid C) = \frac{e^{u_a(x \mid C)}}{\sum_{y \in C} e^{u_a(y \mid C)}}. \quad (3)$$

2.3 Nested logit (NL)

The nested logit (NL) model [32] instead accounts for choice set effects by grouping similar items into *nests* that people choose between successively. For example, a diner may first choose between a vegetarian, fish, or steak meal and then select a particular dish. NL can be derived by introducing correlation between the random utility noise ε in MNL; here, we instead consider a generalized tree-based version of the model.²

The (generalized) NL model for an individual a consists of a tree T_a with a leaf for each item in \mathcal{U} , where the internal nodes represent categories of items. Rather than having a utility only on items, each person a also has utilities $u_a(v)$ on all nodes $v \in T_a$

¹Over $a \in A$, we have a mixed logit which does not have to satisfy IIA [33]. Here, we are interested in the IIA property at the individual level.

²Certain parameter regimes in this generalized model do not correspond to RUMs [51], but this model is easier to analyze and captures the salient structure.

(except the root). Given a choice set C , let $T_a(C)$ be the subtree of T_a induced by C and all ancestors of C . To choose an item from C , a starts at the root and repeatedly picks between the children of the current node according to the MNL model until reaching a leaf.

2.4 Elimination-by-aspects (EBA)

While the previous models are based on MNL, the elimination-by-aspects (EBA) model [53] has a different structure. In EBA, each item x has a set of *aspects* x' representing properties of the item, and person a has a utility $u_a(\chi) > 0$ on each aspect χ . An item is chosen by repeatedly picking an aspect with probability proportional to its utility and eliminating all items that do not have that aspect until only one item remains (or, if all remaining items have the same aspects, the choice is made uniformly at random). For example, a diner may first eliminate items that are too expensive, then disregard meat options, and finally look for dishes with pasta before choosing mushroom ravioli. Formally, let $C' = \bigcup_{x \in C} x'$ be the set of aspects of items in C and let $C^0 = \bigcap_{x \in C} x'$ be the aspects shared by all items in C . Additionally, let $C_\chi = \{x \in C \mid \chi \in x'\}$. The probability that individual a picks item x from choice set C is recursively defined as

$$\Pr(a \leftarrow x \mid C) = \frac{\sum_{\chi \in x' \setminus C^0} u_a(\chi) \Pr(a \leftarrow x \mid C_\chi)}{\sum_{\psi \in C' \setminus C^0} u_a(\psi)}. \quad (4)$$

If all remaining items have the same aspects ($C' = C^0$), the denominator is zero, and $\Pr(a \leftarrow x \mid C) = \frac{1}{|C|}$ in that case.

2.5 Encoding MNLs in other models

Although the three models with context effects appear quite different, they all subsume the MNL model. Thus, if we prove a problem hard under MNL, then it is hard under all four models.

LEMMA 1. *The MNL model is a special case of the CDM, NL, and EBA models.*

PROOF. Let \mathcal{M} be an MNL model. For the CDM, use the utilities from \mathcal{M} and set all pulls to 0. For NL, make all items children of T_a 's root and use the utilities from \mathcal{M} . Lastly, for EBA, assign a unique aspect χ_x to each item $x \in \mathcal{U}$ with utility $u_a(\chi_x) = e^{u_a(x)}$. Following (4),

$$\Pr(a \leftarrow x \mid C) = \frac{u_a(\chi_x) \Pr(a \leftarrow x \mid C_{\chi_x})}{\sum_{\psi \in C' \setminus C^0} u_a(\psi)}.$$

Since $C_{\chi_x} = \{x\}$, $\Pr(a \leftarrow x \mid C_{\chi_x}) = 1$ and thus $\Pr(a \leftarrow x \mid C) \propto u_a(\chi_x) = e^{u_a(x)}$. \square

3 CHOICE SET OPTIMIZATION PROBLEMS

By introducing new alternatives to the choice set C , we can modify the relationships amongst individual preferences to influence the group. Similar ideas are well-studied in voting models, e.g., introducing alternatives to change winners selected by Borda count [11]. Here, we study how to optimize choice sets for various group-level objectives, measured in terms of individual choice probabilities coming from discrete choice models.

3.1 Minimizing or maximizing (dis)agreement

Since we are modeling the preferences of a group, one important metric is the amount of disagreement in the group about which item to select. Given any set of alternatives $Z \subseteq \bar{C}$ we might introduce, we quantify the disagreement this would induce as the sum of all pairwise differences between individual choice probabilities over C :

$$D(Z) = \sum_{\{a,b\} \subseteq A, x \in C} |\Pr(a \leftarrow x \mid C \cup Z) - \Pr(b \leftarrow x \mid C \cup Z)|. \quad (5)$$

Here, we care about the disagreement on the original choice set C created by the new choice set $C \cup Z$. In this setup, C could represent core options (e.g., two major health care policies under deliberation) and Z some additional alternatives designed to sway opinions.

Concretely, we study the following problem: given A, C, \bar{C} , and a choice model, minimize (or maximize) $D(Z)$ over $Z \subseteq \bar{C}$. We call the minimization problem AGREEMENT and the maximization problem DISAGREEMENT. AGREEMENT has applications in encouraging consensus, while DISAGREEMENT yields insight into how susceptible a group may be to an adversary who wishes to increase conflict.

3.2 Promotion

Another natural objective is to promote an item, which is of considerable interest in online advertising and content recommendation. Given A, C, \bar{C} , a choice model, and a target item $x^* \in C$, the PROMOTION problem is to find the set of alternatives $Z \subseteq \bar{C}$ whose introduction maximizes the number of individuals whose “favorite” item in C is x^* . Formally, this means maximizing the number of individuals $a \in A$ for which $\Pr(a \leftarrow x^* \mid C \cup Z) > \Pr(a \leftarrow x \mid C \cup Z)$, $x \in C$, $x \neq x^*$. This also has applications in voting, where questions about the influence of new candidates constantly arise. One of our contributions in this paper is showing that promotion is often easier (in a computational complexity sense) than disagreement optimization.

4 HARDNESS RESULTS

We now characterize the computational complexity of AGREEMENT, DISAGREEMENT, and PROMOTION under the four discrete choice models. We first show that AGREEMENT and DISAGREEMENT are NP-hard under all four models and that PROMOTION is NP-hard under the three models with context effects. After, we prove that imposing additional restrictions on these discrete choice models can make PROMOTION tractable while leaving AGREEMENT and DISAGREEMENT NP-hard.

Some choice models have extra degrees of freedom, e.g., MNL has additive-shift-invariant utilities. For inference, we can just a standard form (such as sum of utilities equals zero). For ease of analysis, we do not use such standard forms, but the choice probabilities remain unambiguous.

4.1 AGREEMENT

Although the MNL model does not have any context effects, introducing alternatives to the choice set can still affect the relative preferences of two different individuals. In particular, introducing alternatives can impact disagreement in a sufficiently complex way to make identifying the optimal set of alternatives computationally

hard. Our proof of Theorem 2 uses a very simple MNL in the reduction, with only two individuals and two items in C , where the two individuals have *exactly the same utilities on alternatives*. In other words, even when individuals agree on new alternatives, making them agree on the choice set is hard.

THEOREM 2. *In the MNL model, AGREEMENT is NP-hard, even with just two items in C and two individuals that have identical utilities on items in \bar{C} .*

PROOF. By reduction from PARTITION. Let S be the set of integers we wish to partition into two subsets with equal sum. We construct an instance of DISAGREEMENT with $A = \{a, b\}$, $C = \{x, y\}$, $\bar{C} = S$ (abusing notation to identify alternatives with the PARTITION integers). Let $t = \frac{1}{2} \sum_{z \in S} z$. We define the utilities to be: $u_a(x) = \log t$, $u_b(x) = \log 3t$, $u_a(y) = \log t$, $u_b(y) = \log 2t$, and $u_a(z) = u_b(z) = \log z$ for all $z \in \bar{C}$. The disagreement induced by a set of alternatives $Z \subseteq \bar{C}$ is characterized by its sum of exp-utility $s_Z = \sum_{z \in Z} z$:

$$D(Z) = \left| \frac{t}{2t + s_Z} - \frac{3t}{5t + s_Z} \right| + \left| \frac{t}{2t + s_Z} - \frac{2t}{5t + s_Z} \right|.$$

The total exp-utility of all items in \bar{C} is $2t$. On the interval $[0, 2t]$, $D(Z)$ achieves its minimum $\frac{1}{6}$ at $s_Z = t$ (Appendix Fig. 3). Thus, if we could efficiently find the set Z minimizing $D(Z)$, then we could efficiently solve PARTITION. \square

From Lemma 1, the other models we consider can all encode any MNL instance, which leads to the following corollary.

COROLLARY 1. *AGREEMENT is NP-hard in the CDM, NL, and EBA models.*

4.2 DISAGREEMENT

Using a similar strategy, we can construct an MNL instance whose disagreement is maximized rather than minimized at a particular target value (Theorem 3). The reduction requires an even simpler MNL setup.

THEOREM 3. *In the MNL model, DISAGREEMENT is NP-hard, even with just one item in C and two individuals that have identical utilities on items in \bar{C} .*

PROOF. By reduction from SUBSET SUM. Let S be a set of positive integers with target t . Let $A = \{a, b\}$, $C = \{x\}$, $\bar{C} = S$, with utilities: $u_a(x) = \log 2t$, $u_b(x) = \log t/2$, and $u_a(z) = u_b(z) = \log z$ for all $z \in \bar{C}$. Letting $s_Z = \sum_{z \in Z} z$, including $Z \subseteq \bar{C}$ makes the disagreement

$$D(Z) = \left| \frac{2t}{2t + s_Z} - \frac{t/2}{t/2 + s_Z} \right|.$$

For $s_Z \geq 0$, this function achieves its maximum $\frac{1}{3}$ at $s_Z = t$ (Appendix Fig. 3). Thus, if we could efficiently maximize $D(Z)$, then we could efficiently solve SUBSET SUM. \square

By Lemma 1, we again have the following corollary.

COROLLARY 2. *DISAGREEMENT is NP-hard in the CDM, NL, and EBA models.*

4.3 PROMOTION

In choice models with no context effects, PROMOTION has a constant-time solution: under IIA, the presence of alternatives has no effect on an individual's relative preference for items in C . However, PROMOTION is more interesting with context effects, and we show that it is NP-hard for CDM, NL, and EBA. In Section 4.4, we will show that restrictions of these models make PROMOTION tractable but keep AGREEMENT and DISAGREEMENT hard.

THEOREM 4. *In the CDM model, PROMOTION is NP-hard, even with just one individual and three items in C .*

PROOF. By reduction from SUBSET SUM. Let set S with target t be an instance of SUBSET SUM. Let $A = \{a\}$, $C = \{x^*, w, y\}$, $\bar{C} = S$. Using tuples interpreted entry-wise for brevity, suppose that we have the following utilities: $u_a(\langle x^*, w, y \rangle | C) = \langle 1, t, -t \rangle$, $u_a(z) = -\infty$ for all $z \in \bar{C}$, and $p_a(z, \langle x^*, w, y \rangle) = \langle z, 0, 2z \rangle$ for all $z \in \bar{C}$. We wish to promote x^* . Let $s_Z = \sum_{z \in Z} z$. When we include the alternatives in Z , x^* is the most likely to be chosen if and only if $1 + s_Z > t$ and $1 + s_Z > -t + 2s_Z$. Since s_Z and t are integers, this is only possible if $s_Z = t$. Thus, if we could efficiently promote x^* , then we could efficiently solve SUBSET SUM. \square

We use the same Goldilocks strategy in our proofs for the NL and EBA models (details in Appendix A): by carefully defining utilities, we create choice instances where the optimal promotion solution is to pick just the right quantity of alternatives to increase preference for one item without going past the target. However, the NL model poses a novel challenge compared to the CDM. With CDM, alternatives can increase the choice probability of an item in C , but in the NL, new alternatives only lower choice probabilities. Nonetheless, promotion is still difficult.

THEOREM 5. *In the NL model, PROMOTION is NP-hard, even with just two individuals and two items in C .*

This construction relies on the two individuals having different tree structures for their nested logits. We will see in Section 4.4 that this is a necessary condition for the hardness of PROMOTION. Finally, we have the following hardness result for EBA, the proof of which is also in Appendix A.

THEOREM 6. *In the EBA model, PROMOTION is NP-hard, even with just two individuals and two items in C .*

4.4 Restricted models that make promotion easier

We now show that, in some sense, PROMOTION is a fundamentally easier problem than AGREEMENT or DISAGREEMENT. Specifically, there are simple restrictions on CDM, NL, and EBA that make PROMOTION tractable but leave AGREEMENT and DISAGREEMENT NP-hard. Importantly, these restrictions still allow for context effects; in particular, they do not degenerate into an MNL, in which promoting an item through introducing alternatives is impossible. In Appendix B, we also prove a strong restriction on the MNL model where AGREEMENT and DISAGREEMENT are tractable, but we could not find meaningful restrictions for similar results on the other models.

4.4.1 2-item CDM with equal context effects. The proof of Theorem 4 shows that PROMOTION is hard with only a single individual and three items in C . However, if C only has two items and context effects are the same (i.e., $p_a(z, \cdot)$ is the same for all $z \in \bar{C}$), then PROMOTION is tractable. The optimal solution is to include all alternatives that increase utility for x^* more than the other item, as doing so makes strict progress on promoting x^* . If individuals have different context effects or if there are more than two items, then there can be conflicts between which items should be included. Although this restriction makes PROMOTION tractable, it leaves AGREEMENT and DISAGREEMENT NP-hard: the proofs of Theorems 2 and 3 can be interpreted as 2-item and 1-item CDMs with equal (zero) context effects.

4.4.2 Same-tree NL. If we require that all individuals share the same NL tree structure, but still allow different utilities, then promotion becomes tractable. For each $z \in \bar{C}$, we can determine whether it reduces the relative choice probability of x^* based on its position in the tree: adding z decreases the relative choice probability of x^* if and only if z is a sibling of any ancestor of x^* (including x^*) or if it causes such a sibling to be added to $T_a(C)$. Thus, the solution to PROMOTION is to include all z not in those positions, which is a polynomial-time check. This restriction leaves AGREEMENT and DISAGREEMENT NP-hard via Theorems 2 and 3 as we can still encode any MNL model in a same-tree NL using the tree in which all items are children of the root.

4.4.3 Disjoint-aspect EBA. The following condition on aspects makes promoting x^* tractable: for all $z \in \bar{C}$, either $z' \cap x^{*'} = \emptyset$ or $z' \cap y' = \emptyset$ for all $y \in C$, $y \neq x^*$. That is, alternatives either share no aspects with x^* or share no aspects with other items in C . This prevents alternatives from cannibalizing from both x^* and its competitors. To promote x^* , we include all alternatives that share aspects with x^* 's competitors but not x^* , which strictly promotes x^* . This condition is slightly weaker than requiring all items to have disjoint aspects, which degenerates to MNL. However, this condition is again not sufficient to make AGREEMENT and DISAGREEMENT tractable, since any MNL model can be encoded in a disjoint-aspect EBA instance.

5 APPROXIMATION ALGORITHMS

Thus far, we have seen that several interesting group decision-making problems are NP-hard across standard discrete choice models. Here, we provide a positive result: we can compute arbitrarily good approximate solutions to many instances of these problems in polynomial time. We focus our analysis on Algorithm 1, which is an ε -additive approximation algorithm to AGREEMENT under MNL, with runtime polynomial in k , m , and $\frac{1}{\varepsilon}$, but exponential in n (recall that $k = |C|$, $m = |\bar{C}|$, and $n = |A|$). In contrast, the brute force approach of testing every possible set of alternatives is exponential in m and polynomial in k and n . AGREEMENT is NP-hard even with $n = 2$ (Theorem 2), so our algorithm provides a substantial efficiency improvement. We discuss how to extend this algorithm to other objectives (such as DISAGREEMENT and PROMOTION) and other choice models later in the section.

Algorithm 1 is based on an FPTAS for SUBSET SUM [10], and the first parts of our analysis follow some of the same steps. The core

Algorithm 1 ε -additive approximation for AGREEMENT in the MNL model.

```

1 Input:  $n$  individuals  $A$ ,  $k$  items  $C$ ,  $m$  alternatives  $\bar{C}$ , utilities
    $u_a(\cdot) > 0$ 
2  $e_{ax} \leftarrow e^{u_a(x)}$ ,  $s_a \leftarrow \sum_{z \in \bar{C}} e_{az}$ ,  $\delta \leftarrow \varepsilon / (2km \binom{n}{2})$ 
3  $L_0 \leftarrow$  empty  $n$ -dimensional array* whose  $a$ th dimension has
   size  $1 + \lceil \log_{1+\delta} s_a \rceil$ 
4  $L_0[0, \dots, 0] \leftarrow \emptyset, 0, \dots, 0$ 
5 for  $i = 1$  to  $m$  do
6    $z \leftarrow \bar{C}[i - 1]$ ,  $L_i \leftarrow L_{i-1}$ 
7   for each cell of  $L_{i-1}$  containing  $Z, t_1, \dots, t_n$  do
8      $h \leftarrow$  indexing tuple into  $L_i$  whose  $j$ th entry is
        $\lceil \log_{1+\delta}(t_j + e_{a_j z}) \rceil$ 
9     if  $L_i[h]$  is empty then
10        $L_i[h] \leftarrow Z \cup \{z\}, t_1 + e_{a_1 z}, \dots, t_n + e_{a_n z}$ 
11 compute  $D(Z)$  for every set  $Z$  in  $L_m$  (see Eq. (5))
12 return the set that resulted in minimal disagreement

```

*We use a hash table in practice since L_i is typically sparse.

idea of our algorithm is that a set of items can be characterized by its exp-utility sums for each individual and that there are only polynomially many combinations of exp-utility sums that differ by more than a multiplicative factor $1 + \delta$. We can therefore compute all sets of alternatives with meaningfully different impacts and pick the best one. For the purpose of the algorithm, we assume all utilities are positive (otherwise we may access a negative index); utilities can always be shifted by a constant to satisfy this requirement.

THEOREM 7. *Algorithm 1 is an ε -additive approximation for AGREEMENT in the MNL model.*

PROOF. We will use the following lemma:

LEMMA 8. *Let \bar{C}_i be the first i elements processed by the outer for loop. At the end of the algorithm, for all $Z \subseteq \bar{C}_i$ with exp-utility totals t_a , there exists some $Z' \in L_i$ with exp-utility totals t'_a such that $\frac{t_a}{(1+\delta)^i} < t'_a < t_a(1+\delta)^i$, for all $a \in A$ (with δ as defined in Algorithm 1, Line 2).*

The proof is in Appendix C. Now let $\beta = \varepsilon / (k \binom{n}{2})$. Following our choice of δ and using Lemma 8, at the end of the algorithm, the optimal disagreement set $Z^* \subseteq \bar{C}$ has some representative Z' in L_m such that

$$\frac{t_a^*}{(1 + \beta / (2m))^m} < t'_a < t_a^* (1 + \beta / (2m))^m, \forall a \in A.$$

Since $e^x \geq (1 + x/m)^m$, we have:

$$\frac{t_a^*}{e^{\beta/2}} < t'_a < t_a^* e^{\beta/2}.$$

Then, since $e^x \leq 1 + x + x^2$ when $x < 1$,

$$\frac{t_a^*}{1 + \beta/2 + \beta^2/4} < t'_a < t_a^* (1 + \beta/2 + \beta^2/4).$$

Finally, $\frac{t_a^*}{1+\beta} < t'_a < t_a^* (1+\beta)$ since $0 < \beta < 1$.

Now we show that $D(Z^*)$ and $D(Z')$ differ by at most ε . To do so, we first bound the difference between $\Pr(a \leftarrow x \mid C \cup Z^*)$ and

$\Pr(a \leftarrow x \mid C \cup Z')$ by β . Let c_a be the total exp-utility of a on C . By the above reasoning,

$$\frac{e_{ax}}{c_a + t_a^*(1 + \beta)} < \frac{e_{ax}}{c_a + t_a'} < \frac{e_{ax}}{c_a + \frac{t_a^*}{1 + \beta}},$$

where the middle term is equal to $\Pr(a \leftarrow x \mid C \cup Z')$. From the lower bound, the difference between $\Pr(a \leftarrow x \mid C \cup Z^*)$ and $\Pr(a \leftarrow x \mid C \cup Z')$ could be as large as

$$\begin{aligned} & \frac{e_{ax}}{c_a + t_a^*} - \frac{e_{ax}}{c_a + t_a^*(1 + \beta)} \\ &= \frac{e_{ax} t_a^* \beta}{(c_a + t_a^*)(c_a + t_a^*(1 + \beta))} < \frac{e_{ax} t_a^* \beta}{2c_a t_a^*} \leq \frac{\beta}{2}. \end{aligned}$$

Now for the upper bound, the difference between $\Pr(a \leftarrow x \mid C \cup Z^*)$ and $\Pr(a \leftarrow x \mid C \cup Z')$ could be as large as

$$\begin{aligned} & \frac{e_{ax}}{c_a + \frac{t_a^*}{1 + \beta}} - \frac{e_{ax}}{c_a + t_a^*} = \frac{e_{ax} t_a (1 - \frac{1}{1 + \beta})}{(c_a + \frac{t_a^*}{1 + \beta})(c_a + t_a^*)} \\ &= \frac{e_{ax} t_a^* \beta}{(c_a (1 + \beta) + t_a^*)(c_a + t_a^*)} < \frac{e_{ax} t_a^* \beta}{2c_a t_a^*} \leq \frac{\beta}{2}. \end{aligned}$$

Thus, $\Pr(a \leftarrow x \mid C \cup Z^*)$ and $\Pr(a \leftarrow x \mid C \cup Z')$ differ by at most $\frac{\beta}{2}$. Using the same argument for an individual b , the disagreement between a and b about x can only increase by β with the set Z compared to the optimal set Z^* . Since there are $\binom{n}{2}$ pairs of individuals and k items in C , the total error of the algorithm is bounded by $k \binom{n}{2} \beta = \varepsilon$. \square

We now show that the runtime of Algorithm 1 is $O((m + kn^2)(1 + \lceil \log_{1+\delta} s \rceil)^n)$, where $s = \max_a s_a$ is the maximum exp-utility sum for any individual. Thus, for any fixed n , this runtime is bounded by a polynomial in k, m , and $\frac{1}{\varepsilon}$. To see this, first note that the size of L_m is bounded above by $(1 + \lceil \log_{1+\delta} s \rceil)^n$. For each $z \in \bar{C}$, we perform constant-time operations on each entry of L_m , for a total of $O(m(1 + \lceil \log_{1+\delta} s \rceil)^n)$ time. Then we compute $D(Z)$ for each cell of L_m , which takes $O(kn^2)$ time per cell. The total runtime is therefore $O((m + kn^2)(1 + \lceil \log_{1+\delta} s \rceil)^n)$ as claimed. Finally, $(1 + \lceil \log_{1+\delta} s \rceil)^n$ is bounded by a polynomial in m, k , and $\frac{1}{\varepsilon}$ for any fixed n (see Appendix C.2).

We have seen that AGREEMENT is NP-hard even when individuals have equal utilities on alternatives. In this case, we only need to compute exp-utility sums for a single individual, which brings its running time down to $O((m + kn^2) \log_{1+\delta} s)$.

5.1 Extensions to other objectives and models

Algorithm 1 can be easily extended to any objective function that is efficiently computable from utilities. For instance, Algorithm 1 can be adapted for DISAGREEMENT by replacing the word “minimal” with the word “maximal” in Line 12.

Algorithm 1 can also be adapted for CDM and NL. The analysis is similar and details are in Appendix C, although the running times and guarantees are different. With CDM, the exponent in the runtime increases to nk for AGREEMENT/DISAGREEMENT, and the ε -additive approximation is guaranteed only if items in \bar{C} exert zero pulls on each other. However, even for the general CDM, our experiments will show that the adapted algorithm remains a useful heuristic. When we adapt Algorithm 1 for NL, we retain the full

Table 1: Dataset statistics: item, observation, and unique choice set counts; and percent of observations in sub-population splits.

Dataset	# items	# obs.	# sets	split %
SFWORK	6	5029	12	16/84
ALLSTATE	24	97009	2697	45/55
YOOCHOOSE	41	90493	1567	47/53

Table 2: Sum of error over all 2-item choice sets C compared to optimal (brute force) on SFWORK. Algorithm 1 is optimal.

Model	Problem	Greedy	Algorithm 1
MNL	AGREEMENT	0.03	0.00
	DISAGREEMENT	0.00	0.00
rank-2 CDM	AGREEMENT	0.14	0.00
	DISAGREEMENT	0.13	0.00
NL	AGREEMENT	0.00	0.00
	DISAGREEMENT	0.00	0.00

approximation guarantee but the exponent in the runtime increases and has a dependence on the tree size.

PROMOTION is not interesting under MNL and also has a discrete rather than continuous objective, i.e., the number of people with favorite item x^* in C . For models with context effects, we can define a meaningful notion of approximation.

Definition 1. Given the choice set $C \cup Z$, $y \in C$ is an ε -favorite item of a if $\Pr(a \leftarrow y \mid C \cup Z) + \varepsilon \geq \Pr(a \leftarrow x \mid C \cup Z)$ for all $x \in C$.

A solution then ε -approximates PROMOTION if the number of people for whom x^* is an ε -favorite item is at least the value of the optimal PROMOTION solution. Using this, we can adapt Algorithm 1 for PROMOTION for CDM and NL. Again, the CDM version has approximation guarantees in certain parameter regimes and the NL has full approximation guarantees. Since we do not have compute $D(Z)$, the runtimes lose the kn^2 term compared to the AGREEMENT/DISAGREEMENT versions (Appendix C.5).

Finally, EBA has considerably different structure than the other models. We leave algorithms for EBA for future work.

6 EXPERIMENTAL RESULTS

We apply our methods to three datasets (Table 1). The SFWORK dataset [24] comes from a survey of San Francisco residents on available (choice set) and selected (choice) transportation options to get to work. We split the respondents into two segments ($|A| = 2$) according to whether or not they live in the “core residential district of San Francisco or Berkeley.” The ALLSTATE dataset [20] consists of insurance policies (items) characterized by anonymous categorical features A–G with 2 to 4 values each. Each customer views a set of policies (the choice set) before purchasing one. We reduce the number of items to 24 by considering only features A, B, and C. To model different types of individuals, we split the data into homeowners and non-homeowners (again, $|A| = 2$). The YOOCHOOSE dataset [3] contains online shopping data. Clicks and purchases were stored for user browsing sessions of categorized items. Choice sets are unique categories browsed in a session and the choice is the category of the purchased product (categories appearing fewer than 20 times were omitted). We split the choice

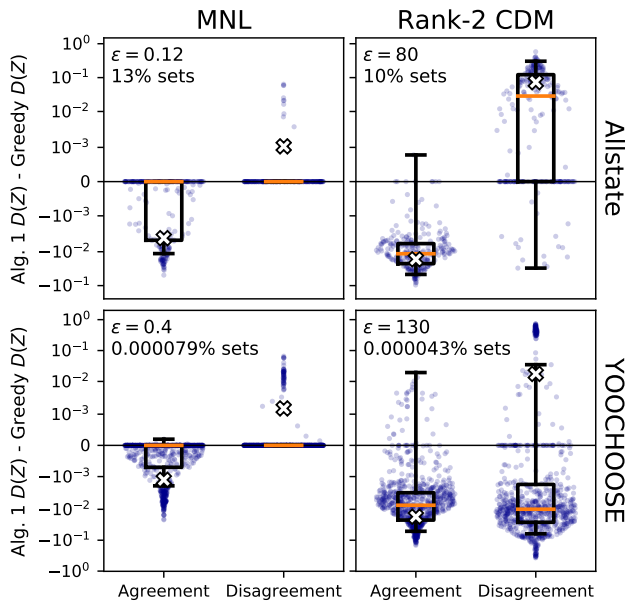


Figure 1: Algorithm 1 vs. Greedy performance box plots when applied to all 2-item choice sets in ALLSTATE and YOOCHOOSE under MNL and CDM (subplots also show ϵ and the percent of subsets of \bar{C} computed by Algorithm 1). Each point is the difference in $D(Z)$ when Algorithm 1 and Greedy are applied to a particular choice set. Horizontal spread shows approximate density and the Xs mark means. A negative (resp. positive) y -value for AGREEMENT (resp. DISAGREEMENT) indicates that Algorithm 1 outperformed Greedy. Algorithm 1 performs better in all cases except for DISAGREEMENT under CDM with YOOCHOOSE. Even in this exception, though, our approach finds a few very good solutions and Algorithm 1 has a better mean improvement.

data into two nearly equal-sized sub-populations by thresholding on the purchase timestamps.

For inferring maximum-likelihood models from data, we use PyTorch’s Adam optimizer [22, 39] with learning rate 0.05, weight decay 0.00025, batch size 128, and the amsgrad flag [42]. We use the low-rank (rank-2) CDM [45] that expresses pulls as the inner product of item embeddings. Our code—including implementations of Algorithm 1 and instructions for reproducing all experiments—is available at <https://github.com/tomlinsonk/choice-set-opt>.

For SFWORK under the MNL, CDM, and NL models, we considered all 2-item choice sets C (using all other items for \bar{C}) for AGREEMENT and DISAGREEMENT (for the NL model, we used the best-performing tree from Koppelman and Bhat [24]). We compare Algorithm 1 ($\epsilon = 0.01$) to a greedy approach (henceforth, “Greedy”) that builds Z by repeatedly selecting the item from \bar{C} that, when added to Z , most improves the objective, if such an item exists. This dataset was small enough to compare against the optimal, brute-force solution (Table 2). In all cases, Algorithm 1 finds the optimal solution, while Greedy is often suboptimal. However, for this value of ϵ , we find that Algorithm 1 searches the entire space and actually computes the brute force solution (we get the number of sets analyzed by Algorithm 1 from $|L_m|$ for a given ϵ and compare it to $2^{|\bar{C}|}$).

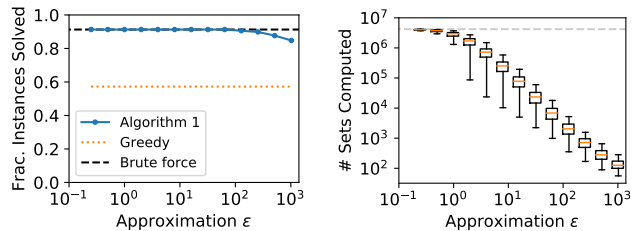


Figure 2: PROMOTION results on ALLSTATE. (Left) Success rate comparison; Algorithm 1 has near-optimal performance (about 9% of instances have no PROMOTION solution). (Right) Number of subsets of \bar{C} computed by Algorithm 1 (dashed gray line at $2^{22} = 2^m$ for brute force computation).

Even though we have an asymptotic polynomial runtime guarantee, for small enough datasets, we might not see computational savings. Running with larger ϵ yielded similar results, even for $\epsilon > 2$, when our bounds are vacuous.

The results still highlight two important points. First, even on small datasets, Greedy can be sub-optimal. For example, for AGREEMENT under CDM with $C = \{\text{drive alone, transit}\}$, Algorithm 1 found the optimal solution $Z = \{\text{bike, walk}\}$, inferring that both sub-populations agree on both driving less and taking transit less. However, Greedy just introduced a car pooling option, which has a much lower effect on discouraging driving alone or taking transit, thereby resulting in lower agreement between city and suburban residents.

Second, our theoretical bounds can be more pessimistic than what happens in practice. Thus, we can consider larger values of ϵ to reduce the search space; Algorithm 1 remains a principled heuristic, and we can measure how much of the search space Algorithm 1 considers. This is the approach we take for the ALLSTATE and YOOCHOOSE data, where find that Algorithm 1 far outperforms its theoretical worst-case bound. We again considered all 2-item choice sets C and tested our method under MNL and CDM³, setting ϵ so that the experiment took about 30 minutes to run for ALLSTATE and 2 hours for YOOCHOOSE. Algorithm 1 consistently outperforms Greedy (Fig. 1), even with $\epsilon > 2$ for CDM. Moreover, Algorithm 1 only computes a small fraction of possible sets of alternatives, especially for YOOCHOOSE. Greedy does fairly well for DISAGREEMENT under CDM with YOOCHOOSE, which is reasonable given that we only have theory for CDM under certain parameter regimes. Still, even in this case, Algorithm 1 performs significantly better in enough instances for the mean (but not median) performance to be better than Greedy.

6.1 PROMOTION

Finally, we applied the CDM PROMOTION version of Algorithm 1 for ALLSTATE. For each 2-item choice set C , we attempted to promote the less-popular item of the pair using brute-force, the greedy algorithm, and Algorithm 1. Algorithm 1 promoted items optimally in all cases, up to $\epsilon = 64$, above which it failed in only 2–18 of 276 choice sets (Fig. 2, left). (Here, successful promotion means that the item becomes the true favorite among C , not the ϵ -favorite.)

³In this case, we did not have available tree structures for NL, which are difficult to derive from data [4].

On the other hand, Greedy failed in 43% of the instances. As in the previous experiment, our algorithm’s performance in practice far exceeds the worst-case bounds. The number of sets tested by Algorithm 1 falls dramatically as ϵ increases (Fig. 2, right). With more items (or a smaller range of utilities), the value of ϵ required to achieve the same speedup over brute force would be smaller (as with YOOCHOOSE). In tandem, these results show that we get near-optimal PROMOTION performance with far fewer set computations than brute force.

7 CONCLUSION

Our choices are influenced by the alternatives that are available to us, i.e., the choice set. This has large impacts in a group setting, where altering the choice set can encourage agreement or create new conflict between individuals. We formulated this as an algorithmic question: how can we optimize the choice set for some objective?

We showed that choice set optimization is NP-hard for natural objectives under standard discrete choice models; however, we also found that model restrictions makes promoting a choice easier than encouraging a group to agree or disagree. A more general characterization of this divide would be useful. We also developed approximation algorithms for these hard problems that are effective in practice, although there remains a gap between theoretical approximation bounds and real-world data observations.

8 ACKNOWLEDGEMENTS

This research was supported by NSF Award DMS-1830274, ARO Award W911NF19-1-0057, and ARO MURI. We thank Johan Ugander for helpful conversations.

REFERENCES

- [1] Ofra Amir, Barbara J Grosz, Krzysztof Z Gajos, Sonja M Swenson, and Lee M Sanders. 2015. From care plans to care coordination: Opportunities for computer support of teamwork in complex healthcare. In *Proceedings of the 33rd Annual ACM Conference on Human Factors in Computing Systems*. ACM, 1419–1428.
- [2] Ammar Ammar, Sewoong Oh, Devavrat Shah, and Luis Filipe Voloch. 2014. What’s your choice?: learning the mixed multi-nomial. In *ACM SIGMETRICS Performance Evaluation Review*. ACM, 565–566.
- [3] David Ben-Shimon, Alexander Tsikinovsky, Michael Friedmann, Bracha Shapira, Lior Rokach, and Johannes Hoerle. 2015. RecSys challenge 2015 and the YOOCHOOSE dataset. In *Proceedings of the 9th ACM Conference on Recommender Systems*. 357–358.
- [4] Austin R Benson, Ravi Kumar, and Andrew Tomkins. 2016. On the Relevance of Irrelevant Alternatives. In *Proceedings of the 25th International Conference on World Wide Web*. International World Wide Web Conferences Steering Committee, 963–973.
- [5] Austin R Benson, Ravi Kumar, and Andrew Tomkins. 2018. A discrete choice model for subset selection. In *Proceedings of the Eleventh ACM International Conference on Web Search and Data Mining*. ACM, 37–45.
- [6] Shuo Chen and Thorsten Joachims. 2016. Predicting matchups and preferences in context. In *Proceedings of the 22nd ACM SIGKDD International Conference on Knowledge Discovery and Data Mining*. ACM, 775–784.
- [7] Xi Chen, Jeffrey Lijffijt, and Tijl De Bie. 2018. Quantifying and minimizing risk of conflict in social networks. In *Proceedings of the 24th ACM SIGKDD International Conference on Knowledge Discovery & Data Mining*. ACM, 1197–1205.
- [8] Flavio Chierichetti, Ravi Kumar, and Andrew Tomkins. 2018. Discrete choice, permutations, and reconstruction. In *Proceedings of the Twenty-Ninth Annual ACM-SIAM Symposium on Discrete Algorithms*. SIAM, 576–586.
- [9] Flavio Chierichetti, Ravi Kumar, and Andrew Tomkins. 2018. Learning a mixture of two multinomial logits. In *International Conference on Machine Learning*. 960–968.
- [10] Thomas H Cormen, Charles Eric Leiserson, Ronald L Rivest, and Clifford Stein. 2001. *Introduction to Algorithms*. MIT Press.
- [11] David Easley and Jon Kleinberg. 2010. *Networks, Crowds, and Markets*. Cambridge University Press.
- [12] Peter S Fader and Leigh McAlister. 1990. An elimination by aspects model of consumer response to promotion calibrated on UPC scanner data. *Journal of Marketing Research* 27, 3 (1990), 322–332.
- [13] Kiran Garimella, Gianmarco De Francisci Morales, Aristides Gionis, and Michael Mathioudakis. 2017. Reducing controversy by connecting opposing views. In *Proceedings of the Tenth ACM International Conference on Web Search and Data Mining*. ACM, 81–90.
- [14] Eduardo Graells-Garrido, Mounia Lalmas, and Daniele Quercia. 2014. People of opposing views can share common interests. In *Proceedings of the 23rd International Conference on World Wide Web*. ACM, 281–282.
- [15] Nick Hanley, Robert E Wright, and Vic Adamowicz. 1998. Using choice experiments to value the environment. *Environmental and Resource Economics* 11, 3–4 (1998), 413–428.
- [16] Jan Hązła, Ali Jadbabaie, Elchanan Mossel, and M Amin Rahimian. 2017. Bayesian decision making in groups is hard. *arXiv:1705.04770* (2017).
- [17] Jan Hązła, Ali Jadbabaie, Elchanan Mossel, and M. Amin Rahimian. 2019. Reasoning in Bayesian Opinion Exchange Networks Is PSPACE-Hard. In *Proceedings of the Thirty-Second Conference on Learning Theory*. 1614–1648.
- [18] Joel Huber, John W Payne, and Christopher Puto. 1982. Adding asymmetrically dominated alternatives: Violations of regularity and the similarity hypothesis. *Journal of Consumer Research* 9, 1 (1982), 90–98.
- [19] Samuel Jeong, Nina Mishra, and Or Sheffet. 2012. Predicting preference flips in commerce search. In *Proceedings of the 29th International Conference on International Conference on Machine Learning*. Omnipress, 1795–1802.
- [20] Kaggle. 2014. Allstate Purchase Prediction Challenge. (2014). <https://www.kaggle.com/c/allstate-purchase-prediction-challenge>
- [21] Nathan Kallus and Madeleine Udell. 2016. Revealed preference at scale: Learning personalized preferences from assortment choices. In *Proceedings of the 2016 ACM Conference on Economics and Computation*. ACM, 821–837.
- [22] Diederik P Kingma and Jimmy Ba. 2015. Adam: A method for stochastic optimization. In *International Conference on Learning Representations*. *arXiv:1412.6980*.
- [23] Jon Kleinberg, Sendhil Mullainathan, and Johan Ugander. 2017. Comparison-based choices. In *Proceedings of the 2017 ACM Conference on Economics and Computation*. ACM, 127–144.
- [24] Frank S Koppelman and Chandra Bhat. 2006. A self instructing course in mode choice modeling: Multinomial and nested logit models. (2006).
- [25] Q Vera Liao and Wai-Tat Fu. 2014. Can you hear me now?: mitigating the echo chamber effect by source position indicators. In *Proceedings of the 17th ACM Conference on Computer Supported Cooperative Work & Social Computing*. ACM, 184–196.
- [26] Li Lu, Y Connie Yuan, and Poppy Lauretta McLeod. 2012. Twenty-five years of hidden profiles in group decision making: A meta-analysis. *Personality and Social Psychology Review* 16, 1 (2012), 54–75.
- [27] R Duncan Luce. 1959. Individual Choice Behavior. (1959).
- [28] Rahul Mahjani and Johan Ugander. 2019. Parametric Models for Intransitivity in Pairwise Rankings. In *The World Wide Web Conference*. ACM, 3056–3062.
- [29] Antonis Matakos, Evimaria Terzi, and Panayiotis Tsaparas. 2017. Measuring and moderating opinion polarization in social networks. *Data Mining and Knowledge Discovery* 31, 5 (2017), 1480–1505.
- [30] Lucas Maystre and Matthias Grossglauser. 2015. Fast and accurate inference of Plackett–Luce models. In *Advances in Neural Information Processing Systems*. 172–180.
- [31] Daniel McFadden. 1974. Conditional logit analysis of qualitative choice behavior. In *Frontiers in Econometrics*, Paul Zarembka (Ed.). Academic Press, 105–142.
- [32] Daniel McFadden. 1978. Modeling the choice of residential location. *Transportation Research Record* 673 (1978).
- [33] Daniel McFadden and Kenneth Train. 2000. Mixed MNL models for discrete response. *Journal of Applied Econometrics* 15, 5 (2000), 447–470.
- [34] Sean A Munson, Stephanie Y Lee, and Paul Resnick. 2013. Encouraging reading of diverse political viewpoints with a browser widget. In *Seventh International AAAI Conference on Weblogs and Social Media*.
- [35] Cameron Musco, Christopher Musco, and Charalampos E Tsourakakis. 2018. Minimizing polarization and disagreement in social networks. In *Proceedings of the 2018 World Wide Web Conference*. International World Wide Web Conferences Steering Committee, 369–378.
- [36] Sewoong Oh and Devavrat Shah. 2014. Learning mixed multinomial logit model from ordinal data. In *Advances in Neural Information Processing Systems*. 595–603.
- [37] Sewoong Oh, Kiran K Thekumparampil, and Jiaming Xu. 2015. Collaboratively learning preferences from ordinal data. In *Advances in Neural Information Processing Systems*. 1909–1917.
- [38] Jan Overgoor, Austin Benson, and Johan Ugander. 2019. Choosing to grow a graph: modeling network formation as discrete choice. In *The World Wide Web Conference*. 1409–1420.
- [39] Adam Paszke, Sam Gross, Francisco Massa, Adam Lerer, James Bradbury, Gregory Chanan, Trevor Killeen, Zeming Lin, Natalia Gimelshein, Luca Antiga, et al. 2019. PyTorch: An imperative style, high-performance deep learning library. In

- Advances in Neural Information Processing Systems*. 8024–8035.
- [40] Karlson Pfannschmidt, Pritha Gupta, and Eyke Hüllermeier. 2019. Learning Choice Functions: Concepts and Architectures. *arXiv:1901.10860* (2019).
 - [41] Stephen Ragain and Johan Ugander. 2016. Pairwise choice Markov chains. In *Advances in Neural Information Processing Systems*. 3198–3206.
 - [42] Sashank J Reddi, Satyen Kale, and Sanjiv Kumar. 2018. On the convergence of Adam and beyond. In *International Conference on Learning Representations*. *arXiv:1904.09237*.
 - [43] Matthew Rosenberg, Nicole Perloth, and David E Sanger. 2020. ‘Chaos Is the Point’: Russian Hackers and Trolls Grow Stealthier in 2020. (2020). <https://www.nytimes.com/2020/01/10/us/politics/russia-hacking-disinformation-election.html>
 - [44] Nir Rosenfeld, Kojin Oshiba, and Yaron Singer. 2019. Predicting Choice with Set-Dependent Aggregation. *arXiv:1906.06365* (2019).
 - [45] Arjun Seshadri, Alex Peysakhovich, and Johan Ugander. 2019. Discovering Context Effects from Raw Choice Data. In *International Conference on Machine Learning*. 5660–5669.
 - [46] Arjun Seshadri and Johan Ugander. 2019. Fundamental Limits of Testing the Independence of Irrelevant Alternatives in Discrete Choice. In *Proceedings of the 2019 ACM Conference on Economics and Computation*. 65–66.
 - [47] Eldar Shafir, Itamar Simonson, and Amos Tversky. 1993. Reason-based choice. *Cognition* 49, 1-2 (1993), 11–36.
 - [48] Itamar Simonson. 1989. Choice based on reasons: The case of attraction and compromise effects. *Journal of Consumer Research* 16, 2 (1989), 158–174.
 - [49] Itamar Simonson and Amos Tversky. 1992. Choice in context: Tradeoff contrast and extremeness aversion. *Journal of Marketing Research* 29, 3 (1992), 281–295.
 - [50] Garold Stasser and William Titus. 1985. Pooling of unshared information in group decision making: Biased information sampling during discussion. *Journal of Personality and Social Psychology* 48, 6 (1985), 1467.
 - [51] Kenneth E Train. 2009. *Discrete Choice Methods with Simulation*. Cambridge University Press.
 - [52] Jennifer S Trueblood, Scott D Brown, Andrew Heathcote, and Jerome R Busemeyer. 2013. Not just for consumers: Context effects are fundamental to decision making. *Psychological Science* 24, 6 (2013), 901–908.
 - [53] Amos Tversky. 1972. Elimination by aspects: A theory of choice. *Psychological Review* 79, 4 (1972), 281.
 - [54] Amos Tversky and Daniel Kahneman. 1981. The framing of decisions and the psychology of choice. *Science* 211, 4481 (1981), 453–458.
 - [55] Amos Tversky and Itamar Simonson. 1993. Context-dependent preferences. *Management Science* 39, 10 (1993), 1179–1189.
 - [56] Zhibing Zhao, Peter Piech, and Lirong Xia. 2016. Learning mixtures of Plackett-Luce models. In *International Conference on Machine Learning*. 2906–2914.
 - [57] Zhibing Zhao and Lirong Xia. 2019. Learning Mixtures of Plackett-Luce Models from Structured Partial Orders. In *Advances in Neural Information Processing Systems*. 10143–10153.

A HARDNESS PROOFS

A.1 Function plots from proofs of Theorems 2 and 3

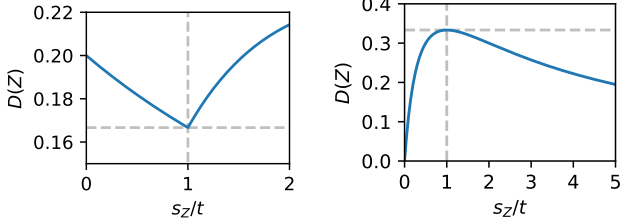


Figure 3: (Left) Plot of $D(Z) = \left| \frac{t}{2t+s_Z} - \frac{3t}{5t+s_Z} \right| + \left| \frac{t}{2t+s_Z} - \frac{2t}{5t+s_Z} \right|$ from the proof of Theorem 2. (Right) Plot of $D(Z) = \left| \frac{t/2}{t/2+s_Z} - \frac{t/2}{t/2+s_Z} \right|$ from the proof of Theorem 3. Both functions are reparameterized in terms of the ratio s_Z/t by dividing through by t and achieve local optima at $s_Z/t = 1$ (i.e. $s_Z = t$).

A.2 Proof of Theorem 5

PROOF. By reduction from SUBSET SUM. Let $S = \{z_1, \dots, z_n\}$, t be an instance of SUBSET SUM. Let $A = \{a, b\}$, $C = \{x^*, y\}$, $\bar{C} = S$, and $0 < \varepsilon < 1$. The nest structures and utilities shown in Fig. 4.

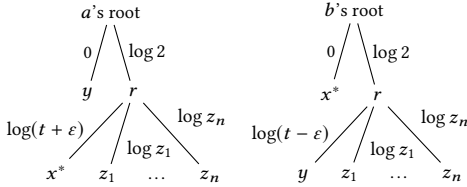


Figure 4: NL trees used in the proof of Theorem 5. The left tree is for individual a and the right tree for individual b .

Notice that x^* and y are swapped in the two trees. We wish to promote x^* . With just the choice set C , a prefers x^* to y , but b does not. To make b prefer x^* to y , we need to cannibalize y by adding z_i items. However, this simultaneously cannibalizes x^* in a 's tree, so we need to be careful not to introduce too much additional utility. To ensure a prefers x^* , we need to pick Z such that

$$\begin{aligned} \Pr(a \leftarrow y \mid C \cup Z) &< \Pr(a \leftarrow x^* \mid C \cup Z) \\ \frac{1}{1 + e^{\log 2}} &< \frac{e^{\log 2}}{1 + e^{\log 2}} \cdot \frac{e^{\log(t+\varepsilon)}}{e^{\log(t+\varepsilon)} + \sum_{z \in Z} e^{\log z}} \\ \frac{1}{3} &< \frac{2}{3} \cdot \frac{t + \varepsilon}{t + \varepsilon + \sum_{z \in Z} z} \\ \sum_{z \in Z} z &< t + \varepsilon. \end{aligned}$$

To ensure b prefers x^* , we need

$$\begin{aligned} \Pr(b \leftarrow x^* \mid C \cup Z) &> \Pr(b \leftarrow y \mid C \cup Z) \\ \frac{1}{1 + e^{\log 2}} &> \frac{e^{\log 2}}{1 + e^{\log 2}} \cdot \frac{e^{\log(t-\varepsilon)}}{e^{\log(t-\varepsilon)} + \sum_{z \in Z} e^{\log z}} \\ \frac{1}{3} &> \frac{2}{3} \cdot \frac{t - \varepsilon}{t - \varepsilon + \sum_{z \in Z} z} \\ \sum_{z \in Z} z &> t - \varepsilon. \end{aligned}$$

Since the z are all integers, we must then have $\sum_{z \in Z} z = t$. If we could efficiently promote x^* , we could efficiently find such a Z . \square

A.3 Proof of Theorem 6.

PROOF. By reduction from SUBSET SUM. Let S, t be an instance of SUBSET SUM. Let $A = \{a, b\}$, $C = \{x^*, y\}$, $\bar{C} = S$, and $s = \sum_{z \in S} z$. Make aspects χ_z, ψ_z, γ_z for each $z \in S$ as well as two more aspects χ, ψ . The items have aspects as follows.

$$\begin{aligned} x^{*'} &= \{\chi\} \cup \{\chi_z \mid z \in S\} \\ y' &= \{\psi\} \cup \{\psi_z \mid z \in S\} \\ z' &= \{\chi_z, \psi_z, \gamma_z\} \quad \forall z \in S \end{aligned}$$

The individuals have the following utilities on aspects, where $0 < \varepsilon < 1$:

$$\begin{aligned} u_a(\chi) &= 0 & u_b(\chi) &= s - t/2 + \varepsilon \\ u_a(\chi_z) &= z & u_b(\chi_z) &= 0 \quad \forall z \in S \\ u_a(\psi) &= s - t/2 - \varepsilon & u_b(\psi) &= 0 \\ u_a(\psi_z) &= 0 & u_b(\psi_z) &= z \quad \forall z \in S \\ u_a(\gamma_z) &= s - z & u_b(\gamma_z) &= s - z \quad \forall z \in S \end{aligned}$$

We want to promote x^* . Notice that x^* and y have disjoint aspects. Thus the choice probabilities from C are proportional to the sum of the item's aspects:

$$\begin{aligned} \Pr(a \leftarrow x^* \mid C) &\propto s \\ \Pr(a \leftarrow y \mid C) &\propto s - \frac{t}{2} - \varepsilon \\ \Pr(b \leftarrow x^* \mid C) &\propto s - \frac{t}{2} + \varepsilon \\ \Pr(b \leftarrow y \mid C) &\propto s. \end{aligned}$$

To promote x^* , we need to make b prefer x^* to y . Adding a z item cannibalizes from a 's preference for x^* and b 's preference for y . As in the NL proof, we want to add just enough z items to make b prefer x^* to y without making a prefer y to x^* .

First, notice that the γ_z aspects have no effect on the individuals' relative preference for x^* and y . If we introduce the alternative z , then if a picks the aspect χ_z , y will be eliminated. The remaining aspects of x^* , namely $x^{*'} \setminus \{\chi_z\}$, have combined utility $s - z$, as does γ_z . Therefore a will be equally likely to pick x^* and z . Symmetric reasoning shows that if b chooses aspect ψ_z , then b will end up picking y with probability $1/2$. This means that when we include alternatives $Z \subseteq \bar{C}$, each aspect χ_z, ψ_z for $z \in Z$ effectively contributes $z/2$ to a 's utility for x^* and b 's utility for y rather than the full z . The optimal solution is therefore a set Z of alternatives whose sum is t , since that will cause a to have effective utility $s - t/2$

on x^* , which exceeds its utility $s - t/2 - \varepsilon$ on y . Meanwhile, b 's effective utility on y will also be $s - t/2$, which is smaller than its utility $s - t/2 + \varepsilon$ on x^* . If we include less alternative weight, b will prefer y . If we include more, a will prefer y . Therefore if we could efficiently find the optimal set of alternatives to promote x^* , we could efficiently find a subset of S with sum t . \square

B RESTRICTIONS ON MNL THAT MAKE AGREEMENT AND DISAGREEMENT TRACTABLE

As we saw in the proofs of Theorems 2 and 3, AGREEMENT and DISAGREEMENT are hard in the MNL model even when individuals have identical utilities on alternatives. This is possible because the individuals have different sums of utilities on C ; one unit of utility on an alternative has a weaker effect for individuals with higher utility sums on C . To address the issue of identifiability, we assume each individual's utility sum over \mathcal{U} is zero in this section. This allows us to meaningfully compare the sum of utilities of two different individuals.

Definition 2. If an individual a has $\sum_{x \in \mathcal{U}} u_a(x) = 0$, then the *stubbornness* of a is $\sigma_a = \sum_{x \in C} e^{u(x)}$.

We call this quantity ‘‘stubbornness’’ since it quantifies how reluctant an individual is to change its probabilities on C given a unit of utility on an alternative.

PROPOSITION 1. *In an MNL model where all individuals are equally stubborn and have identical utilities on alternatives, the solution to AGREEMENT is \bar{C} .*

PROOF. Assume utilities are in standard form, with $\sum_{x \in \mathcal{U}} u_a(x) = 0$. Let $\sigma = \sum_{x \in C} e^{u(x)}$ be each individual's stubbornness and let Z be a set of alternatives. Suppose all individuals have the same utility $u(z)$ on an alternative z . The disagreement between two individuals about a single item x in C is then:

$$\begin{aligned} & \left| \frac{e^{u_a(x)}}{\sigma + \sum_{z \in Z} e^{u(z)}} - \frac{e^{u_b(x)}}{\sigma + \sum_{z \in Z} e^{u(z)}} \right| \\ &= \frac{|e^{u_a(x)} - e^{u_b(x)}|}{\sigma + \sum_{z \in Z} e^{u(z)}}. \end{aligned}$$

Notice that this strictly decreases if $\sum_{z \in Z} e^{u(z)}$ increases, so we minimize D by adding in all of the alternatives. \square

The same reasoning also allows us to solve DISAGREEMENT in this restricted MNL model.

COROLLARY 3. *The solution to DISAGREEMENT in an equal alternative utilities, equal stubbornness MNL model is \emptyset .*

C APPROXIMATION ALGORITHM DETAILS AND EXTENSIONS

C.1 Proof of Lemma 8

PROOF. If a set Z has total exp-utility t_a to individual a , then it is placed in L at position $\lfloor \log_{1+\delta} t_a \rfloor$ in dimension a . So, if two sets Z, Z' with exp-utility totals t_a, t'_a to individual a are mapped to the

same cell of L , then for all $a \in A$, $\lfloor \log_{1+\delta} t_a \rfloor = \lfloor \log_{1+\delta} t'_a \rfloor$. We can therefore bound t'_a :

$$\log_{1+\delta} t_a - 1 < \log_{1+\delta} t'_a < \log_{1+\delta} t_a + 1.$$

Exponentiating both sides with base $1 + \delta$ and simplifying yields

$$\frac{t_a}{1+\delta} < t'_a < t_a(1+\delta). \quad (6)$$

With this fact in hand, we proceed by induction on i . When $i = 0$, \bar{C}_i is empty and the lemma holds. Now suppose that $i > 0$ and that the lemma holds for $i - 1$. Every set in \bar{C}_i was made by adding (a) zero elements or (b) one element to a set in \bar{C}_{i-1} . We consider these two cases separately.

(a) For any set $Z \subseteq \bar{C}_i$ that is also contained in \bar{C}_{i-1} , we know by the inductive hypothesis that some element in L_{i-1} satisfied the inequality. Since we never overwrite cells, the lemma also holds for Z after iteration i .

(b) Now consider sets $Z' \subseteq \bar{C}_i$ that were formed by adding the new element z to a set $Z \subseteq \bar{C}_{i-1}$. In the inner for loop, we at some point encountered the cell containing the set $Y \in L_{i-1}$ satisfying the lemma for set Z by the inductive hypothesis. Let y_a be the exp-utility totals for Y and t_a for Z . Notice that the exp-utility totals of Z' are exactly $t_a + e_{az}$. Starting with the inductive hypothesis, we see that the exp-utility totals of $Y \cup \{z\}$ satisfy

$$\frac{t_a + e_{az}}{(1+\delta)^{i-1}} < y_a + e_{az} < (t_a + e_{az})(1+\delta)^{i-1}.$$

When we go to place $Y \cup \{z\}$ in a cell, it might be unoccupied, in which case we place it in L_i and the lemma holds for Z' . If it is occupied by some other set, then by applying Eq. (6) we find that the lemma also holds for Z' . \square

C.2 Polynomial bound on runtime of Algorithm 1

The runtime of Algorithm 1 is $O((m + kn^2)(1 + \lfloor \log_{1+\delta} s \rfloor)^n)$. We can show that the second part is bounded by a polynomial in k, m , and $\frac{1}{\varepsilon}$:

$$\begin{aligned} (1 + \lfloor \log_{1+\delta} s \rfloor)^n &\leq \left(1 + \frac{\ln s}{\ln(1+\delta)}\right)^n \\ &\leq \left(1 + (1+\delta) \frac{\ln s}{\delta}\right)^n \\ &\quad (\text{since } \ln(1+x) \geq \frac{x}{1+x} \text{ for } x > -1) \\ &= \left(1 + \frac{\ln s}{\delta} + \ln s\right)^n \\ &= \left(1 + \frac{2km \binom{n}{2} \ln s}{\varepsilon} + \ln s\right)^n \end{aligned}$$

C.3 Adapting Algorithm 1 for CDM with guarantees for special cases

We are able to adapt Algorithm 1 for the CDM model, but we only maintain the approximation error bounds under special cases of the structure of the ‘‘pulls’’. Still, we can use this algorithm as a principled heuristic and it tends to work well in practice.

As a first step, we use the alternative parametrization of the model used by Seshadri et al. [45, Eq. (1)], which has fewer parameters. In this description of the model, utilities and context effects are

merged into a single utility-adjusted pull $q_a(z, x) = p_a(z, x) - u_a(x)$, with the special case $q_a(x, x) = 0$. We then have

$$\Pr(a \leftarrow x | C) = \frac{\exp(\sum_{w \in C} q_a(w, x))}{\sum_{y \in C} \exp(\sum_{z \in C} q_a(z, y))}. \quad (7)$$

Matching the notation of the proof of Theorem 7, we use the shorthand $e_{ax} = \exp(\sum_{w \in C} q_a(w, x))$.

To adapt Algorithm 1 to the CDM, we expand L_i to have nk dimensions for each individual-item pair, increasing the runtime to $O((m + kn^2)(1 + \lfloor \log_{1+\delta} s \rfloor)^{nk})$. This is only practical if nk is small, but as we have seen, AGREEMENT, DISAGREEMENT, and PROMOTION are all NP-hard even with $n = 2$ and $k = 2$ or 3 . Each individual-item dimension stores e_{ax} , the total exp-utility of that item to that individual given that we have included some set of alternatives. When we include an additional item from \bar{C} , we place the new sets in L_i with updated e_{ax} values.

This only preserves the ε -additive approximation if alternatives (items in \bar{C}) have zero context effects on each other; however, they may still have context effects on items in C . Formally, we need $q_a(z, z') = 0$ for all $z, z' \in \bar{C}$ and $a \in A$. Although this is a serious restriction, it leaves AGREEMENT, DISAGREEMENT, and PROMOTION NP-hard, as the CDM we used in our proofs had this form (see also Appendix C.5 for how to apply Algorithm 1 to PROMOTION). If this version of the algorithm is applied to a general CDM, it may experience higher error. Nonetheless, our real-data experiments show it to be a good heuristic.

For the following analysis, we assume a CDM with zero context effects between items in \bar{C} . We need to verify that if every item's exp-utility is approximated to within factor $(1 + \beta)^{\pm 1}$, then the total disagreement of a set is approximated to within ε as we had in the MNL case. The approximation error guarantee increases to 4ε in the restricted CDM version—to recover the ε -additive approximation, we can make δ smaller by a factor of 4.

Recall that Z' is the representative in L_m of the optimal set of alternatives Z^* . For compactness, we define T_a to be the denominator of Eq. (7), with T'_a and T_a^* referring to those denominators under the choice sets $C \cup Z'$ and $C \cup Z^*$, respectively. This is where we require zero context effects between alternatives: if alternatives interact, then storing T_a and e_{ax} in the table is not enough to determine choice probabilities when we add a new alternative.

The difference in the analysis begins when we bound $\Pr(a \leftarrow x | C \cup Z')$ on both sides using the fact that each exp-utility sum is approximated within a $1 + \beta$ factor (so the probability denominators T_a are also approximated within this factor):

$$\begin{aligned} \frac{e_{ax}^*}{T_a^*(1 + \beta)} &= \frac{1}{(1 + \beta)^2} \frac{e_{ax}^*}{T_a^*} \\ &< \frac{e'_{ax}}{T'_a} = \Pr(a \leftarrow x | C \cup Z') \\ &< \frac{e_{ax}^*(1 + \beta)}{\frac{T_a^*}{1 + \beta}} = (1 + \beta)^2 \frac{e_{ax}^*}{T_a^*}. \end{aligned}$$

Based on the lower bound, the difference between $\Pr(a \leftarrow x | C \cup Z^*)$ and $\Pr(a \leftarrow x | C \cup Z')$ could be as large as

$$\frac{e_{ax}^*}{T_a^*} - \frac{1}{(1 + \beta)^2} \frac{e_{ax}^*}{T_a^*} \leq 1 - \frac{1}{(1 + \beta)^2}.$$

Now considering the upper bound, the difference between $\Pr(a \leftarrow x | C \cup Z^*)$ and $\Pr(a \leftarrow x | C \cup Z')$ could be as large as

$$(1 + \beta)^2 \frac{e_{ax}^*}{T_a^*} - \frac{e_{ax}^*}{T_a^*} \leq (1 + \beta)^2 - 1.$$

Therefore, $|\Pr(a \leftarrow x | C \cup Z') - \Pr(b \leftarrow x | C \cup Z')|$ can only exceed $|\Pr(a \leftarrow x | C \cup Z^*) - \Pr(b \leftarrow x | C \cup Z^*)|$ by at most $1 - \frac{1}{(1 + \beta)^2} + (1 + \beta)^2 - 1 = (1 + \beta)^2 - \frac{1}{(1 + \beta)^2}$. This is at most 4β :

$$\begin{aligned} 4\beta - (1 + \beta)^2 + \frac{1}{(1 + \beta)^2} &= \frac{\beta^2(2 - \beta^2)}{(1 + \beta)^2} \\ &> 0. \quad (\text{for } 0 < \beta < \sqrt{2}) \end{aligned}$$

So $D(Z')$ and $D(Z^*)$ are within $4\beta \binom{n}{2} k = 4\varepsilon$.

C.4 Adapting Algorithm 1 for NL with full guarantees

We can also adapt Algorithm 1 for the NL model, and unlike the CDM, the ε -additive approximation holds in all parameter regimes. Recall that the NL tree has two types of leaves: choice set items and alternative items. Let P_a be the set of internal nodes of individual a 's tree that have at least one alternative item as a child and let $p = \max_{a \in A} |P_a|$. If we know the total exp-utility that alternatives contribute as children of each $v \in P_a$, then we can compute a 's choice probabilities over items in C in polynomial time.

With this in mind, we modify Algorithm 1 by having dimensions in L for each individual for each of their nodes in P_a . This results in $\leq np$ dimensions. The algorithm then keeps track of the exp-utility sums from alternatives under each node in P_a for each individual. The exponent in the runtime increases to (at most) np , but this remains tractable for some hard instances, such as those in our hardness proofs. In some cases, we can dramatically improve the runtime of the algorithm: if the subtree under an internal node contains only alternatives as leaves in an individual's tree, then we only need one dimension L for that individual's entire subtree, and it has only two cells: one for sets that contain at least one alternative in that subtree, and one for sets that do not. The only factor that affects the choice probabilities of items in C is whether that subtree is "active" and its root can be chosen.

We now show how the error from exp-utility sums of alternatives propagates to choice probabilities. In the NL model, $\Pr(a \leftarrow x | C)$ is the product of probabilities that a chooses each ancestor of x as a descends down its tree. Let v_1, \dots, v_ℓ be the nodes in a 's tree along the path from the root to x . For compactness, we use $\Pr(x, Z)$ instead of $\Pr(a \leftarrow x | C \cup Z)$ in the following analysis.

Pick $\delta \leq ([\varepsilon / (2k \binom{n}{2}) + 1]^{1/\ell} - 1) / m$ and recall that $\beta = 2m\delta$. We can use the same analysis as in the proof of Theorem 7 to find that for any set $Z^* \subseteq \bar{C}$, there exists some $Z' \in L$ such that

$$\begin{aligned} \Pr(x, Z^*) &= \Pr(v_1, Z^*) \cdots \Pr(v_x, Z^*) \\ &< \left(\Pr(v_1, Z') + \frac{\beta}{2} \right) \cdots \left(\Pr(v_x, Z') + \frac{\beta}{2} \right) \\ &\leq \Pr(x, Z') + \left(1 + \frac{\beta}{2} \right)^\ell - 1 \\ &\leq \Pr(x, Z') + \frac{\varepsilon}{2k \binom{n}{2}}. \end{aligned}$$

Now for the lower bound, pick $\delta \leq (1 - [1 - \varepsilon/(2k\binom{n}{2})]^{1/\ell})/m$. Again from the proof of Theorem 7:

$$\begin{aligned} \Pr(x, Z^*) &= \Pr(v_1, Z^*) \cdots \Pr(v_x, Z^*) \\ &> \left(\Pr(v_1, Z') - \frac{\beta}{2} \right) \cdots \left(\Pr(v_x, Z') - \frac{\beta}{2} \right) \\ &\geq \Pr(x, Z') + \left(1 - \frac{\beta}{2}\right)^\ell - 1 \\ &\geq \Pr(x, Z') - \frac{\varepsilon}{2k\binom{n}{2}}. \end{aligned}$$

Let h be the maximum height of any individual's NL tree (so $\ell \leq h$). Then, by picking $\delta = \min\{[\varepsilon/(2k\binom{n}{2}) + 1]^{1/h} - 1, 1 - [1 - \varepsilon/(2k\binom{n}{2})]^{1/h}\}/m$, we find that $\Pr(a \leftarrow x \mid C \cup Z^*)$ and $\Pr(a \leftarrow x \mid C \cup Z')$ differ by less than $\varepsilon/(k\binom{n}{2})$ for all $x \in C$ and $a \in A$, meaning that the total disagreement between a and b cannot differ by more than ε as before.

Unfortunately, this means we need to make δ exponentially (in h) smaller in the NL model. Put another way, our error bound gets exponentially worse as h increases if we keep δ constant. However, we have seen that there are NP-hard families of NL instances in which h is a small constant (e.g. 2 in our hardness proof), so once again this algorithm is an exponential improvement over brute force. Moreover, the error bound here is often far from tight, since we use the very loose bounds $\Pr(v_i, Z') \leq 1$ in the analysis. This means the algorithm will tend to outperform the worst-case guarantee by a significant margin.

C.5 Adapting Algorithm 1 for CDM PROMOTION with special case guarantees

Using this idea, Algorithm 1 can then be applied to PROMOTION in the (restricted) CDM model with only a small modification to the CDM version described in Appendix C.3: at the end of the algorithm, we return the set that results in the maximum number of individuals having x^* as an $\varepsilon/2$ -favorite item. Additionally, we choose $\delta = \varepsilon/(20m)$.

Following the analysis in Appendix C.3, we find that $\Pr(a \leftarrow x \mid C \cup Z^*)$ and $\Pr(a \leftarrow x \mid C \cup Z')$ differ by at most $\max\{1 - \frac{1}{(1+\varepsilon/10)^2}, (1 + \varepsilon/10)^2 - 1\}$ for all x when $\delta = \varepsilon/(20m)$. On the interval $[0, 1]$, this is bounded by $\varepsilon/4$. Thus, if x^* is the favorite item for a given the optimal choice set $C \cup Z^*$, then it must be an $\varepsilon/2$ -favorite of individual a given $C \cup Z'$. This is because when we go from $C \cup Z^*$ to $C \cup Z'$, the choice probability of x^* can shrink by at most $\varepsilon/4$ and the choice probability for any other item can grow by at most $\varepsilon/4$.

Since the choice set $C \cup Z'$ has at least as many individuals with x^* as their ε -favorite as $C \cup Z^*$ has with x^* as their favorite among C , Algorithm 1 ε -approximates PROMOTION in the CDM with no context effects between utilities. Moreover, not having to compute $D(Z)$ makes the runtime of Algorithm 1 $O(m(1 + \lfloor \log_{1+\delta} s \rfloor)^{nk})$ when applied to PROMOTION in the CDM. In the general CDM, this algorithm is only a heuristic.

C.6 Adapting Algorithm 1 for NL PROMOTION with full guarantees

A very similar idea allows us to apply the NL version of Algorithm 1 from Appendix C.4 to PROMOTION and retain an approximation guarantee. As before, use the NL version and return the set that results in the maximum number of individuals having x^* as an $\varepsilon/2$ -favorite item. However, we instead use $\delta = \min\{(\varepsilon/8 + 1)^{1/h} - 1, 1 - (1 - \varepsilon/8)^{1/h}\}/m$, which by the analysis in Appendix C.4 results in $\Pr(a \leftarrow x \mid C \cup Z^*)$ and $\Pr(a \leftarrow x \mid C \cup Z')$ differing by at most $\varepsilon/4$. As in the CDM case, this guarantees that if x^* is the favorite item for a given the optimal choice set $C \cup Z^*$, then it must be an $\varepsilon/2$ -favorite of a given $C \cup Z'$. Therefore this version of Algorithm 1 ε -approximates PROMOTION in the NL model with runtime $O(m(1 + \lfloor \log_{1+\delta} s \rfloor)^{np})$.

D EXPERIMENT SUPPLEMENTS

D.1 Simple example of poor performance for Greedy

As we saw in experimental data, Greedy can perform poorly even in small instances of AGREEMENT. Below we provide an MNL instance with $n = m = k = 2$ for which the error of the greedy solution is approximately 1. With only two individuals, $0 \leq D(Z) \leq 2$, so an error of 1 is very large.

In the bad instance for greedy, $A = \{a, b\}$, $C = \{x, y\}$, $\bar{C} = \{p, q\}$, and the utilities are as follows.

$$\begin{array}{ll} u_a(x) = 8 & u_b(x) = 8 \\ u_a(y) = 2 & u_b(y) = 8 \\ u_a(p) = 10 & u_b(p) = 0 \\ u_a(q) = 0 & u_b(q) = 15 \end{array}$$

In this instance of AGREEMENT, the greedy solution is $D(\emptyset) \approx 0.9951$ (including either p or q alone increases disagreement), while the optimal solution is $D(\{p, q\}) \approx 0.0009$.