

# Convergence rate analysis and improved iterations for numerical radius computation

Tim Mitchell\*

January 31st, 2020

Revised: December 15th, 2020, October 27, 2021

## Abstract

The main two algorithms for computing the numerical radius are the level-set method of Mengi and Overton and the cutting-plane method of Uhlig. Via new analyses, we explain why the cutting-plane approach is sometimes much faster or much slower than the level-set one and then propose a new hybrid algorithm that remains efficient in all cases. For matrices whose fields of values are a circular disk centered at the origin, we show that the cost of Uhlig's method blows up with respect to the desired relative accuracy. More generally, we also analyze the local behavior of Uhlig's cutting procedure at outermost points in the field of values, showing that it often has a fast  $Q$ -linear rate of convergence and is  $Q$ -superlinear at corners. Finally, we identify and address inefficiencies in both the level-set and cutting-plane approaches and propose refined versions of these techniques.

**Key words:** field of values, numerical range and radius, transient behavior

**Notation:**  $\|\cdot\|$  denotes the spectral norm,  $\Lambda(\cdot)$  the spectrum (the set of eigenvalues) of a square matrix, and  $\lambda_{\max}(\cdot)$  and  $\lambda_{\min}(\cdot)$ , respectively, the largest and smallest eigenvalue of a Hermitian matrix.  $e$  and  $i$  respectively denote Euler's number and  $\sqrt{-1}$ .

## 1 Introduction

Consider the discrete-time dynamical system

$$x_{k+1} = Ax_k, \quad (1.1)$$

where  $A \in \mathbb{C}^{n \times n}$  and  $x_k \in \mathbb{C}^n$ . The asymptotic behavior of (1.1) is of course characterized by the moduli of  $\Lambda(A)$ . Given the *spectral radius* of  $A$ ,

$$\rho(A) := \max\{|\lambda| : \lambda \in \Lambda(A)\}, \quad (1.2)$$

$\lim_{k \rightarrow \infty} \|x_k\| = 0$  for all  $x_0$  if and only if  $\rho(A) < 1$ , with the asymptotic decay rate being faster the closer  $\rho(A)$  is to zero. However, knowing the transient behavior of (1.1) is often of interest. Clearly, the trajectory of (1.1) is tied to powers of  $A$ , since  $x_k = A^k x_0$  and so  $\|x_k\| \leq \|A^k\| \|x_0\|$ . Indeed, a central theme of Trefethen and Embree's treatise on pseudospectra [TE05] is how large  $\sup_{k \geq 0} \|A^k\|$  can be.

One perspective is given by the *field of values* (numerical range) of  $A$ ,

$$W(A) := \{x^* A x : x \in \mathbb{C}^n, \|x\| = 1\}. \quad (1.3)$$

---

\*Max Planck Institute for Dynamics of Complex Technical Systems, Sandtorstr. 1, 39106 Magdeburg, Germany  
mitchell@mpi-magdeburg.mpg.de.

Consider the maximum of the moduli of points in  $W(A)$ , i.e., the *numerical radius*

$$r(A) := \max\{|z| : z \in W(A)\}. \quad (1.4)$$

It is known that  $\frac{1}{2}\|A\| \leq r(A) \leq \|A\|$ ; see [HJ91, p. 44]. Combining the lower bound with the power inequality  $r(A^k) \leq (r(A))^k$  [Ber65, Pea66] yields

$$\|A^k\| \leq 2(r(A))^k. \quad (1.5)$$

As  $2(r(A))^k \leq \|A\|^k$  if and only if  $r(A) \leq \sqrt[k]{0.5}\|A\|$ , and  $r(A) \leq \|A\|$  always holds, it follows that  $2(r(A))^k$  is often a tighter upper bound for  $\|A^k\|$  than  $\|A\|^k$  is, and so the numerical radius can be useful in estimating the transient behavior of (1.1).<sup>1</sup>

The concept of the numerical radius dates to at least 1961 (see [LO20, p. 1005]), but methods to compute it seem to have only first appeared in the 1990s. Mathias showed that  $r(A)$  can be obtained by solving a semidefinite program [Mat93], but doing so is expensive. Much faster algorithms were then proposed by He and Watson [Wat96, HW97], but these methods may not converge to  $r(A)$ . In 2005, Mengi and Overton gave a fast globally convergent method to compute  $r(A)$  [MO05] by combining an idea of He and Watson [HW97] with the level-set approach of Boyd, Balakrishnan, Bruinsma, and Steinbuch (BBBS) [BB90, BS90] for computing the  $\mathcal{H}_\infty$  norm. While Mengi and Overton observed that their method converged quadratically, this was only later proved in 2012 by Gürbüzbalaban in his PhD thesis [Gür12, section 3.4].

In 2009, Uhlig proposed a geometric approach to computing  $r(A)$  [Uhl09].<sup>2</sup> Uhlig’s method is based on Johnson’s cutting-plane technique for approximating  $W(A)$  [Joh78], which itself stems from the much earlier Bendixson-Hirsch theorem [Ben02] and fundamental results of Kippenhahn [Kip51]. In [Joh78, Remark 3], Johnson observed that while his  $W(A)$  boundary method could be adapted to compute  $r(A)$ , a modified version might be more efficient. These geometric approaches all work by computing a number of supporting hyperplanes to sufficiently approximate the boundary of  $W(A)$  or a region of it where  $r(A)$  is attained.

A major benefit of cutting-plane methods is that they only require computing  $\lambda_{\max}$  of  $n \times n$  Hermitian matrices. If  $A$  is sparse, this can be done efficiently and reliably using, say, `eigs` in MATLAB. Hence, Uhlig’s method can be used on large-scale problems while still being globally convergent. In contrast, at every iteration, the level-set approach requires solving a generalized eigenvalue problem of order  $2n$ , which by standard convention on work complexity, is an atomic operation with  $\mathcal{O}(n^3)$  work. While Uhlig noted that convergence of his method can sometimes be quite slow [Uhl09, p. 344], his experiments in the same paper showed several problems where his cutting-plane method was decisively faster Mengi and Overton’s level-set method.

The paper is organized as follows. In Section 2, we give necessary preliminaries on the field of values, the numerical radius, and earlier  $r(A)$  algorithms. We then identify and address some inefficiencies in the level-set method of Mengi and Overton and propose a faster variant in Section 3. We analyze Uhlig’s method in Section 4, deriving (a) its overall cost when the field of values is a disk centered at the origin, and (b) a Q-linear local rate of convergence result for its cutting procedure. These analyses precisely show how, depending on the problem, Uhlig’s method can be either extremely fast or extremely slow. In Section 5, we identify an inefficiency in Uhlig’s cutting procedure and address it via a more efficient cutting scheme whose exact convergence rate we also derive. Putting all of this together, we present our new hybrid algorithm in Section 6. We validate our results experimentally in Section 7 and give concluding remarks in Section 8.

<sup>1</sup>Per [TE05], the *pseudospectral radius* and the *Kreiss constant* [Kre62] also give information on the trajectory of (1.1). For computing these quantities, see [MO05, BM19] and [Mit20, Mit21].

<sup>2</sup>In this same paper [Uhl09, section 3], Uhlig also discussed how Chebfun [DHT14] can be used to reliably compute  $r(A)$  with just a few lines of MATLAB, but that it is generally orders of magnitude slower than either his method or the one of Mengi and Overton; see also [GO18].

## 2 Preliminaries

We will need the following well-known facts [Kip51, HJ91]:

**Remark 2.1.** Given  $A \in \mathbb{C}^{n \times n}$ ,

- (A1)  $W(A) \subset \mathbb{C}$  is a compact, convex set,
- (A2) if  $A$  is real, then  $W(A)$  has real axis symmetry,
- (A3) if  $A$  is normal, then  $W(A)$  is the convex hull of  $\Lambda(A)$ ,
- (A4)  $W(A) = [\lambda_{\min}(A), \lambda_{\max}(A)]$  if and only if  $A$  is Hermitian,
- (A5) the boundary of  $W(A)$ ,  $\partial W(A)$ , is a piecewise smooth algebraic curve,
- (A6) if  $v \in \partial W(A)$  is a point where  $\partial W(A)$  is not differentiable, i.e., a corner, then  $v \in \Lambda(A)$ . Corners always correspond to two line segments in  $\partial W(A)$  meeting at some angle less than  $\pi$  radians.

**Definition 2.2.** Given a nonempty closed set  $\mathcal{D} \subset \mathbb{C}$ , a point  $\tilde{z} \in \mathcal{D}$  is (globally) outermost if  $|\tilde{z}| = \max\{|z| : z \in \mathcal{D}\}$  and locally outermost if  $\tilde{z}$  is an outermost point of  $\mathcal{D} \cap \mathcal{N}$ , for some neighborhood  $\mathcal{N}$  of  $\tilde{z}$ .

For continuous-time systems  $\dot{x} = Ax$ , we have the *numerical abscissa*

$$\alpha_W(A) := \max\{\operatorname{Re} z : z \in W(A)\}, \quad (2.1)$$

i.e., the maximal real part of all points in  $W(A)$ . Unlike the numerical radius, computing the numerical abscissa is straightforward, as [HJ91, p. 34]

$$\alpha_W(A) = \lambda_{\max}\left(\frac{1}{2}(A + A^*)\right). \quad (2.2)$$

For  $\theta \geq 0$ ,  $W(e^{i\theta}A)$  is  $W(A)$  rotated counter-clockwise about the origin. Consider

$$H(\theta) := \frac{1}{2}(e^{i\theta}A + e^{-i\theta}A^*), \quad (2.3)$$

so  $\alpha_W(e^{i\theta}A) = \lambda_{\max}(H(\theta))$  and  $\alpha_W(A) = \lambda_{\max}(H(0))$ . Let  $\lambda_\theta$  and  $x_\theta$  denote, respectively,  $\lambda_{\max}(H(\theta))$  and an associated normalized eigenvector. Furthermore, let  $L_\theta$  denote the line  $\{e^{-i\theta}(\lambda_\theta + it) : t \in \mathbb{R}\}$  and  $P_\theta$  the half plane  $e^{-i\theta}\{z : \operatorname{Re} z \leq \lambda_\theta\}$ . Then  $L_\theta$  is a *supporting hyperplane* for  $W(A)$  and [Joh78, p. 597]

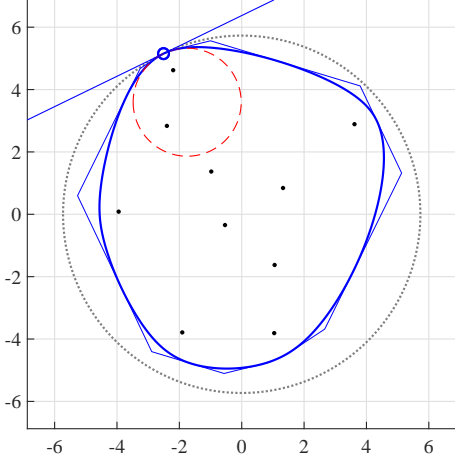
- (B1)  $W(A) \subseteq P_\theta$  for all  $\theta \in [0, 2\pi)$ ,
- (B2)  $W(A) = \bigcap_{\theta \in [0, 2\pi)} P_\theta$ ,
- (B3)  $z_\theta = x_\theta^* A x_\theta \in L_\theta$  is a *boundary point* of  $W(A)$ .

As  $H(\theta + \pi) = -H(\theta)$ ,  $P_{\theta+\pi}$  can also be obtained via  $\lambda_{\min}(H(\theta))$  and an associated eigenvector. The Bendixson-Hirsch theorem is a special case of these properties, defining the bounding box of  $W(A)$  for  $\theta = 0$  and  $\theta = \frac{\pi}{2}$ .

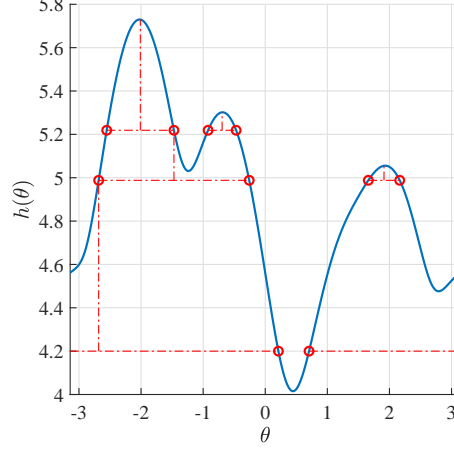
When  $\lambda_{\max}(H(\theta))$  is simple, the following result of Fiedler [Fie81, Theorem 3.3] gives a formula for computing the *radius of curvature*  $\tilde{r}$  of  $\partial W(A)$  at  $z_\theta$ , defined as the radius of the *osculating circle* of  $\partial W(A)$  at  $z_\theta$ , i.e., the circle with the same tangent and curvature as  $\partial W(A)$  at  $z_\theta$ . At corners of  $\partial W(A)$ , we say that  $\tilde{r} = 0$ , while at other boundary points where the radius of curvature is well defined,<sup>3</sup>  $\tilde{r} > 0$  and becomes infinite at points inside line segments in  $\partial W(A)$ .

---

<sup>3</sup>An example where  $\tilde{r}$  is not well defined is given by  $A = \begin{bmatrix} J & 0 \\ 0 & J+I \end{bmatrix}$  with  $J = \begin{bmatrix} 0 & 1 \\ 0 & 0 \end{bmatrix}$ . At  $b = 0.5 \in \partial W(A)$ , two of the algebraic curves, a line segment and a semi-circle, comprising  $\partial W(A)$  meet, and  $\partial W(A)$  is only once differentiable at this non-corner boundary point. Here, the radius of curvature of  $\partial W(A)$  jumps from 0.5 (for the semi-circular piece) to  $\infty$  (for the line segment).



(a) The field of values and local curvature.



(b) Level-set iterates for  $h(\theta)$ .

Figure 1: For a random matrix  $A \in \mathbb{C}^{10 \times 10}$ , the left and right panes respectively show  $\partial W(A)$  (blue curve) and  $h(\theta)$  (blue plot). On the left, the following are also shown:  $\Lambda(A)$  (black dots), a polygonal approximation  $\mathcal{G}_j$  to  $W(A)$  (blue polygon), the outermost point in  $W(A)$  (small blue circle) with the corresponding supporting hyperplane (blue line) and osculating circle (dashed red circle), and the circle of radius  $r(A)$  centered at the origin (black dotted circle). On the right, three iterations of the level-set method are also shown (small circles and dash-dotted lines in red).

Although the formula is given for  $\theta = 0$  and  $z_\theta = 0$ , by simple rotation and shifting, it can be applied generally. See Fig. 1a for a depiction of the osculating circle of  $\partial W(A)$  at an outermost point in  $W(A)$ .

**Theorem 2.3** (Fiedler). *Let  $H_1 = \frac{1}{2}(A + A^*)$ ,  $H_2 = \frac{1}{2i}(A - A^*)$ , let  $H_1^+$  be the Moore-Penrose pseudoinverse of  $H_1$ , and let  $x_\theta$  be a normalized eigenvector corresponding to  $\lambda_{\max}(H(\theta))$ . Noting that  $A = H_1 + iH_2$  and  $H(0) = H_1$ , suppose that  $\lambda_{\max}(H_1) = 0$  and is simple, and that the associated boundary point  $z_\theta = x_\theta^* A x_\theta = 0$ , where  $\theta = 0$ . Then the radius of curvature of  $\partial W(A)$  at  $z_\theta$  is*

$$\tilde{r} = -2(H_2 x_\theta)^* H_1^+ (H_2 x_\theta). \quad (2.4)$$

Via (2.2) and (2.3), the numerical radius can be written as

$$r(A) = \max_{\theta \in [0, 2\pi)} h(\theta) \quad \text{where} \quad h(\theta) := \lambda_{\max}(H(\theta)), \quad (2.5)$$

i.e., a one-variable maximization problem. Via  $H(\theta + \pi) = -H(\theta)$ , it also follows that

$$r(A) = \max_{\theta \in [0, \pi)} \rho(H(\theta)). \quad (2.6)$$

However, as (2.5) and (2.6) may have multiple maxima, it is not straightforward to find a global maximizer of either, and crucially, assert that it is indeed a global maximizer in order to verify that  $r(A)$  has been computed. Per (A3), we generally assume that  $A$  is non-normal, as otherwise  $r(A) = \rho(A)$ .

We now discuss earlier numerical radius algorithms in more detail. In 1996, Watson proposed two  $r(A)$  methods [Wat96]: one which converges to local maximizers of (2.6) and a second which lacks convergence guarantees but is cheaper (though they each do  $\mathcal{O}(n^2)$  work per iteration). However, as both iterations are related to the power method, they may exhibit very slow convergence, and the cheaper iteration may not converge at all. Shortly thereafter [HW97], He and

Watson used the second iteration (because it was cheaper) in combination with a new certificate test inspired by Byers' distance to instability algorithm [Bye88]. This certificate either asserts that  $r(A)$  has been computed to a desired accuracy or provides a way to restart Watson's cheaper iteration with the hope of more accurately estimating  $r(A)$ . However, He and Watson's method is still not guaranteed to converge, since Watson's cheaper iteration may not converge. Inspired by the BBBS algorithm for computing the  $\mathcal{H}_\infty$  norm, Mengi and Overton then proposed a globally convergent iteration for  $r(A)$  in 2005 by using He and Watson's certificate test in a much more powerful way. Given  $\gamma \leq r(A)$ , the test actually allows one to obtain the  $\gamma$ -level set of  $h(\theta)$ , i.e.,  $\{\theta : h(\theta) = \gamma\}$ . Assuming the level set is not empty, Mengi and Overton's method then evaluates  $h(\theta)$  at the midpoints of the intervals under  $h(\theta)$  determined by the  $\gamma$ -level set points. Estimate  $\gamma$  is then updated (increased) to the highest of these corresponding function values. This process is done in a loop, and as mentioned in the introduction, has local quadratic convergence. See Fig. 1b for a depiction of this level-set iteration.

The certificate (or level-set) test is based on [MO05, Theorem 3.1], which is a slight restatement of [HW97, Theorem 2] from He and Watson. We omit the proof.

**Theorem 2.4.** *Given  $\gamma \in \mathbb{R}$ , the pencil  $R_\gamma - \lambda S$  has  $e^{i\theta}$  as an eigenvalue or is singular if and only if  $\gamma$  is an eigenvalue of  $H(\theta)$  defined in (2.3), where*

$$R_\gamma := \begin{bmatrix} 2\gamma I & -A^* \\ I & 0 \end{bmatrix} \quad \text{and} \quad S := \begin{bmatrix} A & 0 \\ 0 & I \end{bmatrix}. \quad (2.7)$$

Per Theorem 2.4, the  $\gamma$ -level set of  $h(\theta) = \lambda_{\max}(H(\theta))$  is associated with the unimodular eigenvalues of  $R_\gamma - \lambda S$ , which can be obtained in  $\mathcal{O}(n^3)$  work (with a significant constant factor). Note that the converse may not hold, i.e., for a unimodular eigenvalue of  $R_\gamma - \lambda S$ ,  $\gamma$  may correspond to an eigenvalue of  $H(\theta)$  other than  $\lambda_{\max}(H(\theta))$ . Given any  $\theta \in [0, 2\pi)$ , also note that  $R_\gamma - \lambda S$  is nonsingular for all  $\gamma > h(\theta)$ . This is because if  $W(A)$  and a disk centered at the origin enclosing  $W(A)$  have more than  $n$  shared boundary points, then  $W(A)$  is that disk; see [TY99, Lemma 6].

Uhlig's method computes  $r(A)$  via updating a bounded convex polygonal approximation to  $W(A)$  and set of known points in  $\partial W(A)$  respectively given by:

$$\mathcal{G}_j := \bigcap_{\theta \in \{\theta_1, \dots, \theta_j\}} P_\theta \quad \text{and} \quad \mathcal{Z}_j := \{z_{\theta_1}, \dots, z_{\theta_j}\},$$

where  $W(A) \subseteq \mathcal{G}_j$  (see Fig. 1a for a depiction),  $0 \leq \theta_1 < \dots < \theta_j < 2\pi$ , and  $z_{\theta_\ell} = x_{\theta_\ell}^* A x_{\theta_\ell}$  is a boundary point of  $W(A)$  on  $L_{\theta_\ell}$  for  $\ell = 1, \dots, j$ . Note that the corners of  $\mathcal{G}_j$  are given by  $L_{\theta_\ell} \cap L_{\theta_{\ell+1}}$  for  $\ell = 1, \dots, j-1$  and  $L_{\theta_1} \cap L_{\theta_j}$ . Given  $\mathcal{G}_j$  and  $\mathcal{Z}_j$ , lower and upper bounds  $l_j \leq r(A) \leq u_j$  are immediate, where

$$l_j := \max\{|b| : b \in \mathcal{Z}_j\} \quad \text{and} \quad u_j := \max\{|c| : c \text{ a corner of } \mathcal{G}_j\},$$

so we define the relative error estimate:

$$\varepsilon_j := \frac{u_j - l_j}{l_j}. \quad (2.8)$$

By repeatedly cutting outermost corners of  $\mathcal{G}_j$ , and in turn, adding computed boundary points of  $W(A)$  to  $\mathcal{Z}_j$ , it follows that  $\varepsilon_j$  must fall below a desired relative tolerance for some  $k \geq j$ ; hence,  $r(A)$  can be computed to any desired accuracy. Uhlig's method achieves this via a greedy strategy. On each iteration, his algorithm chops off an outermost corner  $c_j$  from  $\mathcal{G}_j$ , which is done via computing the supporting hyperplane  $L_{\theta_{j+1}}$  for  $\theta_{j+1} = -\text{Arg}(c_j)$  and the boundary point  $z_{\theta_{j+1}} = x_{\theta_{j+1}}^* A x_{\theta_{j+1}}$ . Assuming that  $c_j \notin W(A)$ , the cutting operation results in  $\mathcal{G}_{j+1} := \mathcal{G}_j \cap P_{\theta_{j+1}}$ , a smaller polygonal region excluding the corner  $c_j$ , and  $\mathcal{Z}_{j+1} := \mathcal{Z}_j \cup \{z_{\theta_{j+1}}\}$ ; therefore,  $\varepsilon_{j+1} \leq \varepsilon_j$ . However, if  $c_j$  happens to be a corner of  $\partial W(A)$ , then it cannot be cut from  $\mathcal{G}_j$ , and instead this operation asserts that  $|c_j| = r(A)$ , and so  $r(A)$  has been computed. In Section 4, Figure 2 depicts Uhlig's method when a corner is cut.

**Remark 2.5.** Recall that the parallel supporting hyperplane  $L_{\theta_{j+1}+\pi}$  and the corresponding boundary point  $z_{\theta_{j+1}+\pi}$  can be obtained via an eigenvector  $\tilde{x}_{\theta_{j+1}}$  of  $\lambda_{\min}(H(\theta_{j+1}))$ . If  $\tilde{x}_{\theta_{j+1}}$  is already available or relatively cheap to compute, there is little reason not to also update  $\mathcal{G}_j$  and  $Z_j$  using this additional information.

### 3 Improvements to the level-set approach

We now propose two straightforward but important modifications to make the level-set approach faster and more reliable. We need the following immediate corollary of Theorem 2.4, which clarifies that Theorem 2.4 also allows all points in any  $\gamma$ -level set of  $\rho(H(\theta))$  to be computed.

**Corollary 3.1.** *Given  $\gamma \geq 0$ , if  $\rho(H(\theta)) = \gamma$ , then there exists  $\lambda \in \mathbb{C}$  such that  $|\lambda| = 1$ ,  $\det(R_\gamma - \lambda S) = 0$ , and  $\theta = f(\text{Arg}(\lambda))$ , where  $f : (-\pi, \pi] \mapsto [0, \pi)$  is*

$$f(\theta) := \begin{cases} \theta + \pi & \text{if } \theta < 0 \\ 0 & \text{if } \theta = 0 \text{ or } \theta = \pi \\ \theta & \text{otherwise.} \end{cases} \quad (3.1)$$

Thus, first we propose doing a BBBS-like iteration using  $\rho(H(\theta))$  instead of  $h(\theta)$ , which also has local quadratic convergence. By an extension of the argument of Boyd and Balakrishnan [BB90], near maximizers,  $\rho(H(\theta))$  is unconditionally twice continuously differentiable with Lipschitz second derivative; see [MO21]. Using  $\rho(H(\theta))$  is also typically faster in terms of constant factors. This is because  $\rho(H(\theta)) \geq h(\theta)$  always holds,  $\rho(H(\theta)) \geq 0$  (unlike  $h(\theta)$ , which can be negative), and the optimization domain is reduced from  $[0, 2\pi)$  to  $[0, \pi)$ . Thus, every update to the current estimate  $\gamma$  computed via  $\rho(H(\theta))$  must be at least as good as the one from using  $h(\theta)$  (and possibly much better), and there may also be fewer level-set intervals per iteration, which reduces the number of eigenproblems incurred involving  $H(\theta)$ .

Second, we also propose using local optimization on top of the BBBS-like step at every iteration, i.e., the BBBS-like step is used to initialize optimization in order to find a maximizer of  $\rho(H(\theta))$ . The first benefit is speed, as optimization often results in much larger updates to estimate  $\gamma$  and these updates are now locally optimal. This greatly reduces the total number of expensive eigenvalue computations done with  $R_\gamma - \lambda S$ , often down to just one; hence, the overall runtime can be substantially reduced since in comparison, optimization is cheap (as we explain momentarily). The second benefit is that using optimization also avoids some numerical difficulties when solely working with  $R_\gamma - \lambda S$  to update  $\gamma$ . In their 1997 paper, He and Watson showed that the condition number of a unimodular eigenvalue of  $R_\gamma - \lambda S$  actually blows up as  $\theta$  approaches critical values of  $h(\theta)$  or  $\rho(H(\theta))$  [HW97, Theorem 4],<sup>4</sup> as this corresponds to a pair of unimodular eigenvalues of  $R_\gamma - \lambda S$  coalescing into a double eigenvalue. Since this must always occur as a level-set method converges, rounding errors may prevent all of the unimodular eigenvalues from being detected, causing level-set points to go undetected, thus resulting in stagnation of the algorithm before it finds  $r(A)$  to the desired accuracy. He and Watson wrote that their analytical result was “hardly encouraging” [HW97, p. 336], though they did not observe this issue in their experiments. However, an example of such a deleterious effect is shown in [BM19, Figure 2], where analogous eigenvalue computations are shown to greatly reduce numerical accuracy when computing the *pseudospectral abscissa* [BLO03].

In contrast, optimizing  $\rho(H(\theta))$  does not lead to numerical difficulties. This objective function is both Lipschitz (as  $H(\theta)$  is Hermitian [Kat82, Theorem II.6.8]) and smooth at its maximizers (as discussed above). Thus, local maximizers of  $\rho(H(\theta))$  can be found using, say, Newton’s method, with only a handful of iterations. Interestingly, in their concluding remarks [HW97, p. 341–2], He and Watson seem to have been somewhat pessimistic about using Newton’s method, writing that while it would have faster local convergence than Watson’s iteration, “the price to be paid

<sup>4</sup>The exact statement appears in the last lines of the corresponding proof on p. 335.

---

**Algorithm 3.1** An Improved Level-Set Algorithm

---

**Input:**  $A \in \mathbb{C}^{n \times n}$  with  $n \geq 2$ , initial guesses  $\mathcal{M} = \{\theta_1, \dots, \theta_q\}$ , and  $\tau_{\text{tol}} > 0$ .

**Output:**  $\gamma$  such that  $|\gamma - r(A)| \leq \tau_{\text{tol}} \cdot r(A)$ .

```

1:  $\psi \leftarrow f(\text{Arg}(\lambda))$  where  $\lambda \in \Lambda(A)$  such that  $|\lambda| = \rho(A)$  // 0 if  $\lambda = 0$ 
2:  $\mathcal{M} \leftarrow \mathcal{M} \cup \{0, \psi\}$ 
3: while  $\mathcal{M}$  is not empty do
4:    $\theta_{\text{BBBS}} \leftarrow \arg \max_{\theta \in \mathcal{M}} \rho(H(\theta))$  // In case of ties, just take any one
5:    $\gamma \leftarrow$  maximization of  $\rho(H(\theta))$  via local optimization initialized at  $\theta_{\text{BBBS}}$ 
6:    $\gamma \leftarrow \gamma(1 + \tau_{\text{tol}})$ 
7:    $\Theta \leftarrow \{f(\text{Arg}(\lambda)) : \det(R_\gamma - \lambda S) = 0, |\lambda| = 1\}$ 
8:    $[\theta_1, \dots, \theta_q] \leftarrow \Theta$  sorted in increasing order with any duplicates removed
9:    $\mathcal{M} \leftarrow \{\theta : \rho(H(\theta)) > \gamma \text{ where } \theta = 0.5(\theta_\ell + \theta_{\ell+1}), \ell = 1, \dots, q-1\}$ 
10: end while

```

---

NOTE: For simplicity, we forgo giving pseudocode to exploit possible normality of  $A$  or symmetry of  $W(A)$ , and assume that eigenvalues and local maximizers are obtained exactly and that the optimization solver is monotonic, i.e., it guarantees  $\rho(H(\theta_{\text{BBBS}})) \leq \rho(H(\theta_\star))$ , where  $\theta_\star$  is the maximizer computed in line 5. Recall that  $f(\cdot)$  is defined in (3.1), and note that the method reduces to a BBBS-like iteration using (2.6) if line 5 is replaced by  $\gamma \leftarrow \rho(H(\theta_{\text{BBBS}}))$ . Running optimization from other angles in  $\mathcal{M}$  (in addition to  $\theta_{\text{BBBS}}$ ) every iteration may also be advantageous, particularly if this can be done via parallel processing. Adding zero to the initial set  $\mathcal{M}$  avoids having to deal with any “wrap-around” level-set intervals due to the periodicity of  $\rho(H(\theta))$ , while  $\psi$  is just a reasonable initial guess for a global maximizer of (2.6).

is at least a considerable increase in computation, and possibly the need of the calculation of higher derivatives, and for the incorporation of a line search.” As we now explain, using, say, secant or Newton’s method, is actually an overall big win. Also, note that with either secant or Newton, steps of length one are always eventually accepted; hence, the cost of line searches should not be a concern.

Suppose  $\rho(H(\theta))$  is attained by a unique eigenvalue  $\lambda_j$  with normalized eigenvector  $x_j$ . Then by standard perturbation theory for simple eigenvalues,

$$\rho'(H(\theta)) = \text{sgn}(\lambda_j) \cdot x_j^* H'(\theta) x_j = \text{sgn}(\lambda_j) \cdot x_j^* \left( \frac{i}{2} (e^{i\theta} A - e^{-i\theta} A^*) \right) x_j. \quad (3.2)$$

Thus, given  $\lambda_j$  and  $x_j$ , the additional cost of obtaining  $\rho'(H(\theta))$  mostly amounts to the single matrix-vector product  $H'(\theta)x_j$ . To compute  $\rho''(H(\theta))$ , we will need the following result for second derivatives of eigenvalues; see [Lan64].

**Theorem 3.2.** For  $t \in \mathbb{R}$ , let  $A(t)$  be a twice-differentiable  $n \times n$  Hermitian matrix family with, for  $t = 0$ , eigenvalues  $\lambda_1 \geq \dots \geq \lambda_n$  and associated eigenvectors  $x_1, \dots, x_n$ , with  $\|x_k\| = 1$  for all  $k$ . Then assuming  $\lambda_j$  is unique,

$$\lambda_j''(t) \Big|_{t=0} = x_j^* A''(0) x_j + 2 \sum_{k \neq j} \frac{|x_k^* A'(0) x_j|^2}{\lambda_k - \lambda_j}.$$

Although obtaining the eigendecomposition of  $H(\theta)$  is cubic work, this is generally negligible compared to the cost of obtaining all the unimodular eigenvalues of  $R_\gamma - \lambda S$  when using Theorem 2.4 computationally; recall that  $H(\theta)$  is an  $n \times n$  Hermitian matrix, while  $R_\gamma - \lambda S$  is a generalized eigenvalue problem of order  $2n$ . Moreover,  $H'(\theta)x_j$  would already be computed for  $\rho'(H(\theta))$ , while  $H''(\theta)x_j = -H(\theta)x_j = -\lambda_j x_j$ , so there is no other work of consequence to obtain  $\rho''(H(\theta))$  via Theorem 3.2.

Pseudocode for our improved level-set algorithm is given in Algorithm 3.1. We now address some implementation concerns. What method is used to find maximizers of  $\rho(H(\theta))$  depends

Table 1: The running time of a given operation *divided by* the running time of  $\text{eig}(H(\theta))$  for random  $A \in \mathbb{C}^{n \times n}$ . Eigenvectors were requested for  $H(\theta)$  (for computing derivatives and boundary points) but not for  $R_\gamma - \lambda S$ . For  $\text{eigs}$ ,  $k$  is the number of eigenvalues requested, while 'LM' (largest modulus), 'LR' (largest real), and 'BE' (both ends) specifies which eigenvalues are desired.

		$\text{eigs}(H(\theta), k, \text{'LM'})$		$\text{eigs}(H(\theta), k, \text{'LR'})$		$\text{eigs}(H(\theta), k, \text{'BE'})$			$\text{eig}(R_\gamma, S)$
$n$		$k = 1$	$k = 6$	$k = 1$	$k = 6$	$k = 2$	$k = 4$	$k = 6$	
Dense $A$	200	1.4	1.4	0.7	1.1	1.0	1.1	1.1	36.7
	400	0.5	0.8	0.5	0.8	0.6	0.7	0.8	79.3
	800	0.6	1.0	0.6	1.1	1.2	1.0	1.1	180.2
	1600	0.3	0.6	0.3	0.5	0.6	0.7	0.6	196.3
Sparse $A$	200	4.0	3.7	2.1	3.5	3.4	3.8	3.6	45.7
	400	2.0	3.1	1.8	3.1	3.1	3.2	3.1	80.6
	800	0.7	1.2	0.6	1.1	1.4	1.1	1.2	167.9
	1600	0.4	0.6	0.4	0.7	0.8	0.8	0.6	177.2

on the relative costs of solving eigenvalue problems involving  $H(\theta)$  and  $R_\gamma - \lambda S$ . Table 1 shows examples where 37–196 calls of  $\text{eig}(H(\theta))$  can be done before the total cost exceeds that of a single call of  $\text{eig}(R_\gamma, S)$ . This highlights just how beneficial it can be to incur a few more computations with  $H(\theta)$  to find local maximizers as Algorithm 3.1 does. Comparisons for computing extremal eigenvalues of  $H(\theta)$  via  $\text{eig}$  and  $\text{eigs}$  are also shown in the table. Such data inform whether or not the increased cost of needing to use  $\text{eig}$  in order to compute  $\rho''(H(\theta))$  is offset by the advantages that second derivatives can bring, e.g., faster local convergence. Of course, fine-grained implementation decisions like these should ideally be made via tuning, as such timings are generally also software and hardware dependent. Nevertheless, Table 1 suggests that implementing Algorithm 3.1 using Newton’s method via  $\text{eig}$  might be a bit more efficient than using the secant method for  $n \leq 800$  or so.<sup>5</sup>

There is one more subtle but important detail for implementing Algorithm 3.1. Suppose that  $\theta_{\text{BBBS}}$  in line 4 is close to the argument of a (nearly) double unimodular eigenvalue of  $R_\gamma - \lambda S$ , where  $\gamma = \rho(H(\theta_{\text{BBBS}}))$ . If rounding errors prevent this one or two eigenvalues from being detected as unimodular, the computed  $\gamma$ -level set of  $\rho(H(\theta))$  may be incomplete, which again, can cause stagnation. As pointed out in [BLO03, p. 372–373] in the context of computing the pseudospectral abscissa, a robust fix is simple: explicitly add  $a(\theta_{\text{BBBS}})$  to  $\Theta$  in line 7 if it appears to be missing.

## 4 Analysis of Uhlig’s method

In the next two subsections, we respectively (a) analyze the overall cost of Uhlig’s method for so-called *disk matrices* and (b) for general problems, establish how the exact Q-linear local rate of convergence of Uhlig’s cutting strategy varies with respect to the local curvature of  $\partial W(A)$  at outermost points. A disk matrix is one whose field of values is a circular disk centered at the origin, and it is a worst-case scenario for Uhlig’s method; as we show in this case, the required number of supporting hyperplanes to compute  $r(A)$  blows up with respect to increasing the desired relative accuracy. Although relatively rare, disk matrices can arise from minimizing the numerical radius of parametrized matrices; see [LO20] for a thorough discussion. For concreteness

<sup>5</sup>Subspace methods such as [KLV18] might also be used to find local maximizers of  $h(\theta)$  or  $\rho(H(\theta))$  and would likely provide similar benefits in terms of accelerating the globally convergent algorithms in this paper.

here, we make use of the  $n \times n$  Crabb matrix:

$$K_2 = \begin{bmatrix} 0 & 2 \\ 0 & 0 \end{bmatrix}, K_3 = \begin{bmatrix} 0 & \sqrt{2} & 0 \\ 0 & 0 & \sqrt{2} \\ 0 & 0 & 0 \end{bmatrix}, K_n = \begin{bmatrix} 0 & \sqrt{2} & & & \\ & \cdot & 1 & & \\ & & \cdot & \cdot & \\ & & & \cdot & 1 \\ & & & & \cdot & \sqrt{2} \\ & & & & & 0 \end{bmatrix}, \quad (4.1)$$

where for all  $n$ ,  $r(K_n) = 1$  and  $W(K_n)$  is the unit disk. However, note that not all disk matrices are variations of Jordan blocks corresponding to the eigenvalue zero. For other types of disk matrices and the history and relevance of  $K_n$ , see [LO20].

#### 4.1 Uhlig's method for disk matrices

The following theorem completely characterizes the total cost of Uhlig's method for disk matrices with respect to a desired relative tolerance. Note that Uhlig's method begins with a rectangular approximation  $\mathcal{G}_4$  to  $W(A)$ , which for a disk matrix, is a square centered at the origin.

**Theorem 4.1.** *Suppose that  $A \in \mathbb{C}^{n \times n}$  is a disk matrix with  $r(A) > 0$  and that  $W(A)$  is approximated by  $\mathcal{G}_j$  with  $j \geq 3$  and  $\mathcal{G}_j$  a regular polygon, i.e., it is the intersection of  $j$  half planes  $P_{\theta_\ell}$ , where  $\theta_\ell = \frac{2\pi}{j}\ell$  for  $\ell = 1, \dots, j$ . Then,*

- (i)  $\varepsilon_j = \sec(\pi/j) - 1$ ,
- (ii) if  $\varepsilon_j \leq \tau_{\text{tol}}$ , then  $j \geq \left\lceil \frac{\pi}{\arccos(1+\tau_{\text{tol}})} \right\rceil$ , where  $\tau_{\text{tol}} > 0$  is the desired relative error.

Moreover, if  $\mathcal{G}_k$  is a further refined version of  $\mathcal{G}_j$ , so  $W(A) \subseteq \mathcal{G}_k \subseteq \mathcal{G}_j$ , then

- (iii) if  $\varepsilon_k < \varepsilon_j$ , then  $k \geq 2j$ .
- (iv) if  $\varepsilon_k \leq \tau_{\text{tol}} < \varepsilon_j$ , then  $k \geq j \cdot 2^d$ , where  $d = \left\lceil \log_2 \left( \frac{\pi}{j \arccos(1+\tau_{\text{tol}})} \right) \right\rceil$ .

*Proof.* As  $W(A)$  is a disk centered at zero with radius  $r(A)$  and  $\partial W(A)$  is a circle inscribed in the regular polygon  $\mathcal{G}_j$ , every boundary point in  $\mathcal{Z}_j$  has modulus  $r(A)$ , and so  $l_j = r(A)$ , and the moduli of the corners of  $\mathcal{G}_j$  are all identical. Consider the corner  $c$  with  $\text{Arg}(c) = \pi/j$  and the right triangle defined by zero,  $r(A)$  on the real axis, and  $c$ . Then  $|c| = u_j = r(A) \sec(\pi/j)$ , and so (i) holds. Statement (ii) simply holds by substituting (i) into  $\varepsilon_j \leq \tau_{\text{tol}}$  and then solving for  $j$ . For (iii), as  $\varepsilon_j = |c|$  for any corner  $c$  of  $\mathcal{G}_j$ , all  $j$  corners of  $\mathcal{G}_j$  must be refined to lower the error; thus,  $\mathcal{G}_k$  must have at least  $2j$  corners. Finally, as  $\lim_{j \rightarrow \infty} \varepsilon_j = 0$ , but the error only decreases when  $j$  is doubled, it follows that in order for  $\varepsilon_k \leq \tau_{\text{tol}}$  to hold,  $k \geq j \cdot 2^d$  for some  $d \geq 1$ . The smallest possible integer is obtained by replacing  $j$  in (ii) with  $j \cdot 2^d$  and solving for  $d$ , thus proving (iv).  $\square$

Via Theorem 4.1, we report the number of supporting hyperplanes needed to compute the numerical radius of disk matrices for increasing levels of accuracy in Table 2, illustrating just how quickly the cost of Uhlig's method skyrockets. Consequently, the level-set approach is typically much faster for disk matrices or those whose fields of values are close to a disk centered at zero; indeed, since  $h(\theta) = \rho(H(\theta))$  is constant for disk matrices, it converges in a single iteration.

#### 4.2 Local rate of convergence

As we now explain, the local behavior of Uhlig's cutting procedure at an outermost point in  $W(A)$  can actually be understood analyzing one key example. For this analysis, we use Q-linear and Q-superlinear convergence, where "Q" stands for "quotient"; see [NW99, p. 619].

Table 2: For any disk matrix  $A$ , the minimum number of supporting hyperplanes required to compute  $r(A)$  to different accuracies is shown, where  $\text{eps} \approx 2.22 \times 10^{-16}$ .

Relative Tolerance	# of supporting hyperplanes needed		
	Minimum	Uhlig's method	
		Starting with $\mathcal{G}_3$	Starting with $\mathcal{G}_4$
$\tau_{\text{tol}} = 1\text{e-}4$	223	384	256
$\tau_{\text{tol}} = 1\text{e-}8$	22 215	24 576	32 768
$\tau_{\text{tol}} = 1\text{e-}12$	2 221 343	3 145 728	4 194 304
$\tau_{\text{tol}} = \text{eps}$	149 078 414	201 326 592	268 435 456

**Definition 4.2.** Let  $b_\star$  be an outermost point of  $W(A)$  such that the radius of curvature  $\tilde{r}$  of  $\partial W(A)$  is well defined at  $b_\star$ . Then the normalized radius of curvature of  $\partial W(A)$  at  $b_\star$  is  $\mu := \tilde{r}/r(A) \in [0, 1]$ .

Note that if  $\mu = 0$ ,  $b_\star$  is a corner of  $W(A)$ . If  $\mu = 1$ , then near  $b_\star$ ,  $\partial W(A)$  is well approximated by an arc of the circle with radius  $r(A)$  centered at the origin. We show that the local convergence is precisely determined by the value of  $\mu$  at  $b_\star$ . In the upcoming analysis we use the following assumptions.

**Assumption 4.3.** We assume that  $r(A) > 0$  and that it is attained at a non-corner  $b_\star \in \partial W(A)$  with  $\text{Arg}(b_\star) = 0$ .

Assumption 4.3 is essentially without any loss of generality. Assuming  $r(A) > 0$  is trivial, as it only excludes  $A = 0$ . Since we are concerned with finding the local rate of convergence at  $b_\star$ , its location does not matter, and so we can assume a convenient one, that  $b_\star$  is on the positive real axis. As will be seen, our analysis does not lose any generality by assuming that  $b_\star$  is not a corner.

**Assumption 4.4.** We assume that the current approximation  $\mathcal{G}_j$  has been constructed using the supporting hyperplane  $L_0$  passing through  $b_\star$ , and so  $b_\star \in \mathcal{Z}_j$ , and that  $\partial W(A)$  is twice continuously differentiable at  $b_\star$ .

Assumption 4.4 is also quite mild. Although Uhlig's method may sometimes only encounter supporting hyperplanes for outermost points in the limit as it converges, as we explain in Section 5, they can actually be easily and cheaply obtained and used to update  $\mathcal{G}_j$  and  $\mathcal{Z}_j$ . Moreover, knowing outermost points and associated hyperplanes does not guarantee convergence. Uhlig's method only terminates once  $\varepsilon_k$  is sufficiently small for some  $k$ , which means that its cost is generally determined by how quickly it can sufficiently approximate  $\partial W(A)$  in neighborhoods about the outermost points; per Section 2, when  $A$  is not a disk matrix, there can be up to  $n$  such points. The smoothness assumption ensures that there exists a unique osculating circle of  $\partial W(A)$  at  $b_\star$ , and consequently, the disagreement of the osculating circle and  $\partial W(A)$  decays at least cubically as  $b_\star$  is approached; for more on osculation, see, e.g., [Küh15, chapter 2].

**Key Remark 4.5.** By our assumptions,  $b_\star \in \mathcal{Z}_j$ , and  $\partial W(A)$  is twice continuously differentiable and has normalized radius of curvature  $\mu > 0$  at  $b_\star$ . Since  $\partial \mathcal{G}_j$  is a piecewise linear approximation of  $\partial W(A)$ , the local behavior of a cutting-plane method is determined by the resulting second-order approximation errors, with the higher-order errors being negligible. As  $\partial W(A)$  is curved at  $b_\star$ , these second-order errors must be non-zero on both sides of  $b_\star$ . Now recall that the osculating circle of  $\partial W(A)$  at  $b_\star$  locally agrees with  $\partial W(A)$  to at least second order. Hence, near  $b_\star$ , the second-order errors of a cutting-plane method applied to  $A$  are identical to the second-order errors of applying the method to a matrix  $M$  with  $\partial W(M)$  being the same as that osculating

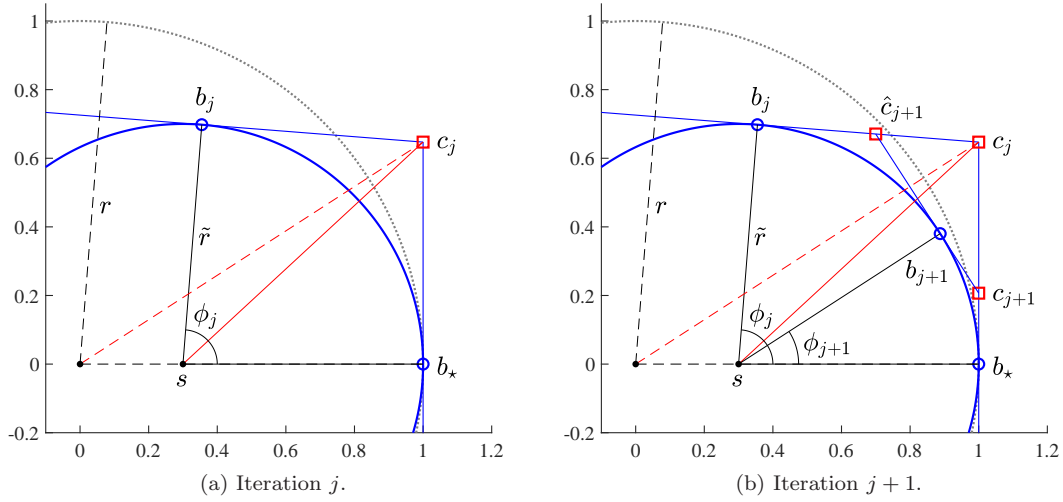


Figure 2: Depiction of Uhlig's method for Example 4.6 where  $z = 0.3$  and  $\tilde{r} = 0.7$ . The dotted circle is the circle of radius  $r(M) = 1$  centered at the origin. See Example 4.6 for a complete description of the plots.

circle. Thus, to understand the local convergence rate of a cutting-plane method for general matrices, it actually suffices to study how the method behaves on  $M$ .

We now define our key example  $M$  such that, via two real parameters,  $\partial W(M)$  is the osculating circle at the outermost point  $b_*$

**Example 4.6** (See Fig. 2 for a visual description). For  $n \geq 2$ , let

$$M = sI + \tilde{r}K_n, \quad (4.2)$$

where  $K_n \in \mathbb{C}^{n \times n}$  is any disk matrix with  $r(K_n) = 1$ , e.g., (4.1),  $s \geq 0$ , and  $\tilde{r} > 0$ . Clearly,  $W(M)$  is a disk with radius  $\tilde{r}$  centered at  $s$  on the real axis with outermost point  $b_* = s + \tilde{r} = r$  and  $\mu = \frac{\tilde{r}}{r} > 0$  at  $b_*$ , where  $r := r(M)$ , a shorthand we will often use in Section 4 and Section 5. Thus, given any matrix  $A$  satisfying Assumptions 4.3 and 4.4 with any  $\mu \in (0, 1]$ , by choosing  $s \geq 0$  and  $\tilde{r} > 0$  appropriately we have that  $\partial W(M)$  agrees exactly with the osculating circle of  $\partial W(A)$  at  $b_*$ . Assume that  $\theta_* = 0$  and  $\theta_j \in (-\pi, 0)$  have been used to construct  $\mathcal{G}_j$  and  $\mathcal{Z}_j$ , i.e., supporting hyperplanes  $L_{\theta_*}$  and  $L_{\theta_j}$  respectively pass through boundary points  $b_*$  and  $b_j = s + \tilde{r}e^{i\phi_j}$  of  $W(M)$ , where  $\phi_j := \text{Arg}(b_j - s) \in (0, \pi)$ . Therefore,  $b_* = z_0 \in \mathcal{Z}_j$  and since  $W(M)$  is a disk, it also follows that  $b_j = z_{\theta_j} \in \mathcal{Z}_j$ , where  $\theta_j = -\phi_j$ . Further assume that for all  $\theta \in (\theta_j, \theta_*)$ ,  $z_\theta \notin \mathcal{Z}_j$ , and so  $c_j := L_{\theta_*} \cap L_{\theta_j}$  is a corner of  $\mathcal{G}_j$ . Now suppose  $c_j$  is cut, by any cutting procedure, Uhlig's or otherwise. This results in a boundary point  $b_{j+1}$  of  $W(M)$  being added to  $\mathcal{Z}_j$  and  $c_j$  is replaced by two new corners,  $\hat{c}_{j+1}$  and  $c_{j+1}$ , that respectively lie on  $L_{\theta_j}$  and  $L_{\theta_*}$ ; due to their orientation with respect to  $b_{j+1}$ , we refer to  $\hat{c}_{j+1}$  as a counter-clockwise (CCW) corner and  $c_{j+1}$  as a clockwise (CW) corner. If  $c_{j+1}$  is then cut next, this produces two more corners,  $\hat{c}_{j+2}$  and  $c_{j+2}$ , with  $c_{j+2}$  also on  $L_{\theta_*}$  and between  $c_{j+1}$  and  $b_*$ . Note that if  $\{\phi_k\} \rightarrow 0$ , then the sequence of CW corners  $\{c_k\} = c_j, c_{j+1}, c_{j+2}, \dots$  converges to  $b_*$ . To understand the local behavior of a cutting-plane technique, we will analyze  $\{\phi_k\}$  and  $\{c_k\}$ , i.e., the case when the cuts are applied to the CW corners that are sequentially generated on  $L_{\theta_*}$ .

Some remarks on Example 4.6 are in order, as it ignores the CCW corners  $\hat{c}_j$ , and cutting these CCW corners may also introduce new corners that need to be cut. However, since  $\{c_k\}$  is a subsequence of all the corners generated by Uhlig's method to sufficiently approximate  $\partial W(M)$

between boundary points  $b_*$  and  $b_j$ , analyzing  $\{c_k\}$  gives a lower bound on its local efficiency. Furthermore, this often describes the true local efficiency because, as will become clear, for many problems, there are either no or few CCW corners that requiring cutting. Finally, in Section 5, we introduce an improved cutting scheme that guarantees only CW corners must be cut.

**Lemma 4.7.** *Recalling that  $\phi_j := \text{Arg}(b_j - s)$ , if Uhlig's cuts are sequentially applied to the corners  $\{c_k\}$  described in Example 4.6, then for all  $k \geq j$ ,*

$$\phi_{k+1} = \arctan(\mu \tan \frac{1}{2}\phi_k). \quad (4.3)$$

*Proof.* Since  $W(M)$  is a disk with tangents at  $b_k$  and  $b_*$  determining  $c_k$ , first note that the equality  $\text{Arg}(c_k - s) = \frac{1}{2}\phi_k$  holds. Then  $\tan \frac{1}{2}\phi_k = \tilde{r}^{-1}|c_k - b_*|$ , and since the tangent at  $b_*$  is vertical, we also have that  $\text{Arg}(c_k) = \arctan(r^{-1}\tilde{r}|c_k - b_*|)$ . Thus via substitution,

$$\text{Arg}(c_k) = \arctan(r^{-1}\tilde{r} \tan \frac{1}{2}\phi_k) = \arctan(\mu \tan \frac{1}{2}\phi_k).$$

The proof is completed since  $\phi_{k+1} = \text{Arg}(b_{k+1} - s)$  is also equal to  $\text{Arg}(c_k)$ .  $\square$

**Theorem 4.8.** *The sequence  $\{\phi_k\}$  produced by Uhlig's cutting procedure and described by recursion (4.3) converges to zero  $Q$ -linearly with rate  $\frac{1}{2}\mu$ .*

*Proof.* First note that  $\lim_{k \rightarrow \infty} \phi_k = 0 = \phi_*$  and  $\phi_k > 0$  for all  $k \geq j$ . Then

$$\lim_{k \rightarrow \infty} \frac{|\phi_{k+1} - \phi_*|}{|\phi_k - \phi_*|} = \lim_{k \rightarrow \infty} \frac{\phi_{k+1}}{\phi_k} = \lim_{k \rightarrow \infty} \frac{\arctan(\mu \tan \frac{1}{2}\phi_k)}{\phi_k}.$$

Since the numerator and denominator both go to zero as  $k \rightarrow \infty$ , the result follows by considering the continuous version of the limit:

$$\lim_{\phi \rightarrow 0} \frac{\arctan(\mu \tan \frac{\phi}{2})}{\phi} = \lim_{\phi \rightarrow 0} \frac{\mu \tan \frac{1}{2}\phi}{\phi} = \lim_{\phi \rightarrow 0} \frac{\frac{1}{2}\mu\phi}{\phi} = \frac{1}{2}\mu,$$

where the first and second equalities are obtained, respectively, using small-angle approximations  $\arctan x \approx x$  and  $\tan x \approx x$  for  $x \approx 0$ .  $\square$

While Theorem 4.8 tells us how quickly  $\{\phi_k\}$  will converge, we really want to estimate how quickly the error  $\varepsilon_j$  becomes sufficiently small. For that, we must consider how fast the moduli of the corresponding outermost corners  $c_k$  converge.

**Theorem 4.9.** *Given the sequence  $\{\phi_k\}$  from Theorem 4.8, the corresponding sequence  $\{|c_k|\}$  converges to  $r$   $Q$ -linearly with rate  $\frac{1}{4}\mu^2$ .*

*Proof.* First note that

$$\cos \phi_{k+1} = \frac{r}{|c_k|} \quad \text{and so} \quad |c_k| = r \sec \phi_{k+1} > r$$

for all  $k \geq j$ . Thus, we consider the limit

$$\lim_{k \rightarrow \infty} \frac{||c_{k+1}| - r|}{||c_k| - r|} = \lim_{k \rightarrow \infty} \frac{r \sec \phi_{k+2} - r}{r \sec \phi_{k+1} - r} = \lim_{k \rightarrow \infty} \frac{\sec \phi_{k+1} - 1}{\sec \phi_k - 1},$$

which when substituting in  $\phi_{k+1} = \arctan(\mu \tan \frac{1}{2}\phi_k)$  becomes

$$\lim_{k \rightarrow \infty} \frac{\sec(\arctan(\mu \tan \frac{1}{2}\phi_k)) - 1}{\sec \phi_k - 1}.$$

Since the numerator and denominator both go to zero as  $k \rightarrow \infty$ , we consider the continuous version of the limit, i.e.,

$$\lim_{\phi \rightarrow 0} \frac{\sec(\arctan(\mu \tan \frac{1}{2}\phi)) - 1}{\sec \phi - 1} = \lim_{\phi \rightarrow 0} \frac{\sec(\mu \tan \frac{1}{2}\phi) - 1}{\sec \phi - 1} = \lim_{\phi \rightarrow 0} \frac{\sec(\frac{1}{2}\mu\phi) - 1}{\sec \phi - 1},$$

again using the small-angle approximations for  $\arctan$  and  $\tan$ . As this is an indeterminate form, we will apply L'Hôpital's Rule. However, it will be convenient to first multiply by the following identity to eliminate the term  $\sec \phi$  in the denominator:

$$\lim_{\phi \rightarrow 0} \frac{\cos \phi}{\cos \phi} \cdot \frac{\sec(\frac{1}{2}\mu\phi) - 1}{\sec \phi - 1} = \lim_{\phi \rightarrow 0} \frac{\cos \phi (\sec(\frac{1}{2}\mu\phi) - 1)}{1 - \cos \phi} =: \lim_{\phi \rightarrow 0} \frac{f_1(\phi)}{f_2(\phi)}.$$

For  $f_2(\phi)$ ,  $f_2'(\phi) = \sin \phi$ , while for  $f_1(\phi)$ , we have

$$\begin{aligned} f_1'(\phi) &= -\sin \phi (\sec(\frac{1}{2}\mu\phi) - 1) + \frac{1}{2}\mu \cos \phi \cdot \sec(\frac{1}{2}\mu\phi) \cdot \tan(\frac{1}{2}\mu\phi) \\ &= -\sin \phi (\sec(\frac{1}{2}\mu\phi) - 1) + \frac{1}{2}\mu \cos \phi \cdot \frac{\sin(\frac{1}{2}\mu\phi)}{\cos^2(\frac{1}{2}\mu\phi)}. \end{aligned}$$

As  $f_1'(0) = 0$  and  $f_2'(0) = 0$ , we still have an indeterminate form and so will again apply L'Hôpital's Rule. For the denominator, we have  $f_2''(\phi) = \cos \phi$  and so  $f_2''(0) = 1$ . For the numerator, it will be convenient to write  $f_1'(\phi) = -g_1(\phi) + \frac{1}{2}\mu g_2(\phi)$ , where

$$g_1(\phi) = \sin \phi (\sec(\frac{1}{2}\mu\phi) - 1) \quad \text{and} \quad g_2(\phi) = \cos \phi \cdot \frac{\sin(\frac{1}{2}\mu\phi)}{\cos^2(\frac{1}{2}\mu\phi)},$$

and differentiate the parts separately. For  $g_1(\phi)$ , we have that

$$g_1'(\phi) = \cos \phi (\sec(\frac{1}{2}\mu\phi) - 1) + \frac{1}{2}\mu \sin \phi \cdot \sec(\frac{1}{2}\mu\phi) \cdot \tan(\frac{1}{2}\mu\phi),$$

and so  $g_1'(0) = 0$ . For  $g_2(\phi)$ , we have that

$$g_2'(\phi) = -\sin \phi \cdot \frac{\sin(\frac{1}{2}\mu\phi)}{\cos^2(\frac{1}{2}\mu\phi)} + \cos \phi \cdot \frac{\frac{1}{2}\mu (\cos^3(\frac{1}{2}\mu\phi) + 2 \sin^2(\frac{1}{2}\mu\phi) \cdot \cos(\frac{1}{2}\mu\phi))}{\cos^4(\frac{1}{2}\mu\phi)},$$

and so  $g_2'(0) = \frac{1}{2}\mu$ . Thus,  $f_1''(0) = -g_1'(0) + \frac{1}{2}\mu g_2'(0) = \frac{1}{4}\mu^2$ , proving the claim.  $\square$

As Example 4.6 can model any  $\mu \in (0, 1]$ , per Key Remark 4.5, Theorems 4.8 and 4.9 also accurately describe the local behavior of Uhlig's cutting procedure at outermost points in  $W(A)$  for any matrix  $A$ . Moreover, due to the squaring and one-quarter factor in Theorem 4.9, the linear rate of convergence becomes very fast rather rapidly as  $\mu$  decreases from one, ultimately becoming superlinear if the outermost point is a corner ( $\mu = 0$ ). We can also estimate the cost of approximating  $\partial W(A)$  about  $b_*$ , determining how many iterations will be needed until it is no longer necessary to refine corner  $c_k$ , i.e., the value of  $k$  such that  $|c_k| \leq r(A) \cdot (1 + \tau_{\text{tol}})$ . For simplicity, it will now be more convenient to assume that  $j = 0$  with  $|c_0| = \beta r(A)$  for some scalar  $\beta > (1 + \tau_{\text{tol}})$ . Via the Q-linear rate given by Theorem 4.9, we have that

$$|c_k| - r(A) \leq (|c_0| - r(A)) \cdot \left(\frac{1}{4}\mu^2\right)^k,$$

and so if

$$r(A) + (|c_0| - r(A)) \cdot \left(\frac{1}{4}\mu^2\right)^k \leq r(A) \cdot (1 + \tau_{\text{tol}}),$$

then it follows that  $|c_k| \leq r(A) \cdot (1 + \tau_{\text{tol}})$ , i.e., it does not need to be refined further. By first dividing the above equation by  $r(A)$  and doing some simple manipulations, we have that  $|c_k|$  is indeed sufficiently close to  $r(A)$  if

$$k \geq \frac{\log(\tau_{\text{tol}}) - \log(\beta - 1)}{\log(\frac{1}{4}\mu^2)}. \quad (4.4)$$

Using Example 4.6 with  $\beta = 100$ , and  $\tau_{\text{tol}} = 1\text{e-}14$ , only  $k \approx 27, 14, 7$ , and 4 iterations are needed, respectively, for  $\mu = 1, 0.5, 0.1$ , and 0.01. This is indeed rather fast for linear convergence. Of course, if  $W(A)$  has more than one outermost point, the total cost of a cutting-plane method increases commensurately, since  $\partial W(A)$  must be well approximated about all of these outermost points. For disk matrices, all boundary points are outermost, and so the cost blows up, per Theorem 4.1.

## 5 An improved cutting-plane algorithm

We now address some inefficiencies in Uhlig's method by giving an improved cutting-plane method. The two main components of this refined algorithm are as follows. First, any of the local optimization techniques from Section 3 also allows us to more efficiently locate outermost points in  $W(A)$ . This is possible because each outermost point is bracketed on  $\partial W(A)$  by two boundary points of  $W(A)$  in  $Z_j$ , and these brackets improve as  $\mathcal{G}_j$  more accurately approximates  $W(A)$ . Therefore, once  $\mathcal{G}_j$  is no longer a crude approximation, these brackets can be used to initialize optimization to find global maximizers of  $h(\theta)$ , and thus, globally outermost points of  $W(A)$ . Second, given a boundary point of  $W(A)$  that is also known to be locally outermost, we use a new cutting procedure that reduces the total number of cuts needed to sufficiently approximate  $\partial W(A)$  in this region. When this new cut cannot be invoked, we will fall back on Uhlig's cutting procedure. In the next three subsections, we describe our new cutting strategy, establish a Q-linear rate of convergence for it, and finally, show how these cuts can be sufficiently well estimated so that our theoretical convergence rate result is indeed realized in practice. Finally, pseudocode of our completed algorithm is given in Algorithm 5.1.

### 5.1 An optimal-cut strategy

Again consider Example 4.6. In Fig. 2b, Uhlig's cut of corner  $c_j$  between  $b_j$  (with  $|b_j| < r$ ) and  $b_\star$  produces two new corners  $\hat{c}_{j+1}$  and  $c_{j+1}$ , but since  $|\hat{c}_{j+1}| < r$  and  $|c_{j+1}| > r$ , it is only necessary to subsequently refine  $c_{j+1}$ . However, in Fig. 3a we show another scenario where both of the two new corners produced by Uhlig's cut will require subsequent cutting as well. While Theorems 4.8 and 4.9 indicate the number of iterations Uhlig's method needs to sufficiently refine the sequence  $\{c_k\}$ , they do not take into account that the CCW corners that are generated may also need to be cut. Thus, the total number of eigenvalue computations with  $H(\theta)$  can be higher than what is suggested by these two theorems. However, comparing Figs. 2b and 3a immediately suggests a better strategy, namely, to make the largest reduction in the angle  $\phi_j$  such that the CCW corner  $\hat{c}_{j+1}$  (between  $b_j$  and  $c_j$  on the tangent line for  $b_j$ ) does not subsequently need to be refined, i.e., such that  $|\hat{c}_{j+1}| = r$ . In Fig. 3a, this ideal corner is labeled  $d_j$ , while the corresponding optimal cut for this same example is shown in Fig. 3b, where  $d_j$  coincides with  $\hat{c}_{j+1}$ , and so the latter is not labeled.

### 5.2 Convergence analysis of the optimal cut

Before describing how to compute optimal cuts, we derive the convergence rate of the sequence of angles  $\{\phi_k\}$  this strategy produces. Per Key Remark 4.5, it again suffices to study Example 4.6.

**Lemma 5.1.** *Given Example 4.6, additionally assume that  $|b_j| < r$  and  $\tilde{r} < r$ , and so at  $b_\star$ ,  $\mu \in (0, 1)$ . Then the point on  $L_{\theta_j}$ , the supporting hyperplane passing through  $b_j$  with  $\theta_j = -\phi_j \in (-\pi, 0)$ , that is closest to  $c_j$  and has modulus  $r$  is*

$$d_j = b_j - it_j e^{i\phi_j}, \quad \text{where} \quad (5.1a)$$

$$t_j = -s \sin \phi_j + \sqrt{s^2 \sin^2 \phi_j + 2s\tilde{r}(1 - \cos \phi_j)} > 0. \quad (5.1b)$$

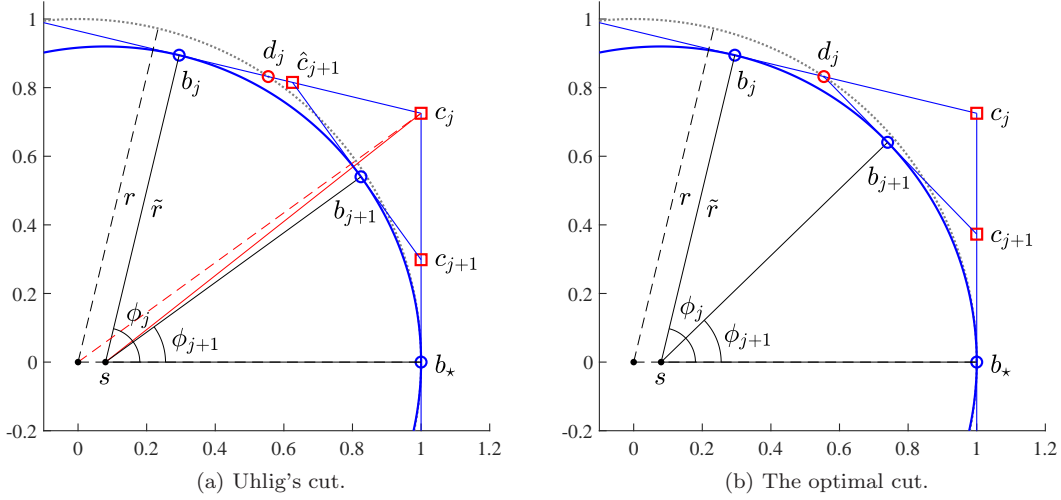


Figure 3: Depictions of corner  $c_j$  between boundary points  $b_j$  and  $b_*$  being cut by Uhlig's procedure (left) and the optimal cut (right), where the latter always makes the largest possible reduction in  $\phi_j$  such that only corner  $c_{j+1}$  must be refined.

*Proof.* As  $\phi_j \in (0, \pi)$ , clearly (5.1a) must hold for some  $t_j > 0$ . To obtain (5.1b), we use the fact that  $|d_j|^2 = r^2$  and solve for  $t_j$  using (5.1a). Setting  $u = e^{i\phi_j}$ , we have

$$0 = |d_j|^2 - r^2 = (b_j - it_j u)(\bar{b}_j + it_j \bar{u}) - r^2 = t_j^2 + i(b_j \bar{u} - \bar{b}_j u)t_j + |b_j|^2 - r^2.$$

which by substituting in the following two equivalences

$$\begin{aligned} b_j \bar{u} - \bar{b}_j u &= (s + \tilde{r}u)\bar{u} - (s + \tilde{r}\bar{u})u = s(\bar{u} - u) = -i2s \sin \phi_j, \\ |b_j|^2 &= s^2 + \tilde{r}^2 + s\tilde{r}(u + \bar{u}) = s^2 + \tilde{r}^2 + 2s\tilde{r} \cos \phi_j, \end{aligned}$$

yields

$$0 = t_j^2 + (2s \sin \phi_j)t_j + (s^2 + \tilde{r}^2 - r^2 + 2s\tilde{r} \cos \phi_j).$$

By substituting in  $r^2 = (s + \tilde{r})^2 = s^2 + \tilde{r}^2 + 2s\tilde{r}$ , this simplifies further to

$$0 = t_j^2 + (2s \sin \phi_j)t_j + 2s\tilde{r}(\cos \phi_j - 1).$$

Thus, by the quadratic formula, we obtain (5.1b).  $\square$

**Lemma 5.2.** *Given the assumptions in Lemma 5.1 and  $t_j > 0$  from (5.1b), also suppose that  $\phi_j \in (0, \frac{\pi}{2})$ . Then if optimal cuts are sequentially applied to the corners  $\{c_k\}$  described in Example 4.6, for all  $k \geq j$ ,*

$$\phi_{j+1} = -\phi_j + 2 \arctan \left( \frac{\tilde{r} \sin \phi_j - t_j \cos \phi_j}{\tilde{r} \cos \phi_j + t_j \sin \phi_j} \right). \quad (5.2)$$

*Proof.* Let  $\hat{\phi} = \phi_j - \text{Arg}(d_j - s)$ . Then it follows that

$$\phi_{j+1} = \phi_j - 2\hat{\phi} = -\phi_j + 2 \text{Arg}(d_j - s) = -\phi_j + 2 \arctan \left( \frac{\text{Im}(d_j - s)}{\text{Re}(d_j - s)} \right), \quad (5.3)$$

where the last equality follows because  $\text{Re}(d_j - s) > 0$ , as  $\text{Re } b_j > s$ . Using (5.1a) and substituting in  $b_j = s + \tilde{r}e^{i\phi_j}$ , we have that

$$\begin{aligned} d_j - s &= \tilde{r}e^{i\phi_j} - it_j e^{i\phi_j} & \iff & \begin{aligned} \text{Re}(d_j - s) &= \tilde{r} \cos \phi_j + t_j \sin \phi_j, \\ \text{Im}(d_j - s) &= \tilde{r} \sin \phi_j - t_j \cos \phi_j. \end{aligned} \end{aligned}$$

Substituting these into (5.3) completes the proof.  $\square$

Before deriving how fast  $\{\phi_k\}$  converges, we show that it indeed converges to zero.

**Lemma 5.3.** *Given the assumptions of Lemma 5.2, the recursion (5.2) for optimal cuts produces a sequence of angles  $\{\phi_k\}$  converging to zero.*

*Proof.* By construction,  $\{\phi_k\}$  is monotone, i.e.,  $\phi_{k+1} < \phi_k$  for all  $k$ , and bounded below by zero, and so  $\{\phi_k\}$  converges to some limit  $l$ . Per (5.1b), the  $t_j$  values appearing in (5.2) depend on  $\phi_j$ , so we define the analogous continuous function

$$t(\phi) = -s \sin \phi + \sqrt{s^2 \sin^2 \phi + 2s\tilde{r}(1 - \cos \phi)}. \quad (5.4)$$

Now by way of contradiction, assume that  $l > 0$  and so  $0 < l < \phi_j < \frac{\pi}{2}$ . Thus,

$$\lim_{k \rightarrow \infty} \phi_{k+1} = l = -l + 2 \arctan \left( \frac{\tilde{r} \sin l - t(l) \cos l}{\tilde{r} \cos l + t(l) \sin l} \right) \Leftrightarrow \tan l = \frac{\tilde{r} \sin l - t(l) \cos l}{\tilde{r} \cos l + t(l) \sin l}.$$

By multiplying both sides by  $\tilde{r} \cos l + t(l) \sin l$  and rearranging terms, we obtain the equality  $t(l)(\sin^2 l + \cos^2 l) = 0$ , and so  $t(l) = 0$ . However, Lemma 5.1 states that  $t(l) > 0$  should hold since  $l \in (0, \frac{\pi}{2})$ , a contradiction, and so  $l = 0$ .  $\square$

We now have the necessary pieces to derive the exact rate of convergence of the angles produced by optimal cuts.

**Theorem 5.4.** *The sequence  $\{\phi_k\}$  produced by optimal cuts and described by recursion (5.2) converges to zero  $Q$ -linearly with rate  $\frac{2(1-\sqrt{1-\mu})}{\mu} - 1$ .*

*Proof.* By Lemmas 5.2 and 5.3, (5.2) holds,  $\phi_k \rightarrow \phi_\star = 0$ , and  $\phi_k \geq 0$  for all  $k$ , so

$$\lim_{k \rightarrow \infty} \frac{|\phi_{k+1} - \phi_\star|}{|\phi_k - \phi_\star|} = \lim_{k \rightarrow \infty} \frac{\phi_{k+1}}{\phi_k} = \lim_{k \rightarrow \infty} \frac{-\phi_k + 2 \arctan \left( \frac{\tilde{r} \sin \phi_k - t_k \cos \phi_k}{\tilde{r} \cos \phi_k + t_k \sin \phi_k} \right)}{\phi_k}.$$

Using the continuous version of  $t_k$  given in (5.4), we instead consider the entire limit in continuous form:

$$\lim_{\phi \rightarrow 0} \frac{-\phi + 2 \arctan \left( \frac{\tilde{r} \sin \phi - t(\phi) \cos \phi}{\tilde{r} \cos \phi + t(\phi) \sin \phi} \right)}{\phi} = -1 + \lim_{\phi \rightarrow 0} \frac{2}{\phi} \cdot \frac{\tilde{r} \phi - t(\phi) \cos \phi}{\tilde{r} \cos \phi + t(\phi) \phi}, \quad (5.5)$$

where the equality holds by using the small-angle approximations  $\arctan x \approx x$  (as the ratio inside the arctan above goes to zero as  $\phi \rightarrow 0$ ) and  $\sin x \approx x$ . Again using  $\sin x \approx x$  as well as the small-angle approximation  $1 - \cos x \approx \frac{1}{2}x^2$ , we also have the small-angle approximation

$$t(\phi) \approx -s\phi + \sqrt{s^2 \phi^2 + 2s\tilde{r}(\frac{1}{2}\phi^2)} = -\phi \left( s - \phi \sqrt{s^2 + s\tilde{r}} \right) = -\phi \left( s - \sqrt{sr} \right), \quad (5.6)$$

where the last equality holds since  $\tilde{r} = r - s$ . Via substituting in (5.6), the limit on the right-hand side of (5.5) is

$$\lim_{\phi \rightarrow 0} \frac{2}{\phi} \cdot \frac{\tilde{r} \phi + \phi (s - \sqrt{sr}) \cos \phi}{\tilde{r} \cos \phi - \phi (s - \sqrt{sr}) \phi} = \lim_{\phi \rightarrow 0} \frac{2(\tilde{r} + (s - \sqrt{sr}) \cos \phi)}{\tilde{r} \cos \phi - \phi^2 (s - \sqrt{sr})} = \frac{2(\tilde{r} + s - \sqrt{sr})}{\tilde{r}}.$$

Recalling that  $\tilde{r} = \mu r$  and that  $s = r - \tilde{r} = r - \mu r$ , by substitutions we can rewrite the ratio above as

$$\frac{2 \left( \mu r + (r - \mu r) - \sqrt{(r - \mu r)r} \right)}{\mu r} = \frac{2(r - r\sqrt{1-\mu})}{\mu r} = \frac{2(1 - \sqrt{1-\mu})}{\mu}.$$

Subtracting one from the value above completes the proof.  $\square$

As we show momentarily, optimal cuts have a total lower cost than Uhlig's cutting procedure. Thus, there is no need to derive an analogue of Theorem 4.9 for describing the convergence rate of the moduli of corners  $c_k$  produced by the optimal-cut strategy.

### 5.3 Computing the optimal cut

Suppose that  $b_\star \in \mathcal{Z}_j$  attains the value of  $l_j$ , and that  $b_\star$  is also locally outermost in  $W(A)$ , and let  $\gamma = |b_\star| \leq r(A)$ . Without loss of generality, we assume that  $\text{Arg}(b_\star) = 0$ , and let  $b_j \in \mathcal{Z}_j$  be the next known boundary point of  $W(A)$  with  $\text{Arg}(b_j) \in (0, \pi)$ . We can model  $\partial W(A)$  between  $b_\star$  and  $b_j$  by fitting a quadratic that interpolates  $\partial W(A)$  at  $b_\star$  and  $b_j$ . If this model is a good fit, then it can be used to estimate  $d_j$ , and thus, also the optimal cut.

Since  $b_\star$  is also a locally outermost point of  $W(A)$  and  $\text{Arg}(b_\star) = 0$ , we can interpolate these boundary points using the sideways quadratic (opening up to the left in the complex plane)

$$q(y) = q_2 y^2 + q_1 y + q_0,$$

with the remaining degree of freedom used to specify that  $q(y)$  should be tangent to  $W(A)$  at  $b_\star$ . Clearly,  $q(y)$  cannot be a good fit if  $L_{\theta_j}$ , the supporting hyperplane passing through  $b_j$ , is increasing from left to right in the complex plane; hence, we also assume that  $\theta_j \in (-\frac{\pi}{2}, 0)$ . Let  $\theta_\dagger \in (\theta_j, 0)$  denote the angle of the supporting hyperplane for the optimal cut, e.g., for Example 4.6, the one that passes through  $d_j$  and the boundary point  $b_{j+1}$  between  $b_j$  and  $b_\star$ . By our criteria, the equations

$$q(0) = \gamma, \quad q(\text{Im } b_j) = \text{Re } b_j, \quad \text{and} \quad q'(0) = 0 \quad (5.7)$$

determine the coefficients  $q_0$ ,  $q_1$ , and  $q_2$ , and solving these yields

$$q_2 = \frac{\text{Re } b_j - \gamma}{(\text{Im } b_j)^2}, \quad q_1 = 0, \quad \text{and} \quad q_0 = \gamma. \quad (5.8)$$

We can assess whether  $q(y)$  is a good fit for  $\partial W(A)$  about  $b_\star$  by checking how close  $q(y)$  is to being tangent to  $\partial W(A)$  at  $b_j$ , i.e.,  $q(y)$  is a good fit if

$$q'(\text{Im } b_j) \approx \tan \theta_j. \quad (5.9)$$

If these two values are not sufficiently close, then we consider  $q(y)$  a poor local approximation of  $\partial W(A)$  at  $b_j$  (and  $b_\star$ ) and use Uhlig's cutting procedure to update  $\mathcal{G}_j$  and  $\mathcal{Z}_j$ . Otherwise, we assume that  $q(y)$  does accurately model  $\partial W(A)$  in this region and do an optimal cut. To estimate  $\theta_\dagger$ , we need to determine the line

$$a(y) = a_1 y + a_0$$

such that  $a(y)$  passes through  $d_j$  for  $y = \text{Im } d_j$  and is tangent to  $q(y)$  for some  $\tilde{y} \in (0, \text{Im } d_j)$ . Thus, we solve the following set of equations:

$$\text{Re } d_j = a(\text{Im } d_j) \iff \text{Re } d_j = a_1 \text{Im } d_j + a_0, \quad (5.10a)$$

$$q(\tilde{y}) = a(\tilde{y}) \iff q_2 \tilde{y}^2 + q_0 = a_1 \tilde{y} + a_0, \quad (5.10b)$$

$$q'(\tilde{y}) = a'(\tilde{y}) \iff 2q_2 \tilde{y} = a_1, \quad (5.10c)$$

to determine  $a_0$ ,  $a_1$  and  $\tilde{y}$ . This yields

$$\tilde{y} = \text{Im } d_j - \sqrt{(\text{Im } d_j)^2 + \frac{q_0 - \text{Re } d_j}{q_2}}, \quad a_0 = -q_2 \tilde{y}^2 + q_0, \quad \text{and} \quad a_1 = \frac{\text{Re } d_j - a_0}{\text{Im } d_j}, \quad (5.11)$$

where  $a_1$  follows directly from (5.10a),  $a_0$  is obtained by substituting the value of  $a_1$  given in (5.10c) into (5.10b), and  $\tilde{y}$  follows from substituting the value of  $a_0$  given in (5.11) into  $a_1$  in (5.11) (so that  $a_1$  now only has  $\tilde{y}$  as an unknown), and then substituting this version of  $a_1$  into (5.10c), which results in a quadratic equation in  $\tilde{y}$ . Since  $q(y)$  is a sufficiently accurate local model of  $\partial W(A)$ , it follows that

$$\theta_\dagger \approx \arctan a_1. \quad (5.12)$$

---

**Algorithm 5.1** An Improved Cutting-Plane Algorithm
 

---

**Input:**  $A \in \mathbb{C}^{n \times n}$  with  $n \geq 2$  and  $\tau_{\text{tol}} > 0$ .

**Output:**  $l$  such that  $|l - r(A)| \leq \tau_{\text{tol}} \cdot r(A)$ .

```

1:  $\psi \leftarrow \text{Arg}(\lambda)$  where  $\lambda \in \Lambda(A)$  attains  $\rho(A)$  // 0 if  $\lambda = 0$ 
2:  $\mathcal{G} \leftarrow P_{\theta_1} \cap \dots \cap P_{\theta_4}$  where  $\theta_\ell = \frac{\ell-1}{2}\pi - \psi$  for  $\ell = 1, 2, 3, 4$ 
3:  $\mathcal{Z} \leftarrow \{z_{\theta_\ell} : \ell = 1, 2, 3, 4\}$ 
4:  $l \leftarrow \max\{|b| : b \in \mathcal{Z}\}$ ,  $u \leftarrow \max\{|c| : c \text{ a corner of } \mathcal{G}\}$ 
5: while  $\frac{u-l}{l} > \tau_{\text{tol}}$  do
6:    $L_{\theta_1} \leftarrow$  supporting hyperplane for the boundary point in  $\mathcal{Z}$  attaining  $l$ 
7:    $\gamma \leftarrow$  local max of  $\rho(H(\theta))$  via optimization initialized at  $\theta_1$ 
8:    $\mathcal{G} \leftarrow \mathcal{G} \cap P_{\theta_1} \cap \dots \cap P_{\theta_q}$  for the  $q$  angles  $\theta_\ell$  encountered during optimization
9:    $\mathcal{Z} \leftarrow \mathcal{Z} \cup \{z_{\theta_\ell} : \ell = 1, \dots, q\}$ 
10:   $c \leftarrow$  outermost corner of  $\mathcal{G}$ 
11:  if the optimal cut should be applied to  $c$  per Section 5.3 then
12:     $\theta \leftarrow$  angle  $\theta_\dagger$  is given by (5.12) (rotated and flipped as necessary)
13:  else
14:     $\theta \leftarrow -\text{Arg}(c)$  // Uhlig's cut
15:  end if
16:   $\mathcal{G} \leftarrow \mathcal{G} \cap P_\theta$ 
17:   $\mathcal{Z} \leftarrow \mathcal{Z} \cup \{z_\theta\}$ 
18:   $l \leftarrow \max\{|b| : b \in \mathcal{Z}\}$ ,  $u \leftarrow \max\{|c| : c \text{ a corner of } \mathcal{G}\}$ 
19: end while

```

---

NOTE: For simplicity, we forgo describing pseudocode to exploit possible normality of  $A$  or symmetry of  $W(A)$ , and assume that  $A \neq 0$ , eigenvalues and local maximizers are obtained exactly, optimization is monotonic, i.e.,  $l \leq \gamma$  is guaranteed, and there are no ties for the boundary point in line 6. Note that  $\psi$  just specifies the rotation of the initial rectangular bounding box  $\mathcal{G}$  for  $W(A)$ .

If  $\gamma = r(A)$ , we can also estimate the value of  $\mu$  at  $b_\star$  via

$$\mu_{\text{est}} := \frac{1}{2|q_2|\gamma}, \quad (5.13)$$

as the osculating circle of  $q(y)$  at  $y = 0$  has radius  $\frac{1}{2}|q_2|$ . While the value of  $\mu$  at  $b_\star$  might be computed using Theorem 2.3, this would be much more expensive and it requires that  $\lambda_{\max}(H(0))$  be simple, which may not hold. Detecting the normalized radius of curvature at outermost points via (5.13) will be a key component of our hybrid algorithm in Section 6.

Our formulas for computing  $\theta_\dagger$  can be used for any outermost point simply by rotating and flipping the problem as necessary to satisfy the assumptions on  $b_\star$  and  $b_j$ . To be robust against even small rounding errors, instead of  $d_j$ , we use  $(1 - \delta)d_j + \delta b_j$  for some small  $\delta \in (0, 1)$ , i.e., a point slightly closer to  $b_j$ .

For different values of  $\mu \in [0, 1)$ , Fig. 4a plots the convergence rates for  $\{\phi_k\}$  given by Theorems 4.8 and 5.4, while Fig. 4b shows the total number of cuts needed by each cutting strategy in order to sufficiently approximate  $\partial W(M)$  near  $b_\star$ . Uhlig's method is usually slightly more expensive but becomes significantly worse than optimal cutting for normalized curvatures  $\mu \approx 0.84$  and higher, requiring about double the number of cuts at this transition point. A variant of Fig. 4b (not shown) also reveals that optimal cuts become slightly more expensive than Uhlig's cuts for  $\mu \approx 0.999961$  and above, and so we only use the optimal cut when  $\mu_{\text{est}}$  is less than this value.

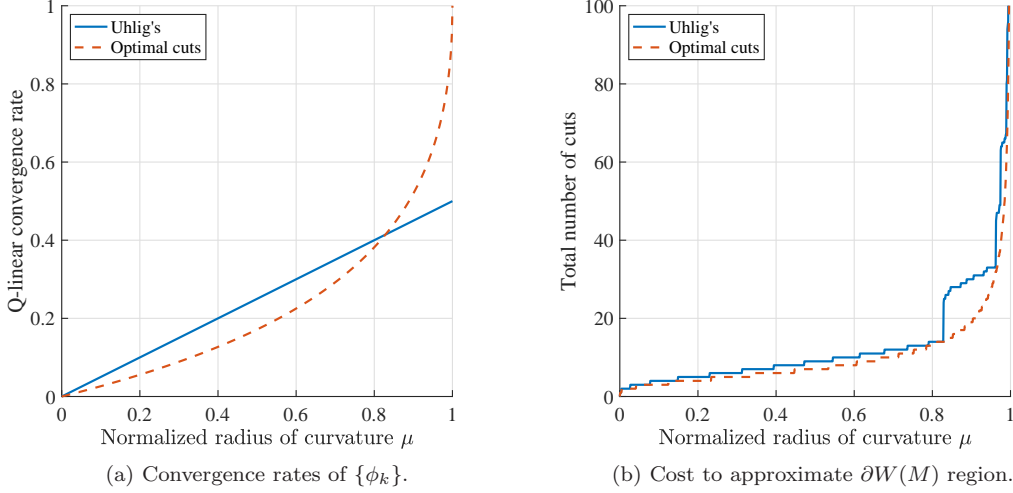


Figure 4: Left: the respective convergence rates of  $\{\phi_j\}$  given by Theorems 4.8 and 5.4. Right: for tolerance  $\tau_{\text{tol}} = 1\text{e-}14$ , the total number of cuts required to sufficiently approximate the region of  $\partial W(M)$  specified by the supporting hyperplanes  $L_{\theta_\star}$  and  $L_{\theta_j}$  respectively passing through  $b_\star$  and  $b_j$  and the corner  $c_j$ , where  $\theta_\star = 0$  and  $\theta_j = -\frac{\pi}{50}$ .

## 6 A hybrid algorithm

Table 1 and our new analyses suggest that it would be far more efficient to combine level-set and cutting-plane techniques in a single hybrid algorithm rather than rely on either technique alone. For the smallest values of  $n$ , the level-set approach would generally be most efficient, while for larger problem sizes, which approach would be fastest depends on the specific shape of  $W(A)$  and the normalized radius of curvature at outermost points. While we cannot know these things *a priori*, per (5.13), Algorithm 5.1 can estimate  $\mu$  as it iterates, and so we can predict how many more cuts may be needed about a particular outermost point. The current approximation  $\mathcal{G}$  and  $\mathcal{Z}$  can also be used to obtain cheaply computed estimates of how many more cuts will be needed to approximate regions of  $\partial W(A)$  to sufficient accuracy. Consequently, as Algorithm 5.1 iterates, we can maintain an evolving estimate of how many more cuts would be needed in order to compute  $r(A)$  to the desired tolerance. Thus, our hybrid algorithm can automatically determine if the cutting-plane approach is likely to be fast or slow, and if the latter, automatically switch to the level-set approach. For example, in practice, Algorithm 3.1 often only requires one to two eigenvalue computations with  $R_\gamma - \lambda S$  and several more with  $H(\theta)$ . Hence, in conjunction with tuning/benchmark data, such as that shown in Table 1, our hybrid algorithm can reliably estimate whether it will be faster to continue Algorithm 5.1 or immediately switch to Algorithm 3.1, which will be warm-started using the angle of the supporting hyperplane that passes through the point in  $\mathcal{Z}$  that attains  $l$  in line 6, as well as the arguments of the corners to the left and right of this point.

## 7 Numerical validation

Experiments were done in MATLAB R2021a on a 2020 13" MacBook Pro with an Intel i5 1038NG7 quad-core CPU laptop, 16GB of RAM, and macOS v10.15. For each problem, all computed estimates for  $r(A)$  agreed to at least 14 digits, the tolerance we set, so we only show

Table 3: For dense random  $A$  matrices, the costs of Algorithm 3.1 and Mengi and Overton’s method (**numr**) are shown. We tested Algorithm 3.1 with optimization enabled (Opt., done via Newton’s method) and disabled (MP, for midpoints only).

$n$	# of <b>eig</b> ( $H(\theta)$ )			# of <b>eig</b> ( $R_\gamma, S$ )			Time (sec.)		
	Alg. 3.1		<b>numr</b>	Alg. 3.1		<b>numr</b>	Alg. 3.1		<b>numr</b>
	Opt.	MP		Opt.	MP		Opt.	MP	
100	9	10	39	1	4	6	0.1	0.1	0.2
200	14	11	34	2	4	5	0.6	0.9	1.2
300	17	9	26	1	4	5	1.1	3.6	4.4
400	17	15	42	1	5	7	2.5	10.7	14.9
500	7	8	54	1	3	7	4.3	12.0	28.0
600	13	10	45	1	4	7	8.0	28.6	49.7

cost comparisons here. We used **eig** for all eigenvalue computations<sup>6</sup> as (a) it sufficed to verify the benefits of our new methods and theoretical results and (b) this consistency simplifies the comparisons; e.g., **numr**, Mengi’s implementation of his level-set method with Overton, also only uses **eig**. All code and data are included as supplementary material for reproducibility. Implementations of our new methods will be added to ROSTAPACK [Mit].

We begin by comparing Algorithm 3.1 to **numr**. Per Table 3, Algorithm 3.1 generally only needed a single eigenvalue computation with  $R_\gamma - \lambda S$  and at most two, and for  $n \geq 300$ , ranged from 4.1–6.5 times faster than **numr**. Even with optimization disabled, our iteration using  $\rho(H(\theta))$  was still faster than **numr**.

We now verify that our local convergence rate analyses from Section 4.2 and Section 5.2 do indeed hold for general matrices and that our procedure for computing optimal cuts is sufficiently accurate to realize the convergence rate given by Theorem 5.4. First, we obtained 200 general examples with roughly equally spaced values of  $\mu \in [0, 1]$ . This was done by running optimization on  $\min_X r(A + BXC)$ , where  $A \in \mathbb{C}^{10 \times 10}$  is diagonal, while  $B \in \mathbb{C}^{10 \times 5}$ ,  $C \in \mathbb{C}^{5 \times 10}$ , and  $X \in \mathbb{R}^{5 \times 5}$  are dense, and collecting the iterates. By starting at  $X = 0$ , we obtain an example with  $\mu = 0$ ; since  $A$  is diagonal,  $W(A)$  is a polygon. Since minimizing  $r(A + BXC)$  often causes  $\mu \rightarrow 1$  as optimization progresses [LO20], we also obtain a sequence of examples  $A + BX_k C$  for iterates  $\{X_k\}$  with various  $\mu$  values (computed via Theorem 2.3). Generating new  $A$ ,  $B$ , and  $C$  matrices and running optimization from  $X_0 = 0$  was repeated in a loop until the desired set of 200 general examples had been obtained. For each problem, we recorded the total number of cuts that Uhlig’s cutting procedure and the optimal-cut strategy needed to sufficiently approximate the field of values boundary in a small neighborhood to one side of the outermost point in its field of values. More specifically, we performed an analogous experiment to the one we showed earlier for approximating a region of the boundary of Example 4.6. As can be seen by comparing Figs. 4b and 5, for any given  $\mu$ , the total number of cuts needed on arbitrarily shaped fields of values is essentially the same as that needed for Example 4.6, thus validating the generality of our convergence rate analysis and the reliability of our method for computing optimal cuts.

For comparing our improved level-set and cutting-plane methods, we also set Algorithm 5.1 to do optimization via Newton’s method, and per Remark 2.5, had it add supporting hyperplanes for both  $\lambda_{\max}$  and  $\lambda_{\min}$  on every cut. For test problems, we used the Gear, Gcar, and FM examples used by Uhlig in [Uhl09], **randn**-based complex matrices, and  $e^{i0.25\pi}((1 - \mu)I + \mu K_n)$

<sup>6</sup>In practice, note the following recommendations. As  $n$  increases, **eigs** should be preferred over **eig** for computing eigenvalues of  $H(\theta)$ , but this can be determined automatically via tuning. Relatedly, we suggest using **eigs** with  $k > 1$  for robustness, as the desired eigenvalue may not always be the first to converge. For robustly identifying all the unimodular eigenvalues of  $R_\gamma - \lambda S$ , it is generally recommended to use structure-preserving eigensolvers, e.g., [BBMX02, BSV16].

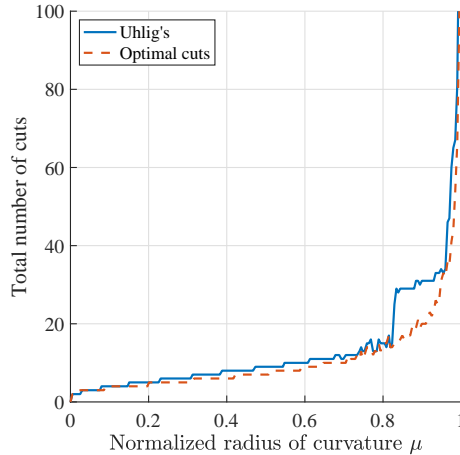


Figure 5: For 200 arbitrarily shaped fields of values with roughly equally spaced values of  $\mu \in [0, 1]$  at outermost points, Uhlig’s cutting procedure and optimal cuts were used to approximate the boundary region specified by supporting hyperplanes  $L_{\theta_\star}$  and  $L_{\theta_j}$  and the corner  $c_j$  of  $\mathcal{G}_j$  that they define, where  $L_{\theta_\star}$  passes through the outermost point  $b_\star$  and  $\theta_j = \theta_\star - \frac{\pi}{50}$ . See Fig. 4b for the analogous experiments for approximating the same-sized region of  $\partial W(M)$  in the sense that  $\theta_\star - \theta_j = \frac{\pi}{50}$ .

with  $\mu = 0.9999$  and  $K_n$  from (4.1), which is a rotated version of Example 4.6 that we call Nearly Disk. In Table 4, we again see that Algorithm 3.1 is well optimized in terms of its overall possible efficiency, as it often only required a single computation with  $R_\gamma - \lambda S$  and at most two. As predicted by our analysis, we also see that the cost of Algorithm 5.1 is highly correlated with the value of  $\mu$ . On Gear ( $\mu \approx 0$ ), Algorithm 5.1 was extremely fast, essentially showing Q-superlinear convergence. In fact, Algorithm 5.1 was much faster (2 to 87 times) than Algorithm 3.1 on Gear, Grcar, FM, and `randn`, as  $\mu < 0.9$  for all of these problems. In contrast, for Nearly Disk ( $\mu = 0.9999$ ), Algorithm 5.1 was noticeably slower, with our level-set approach now being 5.9 to 13.2 times faster.

Finally, we benchmark our hybrid algorithm. We tested our three algorithms on  $n = 400$  and  $n = 800$  examples with  $\mu \in \{0.1, 0.2, \dots, 0.9, 0.99, \dots, 0.9999999\}$ . Since minimizing  $r(A + BXC)$  to generate such matrices would be prohibitively expensive for these values of  $n$  and  $\mu$ , we instead generated examples of the form  $T_{n,\mu} = e^{i\theta} \begin{bmatrix} M & 0 \\ 0 & D \end{bmatrix}$ , where  $\theta \in [0, 2\pi)$  was chosen randomly,  $M$  is an instance of Example 4.6 with the desired value of  $\mu$  and dimension  $n - 100$ , and  $D \in \mathbb{C}^{100 \times 100}$  is a complex diagonal matrix. In order to make  $h(\theta)$  have many local maximizers, we chose  $M$  such that  $r(M) = 1$  and then picked the elements of  $D$  so that they were roughly placed near a circle drawn between  $\partial W(e^{i\theta}M)$  and the unit circle, biased towards the latter; see Fig. 6a for a visualization. Fig. 6b shows how this choice of  $D$  indeed causes  $h(\theta)$  to have many local maximizers, while the randomly chosen  $e^{i\theta}$  scalar means that the unique global maximizer may occur anywhere. The running times of our three algorithms on these  $T_{n,\mu}$  examples are shown in Fig. 7. Once again, we see that the running time of Algorithm 3.1 remains fairly constant across all the values of  $\mu$ , while the running time of Algorithm 5.1 is much faster for small values of  $\mu$  but then blows up as  $\mu \rightarrow 1$ . Most importantly, Fig. 7 verifies that our hybrid algorithm indeed remains efficient for all values of  $\mu$  since it automatically detects when to switch from the cutting-plane approach to the level-set approach. In fact, our hybrid algorithm even becomes more efficient than Algorithm 3.1 for  $\mu$  close to one. This is because when it switches to the level-set approach, Algorithm 5.1 often provided such good starting points that only one eigenvalue computation with  $R_\gamma - \lambda S$  was needed. In contrast, Algorithm 3.1 always required two eigenvalue computations with  $R_\gamma - \lambda S$  on our  $T_{n,\mu}$  test problems.

Table 4: The respective costs of Algorithms 3.1 and 5.1 are shown. The values of  $\mu$  at outermost points are also shown, computed via Theorem 2.3.

Problem	$n$	$\mu$	# of calls to $\mathbf{eig}(\cdot)$			Time (sec.)	
			Alg. 3.1		Alg. 5.1	Alg. 3.1	Alg. 5.1
			$H(\theta)$	$R_\gamma - \lambda S$	$H(\theta)$		
Gear	320	$1.194 \times 10^{-6}$	2	1	5	1.1	0.2
Gear	640	$1.499 \times 10^{-7}$	5	1	4	14.2	0.4
Gear	1280	$1.878 \times 10^{-8}$	5	1	4	216.0	2.5
Grcar	320	0.6543	34	1	30	1.4	0.4
Grcar	640	0.6544	33	1	31	14.8	2.3
Grcar	1280	0.6544	26	1	28	196.5	15.0
FM	320	0.1851	11	1	20	1.2	0.2
FM	640	0.1836	8	1	20	10.0	0.8
FM	1280	0.1829	9	1	20	80.1	5.3
randn	320	0.7576	7	1	49	1.4	0.7
randn	640	0.8663	21	2	76	22.9	4.4
randn	1280	0.7971	23	2	56	187.7	26.5
Nearly Disk	320	0.9999	6	1	1571	1.4	18.7
Nearly Disk	640	0.9999	6	1	1567	12.1	81.6
Nearly Disk	1280	0.9999	7	1	1566	104.3	618.1

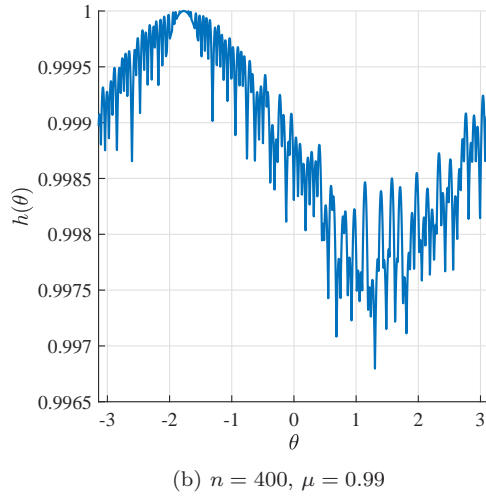
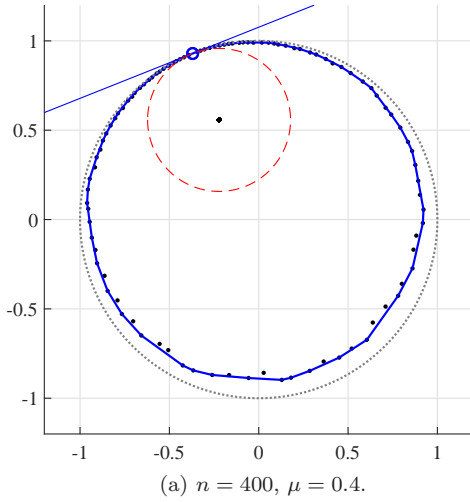


Figure 6: Left: the field of values, eigenvalues, and the osculating circle at the unique point attaining the numerical radius are shown for one instance of  $T_{n,\mu}$ ; to read the plot, see the caption of Fig. 1. Right: a plot of  $h(\theta)$  for another instance of  $T_{n,\mu}$ .

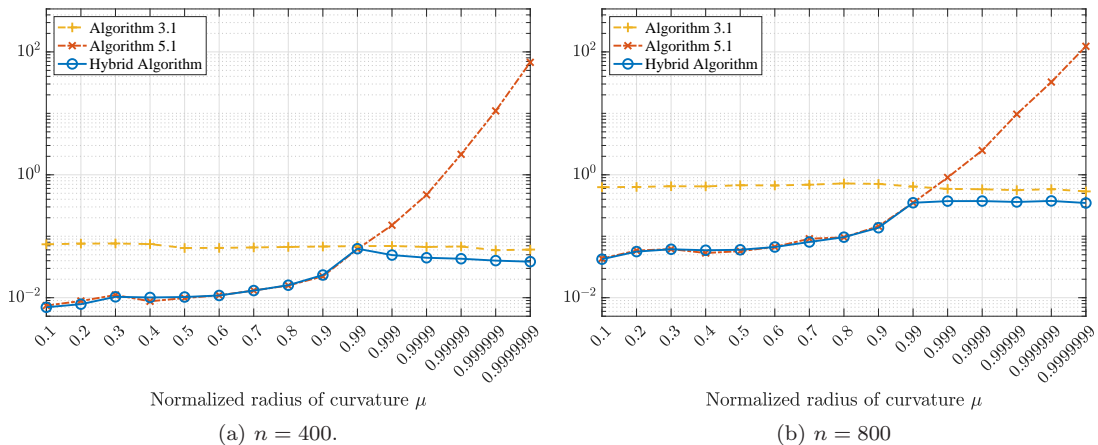


Figure 7: Running times (in minutes,  $\log_{10}$  scale) of the algorithms on  $T_{n,\mu}$  with different normalized curvatures.

## 8 Conclusion

Via our new understanding of the local convergence rate of Uhlig’s method, as well as how its overall cost blows up for disk matrices, we have precisely explained why Uhlig’s method is sometimes much faster or much slower than the level-set method of Mengi and Overton. Moreover, this analysis has motivated our new hybrid algorithm that automatically switches between cutting-plane and level-set techniques in order to remain efficient across all numerical radius problems. Along the way, we have also identified inefficiencies in the earlier level-set and cutting-plane algorithms and addressed them via our improved versions of these two methodologies.

## References

- [BB90] S. Boyd and V. Balakrishnan. A regularity result for the singular values of a transfer matrix and a quadratically convergent algorithm for computing its  $L_\infty$ -norm. *Systems Control Lett.*, 15(1):1–7, 1990.
- [BBMX02] P. Benner, R. Byers, V. Mehrmann, and H. Xu. Numerical computation of deflating subspaces of skew-Hamiltonian/Hamiltonian pencils. *SIAM J. Matrix Anal. Appl.*, 24(1):165–190, 2002.
- [Ben02] I. Bendixson. Sur les racines d’une équation fondamentale. *Acta Math.*, 25(1):359–365, 1902.
- [Ber65] C. A. Berger. A strange dilation theorem. *Notices Amer. Math. Soc.*, 12:590, 1965.
- [BLO03] J. V. Burke, A. S. Lewis, and M. L. Overton. Robust stability and a criss-cross algorithm for pseudospectra. *IMA J. Numer. Anal.*, 23(3):359–375, 2003.
- [BM19] P. Benner and T. Mitchell. Extended and improved criss-cross algorithms for computing the spectral value set abscissa and radius. *SIAM J. Matrix Anal. Appl.*, 40(4):1325–1352, 2019.
- [BS90] N. A. Bruinsma and M. Steinbuch. A fast algorithm to compute the  $H_\infty$ -norm of a transfer function matrix. *Systems Control Lett.*, 14(4):287–293, 1990.
- [BSV16] P. Benner, V. Sima, and M. Voigt. Algorithm 961: Fortran 77 subroutines for the solution of skew-Hamiltonian/Hamiltonian eigenproblems. *ACM Trans. Math. Software*, 42(3):Art. 24, 26, 2016.
- [Bye88] R. Byers. A bisection method for measuring the distance of a stable matrix to unstable matrices. *SIAM J. Sci. Statist. Comput.*, 9:875–881, 1988.

- [DHT14] T. A Driscoll, N. Hale, and L. N. Trefethen. *Chebfun Guide*. Pafnuty Publications, Oxford, UK, 2014.
- [Fie81] M. Fiedler. Geometry of the numerical range of matrices. *Linear Algebra Appl.*, 37:81–96, 1981.
- [GO18] A. Greenbaum and M. L. Overton. Numerical investigation of Crouzeix’s conjecture. *Linear Algebra Appl.*, 542:225–245, 2018.
- [Gür12] M. Gürbüzbalaban. *Theory and methods for problems arising in robust stability, optimization and quantization*. PhD thesis, New York University, New York, NY 10003, USA, May 2012.
- [HJ91] R. A. Horn and C. R. Johnson. *Topics in Matrix Analysis*. Cambridge University Press, Cambridge, 1991.
- [HW97] C. He and G. A. Watson. An algorithm for computing the numerical radius. *IMA J. Numer. Anal.*, 17(3):329–342, June 1997.
- [Joh78] C. R. Johnson. Numerical determination of the field of values of a general complex matrix. *SIAM J. Numer. Anal.*, 15(3):595–602, 1978.
- [Kat82] T. Kato. *A Short Introduction to Perturbation Theory for Linear Operators*. Springer-Verlag, New York - Berlin, 1982.
- [Kip51] R. Kippenhahn. Über den Wertevorrat einer Matrix. *Math. Nachr.*, 6(3-4):193–228, 1951.
- [KLIV18] D. Kressner, D. Lu, and B. Vandereycken. Subspace acceleration for the Crawford number and related eigenvalue optimization problems. *SIAM J. Matrix Anal. Appl.*, 39(2):961–982, 2018.
- [Kre62] H.-O. Kreiss. Über die Stabilitätsdefinition für Differenzengleichungen die partielle Differentialgleichungen approximieren. *BIT*, 2(3):153–181, 1962.
- [Küh15] W. Kühnel. *Differential Geometry: Curves—Surfaces—Manifolds*, volume 77 of *Student Mathematical Library*. American Mathematical Society, Providence, RI, third edition, 2015. Translated from the 2013 German edition by Bruce Hunt, with corrections and additions.
- [Lan64] P. Lancaster. On eigenvalues of matrices dependent on a parameter. *Numer. Math.*, 6:377–387, 1964.
- [LO20] A. S. Lewis and M. L. Overton. Partial smoothness of the numerical radius at matrices whose fields of values are disks. *SIAM J. Matrix Anal. Appl.*, 41(3):1004–1032, 2020.
- [Mat93] R. Mathias. Matrix completions, norms and Hadamard products. *Proc. Amer. Math. Soc.*, 117(4):905–918, 1993.
- [Mit] T. Mitchell. ROSTAPACK: RObust STability PACKage. <http://timtmitchell.com/software/ROSTAPACK>.
- [Mit20] T. Mitchell. Computing the Kreiss constant of a matrix. *SIAM J. Matrix Anal. Appl.*, 41(4):1944–1975, 2020.
- [Mit21] T. Mitchell. Fast interpolation-based globality certificates for computing Kreiss constants and the distance to uncontrollability. *SIAM J. Matrix Anal. Appl.*, 42(2):578–607, 2021.
- [MO05] E. Mengi and M. L. Overton. Algorithms for the computation of the pseudospectral radius and the numerical radius of a matrix. *IMA J. Numer. Anal.*, 25(4):648–669, 2005.
- [MO21] T. Mitchell and M. L. Overton. On properties of univariate max functions at local maximizers. e-print arxiv:2108.07754, arXiv, 2021. math.OC.
- [NW99] J. Nocedal and S. J. Wright. *Numerical Optimization*. Springer, New York, 1999.
- [Pea66] C. Pearcy. An elementary proof of the power inequality for the numerical radius. *Michigan Math. J.*, 13:289–291, 1966.
- [TE05] L. N. Trefethen and M. Embree. *Spectra and Pseudospectra: The Behavior of Nonnormal Matrices and Operators*. Princeton University Press, Princeton, 2005.
- [TY99] B.-S. Tam and S. Yang. On matrices whose numerical ranges have circular or weak circular symmetry. *Linear Algebra Appl.*, 302–303:193–221, 1999. Special issue dedicated to Hans Schneider (Madison, WI, 1998).
- [Uhl09] F. Uhlig. Geometric computation of the numerical radius of a matrix. *Numer. Algorithms*, 52(3):335–353, 2009.
- [Wat96] G. A. Watson. Computing the numerical radius. *Linear Algebra Appl.*, 234:163–172, 1996.