

COMBINATORIAL ASPECTS OF THE SACHDEV-YE-KITAEV MODEL

M. LAUDONIO, R. PASCALIE, AND A. TANASA

ABSTRACT. The Sachdev-Ye-Kitaev (SYK) model is a model of q interacting fermions whose large N limit is dominated by melonic graphs. In this review we first present a diagrammatic proof of that result by direct, combinatorial analysis of its Feynman graphs. Gross and Rosenhaus have then proposed a generalization of the SYK model which involves fermions with different flavors. In terms of Feynman graphs, these flavors can be seen as reminiscent of the colors used in random tensor theory. Applying modern tools from random tensors to such a colored SYK model, all leading and next-to-leading orders diagrams of the 2-point and 4-point functions in the large N expansion can be identified. We then study the effect of non-Gaussian average over the random couplings in a complex, colored version of the SYK model. Using a Polchinski-like equation and random tensor Gaussian universality, we show that the effect of this non-Gaussian averaging leads to a modification of the variance of the Gaussian distribution of couplings at leading order in N . We then derive the form of the effective action to all orders.

Keywords: Sachdev-Ye-Kitaev model, tensor models, melonic graphs
MSC codes: 81T18, 81T99, 83E99, 70S05, 05C30

CONTENTS

1. Introduction	2
2. The Sachdev-Ye-Kitaev model	3
2.1. Definition of the model and its Feynman graphs	3
2.2. Diagrammatic proof of the large N melonic dominance	5
3. The colored Sachdev-Ye-Kitaev model	12
3.1. Definition of the real and complex model	12
3.2. Diagrammatics of the real model	13
3.3. Non-Gaussian disorder average in the complex model	20
4. Concluding remarks and perspectives	26
Acknowledgements	26
References	26

1. INTRODUCTION

The Sachdev-Ye model [39] was introduced within a condensed matter framework in the early nineties. This model attracted a certain interest within the condensed matter community. Thus, the 2-point function computation in the large N limit was performed in [34]. In a series of talks [27], Kitaev introduced a simplified version of this model and showed it can be a particularly interesting toy-model for AdS/CFT physics. The model, called ever since the Sachdev-Ye-Kitaev (SYK) model, has attracted a huge amount of interest for both condensed matter and high energy physics, see for example [33], [37], [20], or the review articles [40] or [38].

More specifically, the SYK model is a quantum-mechanical model with N fermions with random interactions involving q of these fermions at a time. Each coupling J is a variable drawn from a random Gaussian distribution. From a theoretical physics point of view, the model has three remarkable properties: it is solvable at strong coupling, maximally chaotic and presents an emergent conformal symmetry both spontaneously and explicitly broken.

A crucial property for the above mentioned solvability of the SYK model is that it is dominated by melonic graphs in the large N limit. Remarkably, those graphs had been known to dominate the large N limit of random tensor models [24], N being here the size of the tensor. This is true for the colored tensor model [6], the multiorientable model [17], [42], the $O(N)^3$ -invariant model [15] and so on. Even for tensor models whose large N limit does not consist of melonic graphs, the universality class of melonic graphs is easily stumbled upon [5].

The large N dominance of melonic graphs in both the SYK model and tensor models triggered interesting developments, starting from the Gurau-Witten model [44] and the model $O(N)^3$ -invariant model [28], which are reformulations of the SYK model using fermionic tensor fields without quenched disorder. This has motivated $1/N$ expansions for new tensorial models [13], [1], [2], [26] and the new field of tensor quantum mechanics [12], [19], [14], [3].

We also consider in this review paper a version of the SYK model containing q flavors (or colors) of complex fermions, each of them appearing once in the interaction. This model is very close in the spirit to the colored tensor model (see the book [24]) and it is a particular case of a complex version of the Gross-Rosenhaus SYK generalization proposed in [20]. This particular version of the SYK model has already been studied in [25], [23], [16] and [18].

In this model and in the Gurau-Witten model, combinatorial methods originating from the study of tensor models can be used, for instance to identify the Feynman graphs which contribute at a given order in the $1/N$ expansion [25]. However, combinatorial proofs have been of limited use so far in the original SYK model. One reason is that colors (or flavors) have been crucial to most combinatorial results in tensor models but the Feynman graphs of the SYK model have no colors (only recently new methods have been found to deal with tensor models without colors [13], [1], [2], [26], but have not been applied so far to the original SYK model).

In this review, we first follow [10] and present the proof of the dominance of melonic graphs of the SYK model, see Theorem 1 below. We then describe the study done in [9], of the real colored SYK model using some elementary version of very recent combinatorial techniques for edge-colored graphs [8]. Those techniques have been developed in order to go (successfully to some extent [5]) beyond the melonic phase in ordinary tensor models. We will explain here how to extract the leading order (LO), the next-to-leading order (NLO) of the 2-point and 4-point functions using the most simple version of those techniques. The LO reproduces trivially melons and chains (known as ladders in [33]), and give new graphs at NLO. We also included

some details on the next-to-next-to-leading order (NNLO) of the 2-point function to show that this method is fairly straightforward to apply.

We then consider a complex colored SYK model with non-Gaussian disorder. Following the approach proposed in [31] for tensor models and group field theory (see also [29], [30] and [32]), we first use a Polchinski-like flow equation to obtain Gaussian universality. This Gaussian universality result for the colored tensor model was initially proved in [22]. Let us also mention here that this universality result for colored tensor models was also exploited in [43], in a condensed matter physics setting. We further obtain the effective action of the model and show that the effect of the non-Gaussian disorder is a modification of the variance of the Gaussian distribution of couplings at leading order in N .

This review paper is organized as follows. In the following section, we introduce the SYK model, its Feynman graphs and we give the proof of the melonic dominance of the SYK model. In subsection 3.1 we first recall the Gross-Rosenhaus generalization of the SYK model and specify the versions we will study. In the following subsection, we exhibit what the LO and NLO vacuum, two- and four-point diagrams are, using a simple method alternative to [23]. In subsection 3.3 we express the non-Gaussian potential as a sum over particular graphs and show the Gaussian universality using a Polchinski-like equation. We then study the effective action of the model. Finally, in the last section, we present some concluding remarks and perspectives.

Throughout the text, Feynman graphs are represented with $q = 4$, q being here the number of fermions interacting at each vertex.

2. THE SACHDEV-YE-KITAEV MODEL

2.1. Definition of the model and its Feynman graphs. The SYK model is a quantum mechanical model with N Majorana fermions ψ_i ($i = 1, \dots, N$) coupled via a q -body random interaction (q being here an even integer)

$$(1) \quad S_{\text{SYK}} = \int d\tau \left(\frac{1}{2} \sum_{i=1}^N \psi_i \frac{d}{dt} \psi_i - \frac{i^{q/2}}{q!} \sum_{i_1, \dots, i_q=1}^N J_{i_1 \dots i_q} \psi_{i_1} \dots \psi_{i_q} \right)$$

where $J_{i_1 \dots i_q}$ is the coupling constant. Furthermore, the model is quenched, which by definition means that the coupling J is a random tensor with a Gaussian distribution such that

$$(2) \quad \langle J_{i_1 \dots i_q} \rangle = 0 \quad \text{and} \quad \langle J_{i_1 \dots i_q} J_{j_1 \dots j_q} \rangle = (q-1)! J^2 N^{-(q-1)} \prod_{m=1}^q \delta_{i_m, j_m}.$$

The fields $\psi_i(t)$ satisfy fermionic anticommutation relations $\{\psi_i(t), \psi_j(t)\} = \delta_{i,j}$. This anticommutation property excludes graphs with tadpoles (also known as loops, in a graph theoretical language); the model being $(0+1)$ -dimensional, the Feynman amplitude of such a graph is zero.

In a Feynman graph of the SYK model, the interaction term is represented by a vertex with q incident fermionic lines. Each fermionic edge $m = 1, \dots, q$ carries an index $i_m = 1, \dots, N$ which is contracted at the vertex with a coupling constant $J_{i_1 \dots i_q}$. The free energy expands onto those connected, q -regular and tadpoleless (or loopless, in a graph theoretical language) graphs.

The so-called average over the disorder is done using standard QFT Wick contractions between pairs of J s, with covariance (2). An additional edge is thus adjacent to each vertex. We represent this additional edge as a dashed edge and we call it a *disorder edge*. An example of such a Feynman graph of the SYK model is given in Fig. 1.

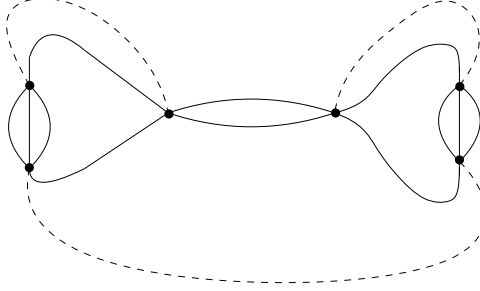


FIGURE 1. An example of a Feynman graph of the $q = 4$ SYK model.

The above description of the Feynman graphs ignores the indices of the random couplings. Indeed, a disorder edge propagates q field indices, where the field index of fermionic line incident on a vertex is identified with the index of a fermionic line at another vertex. We thus represent a disorder edge as an edge made of q strands, where each strand connects fermionic edges as follows:

$$(3) \quad \langle J_{i_1 \dots i_q} J_{j_1 \dots j_q} \rangle = \begin{array}{c} \begin{array}{ccc} i_1 & & j_1 \\ & \delta_{i_1 j_1} & \\ i_2 & \text{---} & j_2 \\ & \vdots & \\ & \delta_{i_2 j_2} & \\ & \vdots & \\ i_q & \text{---} & j_q \\ & \delta_{i_q j_q} & \end{array} \end{array}$$

Here the grey discs represent the Feynman vertices.

We denote by \mathbb{G} the set of Feynman graphs of the SYK model. For $G \in \mathbb{G}$, we further denote $G_0 \subset G$ the q -regular graph obtained by removing the strands of the disorder lines, see Fig. 2. Note that the graph G_0 has to be connected. Moreover, each vertex of the graph G has exactly one adjacent disorder edge. This implies that the graphs G and G_0 have an even number of vertices.

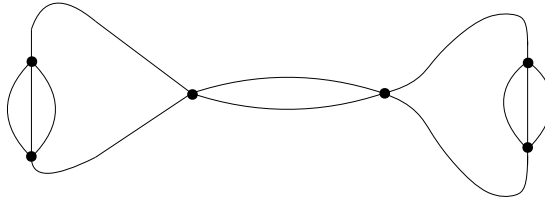


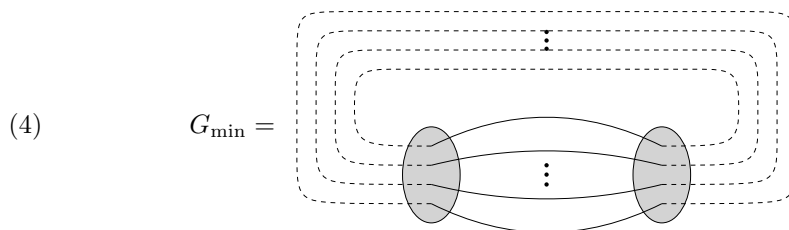
FIGURE 2. The graph obtained after deleting of the disorder lines of the graph of Fig. 1.

Let us now give the following definition:

Definition 1. A cycle made of alternating fermionic lines and strands of disorder lines is called a face. We denote $F(G)$ the number of faces of $G \in \mathbb{G}$.

Let us consider graphs with two vertices and $G_{0,\min} = \begin{array}{c} \text{---} \\ \vdots \\ \text{---} \end{array}$. There are $q!$ such graphs corresponding to permutations of the strands of the disorder line connecting these two vertices. However, among these $q!$ graphs there is only one

which maximizes the number of vertices. This graph is:



When computing the Feynman amplitude of an SYK graph in the large N limit, there is a contribution of a factor N per face. The Feynman amplitude also receives a factor $N^{-(q-1)}$ for each disorder edge. The large N limit Feynman amplitude of an SYK graph is thus

$$N^{\delta(G)}$$

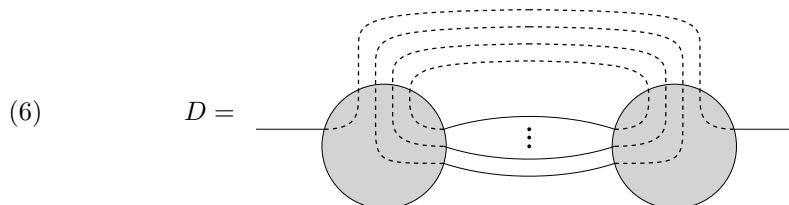
where

$$(5) \quad \delta(G) = F(G) - (q-1)V(G)/2$$

where $V(G)$ is the number of vertices. We call the parameter $\delta(G)$ the **SYK degree** of the Feynman graph G . To find the dominant graphs in this large N limit, we thus need to find the graphs which maximize the number of faces at fixed number of vertices.

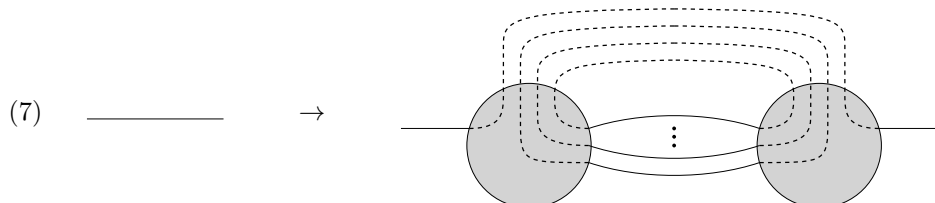
2.2. Diagrammatic proof of the large N melonic dominance. This subsection follows the original article [11]. Let us first give the following definitions:

Definition 2. We call **dipole** the following 2-point graph:



Let us note that a dipole is made of two vertices connected by $(q-1)$ fermionic lines and a disorder line. *A priori*, there are $q!$ ways of connecting the strands of the disorder line. Among these $q!$ possibilities, we chose for D the one which creates the maximal number of faces.

Definition 3. A **melonic move** is the insertion of a dipole on a fermionic line:



Definition 4. A **melonic graph** is a graph obtained from the graph G_{\min} by iterated melonic moves, in any order.

An example of such a melonic SYK graph is given in Fig. 3.

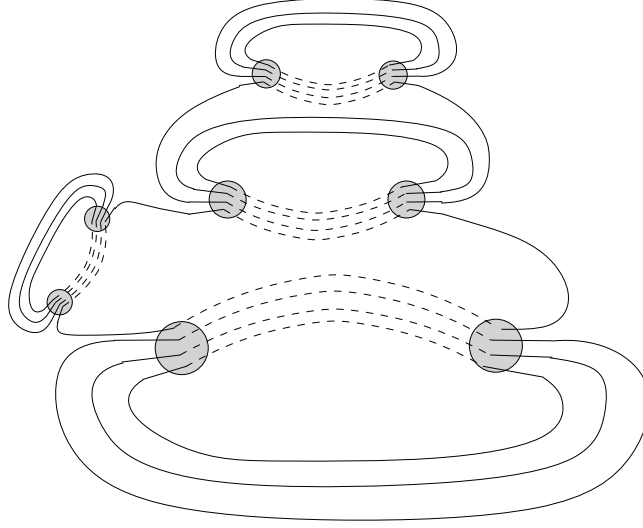


FIGURE 3. An example of melonic graph

2.2.1. Some properties of melonic graphs.

Proposition 1. A melonic move adds two vertices and $q - 1$ faces to a graph. The number of faces of melonic graphs is

$$(8) \quad F(G) = q + (q - 1) \frac{V(G) - 2}{2}.$$

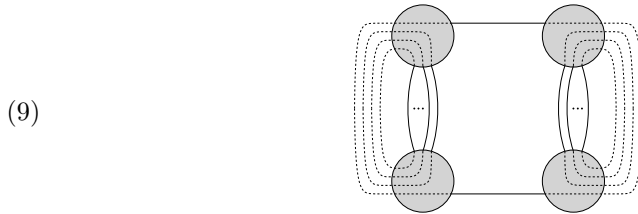
Thus one has $\delta(G) = 1$ for melonic graphs.

Proof. The first statement follows directly from the definition of the melonic move (see Definition 3 above). The number of faces is then obtained by induction. Indeed, $F(G_{\min}) = q$ at $V(G) = 2$ for G_{\min} , the only melonic graph with two vertices. The induction is completed by using the first statement. The identity $\delta(G) = 1$ for melonic graphs follows from the expression of $\delta(G)$ in the definition (5). \square

Note that, by definition, one can always find a dipole in a melonic graph. Let us also notice that there is always more than one such dipole.

Proposition 2. A melonic graph with at least four vertices has at least two dipoles.

Proof. We proceed by induction on the number of vertices. There is a single melonic graph with four vertices,



One can directly check that this graph has indeed has two dipoles.

Assume that the proposition holds for graphs with at most $V - 2 \geq 4$ vertices and let G be a melonic graph with V vertices. By construction, the graph G can be obtained by a melonic move on the fermionic edge e of the graph G' , a melonic graph with $V - 2$ vertices. From the induction hypothesis, the graph G' has at least two dipoles. If e is not an edge connecting the two vertices of a dipole, then the melonic

move $G' \rightarrow G$ increases the number of dipoles. If e connects two vertices of a dipole in the graph G' , then the total number of dipoles is unchanged between G' and G . This comes from the fact that cutting the edge e destroys one dipole, but the melonic move itself adds one. This concludes the proof. \square

Melonic graphs satisfy a gluing rule which generalizes the melonic move. Let $G_1, G_2 \in \mathbb{G}$ be two melonic graphs and e_1 in G_1 , e_2 in G_2 two fermionic lines. If one cuts open e_1 in G_1 and e_2 in G_2 , then there are two ways to glue the half-edges of e_1 with those of e_2 . To avoid this ambiguity, we use orientations.

Definition 5. If (G, e) is a graph G with an oriented fermionic line e , denote $G^{(e)}$ the 2-point graph obtained by cutting e into two half-edges with their induced orientations. For two such graphs (G_1, e_1) and (G_2, e_2) , denote $G_1^{(e_1)} \star G_2^{(e_2)}$ the unique connected graph obtained by gluing $G_1^{(e_1)}$ with $G_2^{(e_2)}$ in the only way which respects the orientations of the half-edges,

$$(10) \quad \begin{array}{ccc} G_1^{(e_1)} = \begin{array}{c} \text{---} \curvearrowright \\ \text{---} \curvearrowleft \end{array} & G_2^{(e_2)} = \begin{array}{c} \text{---} \curvearrowright \\ \text{---} \curvearrowleft \end{array} & \\ \Rightarrow G_1^{(e_1)} \star G_2^{(e_2)} = \begin{array}{c} \text{---} \curvearrowright \text{---} \curvearrowright \\ \text{---} \curvearrowleft \text{---} \curvearrowleft \end{array} & & \end{array}$$

Proposition 3. Let $G_1, G_2 \in \mathbb{G}$ be two melonic graphs and e_1 in G_1 , e_2 in G_2 two oriented fermionic lines. Then $G_1^{(e_1)} \star G_2^{(e_2)}$ is a melonic graph.

Proof. The result is proved by induction on the number of vertices of the graph G_1 . If G_1 is melonic graph and has two vertices, then $G_1 = G_{\min}$ and the insertion of $G_1^{(e_1)}$ is the melonic move on e_2 (for any orientations of e_1 and e_2).

Assume the proposition holds for graphs G_1' with $V - 2$ vertices and consider a new melonic graph G_1 with V vertices. It is obtained from a melonic move performed on a fermionic edge e_1' of the melonic graph G_1' . One then needs to find the edge e_1 in G_1 , form $G_1^{(e_1)} \star G_2^{(e_2)}$, which is melonic from the induction hypothesis, and then perform the melonic move on e_1' to get $G_1^{(e_1)} \star G_2^{(e_2)}$, which will thus be a melonic graph also. This is summarized in the following commutative diagram:

$$(11) \quad \begin{array}{ccc} & \begin{array}{c} \text{Cutting } e_1 \text{ and} \\ \text{inserting } G_2^{(e_2)} \end{array} & \\ & \xrightarrow{\quad} & \\ G_1' & & G_1'^{(e_1)} \star G_2^{(e_2)} \\ \text{Melonic} & \downarrow & \downarrow \text{Melonic} \\ \text{move on } e_1' & & \text{move on } e_1' \\ G_1 & \xrightarrow{\quad} & G_1^{(e_1)} \star G_2^{(e_2)} \\ & \begin{array}{c} \text{Cutting } e_1 \text{ and} \\ \text{inserting } G_2^{(e_2)} \end{array} & \end{array}$$

We thus want to use the path from G_1' to $G_1^{(e_1)} \star G_2^{(e_2)}$ which goes right and then down. When e_1 and e_1' are distinct in G_1' , this is straightforward:

$$(12) \quad G_1'^{(e_1)} \star G_2^{(e_2)} = H_1 \begin{array}{c} \text{---} \curvearrowright \\ \text{---} \curvearrowleft \end{array} \begin{array}{c} \text{---} \curvearrowright \\ \text{---} \curvearrowleft \end{array} H_2$$

By the induction hypothesis, this graph is melonic. By definition of the melonic insertion the graph remains melonic after the melonic insertion on e_1' .

However, if e_1 is incident to or part of the dipole which is inserted from G_1' to G_1 , it means it does not exist in G_1' , as it is created by the melonic move. We distinguish two cases.

- e_1 is a fermionic line connecting the two vertices of the dipole. Then from Proposition 2 we know that G_1 has at least one other dipole. Therefore, one can redefine G'_1 as the melonic graph obtained from G_1 by removing the latter. Then, the fermionic line e_1 can be identified without issues in G'_1 and the reasoning above applies.

- e_1 is incident to the dipole, i.e. $(G_1, e_1) = \text{Diagram}$. Then

$G^{(e_1)} \star G_2^{(e_2)}$ has the form

$$(13) \quad G^{(e_1)} \star G_2^{(e_2)} = \text{Diagram}$$

The graph G'_1 is $G'_1 = \text{Diagram}$ and is melonic. From the induction hypothesis $G'_1^{(\bar{e})} \star G_2^{(e_2)} = \text{Diagram}$ is melonic. Then so is $G^{(e_1)} \star G_2^{(e_2)}$ since it is obtained by a melonic move on $G'_1^{(\bar{e})} \star G_2^{(e_2)}$. \square

2.2.2. *2-cuts.* Recall that, following the definition (5) of an SYK degree, we need to identify the graphs which maximize the number of faces at fixed number of vertices. Let us denote the maximal number of faces on V vertices by

$$(14) \quad F_{\max}(V) = \max_{\{G \in \mathbb{G}, V(G)=V\}} F(G)$$

and the set of graphs maximizing $F(G)$ at fixed V by

$$(15) \quad \mathbb{G}_{\max}(V) = \{G \in \mathbb{G} \text{ s.t. } V(G) = V \text{ and } F(G) = F_{\max}(V)\}.$$

Let us now give the following definition:

Definition 6. A *2-cut* is a pair of edges in a graph whose removal (or equivalently cutting) disconnects the graph.

Let us now prove that, if there exist two edges in the same face which do not form a 2-cut, the graph is not dominant at large N :

Proposition 4. Let $G \in \mathbb{G}$ and e_1, e_2 two fermionic lines in G which belong to the same face. If $\{e_1, e_2\}$ is not a 2-cut in G , then $G \notin \mathbb{G}_{\max}(V(G))$.

Proof. There are two cases to distinguish: whether $\{e_1, e_2\}$ is a 2-cut or not in G_0 .

- (1) $\{e_1, e_2\}$ is not a 2-cut in G_0 .

We draw G as

$$(16) \quad G = e_1 \text{ Diagram } e_2$$

where the dotted line represents the paths alternating fermionic lines and strands of disorder lines which constitute the face of e_1 and e_2 .

Now consider G' obtained by cutting e_1 and e_2 and regluing the half-lines in the unique way which creates one additional face,

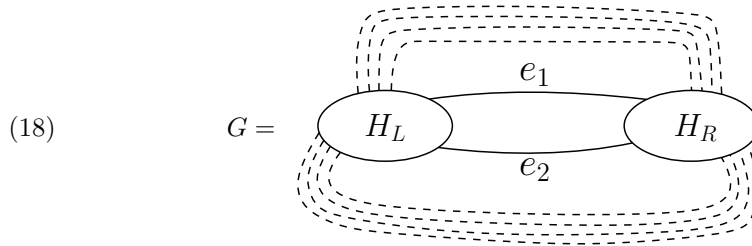
$$(17) \quad G' = \text{Diagram}$$

G'_0 is connected since $\{e_1, e_2\}$ is not a 2-cut in G_0 , and hence $G' \in \mathbb{G}$. No other faces of G are affected. Therefore $F(G') = F(G) + 1$ and thus $G \notin \mathbb{G}_{\max}(V(G))$.

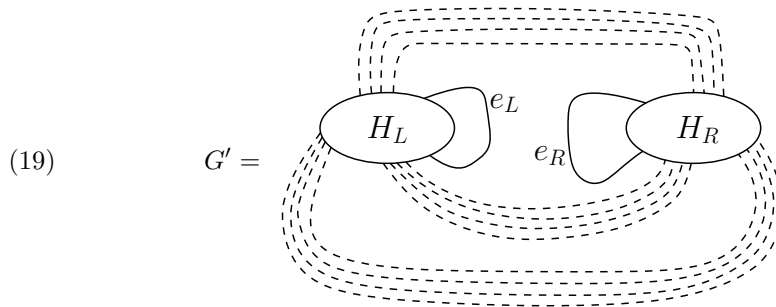
(2) $\{e_1, e_2\}$ is a 2-cut in G_0 .

An example of this situation is when G_0 is melonic but G is not because the disorder lines are added in a way which does not respect melonicity.

In this case, G looks like

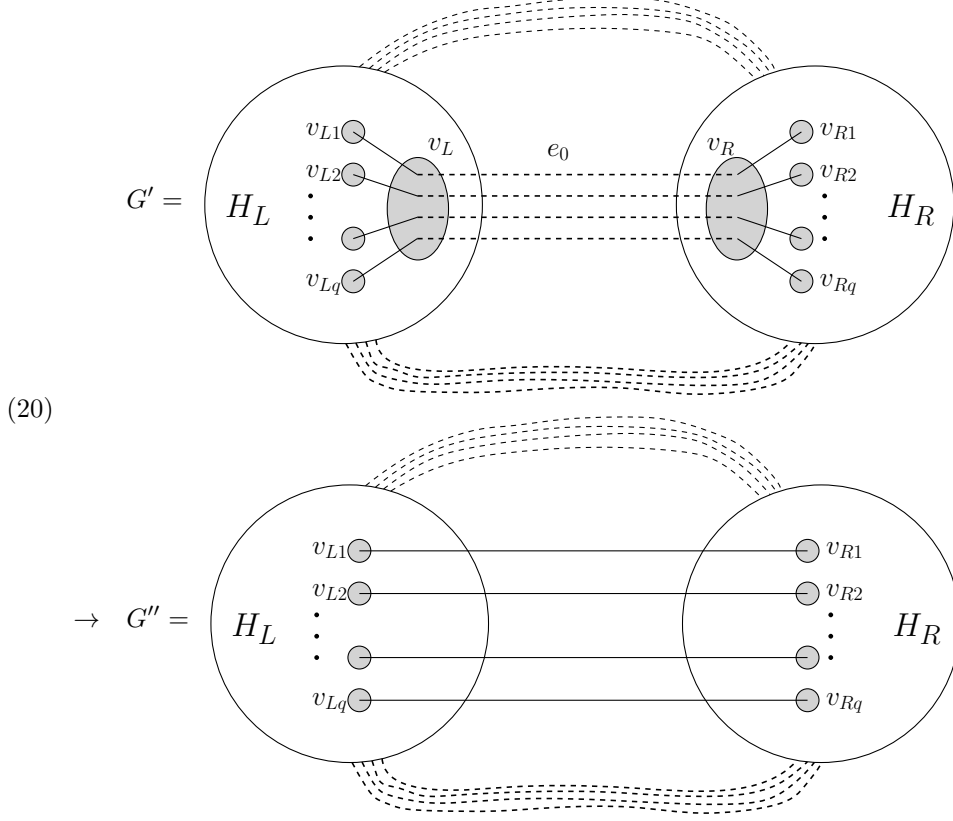


i.e. H_L and H_R are both connected, and the only lines between them are e_1, e_2 and some disorder lines. Consider G' obtained by cutting e_1 and e_2 and regluing the half-lines as follows



Notice that $G' \notin \mathbb{G}$ since G'_0 consists of two connected components G'_{0L} and G'_{0R} .

Consider a disorder line e_0 between them. It joins two vertices v_L in G'_{0L} and v_R in G'_{0R} . We perform the contraction of the disorder line e_0 as follows



It removes v_L, v_R and e_0 and joins the pending fermionic lines which were connected by the strands of e_0 . The key point is that $G'' \in \mathbb{G}$ now since the contraction of e_0 connects the two disjoint components of G'_0 by q fermionic lines.

Let us now analyze the variations of the number of faces from G to G'' . First from G to G' : in G the lines e_1, e_2 belong to the same face, while e_L and e_R may or may not belong to the same face in G' , hence

$$(21) \quad F(G) \leq F(G').$$

Then the contraction of e_0 does not change the number of faces. Indeed, the faces of G' which do not go along e_0 are not affected. As for those which go along e_0 , they follow paths

$$(22) \quad v_{Li} \rightarrow v_L \rightarrow v_R \rightarrow v_{Ri}$$

for $i = 1, \dots, q$ (some of those q paths may belong to common faces). In G'' , they become paths going directly from v_{Li} to v_{Ri} . There is thus a 1-to-1 correspondence between the faces of G' and those of G'' . Therefore, $F(G) \leq F(G'')$.

To conclude the proof, notice that G'' has two vertices less than G . Therefore we can perform a melonic insertion on any fermionic line of G'' to get a graph $\tilde{G} \in \mathbb{G}$ with $V(G) = V(\tilde{G})$ and

$$(23) \quad F(\tilde{G}) = F(G'') + q - 1$$

as in Proposition 1. For $q > 1$ it comes that $F(G) < F(\tilde{G})$ and thus $G \notin \mathbb{G}_{\max}(V(G))$.

□

Let us now prove that

$$(24) \quad \bigcup_{V \text{ even}} \mathbb{G}_{\max}(V) = \{G \in \mathbb{G} \text{ s.t. } \delta(G) = 1\} = \{\text{Melonic graphs}\}.$$

This is equivalent to the main theorem of this subsection, which states:

Theorem 1. *The weight of $G \in \mathbb{G}$ is bounded by:*

$$(25) \quad \delta(G) \leq 1$$

Moreover, the graphs such that $\delta(G) = 1$ are the melonic graphs.

Proof. We proceed by induction. The graph G_{\min} is melonic by definition. It has $F(G_{\min}) = q$ and $V(G_{\min}) = 2$ hence satisfies $\delta(G_{\min}) = 1$. Since it is the only graph on two vertices, the theorem indeed holds on two vertices.

Let $V \geq 4$ even. We assume the theorem is true up to $V - 2$ vertices and consider $G \in \mathbb{G}$ with $V(G) = V$ vertices.

We need to investigate pairs $\{e_1, e_2\}$ with e_1, e_2 two fermionic lines belonging in a common face. Notice that such a pair exists. If it was not the case, then all faces would be of length 2 (i.e. one fermionic line and one disorder line) which implies $G = G_{\min}$, which is impossible since G has $V \geq 4$ vertices.

Let $\{e_1, e_2\}$ be a pair of fermionic edges belonging to the same face. Due to Proposition 4, we know that it is a 2-cut in G . The graph therefore takes the form

$$(26) \quad G = \begin{array}{c} \text{---} e_1 \text{---} \\ \bigcirc H_L \text{---} \bigcirc H_R \\ \text{---} e_2 \text{---} \end{array}$$

where H_L, H_R are connected, 2-point graphs (in the sense that e_1 and e_2 are hanging out). We cut e_1 and e_2 and glue the resulting half-lines to close H_L and H_R into G_L, G_R , and use “reverse” orientations as follows

$$(27) \quad G_L = \begin{array}{c} \curvearrowright \\ \bigcirc H_L \end{array} e_L \quad G_R = \begin{array}{c} \curvearrowleft \\ \bigcirc H_R \end{array} e_R$$

We thus have

$$(28) \quad G = G_L^{(e_L)} \star G_R^{(e_R)}.$$

Since the edges e_1 and e_2 belong to the same face, we have

$$(29) \quad F(G) = F(G_L) + F(G_R) - 1,$$

and $F(G)$ is maximal iff $F(G_L)$ and $F(G_R)$ are. From the induction hypothesis, this requires G_L and G_R to be melonic. Then $G = G_L^{(e_L)} \star G_R^{(e_R)}$ is melonic too according to Proposition 3. □

Let us end this subsection with the following result:

Corollary 1. *A graph $G \in \mathbb{G}$ is melonic iff all pairs $\{e_1, e_2\}$ of fermionic lines which belong in a common face are 2-cuts.*

The large N melonic dominance of the SYK model being now proved, in the rest of this review we represent SYK graphs with disorder edges as regular edges, without the stranded structure explained in this section.

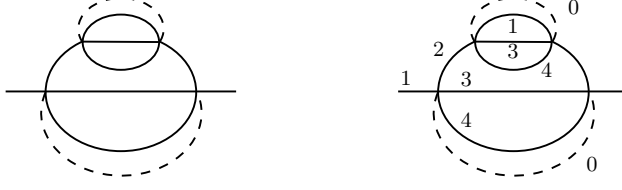


FIGURE 4. Melonic graphs of the SYK and colored SYK models

3. THE COLORED SACHDEV-YE-KITAEV MODEL

3.1. Definition of the real and complex model. The SYK generalization we study in this section contains q flavors of fermions. Moreover, each fermion of a given flavor appears exactly once in the interaction and the Lagrangian couples q fermions together. The action writes:

$$(30) \quad S = \int d\tau \left(\frac{1}{2} \sum_{f=1}^q \sum_{i=1}^N \psi_i^f \frac{d}{dt} \psi_i^f - \frac{i^{q/2}}{q!} \sum_{i_1, \dots, i_q=1}^N j_{i_1 \dots i_q} \psi_{i_1}^1 \dots \psi_{i_q}^q \right)$$

Note that we use superscripts to denote the flavor. Moreover, in order to simplify the notations, the model has $q \cdot N$ fermions - we have N fermions of a given flavor.

The SYK generalization introduced above is a particular case of the Gross-Rosenhaus generalization [20]. Indeed, Gross and Rosenhaus took a number f of flavors, with N_a fermions of flavor a , each appearing q_a times in the interaction, such that $N = \sum_{a=1}^f N_a$ and $q = \sum_{a=1}^f q_a$. In our case, the number f of flavors is equal to q , $q_a = 1$ and $N_a = N$ (recall that we have now a total of $q \cdot N$ fermions). The action (30) is close in spirit to the action of the colored tensor model [21], hence the name colored SYK model.

Thus, the Feynman graphs obtained through perturbative expansion of the action (30) are edge-colored graphs where the colors are the flavors. At each vertex, each of the q fermionic fields which interact has one of the q flavors, and each flavor is present exactly once.

An example of such a Feynman graph is given on the right of Fig. 4 (while on the left side we have a melonic graph of the SYK model). The disorder edge, represented, as in the previous section, as a dashed edge, can be considered to have the fictitious flavor 0.

There is also a complex version of the model (30), version initially mentioned in [23]. This latter version can be easily obtained by using complex fields and by considering the interacting term in (30) as well as its complex conjugate:

$$(31) \quad \int d\tau \left(\frac{1}{2} \sum_{f=1}^q \sum_{i=1}^N \bar{\psi}_i^f \frac{d}{dt} \psi_i^f - \frac{i^{q/2}}{q!} \sum_{i_1, \dots, i_q=1}^N j_{i_1 \dots i_q} \psi_{i_1}^1 \dots \psi_{i_q}^q - \frac{(-i)^{q/2}}{q!} \sum_{i_1, \dots, i_q=1}^N \bar{j}_{i_1 \dots i_q} \bar{\psi}_{i_1}^1 \dots \bar{\psi}_{i_q}^q \right)$$

The Feynman graphs obtained through perturbative expansion of the complex action have the same structure as the one explained above for the real model (30). However, in the complex case, one has two types of vertices, which we can refer to as white and black, as it is done in the tensor model literature (see, for example, the book [24] and references within). Each edge connects a white to a black vertex. The Feynman graphs of (31) are thus the subset of the Feynman graphs of (30) which are bipartite. This is a feature which simplifies the diagrammatic analysis of the complex model.

3.2. Diagrammatics of the real model. This subsection follows the original article [9].

For each color $i \in \{1, \dots, q\}$, a Feynman graph has cycles (i.e. closed paths) which alternate the colors 0 and i . We call them **faces of colors** $0i$. This terminology is an extension of matrix models where those cycles are faces of ribbon graphs.

We denote by $F_{0i}(G)$ the number of faces of colors $0i$ for $i = 1, \dots, q$ of a graph G ,

$$(32) \quad F_0(G) = \sum_{i=1}^q F_{0i}(G)$$

the total number of faces which have the color 0. We further denote by $E_0(G)$ the number of edges of color 0 of the graph G (which is, as in the SYK case of the previous section, half the number of vertices of the graph G). In the large N limit, the Feynman amplitude of a colored SYK graphs is given by

$$N^{\chi_0(G)}$$

where the **colored SYK degree** is:

$$(33) \quad \chi_0(G) = F_0(G) - (q-1)E_0(G).$$

Using colored tensor model results (see, for example [7]) one can prove:

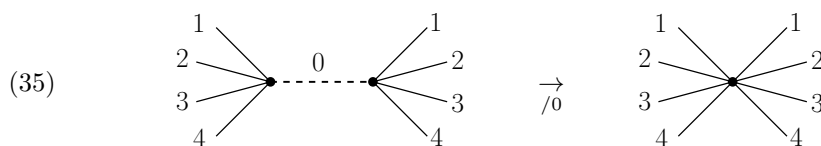
$$(34) \quad \chi_0(G) = F_0(G) - (q-1)E_0(G) \leq \begin{cases} 1 & \text{if } G \text{ is a vacuum graph,} \\ 0 & \text{if } G \text{ is a 2-point graph.} \end{cases}$$

The case of 4-point graphs will be discussed later.

In the language of [7], the graphs of the colored SYK models have a single bubble, i.e. a single connected component after removing the edges of color 0, since this bubble is the underlying, connected fermionic graph at fixed couplings.

3.2.1. LO, NLO of vacuum and 2-point graphs. Notice that all 2-point graphs are obtained by cutting an edge e of color $i \in \{1, \dots, q\}$ in a vacuum graph G . Since there is a single face, with colors $0i$, which goes through e in G , cutting it decreases the exponent of N by one exactly.

To study $\chi_0(G)$, we perform in G the contraction of the edges of color 0 to get the graph $G_{/0}$,



This means that two vertices of G connected by an edge of color 0 become a single vertex in $G_{/0}$. The map $G \mapsto G_{/0}$ is not one-to-one because of this. Nevertheless, in the complex case, where G is bipartite, it can be made one-to-one by orienting the edges from, say, ψ^i to $\bar{\psi}^i$, i.e. from white to black vertices. Then the edges of $G_{/0}$ are oriented and this is sufficient to reconstruct G . In the real case, G is not always bipartite and there are typically several graphs G for the same $G_{/0}$.

The main property of $G_{/0}$ is that all q colors are incident exactly twice on each vertex. Therefore, the edges of color i form a disjoint set of cycles (we recall that a cycle is a closed path which visits its vertices only once). Let $\ell_i(G_{/0})$ be the number of cycles of edges of color i . From the construction of $G_{/0}$, its cycles of color i are the faces of colors $0i$ of G ,

$$(36) \quad F_{0i}(G) = \ell_i(G_{/0}).$$

Let us introduce $L(G_{/0})$ the cyclomatic number of $G_{/0}$, i.e. its number of independent cycles, or first Betti number. As is well known, it is the number of edges of $G_{/0}$ minus

its number of vertices plus one. The number of edges of $G_{/0}$ is the number of edges of G with colors in $\{1, \dots, q\}$, thus $qE_0(G)$. The number of vertices of $G_{/0}$ simply is $E_0(G)$, so that

$$(37) \quad L(G_{/0}) = (q-1)E_0(G) + 1.$$

This shows that

$$(38) \quad \chi_0(G) = \sum_{i=1}^d \ell_i(G_{/0}) - L(G_{/0}) + 1$$

which has a simple graphical interpretation: it is minus the number of multicolored cycles. Indeed, a cycle can be single-colored or multicolored. The former are counted by $\sum_{i=1}^q \ell_i(G_{/0})$ while $L(G_{/0})$ counts the total number of cycles. Therefore their difference leaves precisely the number of cycles $\ell_m(G_{/0})$ which are multi-colored, up to a sign,

$$(39) \quad \chi_0(G) = -\ell_m(G_{/0}) + 1.$$

The classification of graphs G with respect to $\chi_0(G)$ is therefore obtained from $\ell_m(G_{/0})$.

The LO large N limit graphs are graphs which satisfy $\ell_m(G_{/0}) = 0$, i.e. $G_{/0}$ has no multicolored cycles. It means that it is made of single-colored cycles which are glued without forming additional cycles. The corresponding graphs G are easily seen to be melonic. Indeed, one starts from $G_{/0}$ being a simple single-colored cycle of color $i \in \{1, \dots, q\}$ with loops of all other colors on its vertices. Then each vertex of $G_{/0}$ is replaced with a pair of vertices and each loop becomes an edge between them. The color 0 from the average over disorder is added between the vertices of each pair too. One gets a melonic cycle as follows,

$$(40) \quad G_{/0} = \begin{array}{c} \begin{array}{c} 3 \quad 2 \quad 2 \quad 3 \\ \circ \quad \circ \quad \circ \quad \circ \\ 4 \quad 1 \quad 1 \quad 4 \\ \circ \quad \circ \quad \circ \quad \circ \\ 4 \quad 1 \quad 1 \quad 4 \\ \circ \quad \circ \quad \circ \quad \circ \\ 3 \quad 2 \quad 2 \quad 3 \end{array} \Rightarrow G = \begin{array}{c} \begin{array}{c} 1 \\ \circ \quad \circ \\ 2 \quad 3 \quad 3 \quad 2 \\ \circ \quad \circ \\ 4 \quad 1 \quad 1 \quad 4 \\ \circ \quad \circ \\ 2 \quad 3 \quad 3 \quad 2 \\ \circ \quad \circ \\ 1 \end{array} \end{array}.$$

More general $G_{/0}$ are obtained by cutting a loop, say of color 2, and replacing it with a cycle and loops attached to its vertices. This corresponds to cutting an edge of color 2 in G and gluing another melonic cycle. This recursive process generates all the graphs corresponding to the large N limit.

The large N 2-point function is simply obtained by cutting an edge of color $i \in \{1, \dots, q\}$. From the above recursive process, one finds the following description of the large N , fully dressed propagator

$$(41) \quad \begin{array}{c} \begin{array}{c} \circ \\ \circ \\ \circ \\ \circ \end{array} \\ \circ \quad \circ \quad \circ \quad \circ \\ \circ \quad \circ \quad \circ \quad \circ \\ \circ \quad \circ \quad \circ \quad \circ \\ \circ \quad \circ \quad \circ \quad \circ \end{array}$$

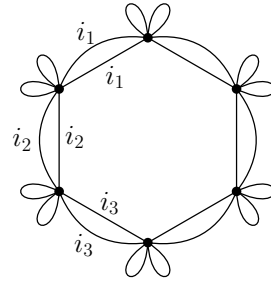
where each gray blob reproduces the same structure.

One can check that replacing an edge in G with any LO 2-point function of the form (41) does not change $\chi_0(G)$. Therefore, *all solid edges in the remaining of the article are large N , fully dressed propagators.*

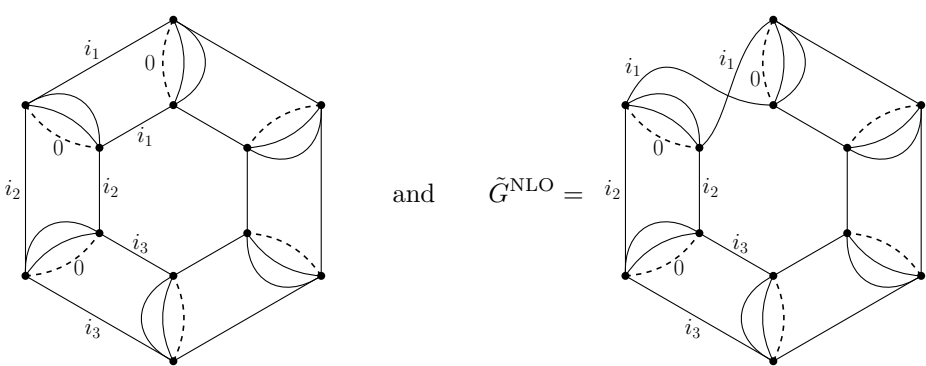
2-point functions in the representation as $G_{/0}$ are simply obtained by contracting all edges of color 0 of 2-point graphs G . Therefore, solid edges in $G_{/0}$ will also represent fully dressed propagators from now on.

At NLO, one finds graphs such that $\ell_m(G_{/0}) = 1$, i.e. $G_{/0}$ has a single multicolored cycle. Compared to the large N limit, this means that one obtains $G_{/0}$ by gluing single-colored cycles (with loops attached to their vertices) so as to form a single multicolored cycle.

Considering that solid edges are fully dressed 2-point functions, the NLO graphs $G_{/0}$ are completely characterized by the length n of the multicolored cycle with colors i_1, i_2, \dots, i_n . For instance at length $n = 6$:

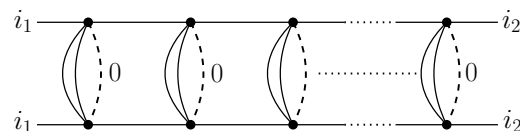
$$(42) \quad G_{/0}^{\text{NLO}} = \text{Diagram of a hexagonal cycle with vertices labeled } i_1, i_2, i_3 \text{ and loops attached to each vertex.}$$


To find the corresponding graphs G , one splits each vertex of $G_{/0}$ into two vertices connected by an edge of color 0 and so that each color is incident exactly once on each vertex. There are several ways to connect the edges of color i_j and i_{j+1} to a pair of vertex. Overall, this leads to the two following families of graphs,

$$(43) \quad G^{\text{NLO}} = \text{Diagram 1} \quad \text{and} \quad \tilde{G}^{\text{NLO}} = \text{Diagram 2}$$


Notice that G^{NLO} is bipartite (recall that the melonic 2-point functions are) while \tilde{G}^{NLO} is not. The graph \tilde{G}^{NLO} is obtained from G^{NLO} by crossing two edges, say with colors i_1 . Adding more crossings is always equivalent to G^{NLO} (for an even number of crossings) or \tilde{G}^{NLO} (for an odd number of crossings).

To remember that the graphs above can have arbitrary lengths, and also to offer a convenient representation of NLO 2-point functions (to come below), we introduce *chains* which are 4-point graphs,

$$(44) \quad \text{Diagram of a chain graph with vertices labeled } i_1, i_2 \text{ and edges labeled } 0.$$


A combinatorial detail of importance is that a chain can have down to two vertices only, and has at least two vertices unless stated otherwise. We will represent arbitrary choices of chains as boxes,

$$(45) \quad \begin{array}{c} i_1 \text{---} \boxed{\phantom{\rule{1cm}{1cm}}} \text{---} i_2 \\ i_1 \text{---} \boxed{\phantom{\rule{1cm}{1cm}}} \text{---} i_2 \end{array}$$

where the arrows indicate the direction of the chain (the box by itself being symmetric).

This enables to represent the two families of NLO vacuum graphs as

$$(46) \quad G^{\text{NLO}} = \text{[Diagram 1]} \quad \text{and} \quad \tilde{G}^{\text{NLO}} = \text{[Diagram 2]}$$

To get the 2-point NLO graphs from vacuum graphs, it is sufficient to cut an edge of a given color $i \in \{1, \dots, q\}$ in a NLO vacuum graph. However, we have to remember that we have used dressed propagators in (43). For instance, G^{NLO} really is

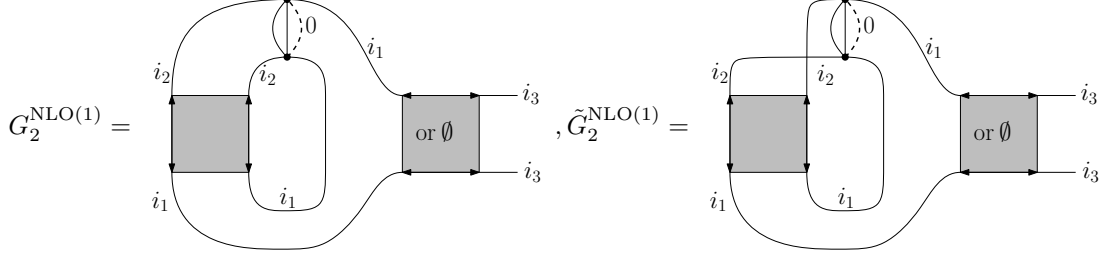
$$(47) \quad \text{[Diagram 3]}$$

where the gray blobs represent arbitrary, LO 2-point functions. One might (not necessarily but typically) cut an edge which is contained in a gray blob of (47). There are two cases to distinguish depending on where an edge is cut in (47), because there are two types of blobs in (47).

- Blobs of type A are inserted on the $2n$ edges of colors i_1, \dots, i_n which are characterized as follows: such an edge connects two vertices which are not incident to the same edge of color 0.
- Blobs of type B are the others: they are inserted on the edges whose end-points are incident to the same edge of color 0.

If the cut edge is chosen within a blob of type A, then there are two types of NLO 2-point graphs:

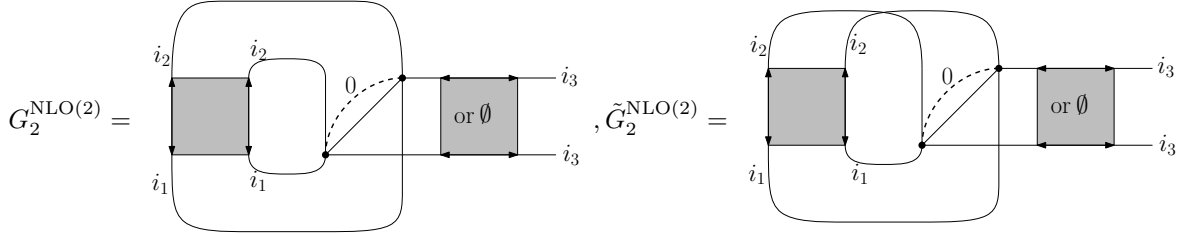
(48)



Only $G_2^{\text{NLO}(1)}$ is bipartite (and would thus contribute in a complex model).

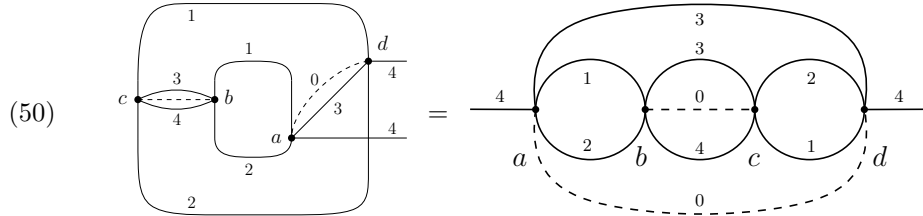
If the cut edge is within a blob of type B, then the NLO 2-point contributions are

(49)



Again, only $G_2^{\text{NLO}(2)}$ is bipartite.

Let us give a specific example of a Feynman diagram which can be obtained as a particular case of $G_2^{\text{NLO}(2)}$ above:



Thus, on the LHS of (50) one has the Feynman diagram obtained if the chain on the LHS of $G_2^{\text{NLO}(2)}$ (*i. e.* the chain attached to internal edges) has only two vertices, while the chain on the RHS of $G_2^{\text{NLO}(2)}$ (*i. e.* the chain attached to external edges) is empty. On the RHS of (50) we redraw the Feynman diagram thus obtained.

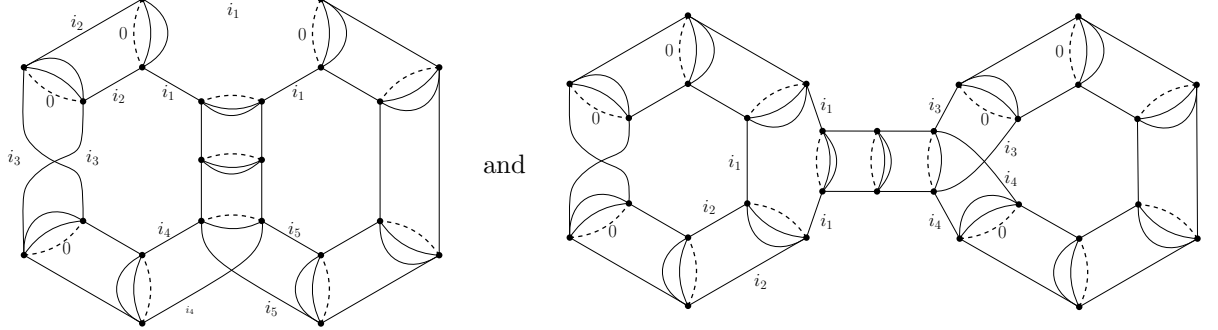
The method we have used to identify LO and NLO contributions to the free energy and 2-point function can in principle be applied at any order. However, the number of diagrams grows importantly and the description becomes tedious. Here we therefore only give the diagrams which contribute to the NNLO of the partition function.

Graphs contributing to the NNLO are such that the corresponding $G_{/0}$ have exactly two independent multicolored cycles,

$$(51) \quad \ell_m(G_{/0}^{\text{NNLO}}) = 2.$$

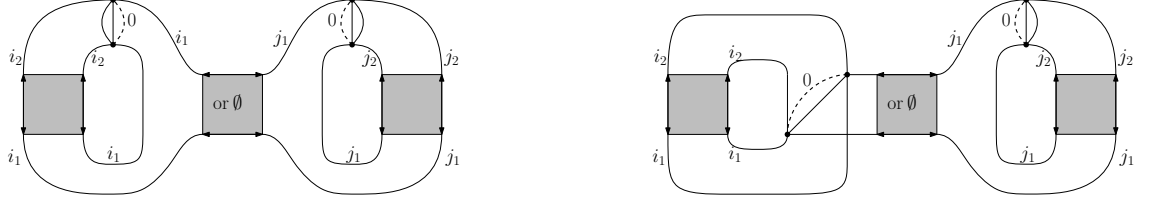
A reasoning similar to the NLO case of Section 3.2.1 leads to families of graphs such as the following ones

(52)

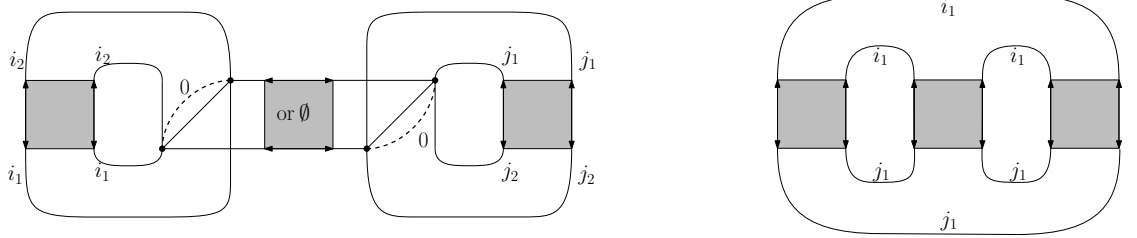


A collection of diagrams is pictured below. To obtain all such graphs, one has to consider one crossing or no crossing in every loop in every possible way.

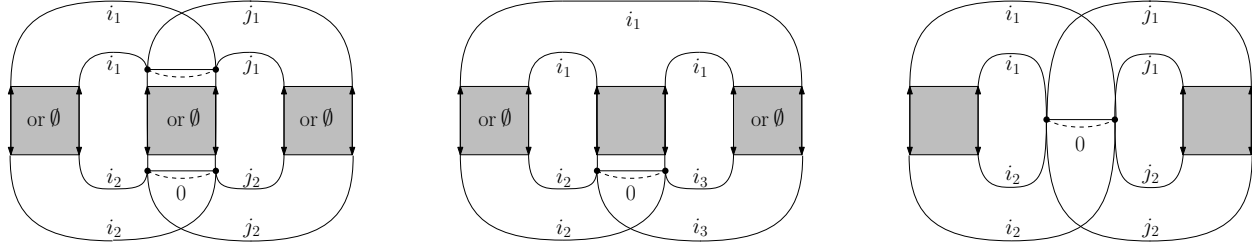
(53)



(54)



(55)



3.2.2. *LO and NLO of 4-point functions.* One can check that the external edges of 4-point graphs come in pairs where two edges of a pair share the same color. This gives two sets of 2-point functions, depending on whether all external edges have the same color or not,

$$(56) \quad \langle \psi_i \psi_i \psi_i \psi_i \rangle \text{ for } i \in \{1, \dots, q\}, \text{ and } \langle \psi_i \psi_i \psi_j \psi_j \rangle \text{ for } i \neq j,$$

where ψ_i, ψ_j are fermions of colors i and j . Here we have dropped the time dependence since we are only concerned with the diagrammatics.

There are no major diagrammatic differences between the two types of 4-point functions. We will thus treat both simultaneously.

4-point graphs can be obtained by cutting two edges in a vacuum graph. They can be two edges with the same color or two different colors in $\{1, \dots, q\}$. If G is a vacuum graph, we denote $G_{e,e'}$ the 4-point graph obtained by cutting e and e' . Obviously, if G_4 is a 4-point graph, there is a (possibly non-unique) way to glue the external lines two by two, creating two edges e, e' , and to thus get a vacuum graph G such that $G_4 = G_{e,e'}$.

Faces of G and $G_{e,e'}$ are the same except for those which go along e and e' . When e and e' have distinct colors, two different faces go along them in G and are thus broken in $G_{e,e'}$. When e and e' have the same color, there can be one or two faces along them. Therefore, the weight received by $G_{e,e'}$ reads

$$(57) \quad w_N(G_{e,e'}) = N^{\chi_0(G_{e,e'})}, \quad \text{with} \quad \chi_0(G_{e,e'}) = \chi_0(G) - \eta(G_{e,e'}) \leq 1 - \eta(G_{e,e'}),$$

where $\eta(G_{e,e'}) \in \{1, 2\}$ is the number of faces broken by cutting e and e' in G .

The classification thus seems a little intricate because of the two possible values for $\eta(G_{e,e'})$. We however claim that it is sufficient to only consider the graphs G with edges e, e' such that

$$(58) \quad \eta(G_{e,e'}) = 2.$$

This is always the case when e and e' have different colors. Let us thus focus on the case where e and e' have the same color $i \in \{1, \dots, q\}$. Let G_4 be a 4-point graph with 4 external legs of color i . We claim that there is always one way to connect the external legs pairwise into two edges e and e' with two different faces along them. Denoting G this vacuum graph, we thus interpret G_4 as the graph $G_{e,e'}$ with $\eta(G_{e,e'}) = 2$.

With the same notations, we have thus found that

$$(59) \quad \chi_0(G_{e,e'}) = \chi_0(G) - 2.$$

The strategy is thus for both types of 4-point functions:

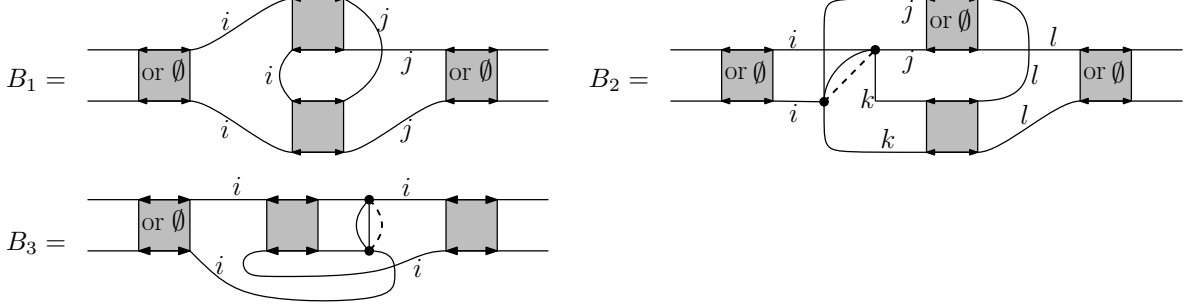
- use the classification of vacuum graphs which we have established: LO, NLO graphs, etc.
- cut two edges of them such that $\eta(G_{e,e'}) = 2$.

In the large N limit, cutting two edges in melonic graphs (such that $G_{e,e'}$ remains connected, as well as $G_{e,e'}$ minus its edges of color 0) precisely leads to the chains introduced in (44) (one might add 2-point insertions on the external legs).

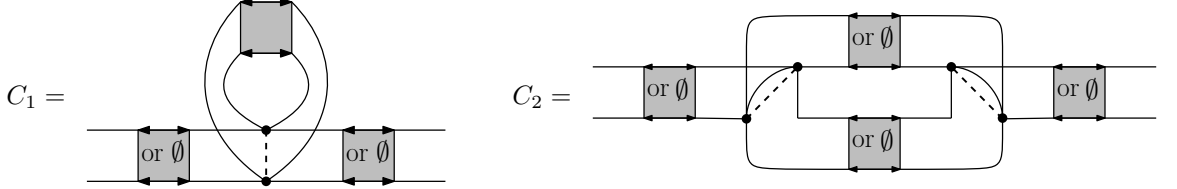
At NLO, one finds

$$(60) \quad \begin{array}{l} A_1 = \text{[Diagram 1]} \\ A_2 = \text{[Diagram 2]} \\ A_3 = \text{[Diagram 3]} \\ A_4 = \text{[Diagram 4]} \end{array}$$

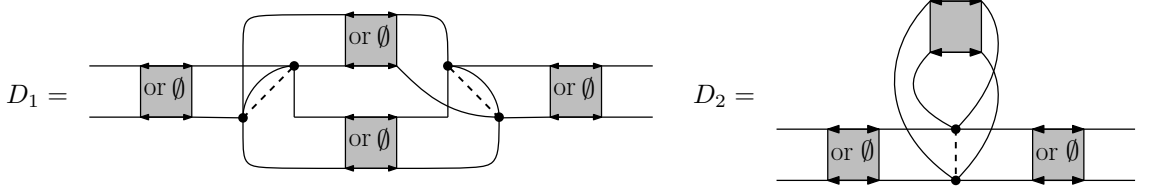
by cutting an edge in $G_2^{\text{NLO}(1)}$ in (48),
(61)



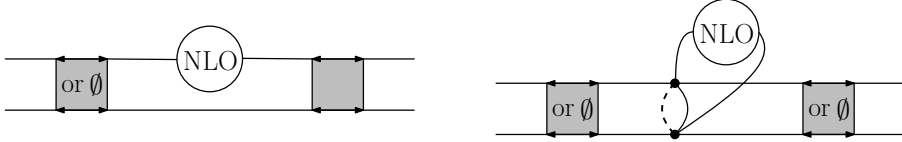
by cutting an edge in $\tilde{G}_2^{\text{NLO}(1)}$ in (48),
(62)



by cutting an edge in $G_2^{\text{NLO}(2)}$ in (49),
(63)



by cutting an edge in $\tilde{G}_2^{\text{NLO}(2)}$ in (49), and finally the two following families
(64)



obtained by performing a 2–point insertion of the NLO 2–point function into the LO 4–point chains.

The above description avoids redundancies. Notice that the colors are important. For instance, by specializing the middle chains in A_2 and A_4 to have a single pair of vertices, the same graph is obtained but with different colorings.

3.3. Non-Gaussian disorder average in the complex model. A possible generalization of the SYK model is achieved if we consider a non-Gaussian disorder; the quenched disorder for the couplings is given by a non-Gaussian distribution. Consider the complex version of the SYK model containing q flavors with the non-Gaussian disorder, whose action is given by (31). Following [41], one can derive the effective action for this model and show that the effect of this non-Gaussian averaging is a modification of the variance of the Gaussian distribution of couplings at leading order in N . Still from [41], it is possible to prove that the leading order Feynman diagrams are those given by the quadratic term of the distribution (Gaussian universality). This Gaussian universality result for the colored tensor model was initially proved in

[22] and was also exploited in [43], in a condensed matter physics setting, to identify an infinite universality class of infinite-range p -spin glasses with non-Gaussian correlated quenched distributions.

In order to obtain these results, we first need to average the partition function over the non-Gaussian disorder. The most convenient way to perform this is through the use of replicas. We thus add an extra replica index $r = 1, \dots, n$ to the fermions. One has:

$$(65) \quad \langle \log Z(j) \rangle_j = \lim_{n \rightarrow 0} \frac{\langle Z^n(j) \rangle_j - 1}{n},$$

with

$$(66) \quad Z^n(j) = \int \prod_{1 \leq r \leq n} [d\psi_r][d\bar{\psi}_r] \exp \sum_r S_j(\psi_r, \bar{\psi}_r),$$

where $S_j(\psi, \bar{\psi})$ is given by (31). The angle brackets stand for the averaging over j , which is performed with a non-Gaussian weight of the type

$$(67) \quad \langle Z^n(j) \rangle_j = \frac{\int dj d\bar{j} Z^n(j) \exp \left[- \left[\frac{N^{q-1}}{\sigma^2} j\bar{j} + V_N(j, \bar{j}) \right] \right]}{\int dj d\bar{j} \exp \left[- \left[\frac{N^{q-1}}{\sigma^2} j\bar{j} + V_N(j, \bar{j}) \right] \right]}.$$

We further impose that the potential V_N is invariant under independent unitary transformations:

$$(68) \quad j_{i_1, \dots, i_q} \rightarrow \sum_{j_1, \dots, j_q} U_{i_1 j_1}^1 \cdots U_{i_q j_q}^q j_{j_1, \dots, j_q}, \quad \bar{j}_{i_1, \dots, i_q} \rightarrow \sum_{j_1, \dots, j_q} \bar{U}_{i_1 j_1}^1 \cdots \bar{U}_{i_q j_q}^q \bar{j}_{j_1, \dots, j_q}.$$

Assuming that the potential V_N is a polynomial (or an analytic function) in the couplings j and \bar{j} , this invariance imposes that the potential can be expanded over non necessarily connected graphs. These graphs are made up by black and white vertices of valence q , whose edges connect only black to white vertices (bipartite graphs) and are labeled by a color $a = 1, \dots, q$ in such a way that, at each vertex, the q incident edges carry distinct colors (we thus have edge-colored graphs). The construction of such graphs has already been explained in Sec. 3.1 and each one can be denoted by a particular contraction of the tensors j and \bar{j} . The contraction of their indices means that each white vertex carries a tensor j , each black vertex a tensor \bar{j} and that the indices have to be contracted by identifying two indices on both sides of an edge, the place of the index in the tensor being defined by the color of the edge denoted by $c(e)$. We will refer to the graph G , using the shorthand $\langle j, \bar{j} \rangle_G$, which is given by

$$(69) \quad \langle j, \bar{j} \rangle_G = \sum_{1 \leq i_{v,a}, \dots, i_{\bar{v},a} \leq N} \prod_{\substack{\text{white} \\ \text{vertices } v}} j_{i_{v,1}, \dots, i_{v,q}} \prod_{\substack{\text{black} \\ \text{vertices } \bar{v}}} \bar{j}_{i_{\bar{v},1}, \dots, i_{\bar{v},q}} \prod_{\substack{\text{edges} \\ e=(v,\bar{v})}} \delta_{i_{v,c(e)}, i_{\bar{v},c(e)}}.$$

The most general form of the potential V_N is then expanded over these graphs as:

$$(70) \quad V_N(j, \bar{j}) = \sum_{\text{graph } G} \lambda_G \frac{N^{q-k(G)}}{\text{Sym}(G)} \langle j, \bar{j} \rangle_G.$$

In this expression, λ_G is a real number, $k(G)$ is the number of connected components of G and $\text{Sym}(G)$ its symmetry factor. The Gaussian term corresponds to a dipole graph (a white vertex and a black vertex, connected by q lines) and reads

$$(71) \quad \frac{N^{q-1}}{\sigma^2} j\bar{j} = \frac{N^{q-1}}{\sigma^2} \sum_{1 \leq i_1, \dots, i_q \leq N} j_{i_1, \dots, i_q} \bar{j}_{i_1, \dots, i_q}$$

Introducing the pair of complex conjugate tensors K and \bar{K} defined by

$$(72) \quad K_{i_1, \dots, i_q} = i^{\frac{q}{2}} \sum_r \int dt \psi_{i_1, r}^1 \cdots \psi_{i_q, r}^q, \quad \bar{K}_{i_1, \dots, i_q} = i^{\frac{q}{2}} \sum_r \int dt \bar{\psi}_{i_1, r}^1 \cdots \bar{\psi}_{i_q, r}^q,$$

the averaged partition function reads

$$(73) \quad \langle Z^n(j) \rangle_G = \frac{\int [d\psi][d\bar{\psi}] \exp \left[- \int dt \sum_{a, i_a} \bar{\psi}_{i_a}^a \partial_t \psi_{i_a}^a \right] \int dj d\bar{j} \exp \left[- \left[\frac{N^{q-1}}{\sigma^2} j\bar{j} + V_N(j, \bar{j}) + j\bar{K} + \bar{j}K \right] \right]}{\int dj d\bar{j} \exp \left[- \left[\frac{N^{q-1}}{\sigma^2} j\bar{j} + V_N(j, \bar{j}) \right] \right]}.$$

In order to study the large N limit of the average (73), we introduce the background fields $L = -\frac{\sigma^2}{N^{q-1}}K$ and $\bar{L} = -\frac{\sigma^2}{N^{q-1}}\bar{K}$. Let us shift the variables j and \bar{j} by the background fields L and \bar{L} . The numerator in the integral (73) reads

$$(74) \quad \exp \left[- \frac{\sigma^2}{N^{q-1}} K\bar{K} \right] \int dj d\bar{j} \exp \left[- \left[\frac{N^{q-1}}{\sigma^2} j\bar{j} + V_N \left(j - \frac{\sigma^2}{N^{q-1}} K, \bar{j} - \frac{\sigma^2}{N^{q-1}} \bar{K} \right) \right] \right]$$

and the effective potential in the shifted variables is

$$(75) \quad V_N(s, L, \bar{L}) = - \log \int dj d\bar{j} \exp \left[- \left[\frac{N^{q-1}}{s} j\bar{j} + V_N \left(j + L, \bar{j} + \bar{L} \right) \right] \right] + N^q \log \frac{\pi s}{N^{q-1}}$$

In this framework, s is a parameter that interpolates between the integral we have to compute, at $s = \sigma^2$ (up to a trivial multiplicative constant) and the potential we started with at $s = 0$ (no integration and $j = \bar{j} = 0$). The inclusion of the constant ensures that the effective potential remains zero when we start with a vanishing potential. This comes to:

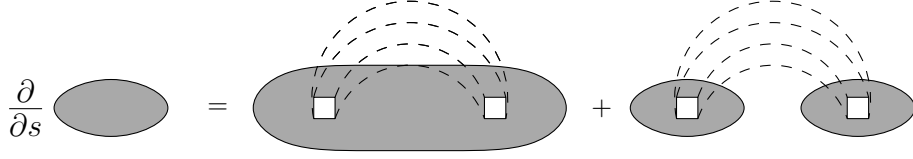
$$(76) \quad \int dj d\bar{j} \exp \left[- \left[\frac{N^{q-1}}{\sigma^2} j\bar{j} + V_N \left(j - \frac{\sigma^2}{N^{q-1}} K, \bar{j} - \frac{\sigma^2}{N^{q-1}} \bar{K} \right) \right] \right] \\ = \left(\frac{N^{q-1}}{\pi s} \right)^{N^q} \exp \left[- V_N \left(s = \sigma^2, L = -\frac{\sigma^2}{N^{q-1}} K, \bar{L} = -\frac{\sigma^2}{N^{q-1}} \bar{K} \right) \right].$$

After having performed the average over the non-Gaussian disorder and derived the effective potential, we use a Polchinski-like flow equation to show the Gaussian universality following the approach proposed in [31] for tensor models and group field theory (see also [29], [30] and [32]).

Using standard QFT manipulations (see for example, the book [45]), one can show that the effective potential $V_N(s, L, \bar{L})$ in eq. (75) obeys the following differential equation:

$$(77) \quad \frac{\partial V}{\partial s} = \frac{1}{N^{q-1}} \sum_{1 \leq i_1, \dots, i_q \leq N} \left(\frac{\partial^2 V}{\partial L_{i_1, \dots, i_q} \partial \bar{L}_{i_1, \dots, i_q}} - \frac{\partial V}{\partial L_{i_1, \dots, i_q}} \frac{\partial V}{\partial \bar{L}_{i_1, \dots, i_q}} \right)$$

One can represent this equation in a graphical way as shown in Fig. 5. The first term on the RHS corresponds to an edge closing a loop in the graph and the second term in the RHS corresponds to a bridge (also known as 1PR) edge or q -cut (see


 FIGURE 5. Graphical representation of equation (77) for $q = 4$.

Def. 6 of a 2-cut, the generalization to the q -cut is trivial). This equation is formally a Polchinski-like equation [36], albeit there are no short distance degrees of freedom over which we integrate. In our context it simply describes a partial integration with a weight s and will be used to control the large N limit of the effective potential.

Since the effective potential is also invariant under the unitary transformations defined in eq. (68), it may also be expanded over graphs as in (69),

$$(78) \quad V_N(s, L, \bar{L}) = \sum_{\text{graph } G} \lambda_G(s) \frac{N^{q-k(q)}}{\text{Sym}(G)} \langle L, \bar{L} \rangle_G,$$

with s dependent couplings $\lambda_G(s)$. Inserting this graphical expansion in the differential equation (77), we obtain a system of differential equations for the couplings,

$$(79) \quad \frac{d\lambda_G}{ds} = \sum_{G'/(\bar{v}v)=G} N^{k(G)-k(G')+e(v,\bar{v})-q+1} \lambda_{G'} - \sum_{(G' \cup G'')/(\bar{v}v)=G} \lambda_{G'} \lambda_{G''}$$

A derivation of the potential V_N with respect to L_{i_1, \dots, i_q} (resp. $\bar{L}_{i_1, \dots, i_q}$) removes a white vertex (resp. a black vertex). Then, the summation over the indices in i_1, \dots, i_q in (77) reconnects the edges, respecting the colors.

In the first term on the RHS of (77), given a graph G in the expansion of the LHS, we have to sum over all graphs G' and pairs of a white vertex v and a black vertex \bar{v} in G' such that the graph $G'/(\bar{v}v)$ obtained after reconnecting the edges (discarding the connected components made of single lines) is equal to G - see Fig. 6 and Fig. 7.

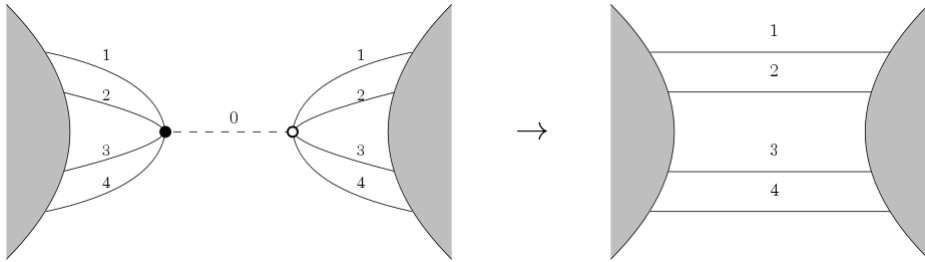


FIGURE 6. Removal of a white and a black vertex and re-connection of the edges.

The number $e(v, \bar{v})$ is the number of edges directly connecting v and \bar{v} in G . After summation over the indices, each of these lines yields a power of N , which gives the factor of $N^{e(v, \bar{v})}$.

The operation of removing two vertices and reconnecting the edges can at most increase the number of connected components (including the graphs made of single closed lines) by $q - 1$, so that we always have $k(G) - k(G') + e(v, \bar{v}) - q + 1 \leq 0$. We obtain the equality if and only if G' is a melonic graph. Therefore, in the large N limit, only melonic graphs survive in the first term on the RHS of (79) (this is further proof of the melonic dominance in the SYK model already shown in Theorem 1).

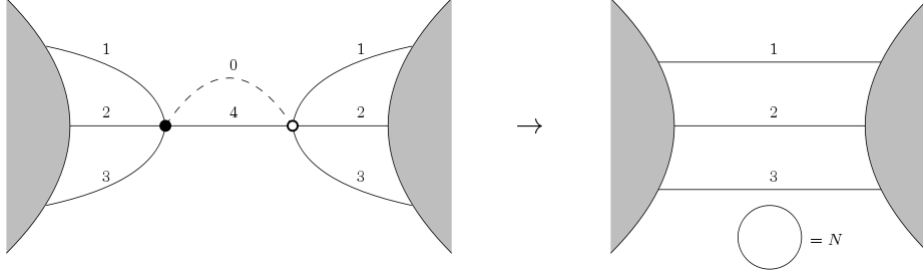


FIGURE 7. Removal of a white and a black vertex and re-connection of the edges creating a loop.

In the second term, we sum over graphs G' and white vertices $v \in G'$ and graphs G'' and black vertices $\bar{v} \in G''$, with the condition that the graph obtained after removing the vertices and reconnecting the lines $(G' \cup G'')/(\bar{v}v)$ is equal to G . In that case, the number of connected components necessarily diminishes by 1, so that all powers of N cancel.

The crucial point in the system (79) is that only negative (or null) powers of N appear. It can be written as

$$(80) \quad \frac{d\lambda_G}{ds} = \beta_0(\{\lambda_G\}) + \frac{1}{N}\beta_1(\{\lambda_G\}) + \dots$$

As a consequence, if $\lambda_G(s=0)$ is bounded, then $\lambda_G(s)$ is also bounded for all s (i.e. it does not contain positive powers of N).

Let us now substitute $L = -\frac{\sigma^2}{N^{q-1}}K$ and $\bar{L} = -\frac{\sigma^2}{N^{q-1}}\bar{K}$ in the expansion of the effective potential (69),

$$(81) \quad V_N\left(s = \sigma^2, L = -\frac{\sigma^2}{N^{q-1}}K, \bar{L} = -\frac{\sigma^2}{N^{q-1}}\bar{K}\right) = \sum_{\text{graph } G} \lambda_G(\sigma^2) \frac{(-\sigma^2)^{v(G)} N^{q-k(q)-(q-1)v(G)}}{\text{Sym}(G)} \langle K, \bar{K} \rangle_G.$$

Here $v(G)$ is the number of vertices of G . The exponent of N can be rewritten as $(q-1)(1-v(G))+1-k(G)$. It has its maximal value for $v(G) = 2$ and $k(G) = 1$, which corresponds to the dipole graph. This is a re-expression of the Gaussian universality property of random tensors.

Taking into account the non-Gaussian quenched disorder, we now derive the effective action for the bilocal invariants

$$(82) \quad \tilde{G}_{r,r'}^a(t, t') = \frac{1}{N} \sum_i \psi_{i,r}^a(t) \bar{\psi}_{i,r'}^a(t').$$

Note that these invariants carry one flavour label a and two replica indices r, r' . To this end, let us come back to the partition function (73). We then express the result of the average over j and \bar{j} as a sum over graphs G using the expansion of the effective potential (81) and replacing the tensors K and \bar{K} in terms of the fermions ψ and $\bar{\psi}$ (see eq. (72)).

Then, each graph G involves the combination

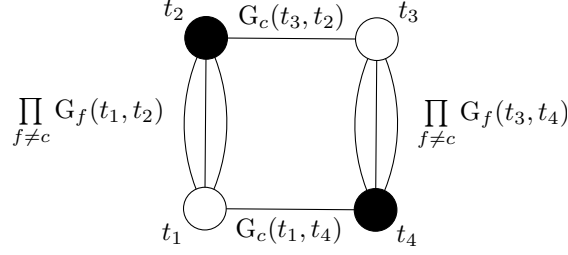


FIGURE 8. Graphical representation of the term $\langle G \rangle_G$ for the quartic melonic graph for $q = 4$.

$$\begin{aligned}
 \langle K, \bar{K} \rangle_G = & \sum_{1 \leq i_v, a, \dots, i_{\bar{v}}, a \leq N} \prod_{\substack{\text{white} \\ \text{vertices } v}} \sum_{r_v} \int dt_v \psi_{i_v, 1, r_v}^1(t_v) \cdots \psi_{i_v, q, r_v}^q(t_v) \\
 (83) \quad & \prod_{\substack{\text{black} \\ \text{vertices } \bar{v}}} \sum_{r_{\bar{v}}} \int dt_{\bar{v}} \bar{\psi}_{i_{\bar{v}}, 1, r_{\bar{v}}}^{-1}(t_{\bar{v}}) \cdots \bar{\psi}_{i_{\bar{v}}, q, r_{\bar{v}}}^{-q}(t_{\bar{v}}) \prod_{\substack{\text{edges} \\ e=(v, \bar{v})}} \delta_{i_v, c(e), i_{\bar{v}}, c(e)}.
 \end{aligned}$$

After introducing the Lagrange multiplier $\tilde{\Sigma}$ to enforce the constraint (82) and assuming a replica symmetric saddle-point, the effective action of our model writes:

$$(84) \quad \frac{\mathcal{S}_{eff}[G, \Sigma]}{N} = - \sum_{f=1}^q \log \det (\delta(t_1 - t_2) \partial_t - \tilde{\Sigma}_f(t_1, t_2)) + \int dt \sum_{f=1}^4 \tilde{\Sigma}_f(\mathbf{t}) \tilde{G}_f(\mathbf{t})$$

$$(85) \quad - \sum_G N^{-(v(G)-2)(q/2-1)+1-k(G)} \mu_G(\sigma^2, \{\lambda_{G'}\}) \langle \tilde{G} \rangle_G,$$

The term $\langle \tilde{G} \rangle_G$ associated to a graph G is constructed as follows:

- to each vertex associate a real variable t_v ;
- to an edge of colour c joining v to v' associate $\tilde{G}_c(t_v, t_{v'})$;
- multiply all edge contributions and integrate over vertex variables.

We then add up these contributions, with a weight λ_G and a power of N given by

$$(86) \quad N^{q-k(G)} \times (N^{-(q-1)})^{v(G)} \times N^{e(G)} = N \times N^{-(v(G)-2)(q/2-1)+1-k(G)},$$

with $e(G)$ the number of edges of G , obeying $2e(G) = qv(G)$.

At leading order in N , only the Gaussian terms survives (*i.e.* the graph G with $v(G) = 2$ and $k(G) = 1$), except for the matrix model case ($q = 2$). In this case, all terms corresponding to connected graphs survive. Let us emphasize that the variance of the Gaussian distribution of coupling is thus modified, as a consequence of the non-Gaussian averaging of our model. Remarkably, for $q > 2$, this is the only modification at leading order in N .

The actual value of the covariance (which we denote by σ') induced by non Gaussian disorder is most easily computed using a Schwinger-Dyson equation, see [4]. In our context, the latter arises from

$$(87) \quad \sum_{i_1 \dots i_q} \int dj d\bar{j} \frac{\partial}{\partial \bar{j}_{i_1 \dots i_q}} \left\{ j_{i_1 \dots i_q} \exp - \left[\frac{N^{q-1}}{\sigma^2} j\bar{j} + V_N(j, \bar{j}) \right] \right\} = 0.$$

At large N , it leads to the algebraic equation

$$(88) \quad 1 = \frac{\sigma'^2}{\sigma^2} + \sum_{\text{melonic graph } G} \frac{\lambda_G}{\text{Sym}(G)} (\sigma')^{v(G)}$$

Finally, it is interesting to note that this effective action, despite being non local, is invariant under reparametrization (in the IR) at all orders in $1/N$:

$$(89) \quad G(t, t') \rightarrow \left(\frac{d\phi}{dt}(t) \right)^\Delta \left(\frac{d\phi}{dt'}(t') \right)^\Delta G(\phi(t), \phi(t')).$$

Indeed, changing the vertex variables as $t_v \rightarrow \phi(t_v)$, the jacobians exactly cancel with the rescaling of G since $\Delta = 1/q$ and all vertices are q -valent.

4. CONCLUDING REMARKS AND PERSPECTIVES

In this review paper we first showed the melonic dominance at large N in the SYK model. We then considered a colored version of the SYK model, which is a particular case of the Gross and Rosenhaus generalization of the SYK model [20], and is the real version of the model studied in [23]. We have then analyzed the diagrammatics of the two- and four-point functions of this model, exhibiting the LO and NLO diagrams in the large N expansion. In particular, we have applied it to extract the NLO of the 4-point function, thus going beyond chain diagrams (also called ladders in [33]). Finally, we have investigated the effects of non-Gaussian average over the random couplings J in a complex colored SYK model.

A perspective for future work appears to us to be the computation of the corresponding Feynman amplitudes of the NLO diagrams we have shown in this review. Moreover several other SYK-like tensor models exist in the literature (the Klebanov-Tarnopolsky model [28], or the supersymmetric model [35]). It would thus be interesting to apply the diagrammatic techniques we have developed here for the study of these models as well, in order to compare the LO and NLO behavior of all these SYK-like models.

Another interesting perspective appears to us to be the investigation of the effects of a perturbation from Gaussianity in the case of $q = 2$ (fermions with a random mass matrix) and in the case of the real SYK model. The main technical complication in this latter case comes from the fact that one has to deal with graphs which are not necessarily bipartite - the removal and reconnection of edges of these graphs (which is the main technical ingredient of our approach) being much more involved. It would thus be interesting to check whether or not in this case also, non-Gaussian perturbation leads to a modification of the variance of the Gaussian distributions of the couplings J at leading order in N , as we proved to be the case for the complex version of the SYK model studied here.

ACKNOWLEDGEMENTS

R. Pascalie is partially supported by the Deutsche Forschungsgemeinschaft (DFG, German Research Foundation) under Germany's Excellence Strategy EXC 2044-390685587, Mathematics Mnster: Dynamics-Geometry-Structure. A. Tanasa is partially supported by the PN 09 37 01 02 grant.

REFERENCES

- [1] Dario Benedetti, Sylvain Carrozza, Razvan Gurau, and Maciej Kolanowski. The $1/N$ expansion of the symmetric traceless and the antisymmetric tensor models in rank three. *Commun. Math. Phys.*, 371(1):55–97, 2019.
- [2] Dario Benedetti, Sylvain Carrozza, Razvan Gurau, and Alessandro Sfondrini. Tensorial Gross-Neveu models. *JHEP*, 01:003, 2018.
- [3] Dario Benedetti, Razvan Gurau, and Sabine Harribey. Line of fixed points in a bosonic tensor model. *JHEP*, 06:053, 2019.
- [4] Valentin Bonzom. Revisiting random tensor models at large N via the Schwinger-Dyson equations. *JHEP*, 03:160, 2013.
- [5] Valentin Bonzom. Large N Limits in Tensor Models: Towards More Universality Classes of Colored Triangulations in Dimension $d \geq 2$. *SIGMA*, 12:073, 2016.

- [6] Valentin Bonzom, Razvan Gurau, Aldo Riello, and Vincent Rivasseau. Critical behavior of colored tensor models in the large N limit. *Nucl. Phys.*, B853:174–195, 2011.
- [7] Valentin Bonzom, Razvan Gurau, and Vincent Rivasseau. Random tensor models in the large N limit: Uncoloring the colored tensor models. *Phys. Rev.*, D85:084037, 2012.
- [8] Valentin Bonzom, Luca Lionni, and Vincent Rivasseau. Colored triangulations of arbitrary dimensions are stuffed walsh maps, 2015.
- [9] Valentin Bonzom, Luca Lionni, and Adrian Tanasa. Diagrammatics of a colored SYK model and of an SYK-like tensor model, leading and next-to-leading orders. *J. Math. Phys.*, 58(5):052301, 2017.
- [10] Valentin Bonzom, Victor Nador, and Adrian Tanasa. Diagrammatic proof of the large N melonic dominance in the SYK model. 2018.
- [11] Valentin Bonzom, Victor Nador, and Adrian Tanasa. Diagrammatic proof of the large N melonic dominance in the SYK model. *Lett. Math. Phys.*, 109(12):2611–2624, 2019.
- [12] Ksenia Bulycheva, Igor R. Klebanov, Alexey Milekhin, and Grigory Tarnopolsky. Spectra of Operators in Large N Tensor Models. *Phys. Rev.*, D97(2):026016, 2018.
- [13] Sylvain Carrozza. Large N limit of irreducible tensor models: $O(N)$ rank-3 tensors with mixed permutation symmetry. *JHEP*, 06:039, 2018.
- [14] Sylvain Carrozza and Victor Pozsgay. SYK-like tensor quantum mechanics with $Sp(N)$ symmetry. 2018.
- [15] Sylvain Carrozza and Adrian Tanasa. $O(N)$ Random Tensor Models. *Lett. Math. Phys.*, 106(11):1531–1559, 2016.
- [16] Stéphane Dartois, Harold Erbin, and Swapnamay Mondal. Conformality of $1/N$ corrections in SYK-like models. 2017.
- [17] Stéphane Dartois, Vincent Rivasseau, and Adrian Tanasa. The $1/N$ expansion of multi-orientable random tensor models. *Annales Henri Poincaré*, 15:965–984, 2014.
- [18] Éric Fusy, Luca Lionni, and Adrian Tanasa. Combinatorial study of graphs arising from the Sachdev-Ye-Kitaev model. 2018.
- [19] Simone Giombi, Igor R. Klebanov, Fedor Popov, Shiroman Prakash, and Grigory Tarnopolsky. Prismatic Large N Models for Bosonic Tensors. *Phys. Rev.*, D98(10):105005, 2018.
- [20] David J. Gross and Vladimir Rosenhaus. A Generalization of Sachdev-Ye-Kitaev. *JHEP*, 1702:093, 2017.
- [21] Razvan Gurau. Colored Group Field Theory. *Commun. Math. Phys.*, 304:69–93, 2011.
- [22] Razvan Gurau. Universality for Random Tensors. *Ann. Inst. H. Poincaré Probab. Statist.*, 50(4):1474–1525, 2014.
- [23] Razvan Gurau. Quenched equals annealed at leading order in the colored SYK model. *EPL*, 119(3):30003, 2017.
- [24] Razvan Gurau. *Random Tensors*. Oxford University Press, 2017.
- [25] Razvan Gurau. The complete $1/N$ expansion of a SYK-like tensor model. *Nucl. Phys.*, B916:386–401, 2017.
- [26] Razvan Gurau. The $1/N$ expansion of tensor models with two symmetric tensors. *Commun. Math. Phys.*, 360(3):985–1007, 2018.
- [27] A. Kitaev. A simple model of quantum holography, Talks at KITP, April 7, and May 27, 2015.
- [28] Igor R. Klebanov and Grigory Tarnopolsky. Uncolored random tensors, melon diagrams, and the Sachdev-Ye-Kitaev models. *Phys. Rev.*, D95(4):046004, 2017.
- [29] Thomas Krajewski and Reiko Toriumi. Polchinski’s equation for group field theory. *Fortsch. Phys.*, 62:855–862, 2014.
- [30] Thomas Krajewski and Reiko Toriumi. Exact Renormalisation Group Equations and Loop Equations for Tensor Models. *SIGMA*, 12:068, 2016.
- [31] Thomas Krajewski and Reiko Toriumi. Polchinski’s exact renormalisation group for tensorial theories: Gaussian universality and power counting. *J. Phys.*, A49(38):385401, 2016.
- [32] Thomas Krajewski and Reiko Toriumi. Power counting and scaling for tensor models. *PoS, CORFU2015:116*, 2016.
- [33] Juan Maldacena and Douglas Stanford. Comments on the Sachdev-Ye-Kitaev model. *Physical Review D*, 94, 2016.
- [34] O. Parcollet and A. Georges. Non-Fermi-liquid regime of a doped Mott insulator. *Phys. Rev. B*, 59:5341–5360, 1999.
- [35] Cheng Peng, Marcus Spradlin, and Anastasia Volovich. A Supersymmetric SYK-like Tensor Model. *JHEP*, 05:062, 2017.
- [36] Joseph Polchinski. Renormalization and Effective Lagrangians. *Nucl. Phys.*, B231:269–295, 1984.
- [37] Joseph Polchinski and Vladimir Rosenhaus. The spectrum in the Sachdev-Ye-Kitaev model. *Journal of High Energy Physics*, 2016. arxiv:1601.06768.
- [38] Vladimir Rosenhaus. An introduction to the SYK model. 2018.

- [39] S. Sachdev and J. Ye. Gapless spin fluid ground state in a random, quantum Heisenberg magnet. *Phys.Rev.Lett.*, 70:3339, 1993.
- [40] Gabor Sarosi. AdS₂ holography and the SYK model. *PoS*, Modave2017:001, 2018.
- [41] R. Pascalie A. Tanasa T. Krajewski, M. Laudonio. Non-gaussian disorder average in the sachdev-ye-kitaev model. *Physical Review D*, 2019.
- [42] Adrian Tanasa. Multi-orientable Group Field Theory. *Journal of Physics A*, 45:165401, 2012. arXiv:1109.0694.
- [43] R. Gurau V. Bonzom and M. Smerlak. Universality in p -spin glasses with correlated disorder. *J. Stat. Mech.*, (L02003), 2013.
- [44] Edward Witten. An SYK-Like Model Without Disorder. *J. Phys.*, A52(47):474002, 2019.
- [45] Jean Zinn-Justin. *Quantum Field Theory and Critical Phenomena*. Oxford University Press (4th edition), 2002.

M. Laudonio

LaBRI, Université de Bordeaux, CNRS UMR 5800, Talence, France,
Department of Applied Mathematics, University of Waterloo, Waterloo, Ontario, Canada

R. Pascalie

LaBRI, Université de Bordeaux, CNRS UMR 5800, Talence, France,
Mathematisches Institut der Westfälischen Wilhelms-Universität, Münster, Germany, EU

A. Tanasa

LaBRI, Université de Bordeaux, CNRS UMR 5800, Talence, France,
H. Hulubei Nat. Inst. Phys. Nucl. Engineering, Magurele, Romania
I. U. F., Paris, France