

Computational Search for Magnetic and Non-magnetic 2D Topological Materials using Unified Spin-orbit Spillage Screening

Kamal Choudhary¹, Kevin F. Garrity¹, Jie Jiang², Ruth Pachter², Francesca Tavazza¹

¹ Materials Science and Engineering Division, National Institute of Standards and Technology, Gaithersburg, Maryland 20899, USA.

² Materials Directorate, Air Force Research Laboratory, Wright–Patterson Air Force Base, Ohio 45433, USA.

Abstract

Two-dimensional topological materials (TMs) have a variety of properties that make them attractive for applications including spintronics and quantum computation. However, there are only a few such experimentally known materials. To help discover new 2D TMs, we develop a unified and computationally inexpensive approach to identify magnetic and non-magnetic 2D TMs, including gapped and semi-metallic topological classifications, in a high-throughput way using density functional theory-based spin-orbit spillage, Wannier-interpolation, and related techniques. We first compute the spin-orbit spillage for the ~1000 2D materials in the JARVIS-DFT dataset (<https://www.ctcms.nist.gov/~knc6/JVASP.html>), resulting in 122 materials with high-spillage values. Then, we use Wannier-interpolation to carry-out Z_2 , Chern-number, anomalous Hall conductivity, Curie temperature, and edge state calculations to further support the predictions. We identify various topologically non-trivial classes such as quantum spin-hall insulators (QSHI), quantum anomalous-hall insulators (QAHI), and semimetals. For a few predicted materials, we run G_0W_0 +SOC and DFT+U calculations. We find that as we introduce many-body effects, only a few materials retain non-trivial band-topology, suggesting the importance of high-level DFT methods in predicting 2D topological materials. However, as an initial step, the automated spillage screening and Wannier-approach provide useful predictions for finding new topological materials and to narrow down candidates for experimental synthesis and characterization.

Corresponding author: Kamal Choudhary (E-mail: kamal.choudhary@nist.gov)

1 Introduction

In recent years, there has been a huge upsurge in topological materials research, following the predictions and observations of Dirac, Weyl, and Majorana fermions in condensed matter systems^{1,2}. Several classes of topological materials have been proposed for applications in error-reduced quantum computing³⁻⁶, or as high mobility and dissipationless conductors. While there have been several recent detailed screening efforts for 3D non-magnetic topological materials⁷⁻¹⁷, such systematic searches for 2D materials are still developing¹⁸⁻²⁰, especially for magnetic systems. Nevertheless, 2D materials could be more important than 3D ones because of their unique potential as miniaturized devices and their tunability via layering or functionalization.

2D topological insulating phases can be classified into two primary types: quantum spin Hall insulators (QSHI²¹), which have time-reversal symmetry (TRS), and quantum anomalous Hall insulators (QAHI^{22,23}), which lack TRS. QSHIs, characterized by a Z_2 invariant, have an insulating bulk and Dirac cone edge features. Examples include graphene, silicene²⁴, germanene²⁵, stanine²⁶, and 1T' metal dichalcogenides^{27,28}. Quantum anomalous Hall insulators (QAHI), characterized by a Z invariant known as the Chern number, are magnetic materials with a bulk gap and quantized conducting edge channels, even in the absence of an external magnetic field. Thus far, QAHI-like behavior has been observed experimentally in very few systems: Cr,V doped $(\text{Bi,Sb})_2\text{Te}_3$ ²² and MnBi_2Te_4 ²⁹⁻³², under highly controlled conditions. While there have been many theoretical works predicting QAHI in 2D materials, surfaces, or interfaces, a systematic investigation of monolayer 2D materials is lacking. Some previously explored examples include transition metal halides such as CoBr_2 , FeCl_3 , NiRuCl_6 , V_2O_3 , FeCl_3 , RuCl_3 ³³⁻³⁸.

Compared to gapped topological systems, semimetals in two-dimensions with spin-orbit coupling are relatively under-explored. For example, graphene is a well-known example of a two-dimensional semimetal; however, the Dirac point in graphene is not robust to the addition of a finite amount of spin-orbit coupling²¹. This splitting of symmetry-protected band crossings by spin-orbit coupling occurs for most crossings protected by two-dimensional point group symmetries. Also, unlike in three dimensions, where Weyl points can occur at generic points in the Brillion zone, Weyl points will not occur generically in two dimensions without the tuning of some external parameter³⁹. However, it is possible for non-symmorphic symmetries to protect Dirac or Weyl points in two-dimensions⁴⁰, and we find several examples of this in our work. While 2D insulating topological materials are relatively easy to classify using topological indices such as Z_2 and the Chern number, finding topological semimetals is non-trivial. Hence, having a universal strategy for screening both topological insulators and semimetals is highly desirable.

In our previous work⁸, we discovered several classes of non-magnetic topological 3D materials using spin-orbit spillage to perform the initial screening step. The spillage technique is based on comparing density functional theory (DFT) wave-functions obtained with- and without spin-orbit coupling. In this paper, we extend this approach to screen the JARVIS-DFT 2D database to search for topological insulators and semimetals, with and without TRS. The JARVIS-DFT database is a part of Materials Genome Initiative (MGI) at National Institute of Standards and Technology (NIST) and contains about 40000 bulk and 1000 two-dimensional materials with their DFT-computed structural, energetics⁴¹, elastic⁴², optoelectronic⁴³, thermoelectric⁴⁴, piezoelectric, dielectric, infrared⁴⁵, solar-efficiency⁴⁶, and topological⁴⁷ properties. Most of the 2D crystal structures we consider are derived from structures in the experimental Inorganic Crystal Structure Database (ICSD) database⁴⁸, implying that most of them should be experimentally synthesizable.

In this work, we screen materials from the JARVIS-DFT 2D database, searching for low bandgap materials with high-spillage⁸ values, identifying candidate 2D TMs. Then, for insulating compounds, we systematically carry out Z_2 calculations for non-magnetic materials and Chern number calculations for magnetic materials. For metals, we search for band crossings near the Fermi level. We also predict bulk (2D) and edge (1D) band-structures, Curie temperatures, and anomalous Hall conductivity. For a subset of predicted materials, we run G_0W_0 +SOC and DFT+U calculations. We find that as we introduce improved treatments of many-body effects, only a few materials retain a non-trivial band-topology, suggesting the importance of higher-level electronic structure methods in predicting 2D topological materials. However, as an initial step, the automated spillage screening and Wannier analysis provide useful predictions of potential topological materials, narrowing down candidate materials for experimental synthesis and characterization.

2 Results and discussion

As mentioned above, the spin-orbit spillage criterion is applicable for both magnetic/non-magnetic and metallic/insulating classes of materials. A flow-chart describing our computational search using the spillage as well as the traditional Wannier-based method is shown in Fig. 1. Starting from 963 2D materials we first screen for materials with bandgap <1.5 eV, because SOC-induced band-inversion is limited to the magnitude of SOC. This leads to 506 materials. Then we carry out spin-polarized calculations with and without SOC, and compute spillage using Eq.1. Setting a threshold of 0.5, we find 122 materials with high-spillage. Note that for magnetic materials, we

also screen in terms of the magnetic moment, selecting only cases with magnetic moment $>0.5 \mu_B$. As a computational note, for the spin-polarized calculations, we set the initial magnetic moment to a high initial value of $6 \mu_B$ per atom, to search for high spin configurations. After this initial screening, we find 19 magnetic-insulating, 40 magnetic-metallic, 10 non-magnetic insulating, and 53 non-magnetic metallic materials. In Table. 1, we present selected examples of each class of topological materials that we consider. The full list is given in the supplementary information. Clearly, metallic topological candidates outnumber insulators. Note that previous 2D topological material searches were mostly limited to insulators, but our approach can be extended to semimetals as well. Some of the predicted materials have already been experimentally synthesized, including $\text{Bi}_2\text{TeI}^{64}$, RuCl_3^{65} , FeTe^{66} etc., but the experimental confirmation of their topological properties is still ongoing.

In the remaining part of the discussion, we analyze the overall distribution of topological materials, and then we focus on individual topological classes, exploring a few examples. Information for other similar materials is provided in the JAVRIS-DFT database. Finally, we discuss a few cases of DFT+U and G_0W_0 +SOC calculations as a way to understand the limits of semi-local DFT calculations as screening tools for topological properties.

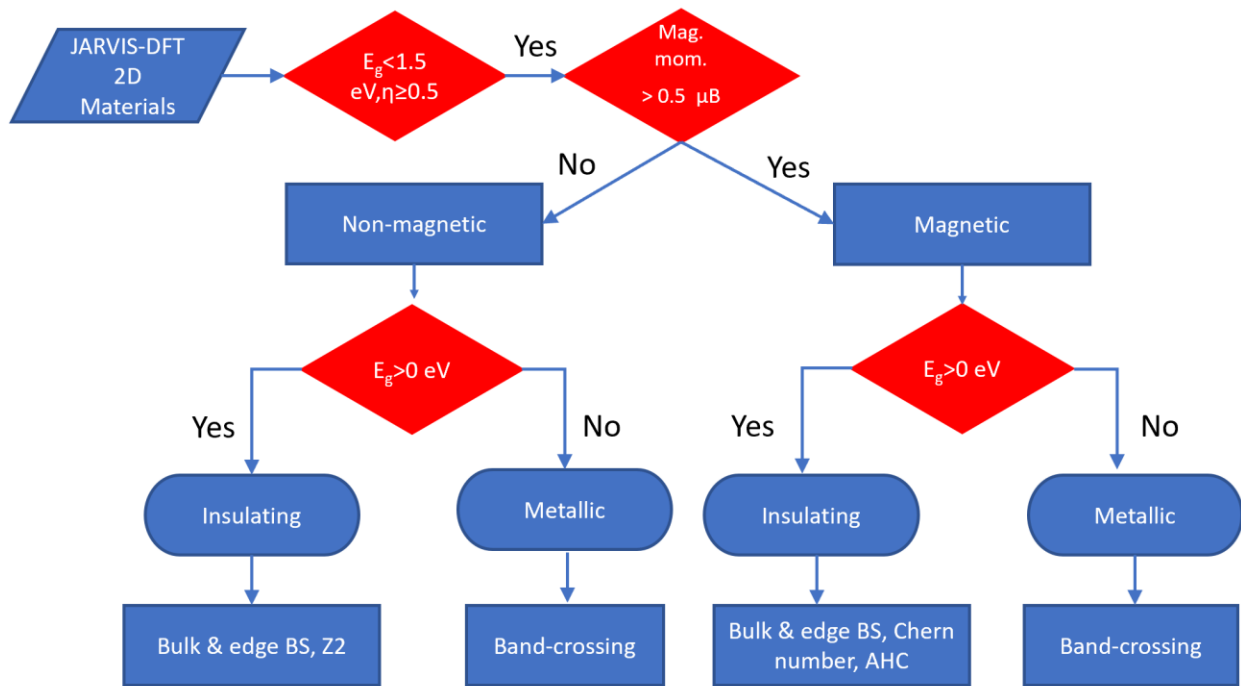


Fig. 1 Flow-chart showing the screening and analysis methodology.

2.1 Spin-orbit spillage analysis

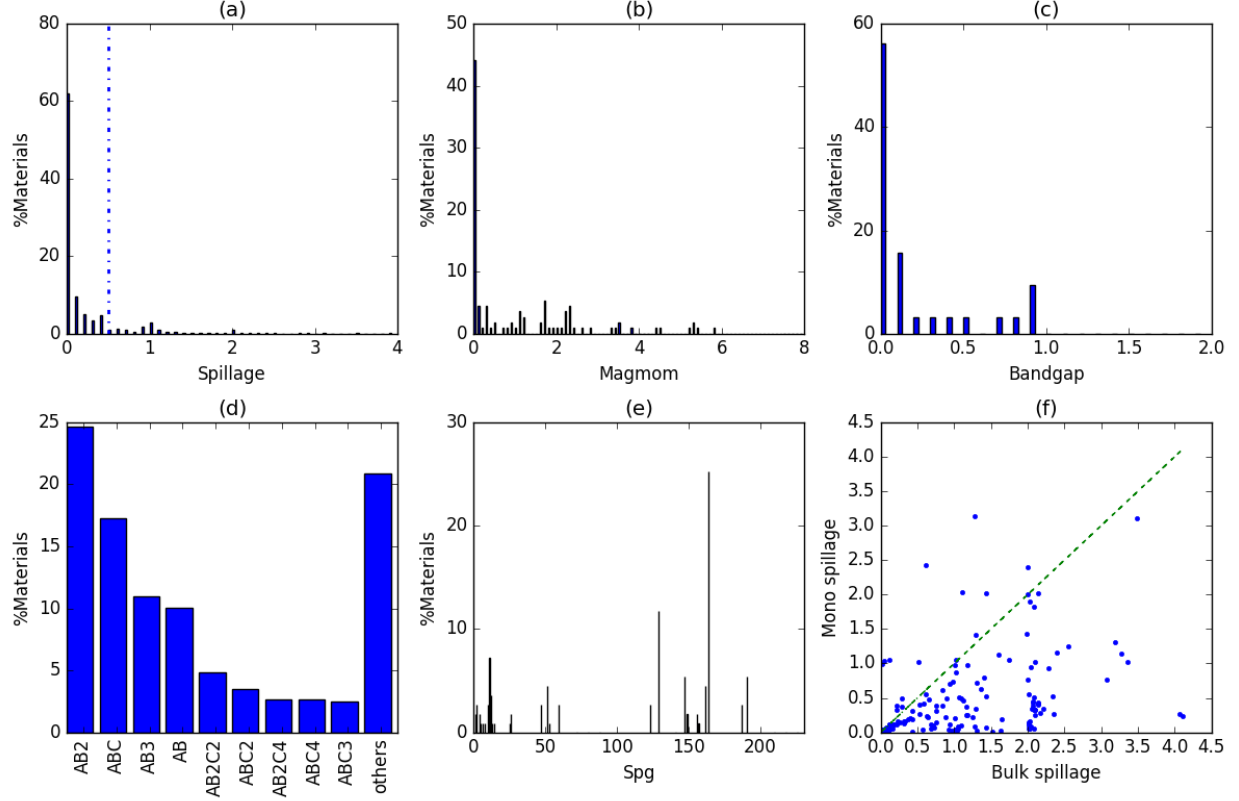


Fig. 2 Spillage assisted screening of 2D topological materials in JARVIS-DFT database. a) spillage distribution of materials. Materials with spillage ≥ 0.5 are likely to be topological, b) magnetic moment distribution for high-spillage materials, c) bandgap-distribution, d) chemical prototype distribution. Zero bandgap materials should be topological-semimetals., e) space-group (spg) distribution for high spillage materials, f) spillage of bulk (3D) vs monolayers (2D) for non-magnetic systems.

In Figure 2 we show the spillage-based distribution for two-dimensional materials. We find that 122 materials have high spillage (with a threshold 0.5). The spillage criterion does, therefore, eliminate many materials, as shown in Fig. 2a. The 122 selected materials include both magnetic and non-magnetic materials, as well as both metals and insulators, and contains examples with a

variety of chemical prototypes and crystal structures. The magnetic moments of topological materials range from 0 to 6 μB , as shown in Fig. 2b. The most common topological 2D material types are AB_2 , ABC , AB_3 , and AB . Note that in experimental synthesis it might be easier to synthesize simple chemical prototypes such as AB or 1:1 structures. Hence, having a variety of chemical prototypes provides a vast amount of opportunity for synthesis. We find that most of the high-spillage materials belong to highly symmetric space groups, as shown in Fig. 2e. This is consistent with our previous 3D topological materials search. A comparison of 3D and 2D spillage in 2f indicates that the 2D-monolayer spillage values are generally lower than their 3D-bulk counterparts, but the trend is rather weak. This may be explained in part by quantum confinement in 2D-monolayers tending to increase band gaps.

Table 1. Examples of various classes of 2D topological materials using spillage (η) and Wannier calculations. JID represents the JARVIS-ID, Spg. the spacegroup, E_g the bandgap (eV), E_f the exfoliation energy (meV/atom), η the spillage, TopoClass the topological class of the material, T_c the Curie temperature. Here, QSHI, QAHI, NM-Semi, M-Semi represents quantum spin Hall insulators, quantum anomalous Hall insulators, non-magnetic semimetals and magnetic semimetals.

Formula	JID	Spg.	E_g (eV)	η	E_f (meV/atom)	TopoClass	T_c (K)
Bi_2TeI	6901	$P\bar{3}m1$	0.053	3.1	43.9	QSHI	-
BiI	6955	C2/m	0.145	3.1	77.7	QSHI	-
HfTe_5	19987	Pmmn	0.074	0.61	88.3	QSHI	-
TaIrTe_2	6238	$P2_1/m$	0.034	1.02	100.4	QSHI	-
ZrFeCl_6	13600	P312	0.011	1.01	72.0	QAHI	5.3
CoBr_2	6034	$P\bar{3}m1$	0.019	1.00	75.5	QAHI	17.7
$\text{VAg(PSe}_3)_2$	60525	C2	0.018	0.50	74.7	QAHI	-

Ti₂Te₂P	27864	$P\bar{3}m1$	0.0	1.06	58.9	NM-Semi	-
ZrTiSe₄	27780	P2/m	0.0	2.00	96.1	NM-Semi	-
MoS₂	730	$R\bar{3}m$	0.0	0.98	89.4	NM-Semi	-
AuTe₂	27775	$P\bar{3}m1$	0.0	0.50	317.6	NM-Semi	-
MnSe	14431	P4/nmm	0.0	0.82	81.8	M-Semi	--
FePSe₃	27940	$P\bar{3}m1$	0	1.07	74.9	M-Semi	148.3
FeTe	6667	P4/nmm	0.0	1.2	90.2	M-Semi	224.7
CoO₂	31379	C2/m	0.0	2.01	-	M-Semi	-
TiCl₃	13632	$P\bar{3}m1$	0.0	0.62	72.4	M-Semi	--
VBr₂O	6832	Pmmm	0.0	0.45	67.7	M-Semi	-
Co (OH)₂	28106	C2/m	0.0	2.1	-	M-Semi	--

2.2 Individual case studies

2.2.1 Quantum Spin Hall Insulator (QSHI)

Some of the semiconducting non-magnetic materials with high-spillage that we identified are: BiI (JVASP-6955), TiI₃ (JVASP-6118), TaIrTe₂ (JVASP-6238), Bi₂TeI (JVASP-6901) and Bi (JVASP-20002). Materials such as 2D-Bi⁶⁷ are experimentally known as QSHI. The fact that we find them using the spillage criteria further supports the applicability of this method to 2D materials. In order to computationally confirm that they are QSHI, we calculate the Z₂ index for a few candidates (BiI, TiI₃, Bi, Bi₂TeI). We find these materials indeed have non-zero indices. We show examples of high spillage QSHI in Fig. 3. We observe high spillage peaks for all three

materials (Fig. 3a,d,g), which occur near the Z and Gamma points. It is difficult to observe band-inversion in Fig. c because all the states near E_f are derived from Bi orbitals, so the orbital-projected bandstructure doesn't show any obvious band-inversion. However, the spillage method suggests such inversion as in Fig. 3e. In all of these cases, we find that the bulk (Fig. 2b,e,h) is insulating while the edge states (Fig. 2c,f,i) are conducting, with Dirac dispersions at appropriate high symmetry points, as expected for QSHI.

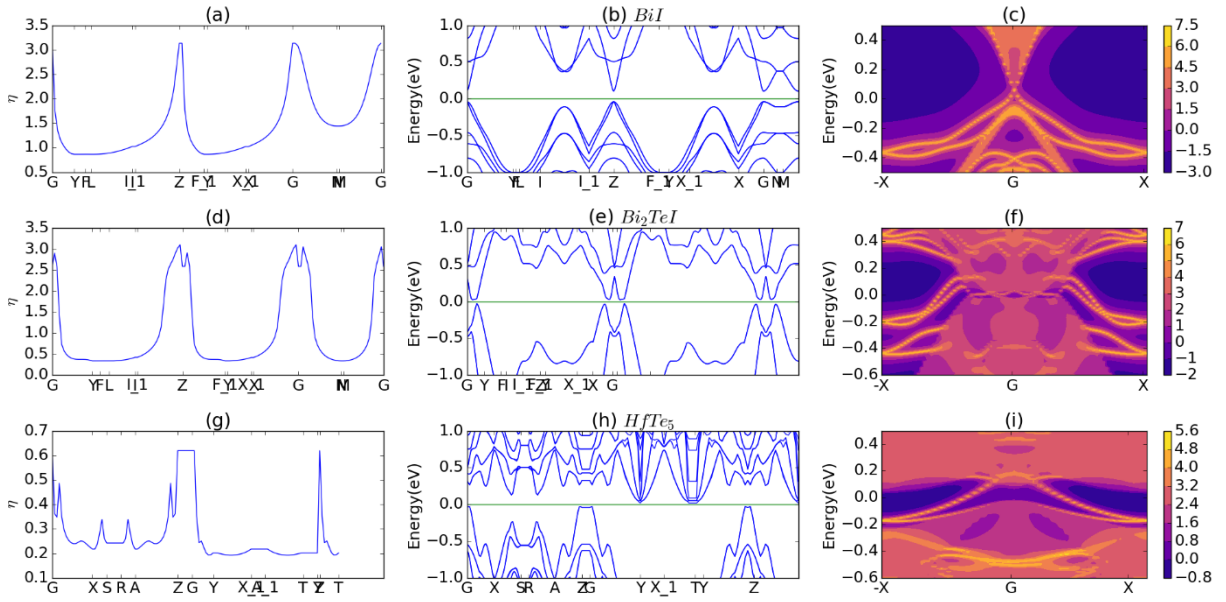


Fig. 3 Examples of quantum spin Hall insulators (QSHI) with spillage (a,d,g), surface (b,e,h), and edge bandstructure (c,f,i) plots. (a,b,c) for BiI , (d,e,f) for Bi_2TeI , (g,h,i) for $HfTe_5$. In (c,f,i) the color scale represent the electron occupation. The Fermi energy is set to zero in all band structure plots.

2.2.2 Quantum Anomalous Hall Insulator (QAHI)

Next, we investigate the candidates for QAHI materials. We have 19 such candidates after screening for spillage >0.5 , bandgap >0.0 , magnetic moment >0.5 . We carry out Chern number calculations, finding several QAHI materials. Note that these were obtained using DFT calculations only, i.e. without DFT+U or G_0W_0 corrections; such corrections will be discussed later. Some of the materials with non-zero Chern numbers are: CoCl_2 (JVASP-8915), $\text{VAg}(\text{PSe}_3)_2$ (JVASP-60525), ZrFeCl_6 (JVASP-13600). We show the surface and edge band-structures as well as anomalous Hall conductivity (AHC) in Fig 4 for $\text{VAg}(\text{PSe}_3)_2$ and ZrFeCl_6 . They both have Chern number equal to 1. Correspondingly, there is a single edge channel that connects the valence band (VB) to the conduction band (CB) (Fig 4 c, d), which carries the quantized AHC (Fig 4 d, h). Like QSHI, QAHI materials have gapped surfaces (Fig 4 b, f) but conducting edges.

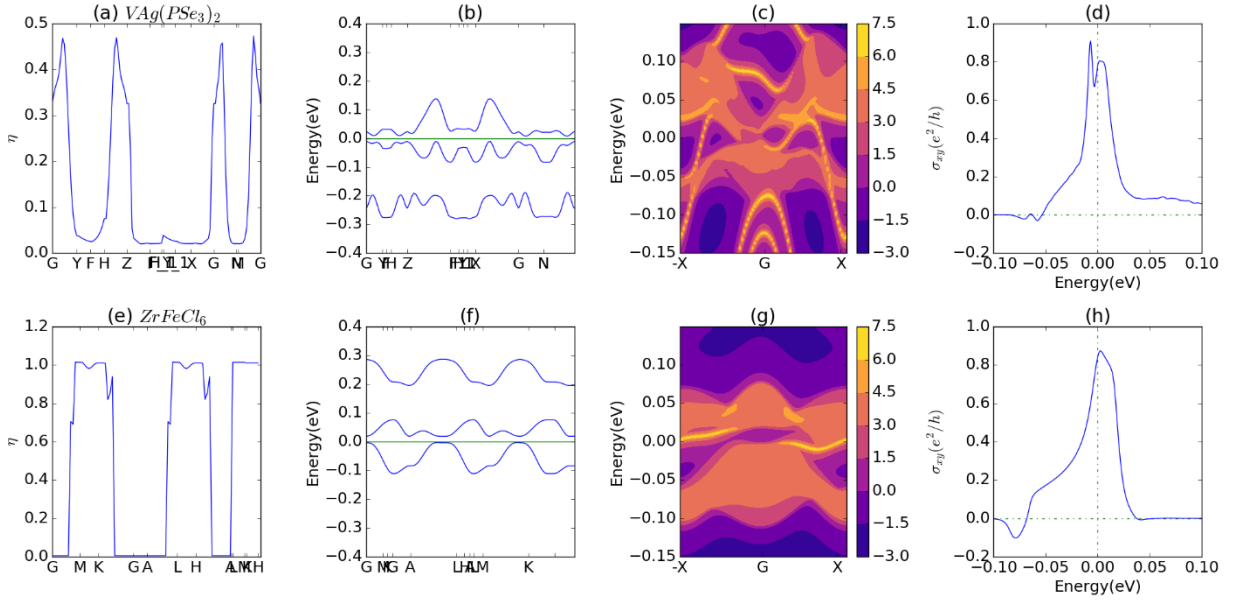


Fig. 4 Examples of quantum anomalous Hall insulators (QAHI) with spillage (a,e), surface (b,f), and edge bandstructure (c,g), and anomalous Hall conductivity (AHC) (d,h) plots. (a,b,c,d) for $\text{VAg}(\text{PSe}_3)_2$, (e,f,g,h) for ZrFeCl_6 . The Fermi energy is set to zero in all band structure plots.

2.2.3 Non-magnetic semimetals

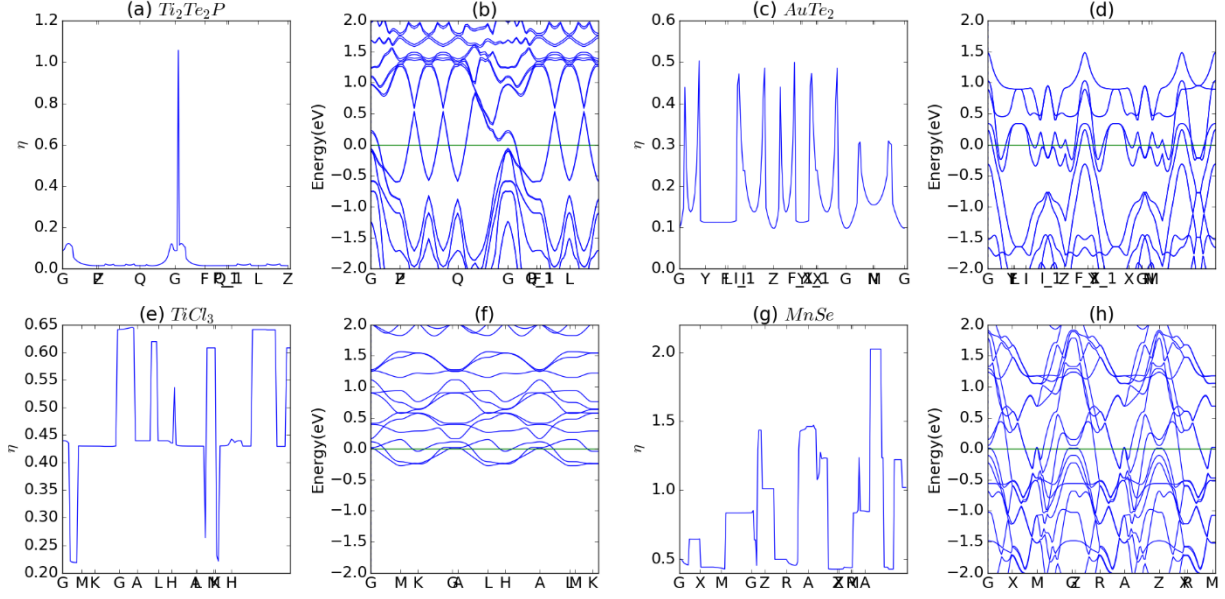


Fig. 5 Examples of non-magnetic (a,b,c,d) and magnetic (e,f,g,h) topological semimetals with spillage (a,c,e,g) and surface bandstructure (b,d,f,g) plots. a-b) $\text{Ti}_2\text{Te}_2\text{P}$, c-d) AuTe_2 e-f) TiCl_3 g-h) MnSe

Next, we identify the non-magnetic topological semimetals. This is more challenging than analyzing insulators because there are no specific Z_2 /Chern-like indices for such materials. Rather we look for Weyl/Dirac nodes between the nominal valence and conduction bands. Examples of semimetals we found and confirmed with Wannier based methods are MoS_2 (JVASP-730), AuTe_2 (JVASP-27775), $\text{Ti}_2\text{Te}_2\text{P}$ (JVASP-27864) and ZrTiSe_4 (JVASP-27780). The complete list of found topological semimetals is given in the supplementary information section, together with their spillage values. As is evident from Fig. 5 a and c, the spillage plots have spiky peaks that

represent band-inversion. For $\text{Ti}_2\text{Te}_2\text{P}$ the band-crossing is slightly below the Fermi level while for ZrTiSe_4 it is very close to the Fermi level. It is often possible to shift the Fermi-level of 2D materials via electrostatic or chemical doping, so band-crossings slightly away from Fermi-level can still have observable effects.

2.2.4 Magnetic semimetals

Finally, we look at ferromagnetic phases with band crossings, which are all Weyl crossings. We find band crossings near the Fermi level in MnSe (JVASP-14431), FeTe (JVASP-6667), CoO_2 (JVASP-31379), TaFeTe_3 (JVASP-60603), TiCl_3 (JVASP-13632), $\text{Co}(\text{HO})_2$ (JVASP-28106) all of which have non-symmorphic symmetries that can protect band crossings⁴⁰. Also, we find crossings in VBr_2O (JVASP-6832), which has a double point group (mmm) that allows two-dimensional irreducible representations. In Fig 5e, we discuss TiCl_3 (JVASP-13632), a representative magnetic semimetal. The Weyl point occurs just above the Fermi level along the high symmetry line between Γ and M, as shown in Fig. 5f. Unfortunately, the valence band dips below the Fermi level at K, adding extra bands to the Fermi level. Similarly, in the case of MnSe the crossings are above the Fermi-level as shown in Fig. 5g and h. Note that the bandgaps and magnetic moments of the above systems are heavily dependent on the calculation method. This limitation of the methodology is discussed later.

2.3 Magnetic ordering

In addition to the electronic structure, we report the magnetic ordering of the structures and Curie temperature obtained using the method described in Ref.⁵⁶ model. Many of the examples we consider have either lower energy anti-ferromagnetic (AFM) phases or are ferromagnetic (FM) but with spins in-plane, but for the remaining materials, which we predict to be FM at finite

temperature, we present their Curie temperatures and Chern numbers in Table 1. We find that T_c of FeTe is unusually high because of the high J parameter resulting from the AFM configuration. The FePS₃ and FeTe have T_c higher than CrI₃, which suggests they can be used for above liquid nitrogen temperature T_c topological applications. On the other hand, the T_c of ZrFeCl₆ is very low, which is consistent with the large separation between Fe atoms in that crystal structure. As a next step, it would be interesting to study the layer dependence of T_c , which is beyond the scope of present work.

2.4 Limitations of GGA-based Calculations

Next, we investigate the reliability of our calculations for a few systems using GGA+U^{58,59} and G₀W₀+SOC⁶¹⁻⁶³ methods. We note that fully *ab initio* beyond-DFT methods like G₀W₀ are very time-consuming, and hence unfeasible for a high-throughput search, while GGA+U is computationally fast, but has an adjustable parameter that limits predictive power. In Fig. 6a we show the GGA+U dependence of bandgaps and Chern numbers of ZrFeCl₆. We find that as we increase the U parameter, ZrFeCl₆ has a non-zero Chern number only for $U < 0.2$. This indicates that Chern behavior can be quite sensitive to U. Similar behavior was also observed for FeX₃ (X=Cl,Br,I) by Li³⁵, where the critical value of U varies from 0.43 to 0.80 eV. In Fig. 6b we show how G₀W₀+SOC can change the band gaps for VAgP(Se₃)₂, an example QAHI. In this case, G₀W₀+SOC increases the bandgap (0.018 eV vs 0.103 eV), but the band-shapes remain very similar, and the topology is non-trivial even in the G₀W₀+SOC calculation. However, for the other cases, we found that the band gap increase was substantial (Table. 2), and caused the bands to become un-inverted, resulting in trivial materials. We note that G₀W₀+SOC can also predict incorrect band-structures, especially for correlated transition metal compounds⁶⁸. Here we are using only single-shot GW (G₀W₀), and more accurate results could be obtained by using fully

self-consistent (sc)-GW⁶³, which is not carried out here due to the very high computational cost. Also, note that the bandgaps, magnetic moments can also depend on the selection of pseudopotentials. Fully accurate *ab initio* calculations of 2D magnetic materials remain very challenging, even for a single material, with techniques like dynamical mean field theory (DMFT) and quantum Monte-Carlo (QMC) as possible approaches for future work.

Table. 2 Comparison of PBE+SOC and G_0W_0 +SOC bandgaps.

E_g (eV)	PBE+SOC	G_0W_0 +SOC
ZrFeCl₆	0.011	1.302
VAg(PSe₃)₂	0.018	0.103
RuCl₃	0.0	0.50

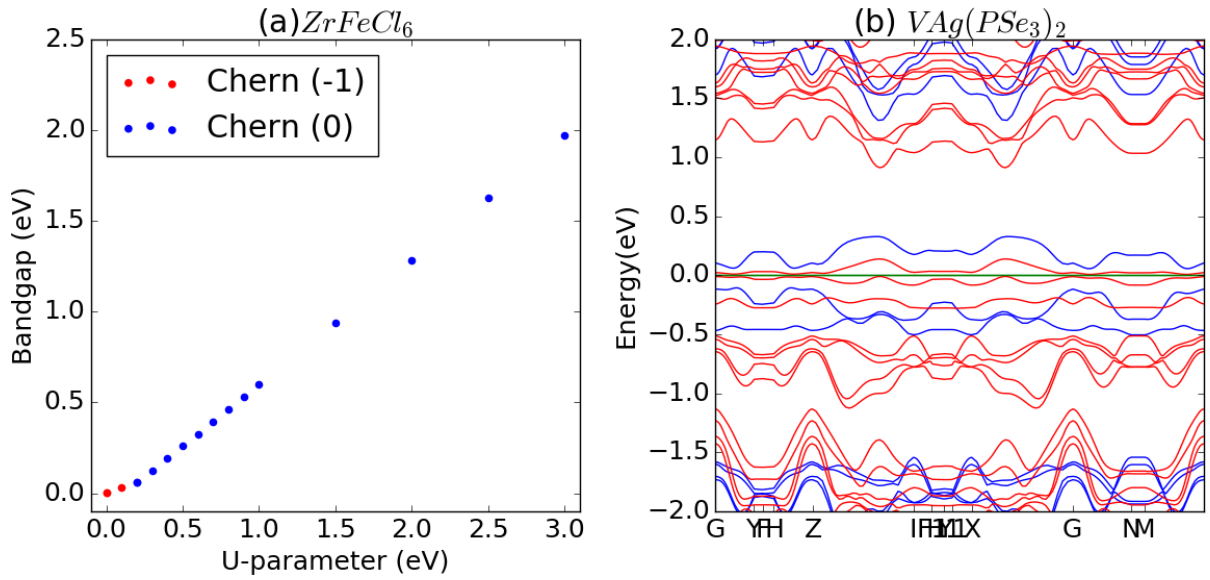


Fig. 6 Effect of beyond DFT methods on the electronic structure using DFT+U and G_0W_0 methods. a) DFT+U effect on Chern number for $ZrFeCl_6$, b) bandstructure of $VAg(PSe_3)_2$ without (red) and with G_0W_0+SOC (blue) method.

3 Conclusions

We have presented a comprehensive search of 2D topological materials, including both magnetic and non-magnetic materials, and considering insulating and metallic phases. Using the JARVIS-DFT 2D material dataset, we first identify materials with high spin-orbit spillage, resulting in 122 materials. Then we use Wannier-interpolation to carry-out Z_2 , Chern-number, anomalous Hall conductivity, Curie temperature, and surface and edge state calculations to identify topological insulators and semimetals. For a subset of predicted QAHI materials, we run G_0W_0+SOC and GGA+U calculations. We find that as we introduce many-body effects, only a few materials retain a non-trivial band-topology, suggesting that higher-level electronic structure methods will be necessary to fully analyze the topological properties of 2D materials. However, we believe that as an initial step, the automated spillage screening and Wannier-approach provides useful predictions for finding new topological materials.

4 Methods

DFT calculations were carried out using the Vienna Ab-initio simulation package (VASP)^{49,50} software using the workflow given on our github page (<https://github.com/usnistgov/jarvis>). Please note commercial software is identified to specify procedures. Such identification does not imply recommendation by National Institute of Standards and Technology (NIST). We use the

OptB88vdW functional⁵¹, which gives accurate lattice parameters for both vdW and non-vdW (3D-bulk) solids⁴¹. We optimize the crystal-structures of the bulk and monolayer phases using VASP with OptB88vdW and then use PBE+SOC on the relaxed structures⁴⁷. The crystal structure was optimized until the forces on the ions were less than 0.01 eV/Å and energy less than 10⁻⁶ eV. We also use G₀W₀+SOC and DFT+U on selected structures. We use Wannier90⁵² and Wannier-tools⁵³ also to perform the Wannier-based evaluation of topological invariants.

First, out of 963 2D monolayer materials, we identify materials with bandgap < 1.0 eV, and heavy elements (atomic weight ≥ 65). We calculate the exfoliation energy of a 2D material as the difference in energy per atom for bulk and monolayer counterparts⁴¹. Then we use the spillage technique to quickly narrow down the number of possible materials. We calculate the spin-orbit spillage, $\eta(\mathbf{k})$, given by the following equation:

$$\eta(\mathbf{k}) = n_{occ}(\mathbf{k}) - \text{Tr}(P\tilde{P}) \quad (1)$$

where,

$P(\mathbf{k}) = \sum_{n=1}^{n_{occ}(\mathbf{k})} |\psi_{n\mathbf{k}}\rangle\langle\psi_{n\mathbf{k}}|$ is the projector onto the occupied wavefunctions without SOC, and \tilde{P} is the same projector with SOC for band n and k-point \mathbf{k} . Here, ‘Tr’ denotes trace over the occupied bands. We can write the spillage equivalently as:

$$\eta(\mathbf{k}) = n_{occ}(\mathbf{k}) - \sum_{m,n=1}^{n_{occ}(\mathbf{k})} |M_{mn}(\mathbf{k})|^2 \quad (2)$$

where $M_{mn}(\mathbf{k}) = \langle\psi_{m\mathbf{k}}|\tilde{\psi}_{n\mathbf{k}}\rangle$ is the overlap between occupied Bloch functions with and without SOC at the same wave vector \mathbf{k} . If the SOC does not change the character of the occupied wavefunctions, the spillage will be near zero, while a band inversion will result in a large spillage. Then we run Wannier based Chern and Z₂-index calculations for these materials.

The Chern number, C is calculated over the Brillouin zone, BZ, as:

$$C = \frac{1}{2\pi} \sum_n \int_{BZ} d^2 \mathbf{k} \Omega_n \quad (3)$$

$$\Omega_n(\mathbf{k}) = -\text{Im} \langle \nabla_{\mathbf{k}} u_{n\mathbf{k}} | \times | \nabla_{\mathbf{k}} u_{n\mathbf{k}} \rangle = \sum_{m \neq n} \frac{2\text{Im} \langle \psi_{n\mathbf{k}} | \hat{v}_x | \psi_{m\mathbf{k}} \rangle \langle \psi_{m\mathbf{k}} | \hat{v}_y | \psi_{n\mathbf{k}} \rangle}{(\omega_m - \omega_n)^2} \quad (4)$$

Here, Ω_n is the Berry curvature, $u_{n\mathbf{k}}$ being the periodic part of the Bloch wave in the n th band, $E_n = \hbar\omega_n$, v_x and v_y are velocity operators. The Berry curvature as a function of \mathbf{k} is given by:

$$\Omega(\mathbf{k}) = \sum_n f_{n\mathbf{k}} \Omega_n(\mathbf{k}) \quad (5)$$

Then, the intrinsic anomalous Hall conductivity (AHC) σ_{xy} is given by:

$$\sigma_{xy} = -\frac{e^2}{\hbar} \int_{BZ} \frac{d^3 \mathbf{k}}{(2\pi)^3} \Omega(\mathbf{k}) \quad (6)$$

In addition to searching for gapped phases, we also search for Dirac and Weyl semimetals by numerically searching for band crossings between the highest occupied and lowest unoccupied band, using the algorithm from WannierTools⁵³. This search for crossings can be performed efficiently because it takes advantage of Wannier-based band interpolation. In an ideal case, the band crossings will be the only points at the Fermi level; however, in most cases, we find additional trivial metallic states at the Fermi level. The surface spectrum was calculated by using the Wannier functions and the iterative Green's function method^{54,55}.

For magnetic systems, we primarily screen the ferromagnetic phase, with spins oriented out of the plane, which we expect is possible to achieve experimentally in most cases, using an external field if necessary. We initialize the magnetic moment with $6\mu_B$ for spin-polarized calculations. For a subset of interesting compounds, we perform a set of three additional calculations: ferromagnetic with spins in-plane, and antiferromagnetic with spins in- and out-of-plane. With these energies,

we can fit a minimal magnetic model and calculate an estimated Curie temperature for ferromagnetic materials with out-of-plane spins, using the method of Ref.⁵⁶, which takes into account exchange constants and magnetic anisotropy. Magnetic anisotropy that favors out-of-plane spin is crucial to enable long-range magnetic ordering in two-dimensions following the Mermin-Wagner theorem⁵⁷. We consider a simple Heisenberg model Hamiltonian with nearest-neighbor exchange interactions J , single-ion anisotropy A , and nearest neighbor anisotropic exchange B :

$$H = -\frac{1}{2}\sum_{ij} J_{ij} \mathbf{S}_i \mathbf{S}_j - A \sum_j (S_i^z)^2 - \frac{1}{2}\sum_{ij} B_{ij} S_i^z S_j^z \quad (7)$$

with $J_{ij}, A, B_{ij} > 0$. The sums run over all magnetic sites and $J_{ij} = J, B_{ij} = B$ if i and j are nearest neighbors and zero otherwise. The maximum value of S_i^z denoted by S . For an Ising model, which corresponds to the limit of $A \rightarrow \infty$, the critical transition temperature is given by:

$$T_c^{Ising} = \frac{S^2 J \tilde{T}_c}{k_B} \quad (8)$$

where \tilde{T}_c is a dimensionless critical temperature with values of 1.52, 2.27, 2.27, and 3.64 for the honeycomb, quadratic, Kagomé, and hexagonal lattices respectively. However, systems with finite A , we instead use:⁵⁶

$$T_c = T_c^{Ising} f\left(\frac{\Delta}{J(2S-1)}\right) \quad (9)$$

with $\Delta = A(2S-1) + B S N_{nn}$ and $f(x) = \tanh^{\frac{1}{4}}\left[\frac{6}{N_{nn}} \log(1 + \gamma x)\right]$.

To better account for correlation effects and self-interaction error in describing transition metal elements, we apply the DFT+U method to a subset of materials^{58,59}. For a few systems, we also carry out a systematic U-scan by varying the U parameter from 0 to 3 eV and monitor changes in

the band structure⁶⁰. We also perform G_0W_0+SOC ⁶¹⁻⁶³ calculations with an ENCUTGW parameter (energy cutoff for response function) of 333.3 eV for a few materials to analyze the impact of many-body effects.

5 Data availability

The electronic structure data is made available at the JARVIS-DFT website: <https://www.ctcms.nist.gov/~knc6/JVASP.html> and <http://jarvis.nist.gov>.

6 Contributions

KC and KG developed the workflow. KC carried out the DFT calculations and analyzed the DFT data. KG carried out the magnetic ordering calculations. JJ and RP carried out the G_0W_0 based calculations. All contributed in writing the manuscript.

7 Competing interests

The authors declare no competing interests.

8 Supplementary information

Supplementary information for the spillage data is provided.

9 References

- 1 Ren, Y., Qiao, Z. & Niu, Q.. Topological phases in two-dimensional materials: a review. Reports on Progress in Physics, **79**, 066501 (2016).
- 2 Yan, B. & Zhang, S.-C. Topological materials. Reports on Progress in Physics, **75**, 096501 (2012).
- 3 Laughlin, R. B. Phys. Rev. B, Quantized Hall conductivity in two dimensions. **23**, 5632 (1981).
- 4 Thouless, D. J., Kohmoto, M., Nightingale, M. P. & den Nijs, M. Quantized Hall conductance in a two-dimensional periodic potential. Phys. Rev. Lett. **49**, 405 (1982).
- 5 Freedman, M., Kitaev, A., Larsen, M. & Wang, Z., Topological quantum computation. Bulletin of the American Mathematical Society, **40**, 31-38 (2003).

- 6 Sato, M. & Ando, Y. Topological superconductors: a review. *Reports on Progress in Physics*, **80**, 076501 (2017).
- 7 Po, H. C., Vishwanath, A. & Watanabe, H. Symmetry-based indicators of band topology in the 230 space groups. *Nature communications*, **8**, 50 (2017).
- 8 Choudhary, K., Garrity, K. F. & Tavazza, F. High-throughput Discovery of topologically Non-trivial Materials using spin-orbit spillage. *Sci. Rep.* **9**, 8534 (2019).
- 9 Slager, R.-J., Mesaros, A., Juričić, V. & Zaanen, J. The space group classification of topological band-insulators. *Nature. Physics* **9**, 98 (2013).
- 10 Bradlyn, B. *et al.* Topological quantum chemistry. *Nature* **547**, 298 (2017).
- 11 Tang, F., Po, H. C., Vishwanath, A. & Wan, X. Towards ideal topological materials: Comprehensive database searches using symmetry indicators. *arXiv preprint arXiv:1807.09744* (2018).
- 12 Tang, F., Po, H. C., Vishwanath, A. & Wan, X. Topological Materials Discovery By Large-order symmetry indicators. *arXiv preprint arXiv:1806.04128* (2018).
- 13 Tang, F., Po, H. C., Vishwanath, A. & Wan, X. Efficient Topological Materials Discovery Using Symmetry Indicators. *arXiv preprint arXiv:1805.07314* (2018).
- 14 Zhou, X. *et al.* Topological crystalline insulator states in the Ca $\text{S}_{1-x}\text{As}_x$ family. *arXiv preprint arXiv:1805.05215* (2018).
- 15 Vergniory, M., Elcoro, L., Felser, C., Bernevig, B. & Wang, Z. The (High Quality) Topological Materials In The World. *arXiv preprint arXiv:1807.10271* (2018).
- 16 Po, H. C., Vishwanath, A. & Watanabe, H. Symmetry-based indicators of band topology in the 230 space groups. *Nature Communications* **8**, 50 (2017).
- 17 Zhang, T. *et al.* Catalogue of Topological Electronic Materials. *arXiv preprint arXiv:1807.08756* (2018).
- 18 Olsen, T. *et al.* Discovering two-dimensional topological insulators from high-throughput computations. *Phys. Rev. Mat.* **3**, 024005 (2019).
- 19 Marrazzo, A., Gibertini, M., Campi, D., Mounet, N. & Marzari, N. Abundance of Z₂ topological order in exfoliable two-dimensional insulators. *arXiv:1908.08334* (2019).
- 20 Wang, D. *et al.* Two-dimensional topological materials discovery by symmetry-indicator method. *Phys. Rev. B* **100**, 195108 (2019).
- 21 Kane, C. L. & Mele, E. J. Quantum spin Hall effect in graphene. *Phys. Rev. Lett.* **95**, 226801 (2005).
- 22 Chang, C.-Z. *et al.* Experimental observation of the quantum anomalous Hall effect in a magnetic topological insulator. *Science* **340**, 167-170 (2013).
- 23 He, K., Wang, Y. & Xue, Q.-K. Topological materials: quantum anomalous Hall system. *Annual Review of Condensed Matter Physics*, **9**, 329-344 (2018).
- 24 Ezawa, M. Valley-polarized metals and quantum anomalous Hall effect in silicene. *Phys. Rev. Lett.* **109**, 055502 (2012).
- 25 Zhang, L. *et al.* Structural and electronic properties of germanene on MoS₂. *Phys. Rev. Lett.* **116**, 256804 (2016).
- 26 Lee, G.-H. *et al.* Flexible and transparent MoS₂ field-effect transistors on hexagonal boron nitride-graphene heterostructures. *ACS Nano* **7**, 7931-7936 (2013).
- 27 Qian, X., Liu, J., Fu, L. & Li, J. Quantum spin Hall effect in two-dimensional transition metal dichalcogenides. *Science*, **346**, 1344-1347 (2014).
- 28 Tang, S. *et al.* Quantum spin Hall state in monolayer 1T'-WTe₂. *Nature Physics*, **13**, 683 (2017).
- 29 Otrokov, M. M. *et al.* Highly-ordered wide bandgap materials for quantized anomalous Hall and magnetoelectric effects. *2D materials*, **4**, 025082 (2017).
- 30 Li, J. *et al.* Intrinsic magnetic topological insulators in van der Waals layered MnBi₂Te₄-family materials. *Science Advances*, **5**, eaaw5685 (2019).

- 31 Liu, C. *et al.* Quantum phase transition from axion insulator to Chern insulator in MnBi₂Te₄. arXiv:1905.00715 (2019).
- 32 Deng, Y. *et al.* Magnetic-field-induced quantized anomalous Hall effect in intrinsic magnetic topological insulator MnBi₂Te₄. arXiv:1904.11468 (2019).
- 33 Chen, P., Zou, J.-Y. & Liu, B.-G. Intrinsic ferromagnetism and quantum anomalous Hall effect in a CoBr₂ monolayer. *Physical Chemistry Chemical Physics*, **19**, 13432-13437 (2017).
- 34 Zhang, S.-H. & Liu, B.-G. Intrinsic 2D ferromagnetism, quantum anomalous Hall conductivity, and fully-spin-polarized edge states of FeBr₃ monolayer. arXiv:1706.08943 (2017).
- 35 Li, P. Prediction of intrinsic two dimensional ferromagnetism realized quantum anomalous Hall effect. *Physical Chemistry Chemical Physics*, **21**, 6712-6717 (2019).
- 36 Zhou, P., Sun, C. & Sun, L. Two dimensional antiferromagnetic chern insulator: NiRuCl₆. *Nano Lett.* **16**, 6325-6330 (2016).
- 37 Wang, H., Luo, W. & Xiang, H. Prediction of high-temperature quantum anomalous Hall effect in two-dimensional transition-metal oxides. *Phys. Rev. B.*, **95**, 125430 (2017).
- 38 Liu, H., Sun, J.-T., Liu, M. & Meng, S. Screening magnetic two-dimensional atomic crystals with nontrivial electronic topology. *J. Phys. Chem. Lett.* **9**, 6709-6715 (2018).
- 39 Garrity, K. F. & Vanderbilt, D. Chern insulators from heavy atoms on magnetic substrates. *Phys. Rev. Lett.*, **110**, 116802 (2013).
- 40 Young, S. M. & Kane, C. L. Dirac semimetals in two dimensions. *Phys. Rev. Lett.*, **115**, 126803 (2015).
- 41 Choudhary, K., Kalish, I., Beams, R. & Tavazza, F. High-throughput Identification and Characterization of Two-dimensional Materials using Density functional theory. *Scientific Reports* **7**, 5179 (2017).
- 42 Choudhary, K., Cheon, G., Reed, E. & Tavazza, F. Elastic properties of bulk and low-dimensional materials using van der Waals density functional. *Physical Review B* **98**, 014107 (2018).
- 43 Choudhary, K. *et al.* Computational screening of high-performance optoelectronic materials using OptB88vdW and TB-mBJ formalisms. *Scientific data* **5**, 180082 (2018).
- 44 Choudhary, K., Garrity, K. & Tavazza, F. Data-driven Discovery of 3D and 2D Thermoelectric Materials. arXiv:1906.06024 (2019).
- 45 Choudhary, K. *et al.* High-throughput Density Functional Perturbation Theory and Machine Learning Predictions of Infrared, Piezoelectric and Dielectric Responses. arXiv:1910.01183 (2019).
- 46 Choudhary, K. *et al.* Accelerated Discovery of Efficient Solar Cell Materials Using Quantum and Machine-Learning Methods. *Chemistry of Materials*, **31**, 15, 5900, (2019).
- 47 Choudhary, K., DeCost, B. & Tavazza, F. Machine learning with force-field inspired descriptors for materials: fast screening and mapping energy landscape. *Physical Review Materials*, **2**, 083801, (2018).
- 48 Belsky, A., Hellenbrandt, M., Karen, V. L. & Luksch, P. New developments in the Inorganic Crystal Structure Database (ICSD): accessibility in support of materials research and design. *Acta Crystallographica Section B: Structural Science* **58**, 364-369 (2002).
- 49 Kresse, G. & Furthmüller, J. Efficient iterative schemes for ab initio total-energy calculations using a plane-wave basis set. *Phys. Rev. B*, **54**, 11169 (1996).
- 50 Kresse, G. & Furthmüller, J. Efficiency of ab-initio total energy calculations for metals and semiconductors using a plane-wave basis set. *Comp. Mat. Sci.* **6**, 15-50 (1996).
- 51 Klimeš, J., Bowler, D. R. & Michaelides, A. J. Chemical accuracy for the van der Waals density functional. *J.Phys. Cond. Matt.*, **22**, 022201 (2009).
- 52 Mostofi, A. A. *et al.* wannier90: A tool for obtaining maximally-localised Wannier functions. *Comp. Phys. Comm.*, **178**, 685-699 (2008).

- 53 Wu, Q., Zhang, S., Song, H.-F., Troyer, M. & Soluyanov, A. A. WannierTools: An open-source software package for novel topological materials. *Comp. Phys. Comm.*, **224**, 405-416 (2018).
- 54 Marzari, N. & Vanderbilt, D. Maximally localized generalized Wannier functions for composite energy bands. *Phys. Rev. B* **56**, 12847 (1997).
- 55 Souza, I., Marzari, N. & Vanderbilt, D. Maximally localized Wannier functions for entangled energy bands. *Phys. Rev. B*, **65**, 035109 (2001).
- 56 Torelli, D. & Olsen, T. Calculating critical temperatures for ferromagnetic order in two-dimensional materials. *2D Materials*, (2018).
- 57 Mermin, N. D. & Wagner, H. Absence of ferromagnetism or antiferromagnetism in one-or two-dimensional isotropic Heisenberg models. *Phys. Rev. Lett.*, **17**, 1133 (1966).
- 58 Anisimov, V. I., Zaanen, J. & Andersen, O. K. Band theory and Mott insulators: Hubbard U instead of Stoner I. *Phys. Rev. B*, **44**, 943 (1991).
- 59 Dudarev, S., Botton, G., Savrasov, S., Humphreys, C. & Sutton, A. Electron-energy-loss spectra and the structural stability of nickel oxide: An LSDA+ U study. *Phys. Rev. B*, **57**, 1505 (1998).
- 60 Stevanović, V., Lany, S., Zhang, X. & Zunger, A. Correcting density functional theory for accurate predictions of compound enthalpies of formation: Fitted elemental-phase reference energies. *Phys. Rev. B*, **85**, 115104 (2012).
- 61 Hedin, L. New method for calculating the one-particle Green's function with application to the electron-gas problem. *Phys. Rev.*, **139**, A796 (1965).
- 62 Shishkin, M. & Kresse, G. Implementation and performance of the frequency-dependent G W method within the PAW framework. *Phys. Rev. B*, **74**, 035101 (2006).
- 63 Shishkin, M. & Kresse, G. Self-consistent G W calculations for semiconductors and insulators. *Phys. Rev. B*, **75**, 235102 (2007).
- 64 Rusinov, I. *et al.* Mirror-symmetry protected non-TRIM surface state in the weak topological insulator Bi₂Te₃. *Sci. Rep.*, **6**, 20734 (2016).
- 65 Do, S.-H. *et al.* Majorana fermions in the Kitaev quantum spin system α -RuCl₃. *Nature Physics*, **13**, 1079 (2017).
- 66 Uchida, E. & Kondoh, H. Magnetic Properties of FeTe. *J. Physical Society of Japan*, **10**, 357-362 (1955).
- 67 Jin, K.-H. & Jhi, Quantum anomalous Hall and quantum spin-Hall phases in flattened Bi and Sb bilayers. *Sci. Rep.*, **5**, 8426 (2015).
- 68 Van Setten, M., Giantomassi, M., Gonze, X., Rignanese, G.-M. & Hautier, G. Automation methodologies and large-scale validation for G W: Towards high-throughput G W calculations. *Phys. Rev. B*, **96**, 155207 (2017).