

# Modeling Global and Local Node Contexts for Text Generation from Knowledge Graphs

Leonardo F. R. Ribeiro<sup>†</sup>, Yue Zhang<sup>‡</sup>, Claire Gardent<sup>§</sup> and Iryna Gurevych<sup>†</sup>

<sup>†</sup>Research Training Group AIPHES and UKP Lab, Technische Universität Darmstadt

<sup>‡</sup>School of Engineering, Westlake University, <sup>§</sup>CNRS/LORIA, Nancy, France

ribeiro@aiphes.tu-darmstadt.de, yue.zhang@wias.org.cn  
claire.gardent@loria.fr, gurevych@ukp.informatik.tu-darmstadt.de

## Abstract

Recent graph-to-text models generate text from graph-based data using either global or local aggregation to learn node representations. *Global node encoding* allows explicit communication between two distant nodes, thereby neglecting graph topology as all nodes are connected. In contrast, *local node encoding* considers the relations between directly connected nodes capturing the graph structure, but it can fail to capture long-range relations. In this work, we gather the best of both encoding strategies, proposing novel models that encode an input graph combining both global and local node contexts. Our approaches are able to learn better contextualized node embeddings for text generation. In our experiments, we demonstrate that our models lead to significant improvements in KG-to-text generation, achieving BLEU scores of 17.81 on AGENDA dataset, and 63.10 on the WebNLG dataset for seen categories, outperforming the state of the art by 3.51 and 2.51 points, respectively<sup>1</sup>.

## 1 Introduction

Graph-to-text generation refers to the task of generating natural language text from input graph structures, which can be semantic representations (Konstas et al., 2017), sub-graphs from knowledge graphs (KG) (Koncel-Kedziorski et al., 2019) or other forms of structured data (Konstas and Lapata, 2013). While many recent works (Song et al., 2018; Damonte and Cohen, 2019; Ribeiro et al., 2019; Guo et al., 2019) focus on generating sentence-level outputs, a more challenging and interesting scenario emerges when the goal is to generate bigger multi-sentence text, such as a document or paragraph. In this context, the input graphs are much more diverse, representing

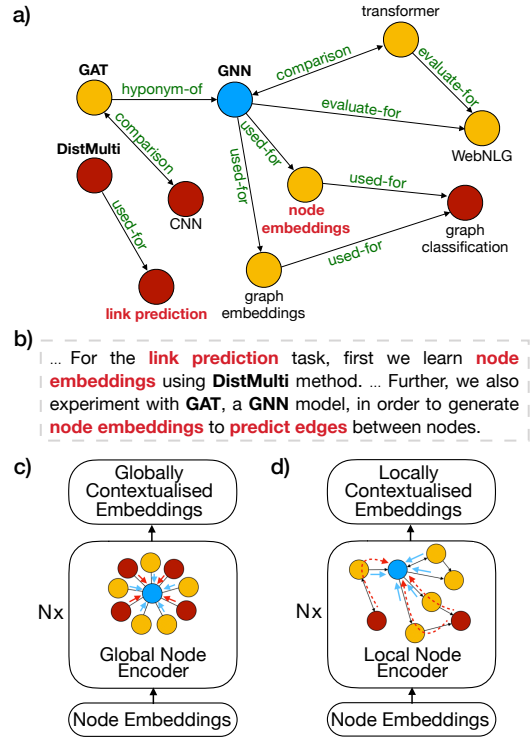


Figure 1: A graphical representation (a) of a scientific text (b). (c) A global encoder directly captures longer dependencies between any pair of nodes (blue and red arrows), but fails in capturing the graph structure. (d) A local encoder explicitly accesses information from the adjacent nodes (blue arrows) and implicitly captures distant information (dashed red arrows).

knowledge from different domains and in different ways. The task is thus more demanding since it can be necessary to select relevant parts of graph for generating a concise text, and to handle document planning issues such as order, coherence and discourse markers (Gardent et al., 2017).

A key issue in neural graph-to-text generation is how to encode graphs. The basic idea is to incrementally calculate node representations by aggregating context information. To this end, two main approaches have been proposed: (i) models based on *local node aggregation*, usually based

<sup>1</sup>Code is available at <https://github.com/UKPLab/kg2text>

on Graph Neural Networks (GNN) (Ribeiro et al., 2019; Guo et al., 2019) and (ii) models that leverage *global node aggregation*. Systems based on the global encoding strategy are typically based on Transformer architectures (Zhu et al., 2019; Cai and Lam, 2020), using self-attention to compute a node representation based on all nodes in the graph. This approach enjoys the advantage of large context range, but neglects the graph topology by effectively treating every node as being connected to all the others in the graph. In contrast, models based on local aggregation learn the representation of each node based on its adjacent nodes as defined in the input. This method effectively exploits the graph structure. However, encoding relations between distant nodes can be challenging by requiring more graph encoding layers, which can also propagate noise (Li et al., 2018).

For example, Figure 1a presents a KG, for which a corresponding text is shown in Figure 1b. The nodes *GNN* and *DistMulti* have relations with the nodes *node embeddings* and *link prediction*, respectively. Both relations are important for *GNN* and *DistMulti* during the text generation phase, but are in different connected components. As shown in Figure 1c, a global encoder can learn a node representation for *DistMulti* which captures information from indirectly connected entities such as *node embeddings*. Encoding such dependencies is important for KG verbalisation as KGs are known to be highly incomplete, often missing links between entities (Schlichtkrull et al., 2018). In addition, the global encoding can capture long-range complex dependencies between entities, supporting document planning. In contrast, the local strategy refines the node representation with richer neighborhood information, as nodes that share the same neighborhood exhibit a strong *homophily*: two entities belonging to the same topic in a KG are much more likely to be connected than at random. Consequently, the local context enriches the node representation with topic-related information from KG triples. For example, in Figure 1a, *GAT* reaches *node embeddings* through the *GNN*. This transitive relation can be captured by a local encoder, as shown in Figure 1d. Capturing this form of relationship also can support text generation at the sentence level.

In this paper, we investigate novel graph-to-text architectures that combine both *global* and *lo-*

*cal* node aggregations, gathering the benefits from both strategies. In particular, we propose a unified graph-to-text framework based on Graph Attention Networks (GAT, Veličković et al., 2018). As part of this framework, we empirically compare two main architectures: a cascaded architecture that performs global node aggregation before performing local node aggregation, and a parallel architecture that performs global and local aggregation simultaneously, before concatenating the representations. While the cascaded architecture allows the local encoder to leverage global encoding features, the parallel architecture allows more independent features to compliment each other. To further consider fine-grained integration, we additionally consider layer-wise integration of global and local encoders.

Extensive experiments show that our approaches consistently outperform recent models on two benchmarks for text generation from KGs, giving the best reported results so far. Compared with parallel structures, cascaded structures give better performance with smaller numbers of parameters. To the best of our knowledge, we are the first to consider integrating global and local context aggregation in graph-to-text generation, and the first to propose a unified GAT structure for integrating global and local aggregation.

## 2 Related Work

Early efforts for graph-to-text generation employ statistical methods (Flanigan et al., 2016; Pourdamghani et al., 2016; Song et al., 2017). Recently, several neural graph-to-text models have exhibited success by leveraging different encoder mechanisms based on GNN and Transformer architectures, learning effective latent graph representations.

**AMR-to-Text Generation** Recent neural models have been applied to sentence-level generation from Abstract Meaning Representation (AMR) graphs. Konstas et al. (2017) provide the first neural approach for this task, by linearising the input graph as a sequence of nodes and edges. Song et al. (2018) propose the graph recurrent network (GRN) to directly encode the AMR nodes, whereas Beck et al. (2018) develop a model based on GGNNs (Li et al., 2016). However, both approaches only employ local node aggregation strategies. Damonte and Cohen (2019) and Ribeiro et al. (2019) develop models employing

GNNs and LSTMs, in order to learn complementary node contexts. Recent methods (Zhu et al., 2019; Cai and Lam, 2020) employ Transformers to learn globalized node representations, modeling graph paths in order to capture structural relations between nodes. We go a step further in this direction, combining global node representations with local neighborhood node representations learned by GNN models.

**KG-to-Text Generation** Recent research efforts aim to generate fluent text from KG triples, often requiring multiple sentences. The WebNLG (Gardent et al., 2017) challenge consists of generating meaningful text from DBPedia graphs. In this challenge, neural encoder-decoder systems, such as ADAPT, present strong results, encoding linearized triple sets. In a recent approach, Moryossef et al. (2019) separate the generation into planning and realization stages, showing that high-quality inputs enhance the text generation process. Trisedya et al. (2018) develop an encoder based on LSTM that captures relationships within a triple and among triples. Castro Ferreira et al. (2019) introduce a systematic comparison between pipeline and neural end-to-end approaches for text generation from RDF graphs. Nevertheless, those approaches consider the triples as separated structures, not explicitly considering the graph topology. To explicitly encode the graph structure, Marcheggiani and Perez Beltracchini (2018) propose an encoder based on graph convolutional networks (GCN) and show superior performance compared to LSTMs. Our work is related to Koncel-Kedziorski et al. (2019) who propose a transformer-based approach that only focuses on the relations between directly connected nodes. However, our models focus on both global and local node relations, capturing complementary graph contexts.

### 3 Graph-to-Text Model

In this section, we describe (i) the general concept of GNNs; (ii) the proposed local and global graph encoders; (iii) the graph transformation adopted to create a relational graph from the input; and (iv) the various combined global and local graph architectures.

#### 3.1 Graph Neural Networks (GNN)

Formally, let  $\mathcal{G} = (\mathcal{V}, \mathcal{E}, \mathcal{R})$  denote a multi-relational graph<sup>2</sup> with nodes  $u, v \in \mathcal{V}$  and labelled edges  $(u, r, v) \in \mathcal{E}$ , where  $r \in \mathcal{R}$  represents the relation between  $u$  and  $v$ . GNNs work by iteratively learning a representation vector  $h_v$  of a node  $v \in \mathcal{V}$  based on both its context node neighbors and edge features, through an information propagation scheme. More formally, the  $l$ -th layer aggregates the representations of  $v$ 's context nodes:

$$h_{\mathcal{N}(v)}^{(l)} = \text{AGGR}^{(l)}(\{(h_u^{(l-1)}, r_{vu}) : u \in \mathcal{N}(v)\}),$$

where  $\text{AGGR}^{(l)}(\cdot)$  is an aggregation function, shared by all nodes on the  $l$ -th layer.  $r_{vu}$  represents the relation between  $v$  and  $u$ .  $\mathcal{N}(v)$  is a set of context nodes for  $v$ . In most GNNs, the context nodes are those adjacent to  $v$ .

The aggregated context representation is used to update the representation of  $v$ :

$$h_v^{(l)} = \text{COMBINE}^{(l)}(h_v^{(l-1)}, h_{\mathcal{N}(v)}^{(l)}).$$

After  $l$  iterations, a node's representation encodes the structural information within its  $l$ -hop neighborhood. The choices of  $\text{AGGR}^{(l)}(\cdot)$  and  $\text{COMBINE}^{(l)}(\cdot)$  differ by the specific GNN model. An example of  $\text{AGGR}^{(l)}(\cdot)$  is the sum of the representations of  $\mathcal{N}(v)$ . An example of  $\text{COMBINE}^{(l)}(\cdot)$  is a concatenation after the feature transformation.

#### 3.2 Global Graph Encoder

A global graph encoder aggregates a global context for updating each node, by treating the graph as fully connected (see Figure 1c). We use the attention mechanism as the message passing scheme, extending the self-attention network structure of Transformer (Vaswani et al., 2017) to a GAT structure. In particular, we compute a layer of the *global convolution* for a node  $v \in \mathcal{V}$ , which takes the input feature representations  $h_v$  as input, adopting  $\text{AGGR}^{(l)}(\cdot)$  as:

$$h_{\mathcal{N}(v)} = \sum_{u \in \mathcal{V}} \alpha_{vu} W_g h_u, \quad (1)$$

where  $W_g \in \mathbb{R}^{d_v \times d_z}$  is a model parameter. The attention weight  $\alpha_{vu}$  is calculated as:

$$\alpha_{vu} = \frac{\exp(e_{vu})}{\sum_{k \in \mathcal{V}} \exp(e_{vk})}, \quad (2)$$

<sup>2</sup>In this paper, multi-relational graphs refer to directed graphs with labelled edges.

where,

$$e_{vu} = \left( (W_q h_v)(W_k h_u) \right) / d_z \quad (3)$$

is the attention function which measures the *global importance* of node  $u$ 's features to node  $v$ .  $W_q, W_k \in \mathbb{R}^{d_v \times d_z}$  are model parameters and  $d_z$  is a scaling factor.

**Multi-head Attention.** To capture distinct relations between nodes,  $K$  different global convolutions are calculated and concatenated:

$$\tilde{h}_{\mathcal{N}(v)} = \parallel_{k=1}^K \tilde{h}_{\mathcal{N}(v)}^{(k)}. \quad (4)$$

Finally, we define  $\text{COMBINE}^{(l)}(\cdot)$  employing layer normalization (LayerNorm) and a fully connected feed-forward network (FFN), in a similar way as the transformer architecture:

$$\begin{aligned} \hat{h}_v &= \tilde{h}_{\mathcal{N}(v)} + h_v, \\ \tilde{h}_v &= \text{LayerNorm}(\hat{h}_v), \\ h_v^{\text{global}} &= \text{FFN}(\tilde{h}_v) + \hat{h}_v. \end{aligned} \quad (5)$$

This strategy creates an artificial complete graph with  $\mathcal{O}(n^2)$  edges. Note that the global encoder do not consider the edge relations between nodes. In particular, if the labelled edges were considered, the self-attention space complexity would increase to  $\Theta(|\mathcal{R}| n^2)$ .

### 3.3 Local Graph Encoder

The representation  $h_v^{\text{global}}$  captures macro relationships from  $v$  to all other nodes in the graph. However, this representation lacks both structural information regarding the local neighborhood of  $v$  and the graph topology. Also, it does not capture typed relations between nodes (see Equations 1 and 3). In order to capture those crucial graph information and impose a strong relational inductive bias, we build a local graph encoder by employing a modified version of GAT augmented with relational weights. In particular, we compute a layer of the *local convolution* for a node  $v \in \mathcal{V}$ , adopting  $\text{AGGR}^{(l)}(\cdot)$  as:

$$h_{\mathcal{N}(v)} = \sum_{(u,r) \in \tilde{\mathcal{N}}(v)} \alpha_{vu} W_r h_u, \quad (6)$$

where  $W_r \in \mathbb{R}^{d_v \times d_z}$  encodes the relation  $r \in \mathcal{R}$  between  $v$  and  $u$ .  $\tilde{\mathcal{N}}(v) = \mathcal{N}(v) \cup v$  and  $\mathcal{N}(v)$  is a set of nodes adjacent to  $v$ . The attention coefficient  $\alpha_{vu}$  is computed as:

$$\alpha_{vu} = \frac{\exp(e_{vu})}{\sum_{(k,r) \in \tilde{\mathcal{N}}(v)} \exp(e_{vk})}, \quad (7)$$

where,

$$e_{vu} = \sigma(a^\top [W_r h_v \parallel W_r h_u]) \quad (8)$$

is the attention function which calculates the relative importance of adjacent nodes, considering typed relations.  $\sigma$  is an activation function,  $\parallel$  denotes concatenation and  $a$  is a model parameter.

We employ multi-head attentions to learn local relations in different perspectives, as in Equation 4, generating  $\check{h}_{\mathcal{N}(v)}$ . Finally, we define  $\text{COMBINE}^{(l)}(\cdot)$  as:

$$h_v^{\text{local}} = \text{RNN}(h_v, \check{h}_{\mathcal{N}(v)}), \quad (9)$$

where we employ as RNN a Gated Recurrent Unit (GRU) (Cho et al., 2014). GRU facilitates information propagation between local layers. This choice is motivated by recent works (Xu et al., 2018; Dehmamy et al., 2019) that theoretically demonstrate that sharing information between layers helps the structural signals propagate. In a similar direction, AMR-to-text generation models employ LSTMs (Song et al., 2017) and dense connections (Guo et al., 2019) between GNN layers.

### 3.4 Graph Preparation

We represent a KG as a multi-relational graph  $\mathcal{G}_e = (\mathcal{V}_e, \mathcal{E}_e, \mathcal{R})$  with entity nodes  $e \in \mathcal{V}_e$  and labeled edges  $(e_h, r, e_t) \in \mathcal{E}_e$ , where  $r \in \mathcal{R}$  denotes the relation existing from the entity  $e_h$  to  $e_t$ .<sup>3</sup>

Unlike other current approaches (Koncel-Kedziorski et al., 2019; Moryossef et al., 2019), we represent an entity as a set of nodes. Formally, we transform each  $\mathcal{G}_e$  into a new graph  $\mathcal{G} = (\mathcal{V}, \mathcal{E}, \mathcal{R})$ , where each token of an entity  $e \in \mathcal{V}_e$  becomes a node  $v \in \mathcal{V}$ . We convert each edge  $(e_h, r, e_t) \in \mathcal{E}_e$  into a set of edges (with the same relation  $r$ ) and connect every token of  $e_h$  to every token of  $e_t$ . That is, an edge  $(u, r, v)$  will belong to  $\mathcal{E}$  if and only if there exists an edge  $(e_h, r, e_t) \in \mathcal{E}_e$  such that  $u \in e_h$  and  $v \in e_t$ . We represent each node  $v \in \mathcal{V}$  with an embedding  $h_v^0 \in \mathbb{R}^{d_v}$ , generated from its corresponding token.

The new graph  $\mathcal{G}$  increases the representational power of the model because it allows learning node embeddings at a token level, instead of entity level. This is particularly important for text generation as it permits the model to be more flexible, capturing richer relationships between entity

<sup>3</sup> $\mathcal{R}$  contains relations both in canonical direction (e.g. used-for) and in inverse direction (e.g. used-for-inv).

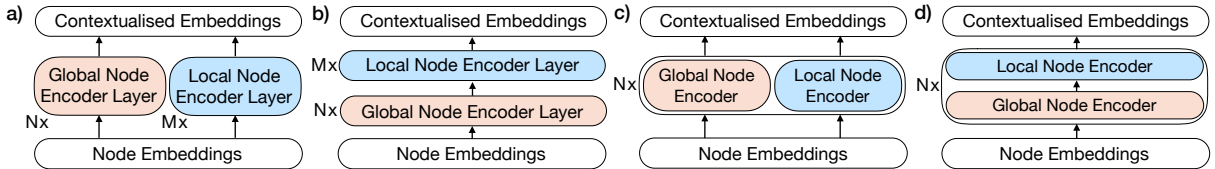


Figure 2: Overview of the proposed encoder architectures. First, architectures with complete separated parallel (a) and cascaded (b) global and local node encoders. c) Global and local node representations are concatenated layer-wise. d) Both node representations are cascaded layer-wise.

	train	dev	test	relations	avg entities	avg nodes	avg edges	avg length
AGENDA	38,720	1,000	1,000	7	12.4	44.3	68.6	140.3
WebNLG	18,102	871	971	373	4.0	34.9	101.0	24.2

Table 1: Data statistics. Nodes and edges values are calculated after the graph transformation. Averages are computed per instance.

tokens. This also allows the model to learn relations and attention functions between source and target tokens. However, it has the side effect of removing the natural sequential order of multi-word expressions such as entities. To preserve this information, we employ position embeddings (Vaswani et al., 2017), i.e.,  $h_v^0$  becomes the sum of the corresponding token embedding and the positional embedding for  $v$ .

### 3.5 Combining Global and Local Encodings

Our goal is to implement a graph encoder capable of encoding global and local aspects of the input graph. We hypothesize that the two sources of information are complementary and a combination of both enriches node representations for text generation. In order to test this hypothesis, we investigate four possible combination architectures. Figure 2 presents our proposed encoders.

**Parallel Graph Encoding.** In this setup, we compose global and local graph encoders in a fully parallel structure (Figure 2a). Note that each graph encoder can have different numbers of layers and attention heads.  $h_v^0$  is the initial input for the first layer of both encoders. The final node representation is the concatenation of the local and global node representations:

$$h_v = [h_v^{global} \parallel h_v^{local}].$$

**Cascaded Graph Encoding.** We cascade local and global graph encoders as shown in Figure 2b, by first computing a global-contextual node embedding, and then refining it with the local context.  $h_v^0$  is the initial input for the global encoder and  $h_v^{global}$  is the initial input for the local encoder.

### Layer-wise Parallel and Cascaded Graph Encoding.

To allow fine-grained interaction between the two types of contextual information, we also combine the encoders in a layer-wise fashion. In particular, for each graph layer, we employ both the local and global encoders in a parallel structure as shown in Figure 2c. We also experiment cascading the graph encoders layer-wise (Figure 2d).

### 3.6 Decoder

Our decoder follows the same core architecture of the Transformer decoder. Each time step  $t$  is updated by interleaving multiple rounds of multi-head attention over the output of the encoder (node embeddings  $h_v$ ) and attention over previously-generated tokens (token embeddings). An additional challenge in our setup is to generate multi-sentence outputs. In order to encourage the model to generate longer texts, we employ a length penalty (Wu et al., 2016) to refine the pure maximum-probability beam search.

## 4 Data and Preprocessing

We attest the effectiveness of our models on two datasets: AGENDA (Koncel-Kedziorski et al., 2019) and WebNLG (Gardent et al., 2017). Table 1 shows the statistics for both datasets.

**AGENDA.** In this dataset, KGs are paired with scientific abstracts extracted from proceedings of 12 top AI conferences. Each instance consists of the paper title, a KG and the paper abstract. Entities correspond to scientific terms which are often multi-word expressions (co-referential entities are merged). We treat each token in the title as a node, creating a unique graph with title and KG tokens

Model	#L	#H	BLEU	METEOR	CHRF++	#P
Koncel-Kedziorski et al. (2019)	6	8	14.30 $\pm$ 1.01	18.80 $\pm$ 0.28	-	-
Baseline	6	8	14.11 $\pm$ 0.28	19.35 $\pm$ 0.52	41.95 $\pm$ 0.39	54.4
PGE-LW	6	8, 4	17.40 $\pm$ 0.08	<b>22.06</b> $\pm$ 0.09	46.19 $\pm$ 0.16	67.7
CGE-LW	6	8, 8	17.44 $\pm$ 0.10	22.02 $\pm$ 0.13	46.24 $\pm$ 0.14	76.4
PGE	6, 3	8, 8	17.17 $\pm$ 0.38	21.70 $\pm$ 0.25	45.75 $\pm$ 0.43	67.4
CGE	6, 3	8, 8	<b>17.81</b> $\pm$ 0.15	21.75 $\pm$ 0.55	<b>46.76</b> $\pm$ 0.12	66.9

Table 2: Results on AGENDA test set. #L and #H are the numbers of layers and the attention heads in each layer, respectively. When more than one, the values are for the global and local encoders, respectively. #P stands for the number of parameters in millions (node embeddings included).

as nodes. As shown in Table 1, the average output length is considerably large, as the target output are multi-sentence abstracts.

**WebNLG.** In this dataset, each instance contains a graph extracted from DBPedia. The target text consists of one or more sentences that verbalise the graph. We evaluate the models on the test set with seen categories. Note that this dataset has a considerable number of edge relations (see Table 1). In order to avoid parameter explosion, we use regularization based on basis function decomposition to define the model relation weights (Schlichtkrull et al., 2018). Also, as an alternative, we employ the Levi Transformation to create nodes from relational edges between entities (Beck et al., 2018). That is, we create a new relation node for each edge relation between two nodes. The new relation node is connected to the subject and object token entities by two binary relations, respectively.

## 5 Experiments and Discussion

The models are trained for 30 epochs with early stopping based on the development BLEU score. We use Adam optimization with initial learning rate of 0.5. The vocabulary is shared between the node and target tokens. In order to mitigate the effects of random seeds, for the test sets, we report the averages for 4 training runs along with their standard deviation. Hyperparameters are tuned on the development set of both datasets. Following previous work (Castro Ferreira et al., 2019), we employ byte pair encoding (BPE) to split entity words into smaller more frequent pieces. So some nodes in the graph can be sub-words. We also obtain sub-words on the target side. We call our models PGE-LW (layer-wise parallel encoder), CGE-LW (layer-wise cascaded encoder), and PGE (fully parallel encoder) and CGE (fully

cascaded encoder). We use a standard version of the Transformer as baseline and a linearized version of the triples of the KG is used as input. Following previous works, we evaluate the results in terms of BLEU (Papineni et al., 2002), METEOR (Denkowski and Lavie, 2014) and sentence-level CHRF++ (Popović, 2015) scores. To better attest the quality of the generated texts, we also perform a human evaluation.

### 5.1 Results on AGENDA

Table 2 presents the results. We report the number of layers and attention heads employed by the models. For a fair comparison, we use the same number of global layers and attention heads among different models. Our approaches substantially outperform the transformer baseline. CGE, our best model, outperforms Koncel-Kedziorski et al. (2019), a graph transformer model that only allows information exchange between adjacent nodes, by a large margin, achieving a BLEU score of 17.81, 24.5% higher. Those results indicate that combining the local node context, leveraging the graph topology, and the global node context, capturing macro-level node relations, leads to better node embeddings for text generation. The models based on layer-wise encoding have similar results with CGE-LW achieving the best METEOR score. PGE has the worse performance among the proposed models. Even though CGE has the smallest number of parameters, it achieves the better performance in terms of BLEU and CHRF++ scores.

### 5.2 Results on WebNLG

We compare the performance of our best model (CGE) with six state-of-the-art results of graph-to-text models reported for this dataset (Gardent et al., 2017; Trisedya et al., 2018; Marcheggiani and Perez Beltrachini, 2018; Castro Ferreira et al.,

Model	BLEU	METEOR	CHRF++	#P
UPF-FORGe	40.88	40.00	-	-
Melbourne	54.52	41.00	70.72	-
Adapt	60.59	44.00	76.01	-
Marcheggiani and Perez (2018)	55.90	39.00	-	4.9
Trisedya et al. (2018)	58.60	40.60	-	-
Castro et al. (2019)	57.20	41.00	-	-
CGE-RP	62.30 $\pm$ 0.27	43.51 $\pm$ 0.18	75.49 $\pm$ 0.34	13.9
CGE-LG	<b>63.10</b> $\pm$ 0.13	<b>44.11</b> $\pm$ 0.09	<b>76.33</b> $\pm$ 0.10	12.8

Table 3: Results on WebNLG test set with seen categories.

2019). Three systems are the best competitors in the challenge for seen categories: UPF-FORGe, Melbourne and Adapt. UPF-FORGe follows a rule-based approach, whereas Melbourne and Adapt employ encoder-decoder models with linearized triple sets. Table 3 presents the results.

**Relations as Parameters.** CGE-RP encodes relations as model parameters and achieves a BLEU score of 62.30, 8.9% better than the best model of Castro Ferreira et al. (2019), who employ an end-to-end architecture based on GRUs. CGE-RP also outperform Trisedya et al. (2018), an approach that encodes both intra-triple and inter-triple relationships, by 4.5 BLEU points. Interestingly, their intra-triple and inter-triple mechanisms capture relationships within a triple and among triples, approaches closely related with our local and global encodings. However, they rely on encoding sequence of relations and entities based on traversal graph algorithms, whereas we explicitly exploit the graph structure, throughout the local neighborhood aggregation.

**Relations as Nodes.** CGE-LG uses Levi graphs as inputs and achieves the best performance, even though it uses less parameters. One advantage of this approach is that it allows the model to handle new relations, as they are treated as nodes. Moreover, the relations become part of the shared vocabulary, making this information directly usable during the decoding process. We outperform an approach based on GNNs (Marcheggiani and Perez Beltrachini, 2018) by a large margin of 7.2 BLEU points, showing our graph encoding strategies lead to a better text generation. We also outperform Adapt, a strong competitor that employs subword encodings, by 2.51 BLEU points.

Model	BLEU	CHRF++	#P
CGE	17.25	45.61	66.9
Global Encoder			
-Global Attention	15.48	43.89	63.8
-FFN	16.48	44.85	54.3
-Global Encoder	14.96	43.18	48.0
Local Encoder			
-Graph Attention	16.44	45.54	66.9
-Weight Relations	16.77	45.51	56.7
-GRU	16.19	44.54	65.4
-Local Encoder	14.43	42.43	54.4
-Shared Vocab.	15.52	44.02	86.7
Decoder			
- Length Penalty	16.50	44.61	66.9

Table 4: Ablation study for modules used in the encoder and decoder of the CGE model.

### 5.3 Ablation Study

In Table 4, we report an ablation study on the impact of each module used in CGE model on the development set of AGENDA dataset.

**Global Graph Encoder.** We start by an ablation on the global encoder. After removing the global attention coefficients, the performance of the model drops by 1.77 BLEU and 1.72 CHRF++ scores. Results also show that using FFN in the global COMBINE(.) function is important to the model but less effective than the global attentions. However, when we remove FNN, the number of parameters drops considerably (around 19%) from 66.9 to 54.3 million. Finally, without the entire global encoder, the result drops substantially by 2.29 BLEU points. This indicates that enriching node embeddings with a global context allows learning more expressive graph representations.

**Local Graph Encoder.** We first remove the local graph attention and the BLEU score drops to 16.44, showing that the neighborhood attention

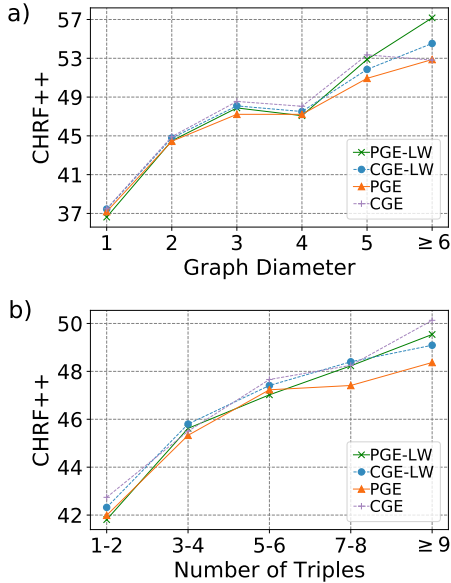


Figure 3: (a) Comparison between different encoder architectures with respect to (a) graph diameter and (b) number of triples, for dev set of AGENDA dataset.

improves the performance. After removing the relation types, encoded as model weights, the performance drops 0.48 BLEU points. However, the number of parameters is reduced around 10 million. This indicates that we can have a more efficient model, in terms of the number of parameters, with a slight drop in performance. Removing the GRU used on the COMBINE(.) function drops the performance considerably. The worse performance occurs if we remove the entire local encoder, with a BLEU score of 14.43, essentially making the encoder similar to the baseline.

Finally, we note that the vocabulary sharing is critical to improve the performance, and the length penalty is beneficial as we generate multi-sentence outputs.

#### 5.4 Comparing Encoding Strategies

The overall performance on both datasets suggests the superiority of combining global and local node representations. However, to have a better understanding of the positive and negative aspects of each proposed model, we introduce a systematic comparison between the encoding strategies.

Figure 3a shows the impact of graph diameter in the four encoding methods. The models perform on par for graphs with smaller diameters. Models based on layer-wise aggregations (PGE-LW and CGE-LW) have better performance when handling larger graph diameters. However, their overall per-

#T	#DP	Melbourne	Adapt	CGE-LG
1	222	82.27	87.54	88.22
2	174	74.23	77.43	79.23
3	197	67.61	73.27	72.88
4	189	66.04	70.76	71.34
5	144	61.87	68.38	67.37
6	24	63.74	71.34	71.92
7	21	59.52	73.11	74.16

#D	#DP	Melbourne	Adapt	CGE-LG
1	222	82.27	87.54	88.22
2	469	69.94	74.54	75.13
$\geq 3$	280	62.87	69.30	69.12

Table 5: CHRF++ scores with respect to the number of input triples (#T) and graph diameters (#D) on the WebNLG dev set. #DP refer to the number of datapoints.

formance is worse compared to the fully independent models because only 2% of the graphs on the AGENDA dev set have a diameter larger than or equal to 5. This indicates that the layer-wise encoders can better capture long-distance node dependencies. Moreover, the margin between PGE-LW and CGE-LW increases as the diameters increase, suggesting that PGE-LW can be a good option to encode graphs with larger diameter.

Figure 3b shows the models’ performance with respect to the number of triples. CGE achieves better results when the number of triples is large ( $\geq 9$ ). On the other hand, the PGE has relatively worse when handling more information, that is, KGs with more triples.

#### 5.5 Impact of the Graph Structure and Output Length

We investigate the performance of our best model (CGE) concerning different data properties.

**Number of Triples.** In Table 5, we perform an inspection on the effect of the number of triples on the models’ performance, measured using CHRF++ scores<sup>4</sup> for the WebNLG dev set. In general, our model obtains better scores over almost all partitions, showing that capturing explicitly structural information is beneficial for text generation. The performance decreases as the number of triples increase. However, when handling datapoints with more triples (7), Adapt and our model achieve higher performance. We hypothesize that this happens because the models receive a considerable amount of input data, giving

<sup>4</sup>CHRF++ score is used as it is a sentence-level metric.



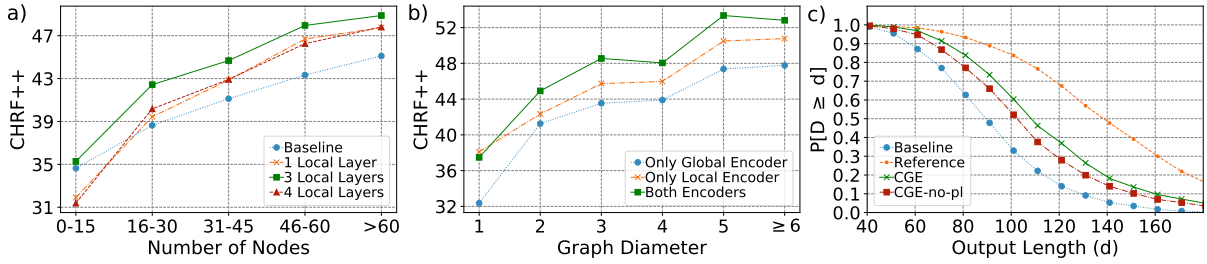


Figure 4: CHRF++ scores for AGENDA dev set, with respect to (a) the number of nodes, and (b) the graph diameter. (c) Distribution of output length of the gold references and models’ output for the AGENDA dev set.

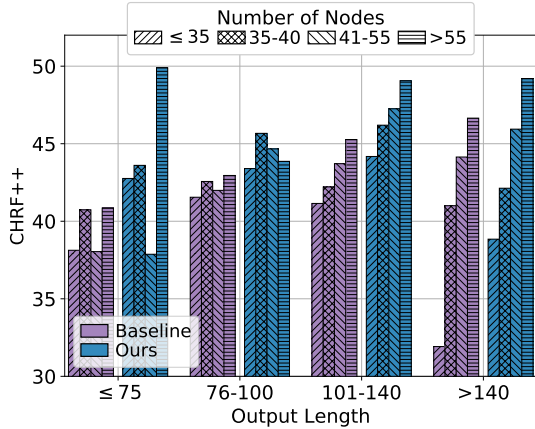


Figure 5: Relation between the number of nodes and the length of the generated text, in number of words.

more context to the text generation process, even though the graph structure being more complex.

**Number of Nodes.** Figure 4a shows the effect of the graph size, measured in number of nodes, on the performance. Note that the score increases as the graph size increases. This trend is particularly interesting and contrasting to AMR-to-text generation, in which the models’ general performance decreases as the graph size increases (Cai and Lam, 2020). In AMR benchmarks, the graph size is correlated with the sentence size, and longer sentences are more challenging to generate than the smaller ones. On the other hand, AGENDA contains similar abstract lengths<sup>5</sup> and when the input is a bigger graph, the model has more information to be leveraged during the generation. We also investigate the performance with respect to the number of local graph layers. The performances with 1 and 4 layers are similar, while the best performance, regardless of the number of nodes, is achieved with 3 layers.

<sup>5</sup>As shown on Figure 4c, 83% of the gold abstracts have more than 100 words.

**Graph Diameter.** Figure 4b shows the impact of the graph diameter on the performance, when employing only global or local encoding modules or both, for the AGENDA dev set. Similarly to the graph size, the score increases as the diameter increases. As the global encoder is not aware of the graph structure, this module has the worst scores, even though it enables direct node communication over long distance. In contrast, the local encoder can propagate precise node information throughout the graph structure for  $k$ -hop distances, making the relative performance better. We also observe that the performance gap between the global and local encoders increases when the diameter is 1. In this case, the graph has many connected components; that is, the triples do not share entities. It reveals that computing node representation based on adjacent nodes, rather than based on the entire set of entities, leads to better performance. Table 5 shows the performances for our best model and others with respect to the graph diameter for WebNLG dev set. In contrast to AGENDA, the score decreases as the diameter increases. This behavior highlights a crucial difference between the two datasets. Whereas in the WebNLG the graph size is correlated with the output size, this is not the case for AGENDA. For WebNLG, higher diameters pose additional challenges to the models as they need to generate larger outputs.

**Output Length.** One interesting phenomenon to analyze is the length distribution (in number of words) of the generated outputs. We expect that our models generate texts with similar output lengths as the reference texts. However, as shown in Figure 4c, the reference texts usually are bigger than the texts generated by all models. The texts generated by CGE-no-pl, a CGE model without length penalty, are consistently longer than the baseline. Also, note that we increase the length of

#T	Adapt		CGE-LG		Reference	
	F	A	F	A	F	A
All	3.96 <sup>C</sup>	4.44 <sup>C</sup>	4.12 <sup>B</sup>	4.54 <sup>B</sup>	4.24 <sup>A</sup>	4.63 <sup>A</sup>
1-2	3.94 <sup>C</sup>	4.59 <sup>B</sup>	4.18 <sup>B</sup>	4.72 <sup>A</sup>	4.30 <sup>A</sup>	4.69 <sup>A</sup>
3-4	3.79 <sup>C</sup>	4.45 <sup>B</sup>	3.96 <sup>B</sup>	4.50 <sup>AB</sup>	4.14 <sup>A</sup>	4.66 <sup>A</sup>
5-7	4.08 <sup>B</sup>	4.35 <sup>B</sup>	4.18 <sup>B</sup>	4.45 <sup>B</sup>	4.28 <sup>A</sup>	4.59 <sup>A</sup>
#D	Adapt		CGE-LG		Reference	
	F	A	F	A	F	A
1-2	3.98 <sup>C</sup>	4.50 <sup>B</sup>	4.16 <sup>B</sup>	4.61 <sup>A</sup>	4.28 <sup>A</sup>	4.66 <sup>A</sup>
$\geq 3$	3.91 <sup>C</sup>	4.33 <sup>B</sup>	4.03 <sup>B</sup>	4.43 <sup>B</sup>	4.17 <sup>A</sup>	4.60 <sup>A</sup>

Table 6: Fluency (F) and Adequacy (A) obtained in the human evaluation. #T refers to the number of input triples and #D to graph diameters. The ranking was determined by pair-wise Mann-Whitney tests with  $p < 0.05$ , and the difference between systems which have a letter in common is not statistically significant.

the texts when we employ the length penalty (see Section 3.6). However, there is still a gap between the reference and the generated text lengths. We leave further investigation of this aspect for future work.

**Effect of the Number of Nodes on the Output Length.** Figure 5 shows the effect of the size of a graph, defined as the number of nodes, on the quality (measured in CHRF++ scores) and length of the generated text (in number of words) in the AGENDA dev set. We bin both the graph size and the output length in 4 classes. Our model consistently outperforms the baseline, in some cases by a large margin. When handling smaller graphs (with  $\leq 35$  nodes), both models have difficulties generating good summaries. However, for these smaller graphs, our model achieves a score 12.2% better when generating texts with length  $\leq 75$ . Interestingly, when generating longer summaries (length  $> 140$ ) from smaller graphs, our model outperforms the baseline by an impressive 21.7%, indicating that our model is more effective in capturing semantic signals from graphs with scarce information in order to generate better text. Our approach also performs better when the graph size is large (number of nodes  $> 55$ ) but the generation output is small ( $\leq 75$ ), beating the baseline by 9 points.

## 5.6 Human Evaluation

To further assess the quality of the generated text, we conduct a human evaluation on the WebNLG test set with seen categories. Following previous works (Gardent et al., 2017; Castro Ferreira

et al., 2019), we assess two quality criteria: (i) *Fluency* (i.e., does the text flow in a natural, easy to read manner?) and (ii) *Adequacy* (i.e., does the text clearly express the data?). We divide the datapoints into seven different sets by the number of triples. For each set, we randomly select 20 texts generated by Adapt, CGE-LG and their corresponding human reference text (420 texts in total). Since the number of datapoints for each set is not balanced (see Table 5), this sampling strategy assures us to have the same amount of samples for the different triple sets. Moreover, having human references may serve as an indicator of the sanity of the human evaluation experiment. We recruited human workers from Mechanical Turk to rate the text outputs on a 1-5 Likert scale. For each text, we collect scores from 4 workers and average them. Table 6 shows the results. We first note a similar trend as in the automatic evaluation, with CGE-LG outperforming Adapt on both fluency and adequacy. In sets with the number of triples smaller than 5, CGE-LG was the highest rated system in fluency. Similarly to the automatic evaluation, both systems are better in generating text from graphs with smaller diameters. Also note that bigger diameters pose difficulties to the models, which achieve their worst performance for diameters  $\geq 3$ .

## 6 Conclusion

We introduced an unified graph attention network structure for investigating graph-to-text architectures that combined global and local graph representations in order to improve text generation. An extensive evaluation of our models demonstrated that global and local contexts are empirically complementary, and a combination can achieve state-of-the-art results on KG-to-text generation. In addition, cascaded architectures give better results compared with parallel architectures. To our knowledge, we are the first to consider both local and global aggregation in a graph attention network.

## Acknowledgments

This work has been supported by the German Research Foundation as part of the Research Training Group Adaptive Preparation of Information from Heterogeneous Sources (AIPHES) under grant No. GRK 1994/1.

## References

- Daniel Beck, Gholamreza Haffari, and Trevor Cohn. 2018. [Graph-to-sequence learning using gated graph neural networks](#). In *Proceedings of the 56th Annual Meeting of the Association for Computational Linguistics (Volume 1: Long Papers)*, pages 273–283, Melbourne, Australia. Association for Computational Linguistics.
- Deng Cai and Wai Lam. 2020. Graph transformer for graph-to-sequence learning. In *Proceedings of The Thirty-Fourth AAAI Conference on Artificial Intelligence (AAAI)*.
- Thiago Castro Ferreira, Chris van der Lee, Emiel van Miltenburg, and Emiel Krahmer. 2019. [Neural data-to-text generation: A comparison between pipeline and end-to-end architectures](#). In *Proceedings of the 2019 Conference on Empirical Methods in Natural Language Processing and the 9th International Joint Conference on Natural Language Processing (EMNLP-IJCNLP)*, pages 552–562, Hong Kong, China. Association for Computational Linguistics.
- Kyunghyun Cho, Bart van Merriënboer, Caglar Gulcehre, Dzmitry Bahdanau, Fethi Bougares, Holger Schwenk, and Yoshua Bengio. 2014. [Learning phrase representations using RNN encoder–decoder for statistical machine translation](#). In *Proceedings of the 2014 Conference on Empirical Methods in Natural Language Processing (EMNLP)*, pages 1724–1734, Doha, Qatar. Association for Computational Linguistics.
- Marco Damonte and Shay B. Cohen. 2019. [Structural neural encoders for AMR-to-text generation](#). In *Proceedings of the 2019 Conference of the North American Chapter of the Association for Computational Linguistics: Human Language Technologies, Volume 1 (Long and Short Papers)*, pages 3649–3658, Minneapolis, Minnesota. Association for Computational Linguistics.
- Nima Dehmamy, Albert-Laszlo Barabasi, and Rose Yu. 2019. [Understanding the representation power of graph neural networks in learning graph topology](#). In H. Wallach, H. Larochelle, A. Beygelzimer, F. Alché-Buc, E. Fox, and R. Garnett, editors, *Advances in Neural Information Processing Systems 32*, pages 15387–15397. Curran Associates, Inc.
- Michael Denkowski and Alon Lavie. 2014. [Meteor universal: Language specific translation evaluation for any target language](#). In *Proceedings of the Ninth Workshop on Statistical Machine Translation*, pages 376–380, Baltimore, Maryland, USA. Association for Computational Linguistics.
- Jeffrey Flanigan, Chris Dyer, Noah A. Smith, and Jaime Carbonell. 2016. [Generation from abstract meaning representation using tree transducers](#). In *Proceedings of the 2016 Conference of the North American Chapter of the Association for Computational Linguistics: Human Language Technologies*, pages 731–739, San Diego, California. Association for Computational Linguistics.
- Claire Gardent, Anastasia Shimorina, Shashi Narayan, and Laura Perez-Beltrachini. 2017. [The WebNLG challenge: Generating text from RDF data](#). In *Proceedings of the 10th International Conference on Natural Language Generation*, pages 124–133, Santiago de Compostela, Spain. Association for Computational Linguistics.
- Zhijiang Guo, Yan Zhang, Zhiyang Teng, and Wei Lu. 2019. [Densely connected graph convolutional networks for graph-to-sequence learning](#). *Transactions of the Association for Computational Linguistics*, 7:297–312.
- Rik Koncel-Kedziorski, Dhanush Bekal, Yi Luan, Mirella Lapata, and Hannaneh Hajishirzi. 2019. [Text Generation from Knowledge Graphs with Graph Transformers](#). In *Proceedings of the 2019 Conference of the North American Chapter of the Association for Computational Linguistics: Human Language Technologies, Volume 1 (Long and Short Papers)*, pages 2284–2293, Minneapolis, Minnesota. Association for Computational Linguistics.
- Ioannis Konstas, Srinivasan Iyer, Mark Yatskar, Yejin Choi, and Luke Zettlemoyer. 2017. [Neural amr: Sequence-to-sequence models for parsing and generation](#). In *Proceedings of the 55th Annual Meeting of the Association for Computational Linguistics (Volume 1: Long Papers)*,

- pages 146–157, Vancouver, Canada. Association for Computational Linguistics.
- Ioannis Konstas and Mirella Lapata. 2013. [Inducing document plans for concept-to-text generation](#). In *Proceedings of the 2013 Conference on Empirical Methods in Natural Language Processing*, pages 1503–1514, Seattle, Washington, USA. Association for Computational Linguistics.
- Q. Li, Z. Han, and X.-M. Wu. 2018. Deeper Insights into Graph Convolutional Networks for Semi-Supervised Learning. In *The Thirty-Second AAAI Conference on Artificial Intelligence*. AAAI.
- Yujia Li, Richard Zemel, Marc Brockschmidt, and Daniel Tarlow. 2016. [Gated graph sequence neural networks](#). In *Proceedings of the International Conference on Learning Representations (ICLR)*, San Juan, Puerto Rico.
- Diego Marcheggiani and Laura Perez Beltrachini. 2018. [Deep graph convolutional encoders for structured data to text generation](#). In *Proceedings of the 11th International Conference on Natural Language Generation*, pages 1–9, Tilburg University, The Netherlands. Association for Computational Linguistics.
- Amit Moryossef, Yoav Goldberg, and Ido Dagan. 2019. [Step-by-step: Separating planning from realization in neural data-to-text generation](#). In *Proceedings of the 2019 Conference of the North American Chapter of the Association for Computational Linguistics: Human Language Technologies, Volume 1 (Long and Short Papers)*, pages 2267–2277, Minneapolis, Minnesota. Association for Computational Linguistics.
- Kishore Papineni, Salim Roukos, Todd Ward, and Wei-Jing Zhu. 2002. [Bleu: A method for automatic evaluation of machine translation](#). In *Proceedings of the 40th Annual Meeting on Association for Computational Linguistics*, ACL '02, pages 311–318, Stroudsburg, PA, USA. Association for Computational Linguistics.
- Maja Popović. 2015. [chrF: character n-gram f-score for automatic MT evaluation](#). In *Proceedings of the Tenth Workshop on Statistical Machine Translation*, pages 392–395, Lisbon, Portugal. Association for Computational Linguistics.
- Nima Pourdamghani, Kevin Knight, and Ulf Hermjakob. 2016. [Generating English from abstract meaning representations](#). In *Proceedings of the 9th International Natural Language Generation conference*, pages 21–25, Edinburgh, UK. Association for Computational Linguistics.
- Leonardo F. R. Ribeiro, Claire Gardent, and Iryna Gurevych. 2019. [Enhancing AMR-to-text generation with dual graph representations](#). In *Proceedings of the 2019 Conference on Empirical Methods in Natural Language Processing and the 9th International Joint Conference on Natural Language Processing (EMNLP-IJCNLP)*, pages 3181–3192, Hong Kong, China. Association for Computational Linguistics.
- Michael Sejr Schlichtkrull, Thomas N. Kipf, Peter Bloem, Rianne van den Berg, Ivan Titov, and Max Welling. 2018. [Modeling relational data with graph convolutional networks](#). In *The Semantic Web - 15th International Conference, ESWC 2018, Heraklion, Crete, Greece, June 3-7, 2018, Proceedings*, pages 593–607.
- Linfeng Song, Xiaochang Peng, Yue Zhang, Zhiguo Wang, and Daniel Gildea. 2017. [AMR-to-text generation with synchronous node replacement grammar](#). In *Proceedings of the 55th Annual Meeting of the Association for Computational Linguistics (Volume 2: Short Papers)*, pages 7–13, Vancouver, Canada. Association for Computational Linguistics.
- Linfeng Song, Yue Zhang, Zhiguo Wang, and Daniel Gildea. 2018. [A graph-to-sequence model for AMR-to-text generation](#). In *Proceedings of the 56th Annual Meeting of the Association for Computational Linguistics (Volume 1: Long Papers)*, pages 1616–1626, Melbourne, Australia. Association for Computational Linguistics.
- Bayu Distiawan Trisedya, Jianzhong Qi, Rui Zhang, and Wei Wang. 2018. [GTR-LSTM: A triple encoder for sentence generation from RDF data](#). In *Proceedings of the 56th Annual Meeting of the Association for Computational Linguistics (Volume 1: Long Papers)*, pages 1627–1637, Melbourne, Australia. Association for Computational Linguistics.

Ashish Vaswani, Noam Shazeer, Niki Parmar, Jakob Uszkoreit, Llion Jones, Aidan N Gomez, Łukasz Kaiser, and Illia Polosukhin. 2017. [Attention is all you need](#). In I. Guyon, U. V. Luxburg, S. Bengio, H. Wallach, R. Fergus, S. Vishwanathan, and R. Garnett, editors, *Advances in Neural Information Processing Systems 30*, pages 5998–6008. Curran Associates, Inc.

Petar Veličković, Guillem Cucurull, Arantxa Casanova, Adriana Romero, Pietro Liò, and Yoshua Bengio. 2018. [Graph Attention Networks](#). In *International Conference on Learning Representations*, Vancouver, Canada.

Yonghui Wu, Mike Schuster, Zhifeng Chen, Quoc V. Le, Mohammad Norouzi, Wolfgang Macherey, Maxim Krikun, Yuan Cao, Qin Gao, Klaus Macherey, Jeff Klingner, Apurva Shah, Melvin Johnson, Xiaobing Liu, Lukasz Kaiser, Stephan Gouws, Yoshikiyo Kato, Taku Kudo, Hideto Kazawa, Keith Stevens, George Kurian, Nishant Patil, Wei Wang, Cliff Young, Jason Smith, Jason Riesa, Alex Rudnick, Oriol Vinyals, Greg Corrado, Macduff Hughes, and Jeffrey Dean. 2016. [Google’s neural machine translation system: Bridging the gap between human and machine translation](#). *CoRR*, abs/1609.08144.

Keyulu Xu, Chengtao Li, Yonglong Tian, Tomohiro Sonobe, Ken ichi Kawarabayashi, and Stefanie Jegelka. 2018. Representation learning on graphs with jumping knowledge networks. In *ICML*.

Jie Zhu, Junhui Li, Muhua Zhu, Longhua Qian, Min Zhang, and Guodong Zhou. 2019. [Modeling graph structure in transformer for better AMR-to-text generation](#). In *Proceedings of the 2019 Conference on Empirical Methods in Natural Language Processing and the 9th International Joint Conference on Natural Language Processing (EMNLP-IJCNLP)*, pages 5458–5467, Hong Kong, China. Association for Computational Linguistics.