

# MASKED CROSS SELF-ATTENTION ENCODING FOR DEEP SPEAKER EMBEDDING

Soonshin Seo, Daniel Jun Rim, Junseok Oh, Ji-Hwan Kim\*

Dept. of Computer Science and Engineering, Sogang University, Seoul, Republic of Korea

## ABSTRACT

In general, speaker verification tasks require the extraction of speaker embedding from a deep neural network. As speaker embedding may contain additional information such as noise besides speaker information, its variability controlling is needed. Our previous model have used multiple pooling based on shortcut connections to amplify speaker information by deepening the dimension; however, the problem of variability remains. In this paper, we propose a masked cross self-attention encoding (MCSAE) for deep speaker embedding. This method controls the variability of speaker embedding by focusing on each masked output of multiple pooling on each other. The output of the MCSAE is used to construct the deep speaker embedding. Experimental results on *VoxCeleb* data set demonstrate that the proposed approach improves performance as compared with previous state-of-the-art models.

**Index Terms**— speaker verification, deep neural network, deep speaker embedding, masked cross self-attention, multiple pooling

## 1. INTRODUCTION

Speech recognition (SR) aims to identify linguistic information from input speech; in contrast, speaker recognition’s objective is to identify speaker information from input speech. Speaker verification (SV) is a problem for determining whether the enrolled speaker’s speech is true or false for the test speaker’s speech.

Traditionally, the Gaussian mixture model and the universal background model (GMM-UBM) have been used to model various speakers [1]. GMM-UBM models the enrolled speaker via maximum a posteriori adaptation (MAP). The supervector extracted from the support vector machine (GMM-SVM) based on a Naive Bayes classifier has been used as a speaker feature in the GMM-based model [2]. Based on eigenvalue decomposition, a joint factor analysis (JFA) method has also been proposed to separate the supervector from the channel and speaker factors [3].

However, all the previous methods required an enormous amount of data for an enrolled speaker, and the disadvantage of the GMM-based supervector is rapidly increasing its dimensions depending on the Gaussian mixture. To solve this

issue, an *i-vector* capable of processing speech data in each utterance has become one of the most efficient feature extraction methods in traditional SV along with the probabilistic linear discriminant analysis (PLDA) [4,5].

Since the arrival of deep learning, supervectors are extracted directly from the pre-trained deep neural network (DNN). Feature-level speech data are trained on a DNN based speaker classifier, and the activation value of the last hidden layer of the model has been used as utterance-level speaker representations called *d-vector* [6]. Additionally, speaker embedding encoding methods using various DNN based models have been proposed. In the time delayed neural network-based model (TDNN), *x-vector* which uses statistical pooling and encodes fixed dimensional statistics vectors while controlling the variable-length of input data has been proposed [7]. Among the convolutional neural network-based models (CNN), ResNet [8], which stands out in the image field, has been used for speaker embedding [9-14].

Attention mechanisms have implemented well in other areas such as image and language processing [15-20]. In SV, speaker embedding encoding methods that use attention mechanism based on TDNN or CNN models have been proposed [9,12,21-26]. The self-attention networks of Transformer model proposed for sequence modeling in particular [16], have exhibited high performance by encoding speaker embedding in combination with pooling methods [9,24,26].

In this paper, we propose a masked cross self-attention encoding (MCSAE) for deep speaker embedding. It is based on a deep speaker embedding encoding by multiple pooling using shortcut connections [14]. The proposed methods aim to encode the speaker embedding maximizing the speaker information while controlling the speaker variability. The main idea of proposed methods is as follows: 1) The new encoding method is to emphasize speaker information by using self-attention mechanism on each output of multiple pooling based on shortcut connection. 2) By applying random masking, the variability of speaker embedding is minimized. 3) Deep speaker embedding is generated using the attention matrix as a result of MCSAE.

We will introduce baseline model and prior attention mechanism studies in Section 2. In Section 3, we describe the proposed MCSAE method for deep speaker embedding and show the results in Section 4. Finally, the conclusions are drawn in Section 5.

---

\* Corresponding author

## 2. RELATED WORKS

### 2.1. Self-attention Mechanism

The principle of the attention mechanism is to focus on specific information. In machine translation, self-attention with scaled dot-product attention and multi-head attention has been proposed [16]. The formula for the scaled dot-product attention is:

$$\text{attention}(Q, K, V) = \text{softmax}\left(\frac{QK^T}{\sqrt{d_k}}\right)V \quad (1)$$

The input comprises query ( $Q$ ), key ( $K$ ), value ( $V$ ). To train the relationship between  $Q$  and  $K$ , scaling is applied to compute similarity using dot product operations on all  $Q$  and  $K$  elements, and each of them is divided by  $\sqrt{d_k}$  ( $d_k$  is dimension of  $K$ ). Next, after applying the softmax for normalization, the weights for  $V$  are obtained. That is, the more similar  $V$  is to  $Q$ , the higher its value, and thus, more attention will be paid to  $V$ . Based on this process, multi-heads are determined by performing several linear projections on each input.

In SV, self-attentive pooling, (SAP) which is applied to  $x$ -vector and ResNet based models, outperforms conventional temporal average pooling (TAP) or global average pooling (GAP) [9,24]. In speaker embedding encoding, each input sequence generated a different weighted utterance level representation using SAP. In addition, the performance of SV is improved by constructing an self multi-head attention pooling (MHA), which is a way to split the encoded representations of the input sequence [26].

### 2.2. Cross Attention and Masking Methods

In image-text matching, stacked cross attention has been proposed in an attempts to identify the appropriate text that appears in an input image [18]. By constructing the input as an image-text and a text-image, cross attention is applied to each of the two pairs to obtain, in order that more accurate weights than one attention does.

In person re-identification, masking is applied to the input to solve the problem of dissimilarity neglected between the source and the target [19]. By constructing a masking matrix of 1 or -1 according to the label, an attention mechanism for person identity is constructed.

## 3. MASKED CROSS SELF-ATTENTION ENCODING

### 3.1. Overview

The proposed model builds on our previous research, the deep speaker embedding encoding method based on multiple pooling using shortcut connections [14]. The modified ResNet model using shortcut connection (SC-ResNet) is trained for speaker classification in an end-to-end manner.

The output bottleneck features of the GAP in each residual block are combined to create a utterance-level speaker representation.

However, as the other information is also trained in the speaker embedding encoding process, it is necessary to control the variability of speaker embedding. Therefore, the proposed MCSAE uses a masking technique to minimize speaker variability and a self-attention based attention mechanism to emphasize speaker information.

### 3.2. Model Architecture

The proposed model architecture uses the SC-ResNet-18 model [14] as a baseline and adds an attention block for MCSAE after each pooling layer, as shown in Fig.1 and Table 1. Like the standard ResNet-18, this model has total 8 residual blocks. Each residual block consists of a convolution layer, batch normalization (BN), and ReLU activation functions, with the except the *conv-1* layer. Between each *conv* layer, a pooling layer with additional shortcut connections for bottleneck feature extraction is used. In the training process, each output of the residual blocks encoding the speaker embedding in order, include the low representation information to the high representation information.

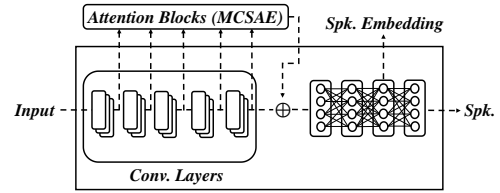


Fig. 1. Proposed model overview

The output embeddings ( $p_i, p_{i+1}$ ) of the two previous pooling layers are used as inputs to the  $i^{th}$  attention block. As shown below,  $z_i$ , which refers to each segment matrix for the attention matrix  $Z$ , is generated by applying the masking method and cross self-attention method to the attention block:

$$z_i = \text{attention\_block}_i(p_i, p_{i+1}) \quad (i \geq 1) \quad (2)$$

Here,  $z_i$ , the output of each attention block, is used for constructing an attention matrix  $Z$  of  $1 \times 512$  size using matrix product calculation in a *matmul* layer as follow:

$$Z = z_4 \times z_3 \times z_2 \times z_1 \times p_1 \quad (3)$$

To match the dimension, an embedding  $p_1$  of  $1 \times 64$  size extracted from the *pooling-1* layer is used for the matrix product. Using the  $p_1$  matrix allows dimensional matching without increasing the parameters.

In the *concat* layer, embedding  $p_5$  of  $1 \times 512$  size extracted from *pooling-5* layer is concatenated with attention matrix  $Z$ . As a result, embedding  $Y$  of  $1 \times 1024$  size is finally constructed after normalization. The embedding  $p_5$  is standard embedding in ResNet without the attention mechanism. The generated embedding is encoded into fully-

connected layers ( $fc$  layer) to the output layer representing the speaker classes as:

$$output\_layer = softmax(fc(Y)) \quad (4)$$

Through this process, a 1024-dimensional deep speaker embedding is extracted upon applying BN and ReLU from the last hidden layer of the trained model ( $fc-3$  layer).

**Table 1.** Proposed model architecture applying MCSAE ( $T$ : length of input feature vector,  $N$ : the number of speakers, SE: speaker embedding)

Stage	SC-ResNet-18-MCSAE	Output Size	Embedding Size
conv-1	$7 \times 7, 64$ , stride 1	$64 \times T \times 64$	-
pooling-1	$64 \times T$ , GAP	-	$1 \times 64 (p_1)$
conv-2	$\begin{bmatrix} 3 \times 3, 64 \\ 3 \times 3, 64 \end{bmatrix} \times 2$	$64 \times T \times 64$	-
pooling-2	$64 \times T$ , GAP	-	$1 \times 64 (p_2)$
att-block-1	MCSAE	-	$64 \times 64 (z_1)$
conv-3	$\begin{bmatrix} 3 \times 3, 128 \\ 3 \times 3, 128 \end{bmatrix} \times 2$	$32 \times T/2 \times 128$	-
pooling-3	$32 \times T/2$ , GAP	-	$1 \times 128 (p_3)$
att-block-2	MCSAE	-	$64 \times 128 (z_2)$
conv-4	$\begin{bmatrix} 3 \times 3, 256 \\ 3 \times 3, 256 \end{bmatrix} \times 2$	$16 \times T/4 \times 256$	-
pooling-4	$16 \times T/4$ , GAP	-	$1 \times 256 (p_4)$
att-block-3	MCSAE	-	$128 \times 256 (z_3)$
conv-5	$\begin{bmatrix} 3 \times 3, 512 \\ 3 \times 3, 512 \end{bmatrix} \times 2$	$8 \times T/8 \times 512$	-
pooling-5	$8 \times T/8$ , GAP	-	$1 \times 512 (p_5)$
att-block-4	MCSAE	-	$256 \times 512 (z_4)$
matmul	-	-	$1 \times 512 (Z)$
concat	-	-	$1 \times 1024 (Y)$
fc-1	$1024 \times 1024$	-	-
fc-2	$1024 \times 1024$	-	-
fc-3	$1024 \times 1024$	-	$1 \times 1024 (SE)$
output	$1024 \times N$	-	-

### 3.3. Attention Block

#### 3.3.1. Cross Self-attention

Attention blocks employ two main proposed methods: 1) cross self-attention 2) random masking. They aim to encode the segment matrix  $z_1$  which constructs the attention matrix  $Z$ . The proposed attention method is based on the scaled dot-product attention used in the self-attention mechanism [16].

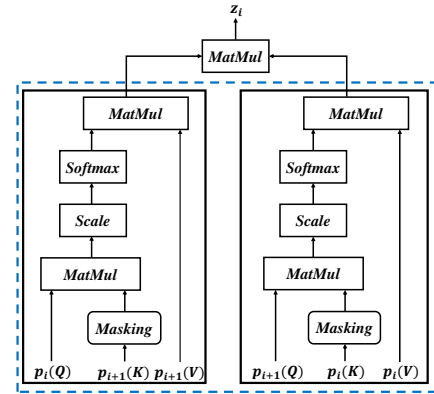
We assume that the embedding  $p_i$  is a step preceding  $p_{i+1}$ , and that these are closely related to each other, which is emphasized further by the attention mechanism. That is, because  $p_i$  contains feature-level information when compared to  $p_{i+1}$ , and  $p_{i+1}$  contains utterance-level information when compared to  $p_i$ , these can complement each other.

As depicted in Fig. 2, the attention block consists of two input pairs to perform cross attention. The first attention input

consists of  $p_i$  (query vector,  $Q$ ),  $p_{i+1}$  (key vector,  $K$ ) and  $p_{i+1}$  (value vector,  $V$ ). After the scaled dot-product operation between  $Q$  and  $K$ , self-attention is performed between  $Q$  and the target  $V$  as:

$$attention(Q, K, V) = softmax\left(\frac{Q^T K}{\sqrt{d_k}}\right) V^T \quad (5)$$

In the dot-product operation between  $Q^T$  and  $K$ , the random masking is applied to  $K$ . Next, scaling to the value of  $\sqrt{d_k}$  ( $d_k$  is dimension of  $K$ ) is performed and normalization is applied using the softmax function. The computed matrix is multiplied by  $V^T$ , self-attention is finally conducted. To match the dimension, transposed  $Q$  and  $V$  are applied.



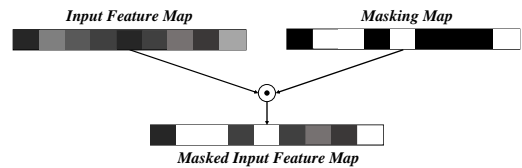
**Fig. 2.** Proposed attention block process (inner boxes: self-attention process, outer dashed box: cross attention process)

The second attention input consists of  $p_{i+1}$  ( $Q$ ),  $p_i$  ( $K$ ) and  $p_i$  ( $V$ ). As  $V$  is the attention target, the scaled dot attention mechanism is performed as done earlier. The matrix  $z_i$  is encoded using matrix multiplication for the output of masked cross self-attention as:

$$z_i = attention(p_i, mask(p_{i+1}), p_{i+1}) \times attention(p_{i+1}, mask(p_i), p_i) \quad (6)$$

#### 3.3.2. Random Masking

A random masking is applied as depicted in Fig. 3, because it is not known as which speaker or other information is located at the point of input. In other words, this method aims to minimize the variability of speaker embedding.



**Fig. 3.** Proposed random masking process

The masking map consists of 0 or 1 randomly, according to the value of the adaptive scaling vector, which determines

the range of masking updated by training. As the value increases, the range of masking widens. Next, masking is performed to input feature map  $p_i$  or  $p_{i+1}$  and element-wise multiplication. The masked value is filled with 0. When masking is applied to both inputs feature map  $p_i$  and  $p_{i+1}$ , degradation problems are caused during training. Therefore, cross attention is performed by applying masking only to the one side.

## 4. EXPERIMENTS

### 4.1. Data Set

In this paper, we trained the proposed model using the *VoxCeleb1* data set [27]. These are large scale text-independent speaker verification data sets collected from YouTube. The *VoxCeleb1* training data set contains over 100,000 utterances from 1,211 celebrities. We evaluated all the experiments by the *VoxCeleb1* test data set of 40 speakers and 37,220 pairs of official test protocol.

### 4.2. Experiment Setup

The input feature vectors are 64-dimensional log mel-filterbank energies of 25ms width and 10ms shift size, which are mean-normalized over a sliding window of up to 3s. Preprocessing methods such as voice activity detection or data augmentation are not applied. For each training step, an integer  $T$  within [300,800] interval is randomly extracted from each utterance and is applied using cropping or padding [9]. Therefore, we used an input size of  $64 \times T$ . For training parameters, we used standard the stochastic gradient descent optimizer with a momentum of 0.9, weight decay of 0.0001 at an initial learning rate of 0.1 reduced by 0.1 decay factor on plateau. The 64 mini-batch size is used, and early stopping in 100 epochs is performed. The initial adaptive scaling vector is 0.5 in masking of MCSAE.

Our proposed model is trained on end-to-end manners without usage of any additional methods after extracting the speaker embedding such as [14]. From the trained model, we extracted a 1024-dimensional deep speaker embedding and evaluated it using cosine similarity metrics and equal error rate (EER) performance.

### 4.3. Experiment Results

We compared our proposed model to the state-of-the-art models employing the *VoxCeleb1* test data set, as shown in Table 2. We focused on EER (%) performance of speaker embedding encoding methods with softmax loss.

Except TDNN based model with attentive statistics pooling (ASP) [25], previous models were CNN based model. They proposed to various approaches using the pooling methods such as TAP/GAP [9,12], learnable dictionary encoding (LDE), SAP [9], spatial pyramid pooling (SPP) [13]. Also, they applied to orthogonal vector pooling (OVP)

[12], SAP applied MHA [26] based on attention mechanism. SC-ResNet-18 is our baseline model not applying MCSAE [14]. Experimental results show that the performance is improved (EER of 2.07%) compared to the baseline model. Also, SC-ResNet-34-MCSAE model achieved our highest performance (EER of 1.84%).

We also tested to investigate the impact of each module on the MCSAE as shown in Table 3. We performed the experiments under the conditions that each modules applied as: 1) w/ self-attention, 2) w/ cross self-attention, 3) w/ random masking. Experimental results demonstrate that performance improved when all the proposed modules are used together without parameter size issues.

**Table 2.** Experiment results compared with state-of-the-art models (Dims: speaker embedding size, Data: training data)

Model	Encoding	Dims	Data	EER
ResNet-34 [9]	TAP	128	vox-1	5.48
ResNet-34 [9]	SAP	128	vox-1	5.51
ResNet-34 [9]	LDE	128	vox-1	5.21
TDNN [25]	ASP	1500	vox-1	3.85
ResCNN [12]	GAP	256	vox-1	5.39
OrthoResCNN [12]	OVP	128	vox-1	2.85
ResNet-34 [13]	1D-SPE	256	vox-1	4.20
VGG [26]	MHA	512	vox-1	4.0
SC-ResNet-18 [14]	GAP	1024	vox-1	3.03
SC-ResNet-18-MCSAE	MCSAE	1024	vox-1	<b>2.07</b>
SC-ResNet-34-MCSAE	MCSAE	1024	vox-1	<b>1.84</b>

**Table 3.** Experimental results in terms of each MCSAE component

Model	Condition	Params	EER
SC-ResNet-18-MCSAE	w/ self-attention	≈15.6M	2.60
	w/ cross self-attention	≈15.6M	2.25
	w/ random masking	≈15.6M	2.07

## 5. CONCLUSIONS

Controlling the variability of the speaker embedding is important for speaker verification tasks. In this paper, we propose masked cross self-attention encoding (MCSAE) for deep speaker embedding. The cross self-attention mechanism improves the concentration of speaker information in the output of multiple pooling. The random masking method also minimizes the other information during encoding. Experimental results upon employing the *VoxCeleb* data set demonstrate that proposed model improves EER performance compared to the previous state-of-the-art models.

## 7. REFERENCES

- [1] Douglas A. Reynolds, Thomas F. Quatieri, and Robert B. Dunn, "Speaker Verification using Adapted Gaussian Mixture Models," *Digital Signal Processing*, vol. 10, no. 1-3, pp. 19-41, 2000.
- [2] William M. Campbell, Douglas E. Sturim, Douglas A. Reynolds, and Alex Solomonoff, "SVM based Speaker Verification using a GMM Supervector Kernel and NAP Variability Compensation," in *Proc. of ICASSP*. IEEE, 2006, pp. 97-100.
- [3] Patrick Kenny, Gilles Boulianne, Pierre Ouellet, and Pierre Dumouche, "Factor Analysis Simplified Speaker Verification Applications," in *Proc. of ICASSP*. IEEE, 2005, pp. 637-640.
- [4] Najim Dehak, Patrick J Kenny, Réda Dehak, Pierre Dumouchel, and Pierre Ouellet, "Front-End Factor Analysis for Speaker Verification," *IEEE Trans. on Audio, Speech, and Language Processing*, vol. 19, no. 4, pp. 788-798, 2011.
- [5] Daniel Garcia-Romero and Carol Y. Espy-Wilson, "Analysis of i-vector Length Normalization in Speaker Recognition Systems," in *Proc. of Interspeech*, 2011, 249-252.
- [6] Ehsan Variiani, Xin Lei, Erik McDermott, Ignacio Lopez-Moreno, and Javier Gonzalez-Dominguez, "Deep Neural Networks for Small Footprint Text-Dependent Speaker Verification," in *Proc. of ICASSP*. IEEE, 2014, pp. 4052-4056.
- [7] David Snyder, Daniel Garcia-Romero, Gregory Sell, Daniel Povey, and Sanjeev Khudanpur, "X-vectors: Robust DNN Embeddings for Speaker Recognition," in *Proc. of ICASSP*. IEEE, 2018, pp. 5329-5333.
- [8] Kaiming He, Xiangyu Zhang, Shaoqing Ren, and Jian Sun, "Deep Residual Learning for Image Recognition," in *Proc. of CVPR*. IEEE, 2016, pp. 770-778.
- [9] Weicheng Cai, Jinkun Chen, and Ming Li, "Exploring the Encoding Layer and Loss Function in End-to-End Speaker and Language Recognition System," in *Proc. of Odyssey*, 2018, pp. 74-81.
- [10] Weicheng Cai, Jinkun Chen, and Ming Li, "Analysis of Length Normalization in End-to-End Speaker Verification System," in *Proc. of Interspeech*, 2018, pp. 3618-3622.
- [11] Weidi Xie, Arsha Nagrani, Joon Son Chung, and Andrew Zisserman, "Utterance-level Aggregation for Speaker Recognition in the Wild," in *Proc. of ICASSP*. IEEE, 2019, pp. 5791-5795.
- [12] Insoo Kim, Kyuhong Kim, Jiwhan Kim, and Changkyu Choi, "Deep Representation using Orthogonal Decomposition and Recombination for Speaker Verification," in *Proc. of ICASSP*. IEEE, 2019, pp. 6126-6130.
- [13] Youngmoon Jung, Younggwon Kim, Hyungjun Lim, Yeunju Choi, Hoirin Kim, "Spatial Pyramid Encoding with Convex Length Normalization for Text-Independent Speaker Verification," in *Proc. of Interspeech*, 2019, pp. 4030-4034.
- [14] Soonshin Seo, Daniel Jun Rim, Minkyu Lim, Donghyun Lee, Hosung Park, Junseok Oh, Changmin Kim, and Ji-Hwan Kim, "Shortcut Connections based Deep Speaker Embeddings for End-to-End Speaker Verification System," in *Proc. of Interspeech*, 2019, pp. 2928-2932.
- [15] Fei Wang, Mengqing Jiang, Chen Qian, Shuo Yang, Cheng Li, Honggang Zhang, Xiaogang Wang, and Xiaoou Tang, "Residual Attention Network for Image Classification," in *Proc. of CVPR*. IEEE, 2017, pp. 3156-3164.
- [16] Ashish Vaswani, Noam Shazeer, Niki Parmar, Jakob Uszkoreit, Llion Jones, Aidan N. Gomez, Łukasz Kaiser, and Illia Polosukhin, "Attention Is All You Need," in *Proc. of NeurIPS*, 2017, pp. 5998-6008.
- [17] Zhouhan Lin, Minwei Feng, Cicero Nogueira dos Santos, Mo Yu, Bing Xiang, Bowen Zhou, and Yoshua Bengio, "A Structured Self-Attentive Sentence Embedding," in *Proc. of ICLR*, 2017.
- [18] Kuang-Huei Lee, Xi Chen, Gang Hua, Houdong Hu, and Xiaodong He, "Stacked Cross Attention for Image-Text Matching," in *Proc. of ECCV*, 2018, pp. 201-216.
- [19] Liqiang Bao, Bingpeng Ma, Hong Chang, and Xilin Chen, "Masked Graph Attention Network for Person Re-Identification," in *Proc. of CVPR*. IEEE, 2019.
- [20] Bharat Padi, Anand Mohan, and Sriram Ganapathy, "Attention based Hybrid i-vector BLSTM Model for Language Recognition," in *Proc. of Interspeech*, 2019, pp. 1263-1267.
- [21] Shi-Xiong Zhang, Zhuo Chen, Yong Zhao, Jinyu Li, and Yifan Gong, "End-to-End Attention based Text-Dependent Speaker Verification," in *Proc. of SLT*. IEEE, 2016, pp. 171-178.
- [22] Gautam Bhattacharya, Jahangir Alam, and Patrick Kenny, "Deep Speaker Embeddings for Short-Duration Speaker Verification," in *Proc. of Interspeech*, 2017, pp. 1517-1521.
- [23] FA Rezaur Rahman Chowdhury, Quan Wang, Ignacio Lopez Moreno, and Li Wan, "Attention-based models for text-dependent speaker verification," in *Proc. of ICASSP*. IEEE, 2018, pp. 5359-5363.
- [24] Yingke Zhu, Tom Ko, David Snyder, Brian Mak, and Daniel Povey, "Self-Attentive Speaker Embeddings for Text-Independent Speaker Verification," in *Proc. of Interspeech*, 2018, pp. 3573-3577.
- [25] Koji Okabe, Takafumi Koshinaka, and Koichi Shinoda, "Attentive Statistics Pooling for Deep Speaker Embedding," in *Proc. of Interspeech*, 2018, pp. 2252-2256.
- [26] Miquel India, Pooyan Safari, and Javier Hernando, "Self Multi-Head Attention for Speaker Recognition," in *Proc. of Interspeech*, 2019, pp. 4305-4309.
- [27] Arsha Nagrani, Joon Son Chung, and Andrew Zisserman, "VoxCeleb: A Large-scale Speaker Identification Dataset," in *Proc. of Interspeech*, 2017, pp. 2616-2620.