

The Mott transition as a topological phase transition

Sudeshna Sen*, Patrick J. Wong*, and Andrew K. Mitchell
School of Physics, University College Dublin, Belfield, Dublin 4, Ireland

We show that the Mott metal-insulator transition in the standard one-band Hubbard model can be understood as a topological phase transition. Our approach is inspired by the observation that the mid-gap pole in the self-energy of a Mott insulator resembles the zero-energy spectral pole of the localized surface state in a topological insulator. We use NRG-DMFT to solve the infinite-dimensional Hubbard model, and represent the resulting local self-energy in terms of the boundary Green's function of an auxiliary tight-binding chain without interactions. The auxiliary system is of generalized SSH model type; the Mott transition corresponds to a dissociation of domain walls.

The Mott transition is a classic paradigm in the physics of strongly correlated electron systems, where electronic interactions drive a metal-insulator phase transition [1–3]. In a Mott insulator (MI), the strong local Coulomb repulsion localizes electrons, opening a charge gap to single-particle excitations and suppressing transport.

Although most MIs are accompanied by magnetic order at low temperatures, yielding a symmetry-broken superlattice structure [2], this is not an essential requirement [3–5]. The one-band Hubbard model on the Bethe lattice is the simplest model describing the Mott transition to a paramagnetic MI, and can be solved numerically exactly using dynamical mean-field theory (DMFT) [6, 7]. The insulating properties of the MI cannot be understood on the single-particle level; all nontrivial physics is contained in the interaction self-energy [7–9]. Throughout the insulating phase, the MI self-energy features a mid-gap pole pinned at zero energy. In the metallic Fermi liquid (FL) phase, Landau damping sets in at low energies. Close to the Mott transition, the FL self-energy develops a double-peak structure responsible for the pre-formed spectral gap, separating the central quasiparticle resonance in the density of states from the high energy Hubbard bands. Importantly, the Mott transition from FL to MI arises without the gap between the Hubbard bands closing; instead the self-energy peaks sharpen and coalesce to form a single Mott pole [7–9].

MIs contrast to standard band insulators, where the non-interacting band structure is already gapped due to the specific periodic structure of the real-space lattice. Indeed, the topology of the band structure of non-interacting systems plays an important role [10–12]. In particular, topological insulators constitute distinct phases of matter, characterized by robust metallic states localized at boundaries, or at interfaces with trivial insulators [13–15]. Topological phase transitions typically involve bulk gap closing without symmetry breaking, and are characterized by the discrete change in a topological invariant [16]. However, for interacting systems the standard topological classification breaks down [17–19]. The effect of including electronic interactions in systems with topologically nontrivial single-particle band structures is the focus of active research [20–33].

Recently, the violation of Luttinger's theorem in correlated materials has been connected to the emergence of topological order [34–42]. Although Luttinger's theorem is satisfied throughout the FL phase of the Hubbard model due to the vanishing of the Luttinger integral [9, 42–45], it is violated in a MI [9, 43, 46]. Importantly, the Luttinger integral takes a universal finite value throughout the MI phase [9], suggesting that it may play the role of a topological invariant, and that topological information is contained in the interaction self-energy.

In this Letter, we uncover a hidden topology in the self-energy of the standard one-band paramagnetic Hubbard model in infinite dimensions. Specifically, we show that the rich many-body features of the Mott transition can be interpreted in terms of topological properties of an auxiliary non-interacting system coupled to the physical lattice degrees of freedom. The original interacting lattice system is mapped onto a completely non-interacting one; the self-energy dynamics are provided by coupling to fictitious degrees of freedom of an auxiliary system, see Fig. 1. We use NRG-DMFT [6, 7, 47] to calculate the zero-temperature local lattice self-energy numerically exactly, perform the exact mapping to an auxiliary tight-binding chain coupled to each physical lattice site, and analyze their topological properties across the Mott transition. The auxiliary chains are found to be of generalized Su-Schrieffer-Heeger [48] (SSH) model type, with the MI being the topologically nontrivial phase. The double peak structure of the self-energy in the topologically trivial FL phase corresponds to an SSH chain with additional domain walls. In each regime, we construct simple effective models to describe the emergent physics.

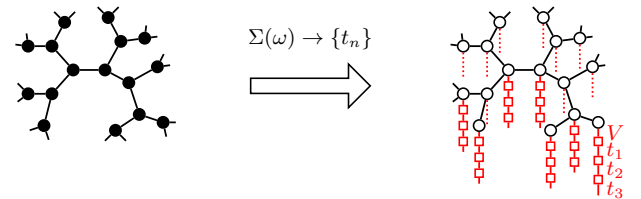


Figure 1. Mapping from the Hubbard model (left) to a fully non-interacting system (right) in which physical degrees of freedom (\circ) couple to auxiliary tight-binding chains (\square).

Models and mappings.— To uncover the topological features of the Mott transition in their simplest form, we focus on the one-band Hubbard model (Fig. 1, left),

$$\begin{aligned} H_{\text{latt}} &= H_{\text{band}} + H_{\text{int}} \\ &= \tilde{t} \sum_{\langle i,j \rangle, \sigma} c_{i\sigma}^\dagger c_{j\sigma} + U \sum_i c_{i\uparrow}^\dagger c_{i\uparrow} c_{i\downarrow}^\dagger c_{i\downarrow}, \end{aligned} \quad (1)$$

where $\langle i, j \rangle$ denotes nearest neighbours on the Bethe lattice, and we consider the system at half-filling for simplicity. In the limit of infinite lattice coordination $N \rightarrow \infty$ (considered hereafter), the self-energy $\Sigma(\omega)$ becomes purely local [6] such that $G(\omega) = 1/[\omega^+ - \Sigma(\omega) - t^2 G(\omega)]$, where $\omega^+ = \omega + i0^+$, $t = \tilde{t}\sqrt{N}$, and $G(\omega)$ is the retarded lattice Green's function.

Since the self-energy is analytic and causal, it may be replaced by a hybridization $\Sigma(\omega) \equiv \Delta_0(\omega)$ to auxiliary ('ghost') degrees of freedom described by some non-interacting H_{aux} . The full single-particle dynamics of Eq. 1 can therefore be reproduced by replacing $H_{\text{int}} \rightarrow H_{\text{aux}} + H_{\text{hyb}}$. Specifically, we take H_{aux} to be non-interacting semi-infinite tight-binding chains,

$$H_{\text{aux}} = \sum_{i,\sigma} \sum_{n=1}^{\infty} t_n \left(f_{i\sigma,n}^\dagger f_{i\sigma,n+1} + \text{H.c.} \right), \quad (2)$$

coupled at one end to the physical lattice degrees of freedom via $H_{\text{hyb}} = V \sum_{i,\sigma} (c_{i\sigma}^\dagger f_{i\sigma,1} + f_{i\sigma,1}^\dagger c_{i\sigma})$, see Fig. 1 (right). Here we use NRG-DMFT [7, 47] to determine $\Sigma(\omega)$ at $T = 0$ for different U/t across the Mott transition, occurring at $U_c/t \simeq 5.9$, and from it extract $\{t_n\}$.

Continued fraction expansion.— With H_{aux} in the form of a linear chain, $\Delta_0(\omega)$ can be expressed as a continued fraction from the recursion $\Delta_n(\omega) = t_n^2/[\omega^+ - \Delta_{n+1}(\omega)]$, where $t_0 = V$. The set of chain hopping parameters $\{t_n\}$ in Eq. 2 for a given input self-energy $\Sigma(\omega)$ is uniquely determined using this recursion for Δ_n (initialized by $\Delta_0 = \Sigma$), together with the identity $t_n^2 = -\frac{1}{\pi} \text{Im} \int d\omega \Delta_n(\omega)$. We impose a high-energy cutoff D such that $\text{Im}\Sigma(\omega) \propto \theta(D - |\omega|)$ [49]. The mapping is efficient, numerically stable and accurate, although care must be taken with poles in Δ_n [50].

Mott insulator.— For interaction strength $U > U_c$, the Hubbard model Eq. 1 describes a MI, with two Hubbard bands separated by a hard spectral gap of width 2δ . The corresponding self-energy at zero temperature is shown in Fig. 2(a), obtained by NRG-DMFT for $U/t = 9$. The imaginary part of the self-energy features a mid-gap 'Mott pole' throughout the MI phase, pinned at $\omega = 0$ (and with finite weight at the transition).

Mapping to the auxiliary non-interacting chain, Eq. 2, leads to a model of modified SSH type – see Fig. 2(b). In particular, the hard gap in $\text{Im}\Sigma(\omega)$ generates an alternating sequence of t_n in H_{aux} at large distances from the physical degrees of freedom,

$$t_n \stackrel{n\delta/D \gg 1}{\sim} \frac{1}{2} [D + (-1)^n \delta] \quad : \text{MI} \quad (3)$$

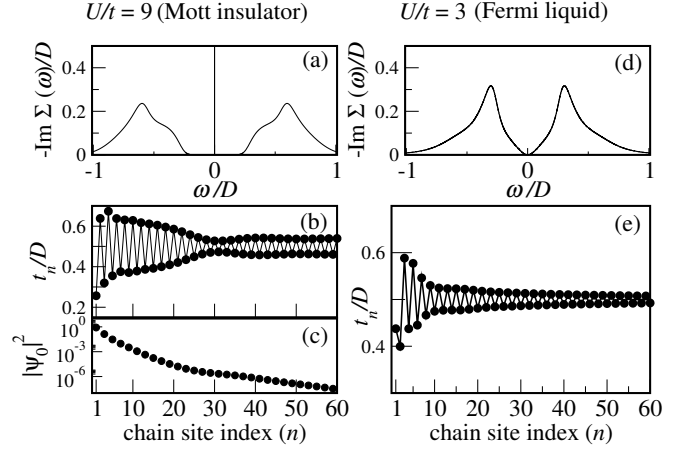


Figure 2. Lattice self-energy at $T = 0$ obtained from NRG-DMFT [panels (a,d)] and corresponding t_n of the auxiliary chain [panels (b,e)]. Left panels show results for the MI ($U/t = 9$, $D = 4$): the hard gap in $\text{Im}\Sigma(\omega)$ and the Mott pole at $\omega = 0$ produce an SSH-type chain in the topological phase, hosting an exponentially-localized boundary zero mode, panel (c). Right panels show the metallic FL ($U/t = 3$, $D = 3$): the low-energy ω^2 pseudogap in $\text{Im}\Sigma(\omega)$ produces a generalized SSH chain with $1/n$ decay, in the trivial phase.

In the MI phase, the auxiliary chain parameters are alternating for all n , starting from a weak bond ($t_1 < t_2$). It is this feature that produces the Mott mid-gap pole at $\omega = 0$. Additional structure in the Hubbard bands merely gives rise to transient structure in the t_n for small n , but importantly the parity of the alternation, $t_{2n-1}/t_{2n} < 1$, is preserved for all n [see Fig. 2(b)].

The SSH model in its topological phase (Eq. 2 with t_n given by Eq. 3 for all $n \geq 1$) hosts an exponentially-localized boundary zero-mode that is robust to parity-preserving perturbations [48]. Similarly, the zero-energy Mott pole corresponds to a robust and exponentially-localized state living at the end of the auxiliary chain (on its boundary with the physical degrees of freedom of the original lattice). This can be readily seen from the transfer matrix method, which gives the wavefunction amplitude of the zero-energy state at odd sites $(2n-1)$ of H_{aux} as $|\psi_0(2n-1)|^2 \sim \prod_{x=1}^n t_{2x-1}/t_{2x}$, which at large n decays exponentially as $\exp(-n/\xi)$ with $\xi \approx D/2\delta$ for small δ (while $|\psi_0(2n)|^2 = 0$ for all n) [48]. The boundary-localized nature of this zero-mode state is confirmed by exact diagonalization of H_{aux} , see Fig. 2(c).

Metallic FL phase.— For $U < U_c$, Eq. 1 describes a correlated metal, with low-energy FL properties characterized by a quadratic dependence of the self-energy, $-\text{Im}\Sigma(\omega \rightarrow 0) \sim (\omega/Z)^2$, in terms of the quasiparticle weight Z . In Fig. 2(d) we plot the $T = 0$ self-energy deep in the FL phase, obtained by NRG-DMFT for $U/t = 3$. We obtain a distinctive form for the auxiliary chain hopping parameters from the continued fraction expansion,

arising due to the low-energy pseudogap in $\text{Im}\Sigma(\omega)$,

$$t_n^2 \underset{n \gg 1}{\sim} \frac{D^2}{4} \left[1 - \frac{r}{n+d} (-1)^n \right] : \text{FL} \quad (4)$$

where $r = 2$ is the exponent of the low-energy spectral power-law, and $d \sim 1/Z$. Eq. 2 with hopping parameters t_n given by Eq. 4 generalizes the standard hard-gapped SSH model to the pseudogapped case: the alternating sequence of t_n again has a definite parity, but with a decaying $1/n$ envelope. Since $t_{2n-1}/t_{2n} > 1$ for all n (the chain starting this time from a *strong* bond), the analogous SSH model would be in its trivial phase; likewise here, the FL phase of the Hubbard model may be regarded as trivial. There is no localized boundary state of the auxiliary chain in the FL phase.

Vicinity of transition.— Deep in either MI or FL phases of the Hubbard model, the auxiliary chains are of generalized SSH model type, with the MI being topologically nontrivial. A robust and exponentially-localized zero-energy state lives on the boundary between the auxiliary and physical systems throughout the MI phase, corresponding to the Mott pole. However, richer physics is observed on approaching the Mott transition from the FL phase. In particular, the Mott transition occurs *without* bulk gap closing of the Hubbard bands (unusual for a topological phase transition). What is the mechanism for the transition between the trivial FL and the topological MI in terms of the auxiliary chains?

In the vicinity of the transition on the FL side, the self-energy develops a preformed gap, inside which are peaks located at $\pm\omega_p$ with $\omega_p \propto t\sqrt{Z}$, while quadratic ‘pseudogap’ behaviour sets in on the lowest energy scales $|\omega| \ll \omega_p$ [7–9]. The transition corresponds to $Z \rightarrow 0$. Before performing the exact mapping $\Sigma(\omega) \rightarrow \{t_n\}$ numerically, we consider the evolution of chain parameters for a simpler toy system mimicking the Mott transition: two mid-gap spectral poles merging to one.

To do this, we consider the general problem of determining the chain parameters t_n for a composite spectrum $A(\omega) = \frac{1}{N} \sum_i w_i A_i(\omega)$, with $N = \sum_i w_i$. Although spectral elements are simply additive, the composition rule for the t_n is highly non-linear. To make progress we note that spectral moments are additive, $\mu_k = \frac{1}{N} \sum_i w_i \mu_{i,k}$ with $\mu_{i,k} = \int d\omega \omega^k A_i(\omega)$, and use the moment expansion [51] of the chain parameters $t_n^2 = X_n(n)$, where

$$X_k(n) = \frac{X_k(n-1)}{t_{n-1}^2} - \frac{X_{k-1}(n-2)}{t_{n-2}^2}, \quad (5)$$

with $X_k(0) = \mu_{2k}$, $X_k(-1) = 0$ and $t_{-1}^2 = t_0^2 = 1$.

Analysis of the equations shows that adding a zero-energy pole to the boundary spectral function of the SSH model in the trivial phase flips the parity of the corresponding t_n (the first coupling of the chain swaps from a strong to a weak bond), yielding the topological SSH model, Eq. 3, as expected. What change in t_n results

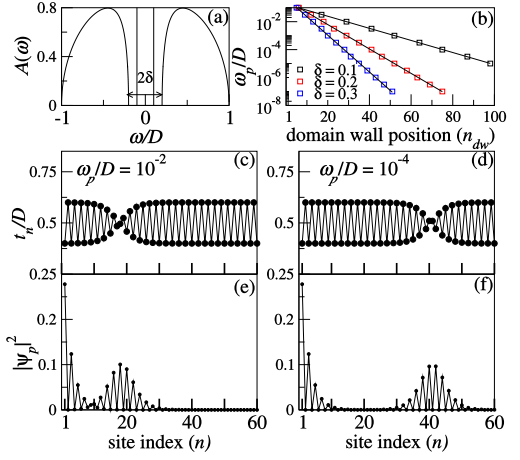


Figure 3. Modified SSH model with two poles at $\pm\omega_p$ inside a gap of width 2δ [spectral function illustrated in panel (a)]. Chain parameters t_n presented in panels (c) and (d) for $\omega_p/D = 10^{-2}$ and 10^{-4} with common $\delta/D = 0.2$, showing a domain wall at n_{dw} . States localized at the boundary and the domain wall hybridize and gap out to give exact eigenstates with energies $\pm\omega_p$, panels (e) and (f). The domain wall position [panel (b), points] follows $\omega_p \sim D \exp(-n_{\text{dw}}\delta/D)$ (lines).

from adding *two* poles at $\pm\omega_p$ to the trivial SSH spectrum, as depicted in Fig. 3(a)?

Figs. 3 (c,d) show the chain parameters t_n for $\omega_p/D = 10^{-2}$ and 10^{-4} . At large n , the chain remains in the trivial SSH phase. However, a domain wall appears at n_{dw} where the parity of the alternation flips; the chain for $1 < n < n_{\text{dw}}$ is therefore in the *topological* phase of the SSH model (starting at $n = 1$ from a *weak* bond). This produces *two* localized states – one at the boundary ($n = 1$), and the other pinned at the domain wall ($n = n_{\text{dw}}$), which hybridize and gap out to produce two states at energies $\pm\omega_p$. Since these are topological states and exponentially localized, the hybridization is exponentially small in the real-space separation between them along the chain, and we find $\omega_p \sim D \exp(-n_{\text{dw}}\delta/D)$, see panel (b). This physical picture is confirmed by examining the exact eigenstates ψ_p with energy ω_p satisfying $H_{\text{aux}}\psi_p = \omega_p\psi_p$, plotted in panels (e,f).

The Mott transition as $U \rightarrow U_c^-$ is characterized by $\omega_p \rightarrow 0$. In terms of the auxiliary chain, a *pair* of topological defects forms at the boundary when deep in the FL phase. One of these separates and moves down the chain as the transition is approached. As $U \rightarrow U_c^-$ then $\omega_p \rightarrow 0$, and $n_{\text{dw}} \rightarrow \infty$. At the transition itself, the two poles coalesce into the single Mott pole, and the chain is left with a single topological defect state at the boundary. This mechanism is reminiscent of the vortex-pair dissociation in the Kosterlitz-Thouless transition [52]. The topological transition occurs without bulk gap closing.

The behaviour of the auxiliary chains for the actual Hubbard model is of course more complex than that of

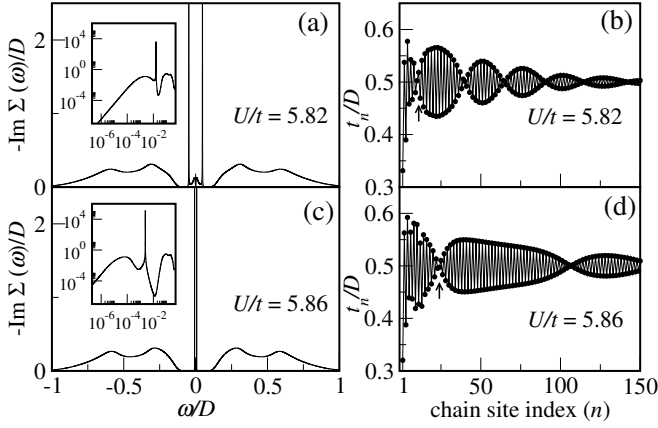


Figure 4. Self-energy $-\text{Im}\Sigma(\omega)$ from NRG-DMFT (a,c) and corresponding auxiliary chain parameters t_n (b,d) close to the Mott transition in the FL phase at $T = 0$. Top panels for $U/t = 5.82$; lower panels for $U/t = 5.86$ (both with $D = 3$). Self-energy peaks of finite width centred on $\pm\omega_p$ produce a generalized SSH chain with periodic domain wall structure. Low-energy ω^2 behaviour of the self-energy manifests as long-distance $(-1)^n/n$ behaviour in the chains. As the transition is approached, the self-energy peaks sharpen into poles and $\omega_p \rightarrow 0$; correspondingly, the location of the first domain wall moves out, and the beating period increases, leaving a single boundary-localized topological state in the MI.

the above toy model. In particular, the true self-energy $\Sigma(\omega)$ is not completely hard-gapped in the FL phase, but features a low-energy quadratic pseudogap. Including this leads to alternating t_n with a $1/n$ envelope as per Eq. 4. Another key difference is that the peaks in the self-energy close to the transition are not delta-functions but have finite width. For the auxiliary chains, these peaks can be viewed as narrow *bands* of hybridizing topological states produced by a periodic structure of domain walls, as shown in the Supplementary Material [50]. One therefore expects a beating pattern in the chain parameters.

All these expected features are seen in the exact results for the self-energy and corresponding chain parameters close to the transition, shown in Fig. 4. In particular, the chains start from a weak bond (giving a localized boundary state); the position of the first domain wall moves to larger distances as ω_p becomes smaller nearer the transition; the period of the beating becomes longer as the self-energy peaks become sharper; and the alternation in t_n attenuates as $1/n$ at long distances.

Combining these insights, we propose a simple toy model that approximates all of the qualitative features of the true lattice self-energy throughout the FL phase:

$$t_n^2 = \frac{D^2}{4} \left[1 - \frac{2}{n+d} (-1)^n \right] \times [1 - \beta \cos(2\pi n/\lambda + \phi)]. \quad (6)$$

A representative example is shown in Fig. 5(a), where we have fit the parameters of Eq. 6 to best match $\Sigma(\omega)$ from NRG-DMFT [panel (c)] with $\Delta_0(\omega)$ of the toy model

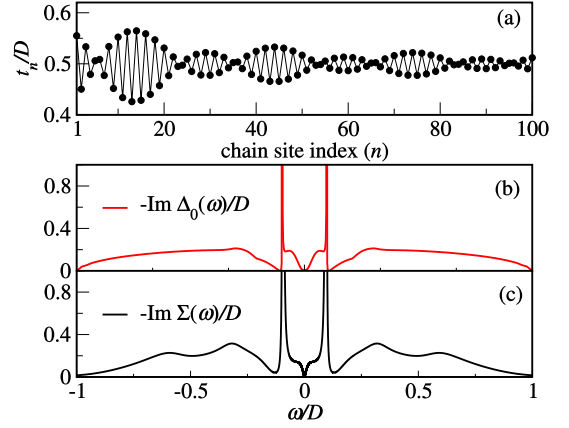


Figure 5. Auxiliary chain parameters t_n of the toy model Eq. 6, with parameters $\beta = 3$, $d = 15$, $\phi = 0.1$ and $\lambda = 30$ [panel (a)]. The resulting $\Delta_0(\omega)$ [panel (b)] is in good agreement with the true lattice self-energy of the Hubbard model for $U/t = 5.6$, $D = 3$ [panel (c)].

[panel (b)]. The transition is approached as $\lambda, d \rightarrow \infty$.

Topological invariant.— A recent paper by Logan and Galpin [9] shows for the Hubbard model Eq. 1 at $T = 0$ that the Luttinger integral takes distinct constant values in the FL and MI phases,

$$I_L = \frac{2}{\pi} \text{Im} \int_{-\infty}^0 d\omega G(\omega) \frac{d\Sigma(\omega)}{d\omega} = \begin{cases} 0 & : \text{FL} \\ 1 & : \text{MI} \end{cases} \quad (7)$$

The finite value of I_L for the generic MI [53] can be traced to the Mott pole, which we identified in this work as the topological feature of the MI. Indeed, it has been suggested that violation of Luttinger's theorem implies topological order [34–39, 42]. Since the evolution of the self-energy with interaction strength drives the Mott transition, the Luttinger integral is a natural quantity to characterize the distinct topology of the FL and MI phases, and may be regarded as a topological invariant.

Conclusions.— We present an interpretation of the classic Mott transition in the infinite-dimensional one-band Hubbard model as a topological phase transition. The lattice self-energy, determined here by NRG-DMFT, is mapped to an auxiliary tight-binding chain, which is found to be of generalized SSH model type. The MI is the topological phase, with a boundary-localized zero-energy state corresponding to the Mott pole. The transition from FL to MI involves domain wall dissociation.

We argue that any system with a zero-pole in its local self-energy may be similarly regarded as topological. It would be interesting to explore the mapping away from half-filling and at finite temperature, as well as the time-dependence after a quench. The analysis could also be extended to multi-band models, where the auxiliary chains become multi-legged ladders. We speculate that a superconducting Hubbard model may map to auxiliary Ki-

taev chains involving Majoranas. For a fully momentum-dependent self-energy of a D -dimensional lattice, the mapping generalizes to an auxiliary lattice in $D + 1$ dimensions; for a MI, the auxiliary lattice may be a topological insulator with a localized boundary state.

Acknowledgments.— This paper is dedicated to the memory of Mark Jarrell. We acknowledge discussions with Siddhartha Lal, Cedric Weber and N. S. Vidhyadhiraja. We acknowledge funding from the Irish Research Council Laureate Awards 2017/2018 through grant IRCLA/2017/169.

-
- [1] J. Hubbard, Proc. Roy. Soc. A **276**, 238 (1963).
 - [2] M. Imada, A. Fujimori, and Y. Tokura, Rev. Mod. Phys. **70**, 1039 (1998).
 - [3] N. F. Mott, *Metal-Insulator Transitions* (Taylor and Francis, London, 1974).
 - [4] V. Dobrosavljević, in *Conductor-Insulator Quantum Phase Transitions*, edited by V. Dobrosavljević, N. Trivedi, and J. M. Valles (Oxford University Press, Oxford, 2012) pp. 3–63.
 - [5] A. Pustogow, M. Bories, A. Löhle, R. Rösslhuber, E. Zhukova, B. Gorshunov, S. Tomić, J. A. Schlueter, R. Hübner, T. Hiramatsu, and et al., Nature Materials **17**, 773 (2018).
 - [6] A. Georges, G. Kotliar, W. Krauth, and M. J. Rozenberg, Rev. Mod. Phys. **68**, 13 (1996).
 - [7] R. Bulla, Phys. Rev. Lett. **83**, 136 (1999).
 - [8] A. Georges and G. Kotliar, Phys. Rev. Lett. **84**, 3500 (2000).
 - [9] D. E. Logan and M. R. Galpin, J. Phys. Condens. Matter **28**, 025601 (2015).
 - [10] M. Z. Hasan and C. L. Kane, Rev. Mod. Phys. **82**, 3045 (2010).
 - [11] X.-L. Qi and S.-C. Zhang, Rev. Mod. Phys. **83**, 1057 (2011).
 - [12] J. E. Moore, Nature **464**, 194 (2010).
 - [13] B.-J. Yang, M. S. Bahramy, and N. Nagaosa, Nature Communications **4**, 1524 (2013).
 - [14] M. König, S. Wiedmann, C. Brüne, A. Roth, H. Buhmann, L. W. Molenkamp, X.-L. Qi, and S.-C. Zhang, Science **318**, 766 (2007).
 - [15] D. Xiao, W. Zhu, Y. Ran, N. Nagaosa, and S. Okamoto, Nature Communications **2**, 1 (2011).
 - [16] J. E. Moore and L. Balents, Phys. Rev. B **75**, 121306 (2007).
 - [17] L. Fidkowski and A. Kitaev, Phys. Rev. B **81**, 134509 (2010); Phys. Rev. B **83**, 075103 (2011).
 - [18] T. Morimoto, A. Furusaki, and C. Mudry, Phys. Rev. B **92**, 125104 (2015).
 - [19] L. Wang, H. Jiang, X. Dai, and X. C. Xie, Phys. Rev. B **85**, 235135 (2012).
 - [20] S. Rachel, Rep. Prog. Phys. **81**, 116501 (2018); V. Y. Irkhin and Y. N. Skryabin, Physics of Metals and Metallography **120**, 513 (2019).
 - [21] L. Crippa, A. Amaricci, N. Wagner, G. Sangiovanni, J. Budich, and M. Capone, arXiv preprint arXiv:1904.11836 (2019); A. Amaricci, L. Privitera, F. Petocchi, M. Capone, G. Sangiovanni, and B. Trauzettel, Phys. Rev. B **95**, 205120 (2017); A. Amaricci, J. Budich, M. Capone, B. Trauzettel, and G. Sangiovanni, Phys. Rev. Lett. **114**, 185701 (2015); A. Amaricci, J. C. Budich, M. Capone, B. Trauzettel, and G. Sangiovanni, Phys. Rev. B **93**, 235112 (2016).
 - [22] M. Hohenadler and F. F. Assaad, J. Phys. Condens. Matter **25**, 143201 (2013).
 - [23] H.-H. Hung, V. Chua, L. Wang, and G. A. Fiete, Phys. Rev. B **89**, 235104 (2014).
 - [24] J. M. Pizarro, S. Adler, K. Zantout, T. Mertz, P. Barone, R. Valentí, G. Sangiovanni, and T. O. Wehling, arXiv preprint arXiv:2001.04102 (2020).
 - [25] T. Yoshida, S. Fujimoto, and N. Kawakami, Phys. Rev. B **85**, 125113 (2012); Y. Tada, R. Peters, M. Oshikawa, A. Koga, N. Kawakami, and S. Fujimoto, Phys. Rev. B **85**, 165138 (2012).
 - [26] J. C. Budich, B. Trauzettel, and G. Sangiovanni, Phys. Rev. B **87**, 235104 (2013).
 - [27] S. Raghu, X.-L. Qi, C. Honerkamp, and S.-C. Zhang, Phys. Rev. Lett. **100**, 156401 (2008).
 - [28] P. Kumar, T. Mertz, and W. Hofstetter, Phys. Rev. B **94**, 115161 (2016).
 - [29] A. Medhi, V. B. Shenoy, and H. R. Krishnamurthy, Phys. Rev. B **85**, 235449 (2012).
 - [30] H. Ishida and A. Liebsch, Phys. Rev. B **90**, 205134 (2014).
 - [31] M. Bijelic, R. Kaneko, C. Gros, and R. Valentí, Phys. Rev. B **97**, 125142 (2018); T. Yoshida, R. Peters, S. Fujimoto, and N. Kawakami, Phys. Rev. Lett. **112**, 196404 (2014); **87**, 085134 (2013).
 - [32] T. Yoshida, R. Peters, S. Fujimoto, and N. Kawakami, Physical review letters **112**, 196404 (2014).
 - [33] G. Magnifico, D. Vodola, E. Ercolessi, S. Kumar, M. Müller, and A. Bermudez, Physical Review D **99**, 014503 (2019).
 - [34] W. Wu, M. S. Scheurer, S. Chatterjee, S. Sachdev, A. Georges, and M. Ferrero, Phys. Rev. X **8**, 021048 (2018).
 - [35] M. S. Scheurer, S. Chatterjee, W. Wu, M. Ferrero, A. Georges, and S. Sachdev, PNAS **115**, E3665 (2018).
 - [36] S. Sachdev, Rep. Prog. Phys. **82**, 014001 (2018).
 - [37] A. Paramekanti and A. Vishwanath, Phys. Rev. B **70**, 245118 (2004).
 - [38] I. Osborne, T. Paiva, and N. Trivedi, arXiv preprint arXiv:2001.07197 (2020).
 - [39] T. Senthil, S. Sachdev, and M. Vojta, Phys. Rev. Lett. **90**, 216403 (2003).
 - [40] V. Y. Irkhin and Y. N. Skryabin, Physics Letters A **383**, 2974 (2019).
 - [41] A. Mukherjee and S. Lal, arXiv preprint arXiv:1802.06528 (2018).
 - [42] M. Oshikawa, Phys. Rev. Lett. **84**, 3370 (2000).
 - [43] T. D. Stanescu, P. Phillips, and T.-P. Choy, Phys. Rev. B **75**, 104503 (2007).
 - [44] I. Dzyaloshinskii, Phys. Rev. B **68**, 085113 (2003).
 - [45] K. B. Dave, P. W. Phillips, and C. L. Kane, Phys. Rev. Lett. **110**, 090403 (2013).
 - [46] A. Rosch, Eur. Phys. J. B **59**, 495 (2007).
 - [47] A. Weichselbaum and J. Von Delft, Phys. Rev. Lett. **99**, 076402 (2007).
 - [48] W. P. Su, J. R. Schrieffer, and A. J. Heeger, Phys. Rev. Lett. **42**, 1698 (1979); J. K. Asbóth, L. Oroszlány, and A. Pályi, *A Short Course on Topological Insulators* (Springer, Cham, 2016).

- [49] Results presented are insensitive to the choice of D .
- [50] See Supplementary Material.
- [51] V. S. Vishwanath and G. Müller, *The Recursion Method* (Springer, New York, 1994).
- [52] J. M. Kosterlitz and D. Thouless, Journal of Physics C: Solid State Physics **5**, L124 (1972); J. M. Kosterlitz and D. J. Thouless, **6**, 1181 (1973).
- [53] $I_L = 1$ throughout the MI phase at $T = 0$ except at exact particle-hole symmetry [9], which appears to be a pathological point (possibly due to the order of limits for particle-hole symmetry-breaking and temperature).

The Mott transition as a topological phase transition: Supplementary Material

Sudeshna Sen*, Patrick J. Wong*, and Andrew K. Mitchell
School of Physics, University College Dublin, Belfield, Dublin 4, Ireland

This Supplementary Material consists of the following. In section S-1 we provide technical details of the continued fraction expansion (CFE) of the Hubbard model self-energy and discuss the analytic structure of auxiliary chain correlation functions. In section S-2 we demonstrate the veracity of the obtained auxiliary chain hopping parameters $\{t_n\}$, by reproducing the input. In section S-3 we discuss the ‘moment expansion’ technique, and its advantages and drawbacks in the context of the current work. In section S-4 we provide additional analysis of the role of the mid-gap peaks on the chain structure. In section S-5 we discuss an alternative topological signature of the auxiliary chains based on boundary conductance arguments. Section S-6 contains technical details of the NRG and DMFT calculations.

S-1. AUXILIARY CHAIN CORRELATION FUNCTIONS

In this section we discuss technical details of the CFE for the mapping of the self-energy $\Sigma(\omega)$ to the auxiliary chain parameters $\{t_n\}$, which constitute a kind of ‘genetic code’ describing the role of electronic correlations in these systems. We also examine the mathematical structure of the auxiliary hybridization functions $\Delta_n(\omega)$.

The local lattice self-energy $\Sigma(\omega)$ as a function of real frequency ω , is the input for the calculations, and is assumed to be known. In the present work we use NRG-DMFT to obtain it at $T = 0$ (see Sec. S-6), but in principle any suitable method can be used. The self-energy is identified with a hybridization $\Delta_0(\omega)$ between the physical lattice degrees of freedom and fictitious auxiliary degrees of freedom which provide the same (single-particle) dynamics, $\Delta_0(\omega) = \Sigma(\omega)$. Furthermore, this hybridization can be written in terms of the boundary Green’s function of the free auxiliary system – here a semi-infinite tight-binding chain given by Eq. 2 of the main paper. We write $\Delta_0(\omega) = V^2 G_1(\omega)$, with V the tunneling matrix element between the physical lattice sites and the auxiliary chains appearing in H_{hyb} , and $G_1(\omega) = \langle\langle f_{i\sigma,1}; f_{i\sigma,1}^\dagger \rangle\rangle'$ is the retarded Green’s function (the prime denotes the isolated H_{aux}). We define $\mathcal{A}_n(\omega) = -\frac{1}{\pi} \text{Im} \Delta_n(\omega)$, such that $\int d\omega \mathcal{A}_0(\omega) = V^2$.

S-1.1. Continued fraction expansion of self-energy

The boundary Green’s function of the auxiliary chain can be expressed as $G_1(\omega) = 1/[\omega^+ - \Delta_1(\omega)]$ where $\omega^+ =$

$\omega + i0^+$ and $\Delta_1(\omega)$ is the hybridization to the rest of the chain. $\Delta_1(\omega) = t_1^2 \tilde{G}_2(\omega)$ can also be expressed in terms of a Green’s function. In this case, it is the boundary Green’s function of a chain starting at site $n = 2$ (i.e., the Green’s function at the end of the auxiliary chain with site 1 removed). Following the same logic recursively, we obtain $\tilde{G}_n(\omega) = 1/[\omega^+ - \Delta_n(\omega)]$ for $n \geq 1$, where $\Delta_n(\omega) = t_n^2 \tilde{G}_{n+1}(\omega)$. Here, $\tilde{G}_m(\omega) = \langle\langle f_{i\sigma,m}; f_{i\sigma,m}^\dagger \rangle\rangle'$ is the Green’s function of the auxiliary chain at site m with all sites $< m$ removed. We therefore obtain the continued fraction expansion,

$$\Delta_0(\omega) = \frac{V^2}{\omega^+ - \frac{t_1^2}{\omega^+ - \frac{t_2^2}{\ddots}}} \quad (1)$$

Starting from $\Delta_0(\omega) = \Sigma(\omega)$, and using $\int d\omega \mathcal{A}_n(\omega) \equiv -\frac{1}{\pi} \int d\omega \text{Im} \Delta_n(\omega) = t_n^2$, one can recursively determine all t_n . Although in practice the recursive procedure is stopped after a finite number of iterations, N , note that the t_n determined *en route* are (numerically) exact and are not affected by truncating the sequence at finite N (this is in contrast to methods involving discretization of the spectrum, or the moment expansion discussed below which is strongly nonlinear). For large enough N , the asymptotic properties of the chain parameters can be identified, and can be analytically continued, using a chain ‘terminator’. We observe that thousands of sites of the auxiliary chain must typically be determined to capture low-energy features in the FL phase. In the MI phase, shorter chains of a few hundred sites are usually sufficient to identify the asymptotic chain properties. We emphasize that in all cases an accurate representation of the self-energy requires long (preferably analytically continued) auxiliary chains. Representations involving only a few ‘ghost’ sites are not adequate.

Finally, we point out that accurate self-energies with high resolution in frequency must be used to recover the auxiliary chain properties discussed in this work.

S-1.2. Auxiliary chain representation of a Fermi liquid (FL)

In the FL phase, the technical complexity in determining $\{t_n\}$ numerically is due to the low energy form of the

(input) self-energy. In this case,

$$\Delta_0(\omega) \stackrel{\omega \rightarrow 0}{\sim} a_0\omega + ib_0\omega^2 \quad (a_0, b_0 < 0).$$

Step 1: Calculation of $\Delta_1(\omega)$:

$$\Delta_1(\omega) = t_1^2 \tilde{G}_2(\omega) = \omega^+ - 1/G_1(\omega).$$

Since both the real and imaginary parts of $G_1(\omega)$ is vanishingly small as $\omega \rightarrow 0$ and is equal to zero at $\omega = 0$, this leads to a non-analyticity in $\Delta_1(\omega = 0)$ and hence a singular part in the corresponding Green's function $\tilde{G}_2(\omega)$. We write $\tilde{G}_2(\omega) = \tilde{G}_2^{reg}(\omega) + \tilde{G}_2^{sing}(\omega)$, where $\tilde{G}_2^{reg}(\omega)$ represents the regular (continuum) part, and $\tilde{G}_2^{sing}(\omega)$ represents the singular part. More precisely,

$$\begin{aligned} \Delta_1(\omega \rightarrow 0) &= \omega^+ - \frac{t_0^2}{a_0\omega + ib_0\omega^2} \\ &= \omega^+ - \frac{t_0^2}{a_0} \left[\frac{1}{\omega^+} + \frac{ib_0}{a_0 + ib_0\omega} \right]. \end{aligned}$$

Therefore we identify

$$\Delta_1^{reg}(\omega \rightarrow 0) = \omega + \frac{t_0^2 b_0^2 \omega}{a_0(a_0^2 + b_0^2 \omega^2)} + i \frac{t_0^2 b_0}{a_0^2 + b_0^2 \omega^2},$$

such that,

$$\Delta_1(\omega \rightarrow 0) = \Delta_1^{reg}(0) - \frac{t_0^2}{a_0\omega^+}. \quad (2)$$

The second term in Eq. (2) corresponds to a pole in the imaginary part concomitant with a diverging real part of $\Delta_1(\omega)$ at $\omega = 0$. Furthermore, this pole resides on top of a background function, $\Delta_1^{reg}(\omega)$, such that $\Delta_1^{reg}(0) = \beta_1$. The residue of this pole is $\alpha_1 = \frac{t_0^2}{|a_0|}$. To fix t_1^2 we use the spectral normalization,

$$t_1^2 = \int \mathcal{A}_1^{reg}(\omega) d\omega + \alpha_1. \quad (3)$$

Step 2: The low energy spectral behavior of $\Delta_2(\omega)$ is,

$$\Delta_2(\omega) = \omega - \frac{\omega t_1^2}{\omega \Delta_1^{reg}(\omega) + \alpha_1}. \quad (4)$$

Evaluating the imaginary part,

$$\begin{aligned} \text{Im} \Delta_2(\omega) &= -\omega t_1^2 \text{Im} \frac{1}{\omega \Delta_1^{reg}(\omega) + \alpha_1} \\ &= \frac{\omega^2 t_1^2 \text{Im} \Delta_1^{reg}}{(\omega \text{Re}(\Delta_1^{reg}) + \alpha_1)^2 + (\omega \text{Im}(\Delta_1^{reg}))^2}. \end{aligned} \quad (5)$$

Substituting the respective low energy dependencies of $\Delta_1^{reg}(\omega)$ we find that $\text{Im} \Delta_2(\omega) \stackrel{\omega \rightarrow 0}{\sim} b_2 \omega^2$. Similarly, if we evaluate $\text{Re} \Delta_2(\omega \rightarrow 0)$ it follows from the presence of a non-zero α_1 that $\text{Re} \Delta_2(\omega) \stackrel{\omega \rightarrow 0}{\sim} a_2 \omega$, just like a Fermi liquid. The advantage of separating the regular and sin-

gular part of the odd-site chain hybridizations is thus clear from the structure of Eq. (5), where the information about the underlying pole from the previous iteration is embedded via its weight, and allows us to deal with a regular function numerically.

Based on the above, it is clear that at every odd recursion step, $\Delta_{2n+1}(\omega)$ will have a pole structure similar to $\Delta_1(\omega)$ with a pole weight $\alpha_{2n+1} = \frac{t_{2n}^2}{|a_{2n}|}$ and subsequently the FL character will follow for every even numbered site in the chain, namely, $\Delta_{2n}(\omega)$. In summary, the following recursion relations describe the flow of the low-energy expansion coefficients,

$$\Delta_{2n}(\omega \rightarrow 0) = a_{2n}\omega + ib_{2n}\omega^2 \quad (a_{2n}, b_{2n} < 0), \quad (6)$$

$$\Delta_{2n+1}(\omega \rightarrow 0) = \frac{\alpha_{2n+1}}{\omega^+} + i\beta_{2n+1}, \quad (7)$$

$$a_{2n} = 1 - \frac{t_{2n-1}^2}{\alpha_{2n-1}} \quad ; \quad b_{2n} = \frac{t_{2n-1}^2 \beta_{2n-1}}{\alpha_{2n-1}^2}, \quad (8)$$

$$\alpha_{2n+1} = \frac{t_{2n}^2}{|a_{2n}|} \quad ; \quad \beta_{2n+1} = \frac{t_{2n}^2 b_{2n}}{a_{2n}^2}. \quad (9)$$

The asymptotic properties of the $\Delta_n(\omega)$ are therefore completely determined by the initialized values a_0, b_0 and the $\{t_n\}$ determined by the above CFE.

Note that the above analytic structure is a fingerprint of the FL phase: all $\text{Im} \Delta_n(\omega)$ for *even* n have low-energy quadratic behaviour, while all *odd* n functions have zero-energy poles.

On the practical level of the numerical calculations, for every odd iteration we cut the singular pole feature from $\mathcal{A}_{2n+1}(\omega)$, perform a Kramers-Krönig transformation to obtain the regular real part, and hence $\Delta_{2n+1}^{reg}(\omega)$. The even or odd t_n are subsequently evaluated at each iteration from the normalisation of $\mathcal{A}_n(\omega)$ as above.

S-1.3. Auxiliary chain representation of the Mott insulator (MI)

For a MI, $\Delta_0(\omega)$ is hard-gapped for $\omega \in [-\delta : \delta]$, where 2δ is the size of the Mott gap. Inside the gap resides a zero-energy pole (the ‘Mott pole’), such that $\Delta_0(\omega \rightarrow 0) = \frac{\alpha_0}{\omega^+}$. Based on the analysis for the FL self-energy in the previous subsection, we readily observe that in the MI case, the role of odd and even chain sites is now interchanged. In addition, we note that $\beta = 0$ for all (even) n for the MI because the pole is sitting inside the Mott gap and the b coefficients are also zero for all odd n . The low-energy asymptotic behaviour and coefficient

recursion (for $n \geq 1$) follows,

$$\Delta_{2n-1}(\omega \rightarrow 0) = a_{2n-1}\omega, \quad (10)$$

$$\Delta_{2n}(\omega \rightarrow 0) = \frac{\alpha_{2n}}{\omega^+}, \quad (11)$$

$$a_{2n-1} = 1 - \frac{t_{2n-2}^2}{|\alpha_{2n-2}|} \quad ; \quad b_{2n-1} = 0, \quad (12)$$

$$\alpha_{2n} = \frac{t_{2n-1}^2}{|a_{2n-1}|} \quad ; \quad \beta_{2n} = 0. \quad (13)$$

Thus the pole structure of the MI $\Delta_n(\omega)$ is reversed with respect to the FL. Importantly, the imaginary part of the hybridizations $\Delta_n(\omega)$ is hard gapped for all n , but contains a mid-gap zero energy pole for all *even* n (only).

S-2. SELF-ENERGIES REPRODUCED FROM NUMERICALLY EVALUATED t_n SEQUENCES

Using the the semi-analytic procedure described in section S-1 we obtain a sequence of the auxiliary chain hopping parameters, $\{t_n\}$. We terminate the recursion after a finite number of steps, N (typically a few thousand). As a check that the derived auxiliary chain does faithfully describe the input self-energy, we numerically evaluate the continued fraction Eq. 1. In practice, we use $\omega^+ = \omega + i\delta$ with some small but finite $\delta > 0$. We also analytically continue the chain beyond step N for a further 10^6 sites using the identified asymptotic behaviour. The form of this ‘terminator’ is given by Eq. 4 or Eq. 5 of the main text.

In Figure 1 we compare $-\text{Im} \Delta_0(\omega)$ from the CFE with the input $-\text{Im} \Sigma(\omega)$ for different interaction strengths U . As can be seen the t_n sequence obtained, excellently reproduces the original Hubbard model self energy, $\Sigma(\omega)$. Any deviations at very small ω are due to the finite δ used, and can be systematically pushed to lower ω by using a smaller δ together with a longer chain.

S-3. MOMENT EXPANSION TECHNIQUE

Given a spectral function, the spectral moments are determined from $\mu_n = \int_{-D}^D \omega^n A(\omega) d\omega$ where D is the half bandwidth. $\mu_0 = 1$ for a normalised spectral function. Furthermore, for a symmetric spectrum $A(\omega) = A(-\omega)$, only the even moments survive, $\mu_{2n} = 0$.

For more details the reader is referred to Ref. 1 and references therein, where this scheme is discussed on more general grounds. Here we outline only the main equations that were utilised to generate the hopping parameters evaluated in Figure 3 of the main text. Also, here we discuss only the case of particle-hole symmetric spectral function.

As described in Eq. 5 of the main text, given a set of spectral moments, $\{\mu_0, \mu_2, \mu_4, \dots, \mu_{2N}\}$ it is possible to generate the first N coefficients in the set $\{t_n\}$.

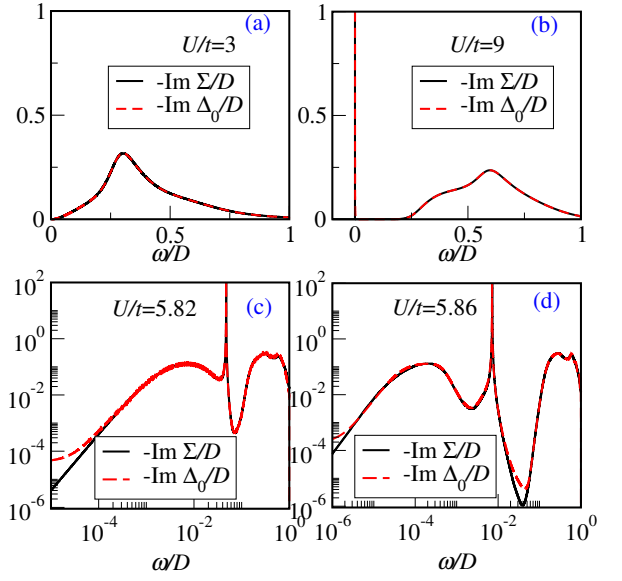


FIG. 1. The imaginary part of the $T = 0$ Hubbard model self-energy, $-\text{Im} \Sigma(\omega)$ is plotted (black solid lines), calculated using NRG-DMFT on the Bethe lattice with free half-bandwidth $2t$. We compare this with the boundary hybridization function, $\Delta_0(\omega)$ (red dashed line) of the auxiliary chain determined by CFE. The interaction parameters used to obtain $-\text{Im} \Sigma(\omega)$ are: (a) $U/t = 3$, (b) $U/t = 9$, (c) $U/t = 5.82$, (d) $U/t = 5.86$. Panel (a) represents a Fermi liquid phase and panel (b) depicts a Mott insulating phase, both being in parameter regimes that are far from the Mott metal-insulator transition. Panels (c, d) represent parameter regimes where the system is close to the Mott transition (approaching from the Fermi liquid side) with sharp pole like features apparent in the self-energy function. $\Delta_0(\omega)$ is calculated using the respective auxiliary chain hopping parameters, t_n (shown in the main text in Figures 2(b,e) and 4(b, d)). For practical purposes we also extrapolate the finite t_n sequence asymptotically using a finite chain terminator to simulate an effectively semi-infinite chain. The excellent agreement between $\Delta_0(\omega)$ and $\Sigma(\omega)$ guarantees a faithful representation of the original self-energy function in terms of the semi-infinite one dimensional auxiliary chain represented by Eq. (1). The slight discrepancy at extremely low energies is due to the finite broadening factor ($\delta = 10^{-6}$ for (a,b,c) and $\delta = 10^{-7}$ (d)).

However, it should be noted that while this recursive scheme appears straightforward, it is well known in the literature^{2,3} that determination of the CFE coefficients via moment expansion is numerically very unstable. The spectral moments essentially must be known exactly (obtaining them from numerical integration of the raw spectrum is not sufficient). Furthermore, the recursive calculation must be performed on the computer with arbitrary precision numerics (the scheme breaks down after about 15 steps even with analytically known moments when using standard double-precision numerics).² For our toy models discussed in the main text, where the spectral moments are known exactly, and using arbitrary precision numerics, we could extract reliably the first 200

chain coefficients before the calculation breaks down and become non-physical.

Therefore, while seemingly appealing, the moment expansion method is not in general of use for determining the auxiliary chain coefficients for the self-energy. We use it for Fig. 3 because we can treat poles and hard gaps cleanly.

S-4. MID-GAP PEAKS AS BANDS OF HYBRIDIZING TOPOLOGICAL STATES

In the main text of the paper, we discuss how the trivial SSH model with two additional mid-gap delta-functions at energies $\pm\omega_p$ can be interpreted in terms of domain-wall physics on the chain. Using the moment expansion technique discussed above, we found that localized states on the boundary and pinned to the domain wall hybridize through the intervening gapped SSH medium, lifting the degeneracy. Since the topological states are exponentially well-localized, we argued on physical grounds (and also showed by explicit calculation in Fig. 3b) that $\omega_p \sim D \exp(-n_{\text{dw}}\delta/D)$, where $2D$ is the full bandwidth, 2δ is the SSH full gap width, and n_{dw} is the position of the domain wall (real-space separation on the chain between the localized states).

In this section, we generalize the above picture to the situation where the mid-gap peaks have finite width Δ_p , rather than treating simply delta-function spectral poles. This is of relevance to the FL phase of the Hubbard model, since the self-energy peaks sitting inside the pre-formed gap near the Mott transition are sharp, but not poles.

We follow a similar strategy here to that in the main text. Specifically, we consider a trivial SSH model with bandwidth $2D$ and gap 2δ as before, but now insert another trivial SSH model inside the gap, with bandwidth $2D_p$ and gap $2\delta_p$, where $D_p < \delta$ and the mid-gap peaks are then of half-width $\Delta_p = \frac{1}{2}(D_p - \delta_p)$. The centre of the peak positions are at $\omega_p = \frac{1}{2}(D_p + \delta_p)$. The setup is illustrated in Fig. 2(a) for $D = 1$ and $\delta = 0.2$. Note that the peaks become delta-functions as $\Delta_p \rightarrow 0$, and we recover the results of the main text.

We again use the moment expansion technique to derive the chain coefficients $\{t_n\}$ for such a setup. The results are shown in Figs. 2(b,c) for common $D_p = 10^{-2}$, varying $\Delta_p = 10^{-3}$ [panel (b)] and 10^{-5} [panel (c)]. The general structure is that of the usual SSH chain, starting at $n = 1$ from a *weak* bond (indicating the existence of a localized boundary state), but also featuring domain walls. Unlike the case of mid-gap spectral delta-functions, now we have several domain walls. We denote the chain position of domain wall l as x_l , with $l = 1$ being at the boundary, $x_1 = 1$.

In fact, the domain walls arise with definite periodicity on the chain. Importantly, the first domain wall away from the boundary, at x_2 , is fixed by ω_p , and therefore does not change as we vary only Δ_p in Fig. 2(b,c). As

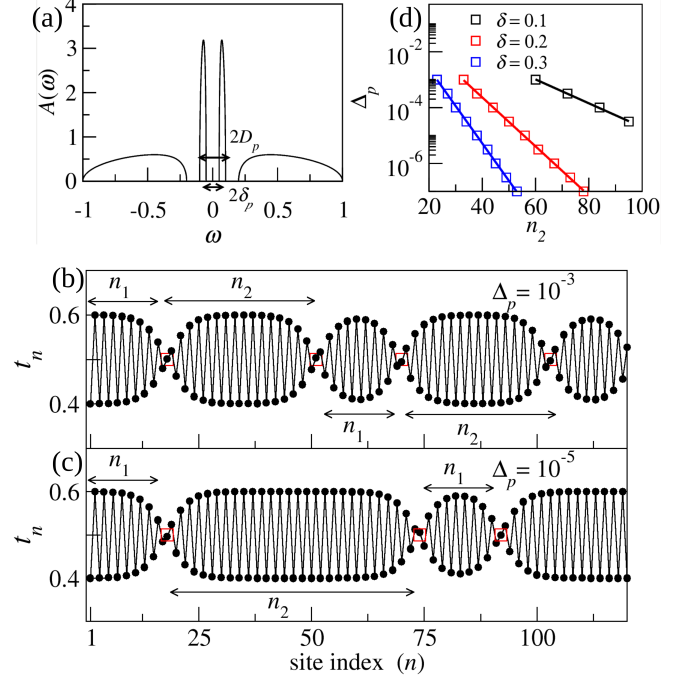


FIG. 2. Beating in auxiliary chain hopping parameters, $\{t_n\}$ and its relation to the width of mid-gap sharp peaks. In panel (a), we design a toy model spectrum of full bandwidth $2D$ consisting of two outer SSH bands separated by a gap 2δ . The spectrum also contains of two inner SSH bands of full bandwidth $2D_p$ and gap $2\delta_p$. The width of these mid-gap peaks is defined as Δ_p , such that $\Delta_p = D_p - \delta_p$. In panels (b) and (c) we plot the respective set of $\{t_n\}$ for $\Delta_p = 10^{-3}$ (panel (b)) and $\Delta_p = 10^{-5}$ (panel (c)), at a fixed $\delta = 0.2$ and $D = 1$. Clearly, the respective set of $\{t_n\}$ represents a periodic modulation of two SSH chains of domain lengths n_1 and n_2 , with domain walls indicated as red squares. The width (Δ_p) of the inner SSH bands mimicking the effect of sharp mid-gap peaks is also a measure of the hybridisation energy between these domain walls as shown in panel (d), where we plot Δ_p as a function of n_2 . The domain length, n_2 (squares) follows $\Delta_p \sim D \exp(-n_2\delta/D)$ (fit to data points shown as lines).

before, $\omega_p \sim D \exp(-n_1\delta/D)$, where $n_1 = x_2 - x_1$. The separation between the next two domain walls is $n_2 = x_3 - x_2$, and controls the width of the mid-gap peaks, $\Delta_p \sim D \exp(-n_2\delta/D)$, as shown in Fig. 2(d). This structure then repeats periodically: $x_{2k} - x_{2k-1} = n_1$ and $x_{2k+1} - x_{2k} = n_2$ for all $k \geq 1$.

Such a chain gives rise to a narrow *band* of hybridizing topological states, which are precisely the mid-gap peaks. Denoting a given topological localized zero-energy state l in an SSH chain with a single domain wall at x_l as $|\psi_l\rangle$, we can formulate an effective model for the mid-gap states including through-chain hybridization, viz:

$$H_{\text{eff}} = \sum_{l=1}^{\infty} \omega_p |\psi_{2l-1}\rangle \langle \psi_{2l}| + \Delta_p |\psi_{2l}\rangle \langle \psi_{2l+1}| + \text{H.c.}, \quad (14)$$

which is again of SSH form. Since $n_1 < n_2$, we have $\omega_p > \Delta_p$, and so the mid-gap peaks can be viewed as a trivial band of hybridizing topological states.

Our conclusion is that finite self-energy peak width must give rise to a beating pattern of the SSH chain coefficients. This is confirmed in the full numerical calculations of $\{t_n\}$ for the true lattice self-energy of the Hubbard model in the FL phase near the transition, Fig. 4 of the main text.

In particular, note that as the peaks sharpen into poles $\Delta_p \rightarrow 0$, the period n_2 grows and diverges, leaving localized states at $n = 1$ and $n = n_1$ only, as per Fig. 3 of the main text. But, as the Mott transition is approached $U \rightarrow U_c^-$, the peaks not only sharpen but also move to lower energy and coalesce, $\omega_p \rightarrow 0$. This corresponds to diverging n_1 . At the transition, and throughout the MI phase, we are then left with a single localized boundary state at $n = 1$, and the chain becomes the regular SSH chain in the topological phase. This is all achieved without bulk gap closing.

S-5. BOUNDARY CONDUCTANCE OF THE AUXILIARY CHAIN

A further signature of the topological nature of the Mott insulator self-energy, is a quantized fictitious $T = 0$ ‘conductance’ through the end of the auxiliary chain $G_c/[2e^2/h] = \pi\Gamma A_{11}^{\text{aux}}(\omega = 0) = 1$ (where Γ is the hybridization to fictitious electrodes, and A_{11}^{aux} is the spectral function at the end of the electrode-coupled auxil-

iary chain). By contrast with the Mott insulator, the fictitious $T = 0$ conductance through the end of the auxiliary chain precisely vanishes in the Fermi liquid phase, $G_c/[2e^2/h] = \pi\Gamma A_{11}^{\text{aux}}(\omega = 0) = 0$.

S-6. DETAILS OF NRG-DMFT CALCULATIONS

In this work, we solve the infinite-dimensional one-band Hubbard model on the Bethe lattice (Eq. 1 of the main text) numerically exactly at temperature $T = 0$, using dynamical mean field theory⁴ (DMFT), with Wilson’s numerical renormalization group^{5,6} (NRG) method as the underlying quantum impurity solver. NRG has the clear advantage over other impurity solvers (for this class of few-channel problems) in that real-frequency correlation functions can be obtained down to arbitrarily low energies, at any temperature including $T = 0$, for any type of impurity interaction and strength.⁷ This is made possible by several important recent technical advances^{7–11} over Wilson’s original formulation of the method.

For the purposes of the CFE of the self-energy, high-quality data for the self-energy are required. For the calculations presented in this paper, we use NRG discretization parameter $\Lambda = 2$, retain $N_s = 6000$ states at each iteration, and average the results of $N_z = 20$ different bath discretizations. Total charge and spin projection quantum numbers are implemented. Correlation functions were obtained using the full density matrix method⁸ utilizing the complete Anders-Schiller basis.¹² For converged solutions on the lattice, typically 10–20 DMFT iterations are required.

¹ V. S. Vishwanath and G. Müller, *The Recursion Method* (Springer, New York, 1994).

² J. P. Gaspard and F. Cyrot-Lackmann, *Journal of Physics C: Solid State Physics* **6**, 3077 (1973).

³ W. Gautschi, *SIAM Review* **9**, 24 (1967), <https://doi.org/10.1137/1009002>.

⁴ A. Georges, G. Kotliar, W. Krauth, and M. J. Rozenberg, *Reviews of Modern Physics* **68**, 13 (1996).

⁵ K. G. Wilson, *Reviews of modern physics* **47**, 773 (1975).

⁶ R. Bulla, T. A. Costi, and T. Pruschke, *Reviews of Modern Physics* **80**, 395 (2008).

⁷ R. Bulla, *Physical review letters* **83**, 136 (1999).

⁸ A. Weichselbaum and J. Von Delft, *Physical review letters* **99**, 076402 (2007).

⁹ T. Pruschke *et al.*, *Physical Review B* **79**, 085106 (2009).

¹⁰ A. Weichselbaum, *Annals of Physics* **327**, 2972 (2012).

¹¹ A. K. Mitchell, M. R. Galpin, S. Wilson-Fletcher, D. E. Logan, and R. Bulla, *Physical Review B* **89**, 121105 (2014); K. Stadler, A. Mitchell, J. von Delft, and A. Weichselbaum, *ibid.* **93**, 235101 (2016).

¹² F. B. Anders and A. Schiller, *Physical Review B* **74**, 245113 (2006).