

# Distal Explanations for Model-free Explainable Reinforcement Learning

## Abstract

In this paper we introduce and evaluate a *distal explanation* model for model-free reinforcement learning agents that can generate explanations for ‘why’ and ‘why not’ questions. Our starting point is the observation that causal models can generate *opportunity chains* that take the form of ‘A enables B and B causes C’. Using insights from an analysis of 240 explanations generated in a human-agent experiment, we define a distal explanation model that can analyse counterfactuals and opportunity chains using decision trees and causal models. A recurrent neural network is employed to learn opportunity chains, and decision trees are used to improve the accuracy of task prediction and the generated counterfactuals. We computationally evaluate the model in 6 reinforcement learning benchmarks using different reinforcement learning algorithms. From a study with 90 human participants, we show that our distal explanation model results in improved outcomes over three scenarios compared with two baseline explanation models.

**Keywords:** Explainable AI; Explainable Reinforcement Learning; Human-Agent Interaction; Human-Agent Collaboration

## 1. Introduction

Understanding how artificially intelligent systems behave and make decisions has long since been a topic of interest, and in recent years has resurfaced as ‘Explainable AI’ (XAI). The ability to provide explanations of the behaviour of these systems is particularly important in scenarios where humans need to collaborate with intelligent agents. Often, the success of these collaborative tasks depends on how well the human understands both the long-term goals and immediate actions of the agent.

Explanation models that emulate human models of explanations have the potential to provide intuitive and natural explanations, allowing the human a deeper understanding of the agent (De Graaf and Malle, 2017; Abdul et al., 2018; Miller, 2018b; Wang et al., 2019). There exists a large body of literature in cognitive psychology that studies the nature of explanations. One prevalent theory is that explanations are innately *causal* (Halpern and Pearl, 2005). Causal explanations resonate with humans as we make use of *causal* models of the world to encode cause-effect relationships in our mind (Sloman, 2005), and leverage these models to explain why *events* happen. Causal models also enable the generation of *counterfactual* explanations—explanations about events that did not happen but could have under different circumstances (Halpern and Pearl, 2005). So causal explanations have the potential to provide ‘better’ explanations to humans.

Recent work in the XAI research community has demonstrated the effectiveness of causality and causal explanations for interpretability and explainability (Byrne, 2019; Klein, 2018; Gunning and Aha, 2019; Schwab and Karlen, 2019; Madumal et al., 2020). In the con-

text of model-free reinforcement learning (RL) agents, causal models have been encoded using *action influence graphs* to generate explanations using *causal chains* (Madumal et al., 2020) and have been shown to support subjectively ‘better’ explanations and yield improved performance in *task prediction* (Hoffman et al., 2018) as compared with state-action based explanations (Khan et al., 2009). While action influence models provide a skeleton to generate causal explanations for RL agents, finer details of the composition of causal explanations can be absent. We argue that, through investigating interactions of RL agents and humans, some shortcomings of action influence models can potentially be alleviated.

To ground the effect that explanation models have on human explanation, we conduct human-agent experiments on how humans formulate explanations of agent behaviour. Participants of this study received explanations from three different models: visual agent behaviour explanations; state-action based explanations (Khan et al., 2009); and causal explanations (Madumal et al., 2020). Then participants were asked to formulate their own explanations of the agents’ behaviour as a textual input. The study was carried out with 30 participants and we obtained 240 explanations in total. We used thematic analysis (Braun and Clarke, 2006) to identify recurring concepts present in the explanations.

Results of our analysis show that while causality was indeed present, these self-provided explanations predominantly referred to a *future* action that was dependent on the current action. Participants’ tendency to include a future action in their explanations indicates an understanding of the causal chain of actions and events. This phenomenon is well explored in cognitive psychology and is defined as *opportunity chains* (Hilton et al., 2005). We use insights gained from the human-agent study to inform our design of an explanation model that can explain opportunity chains and the future action termed the *distal* action.

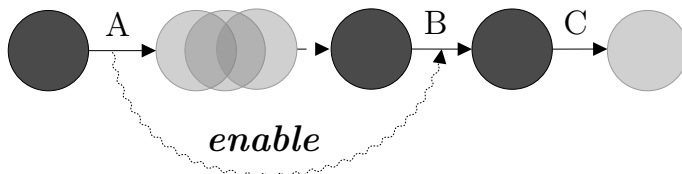


Figure 1: An *opportunity chain* (Hilton et al., 2005), where event *A* enables *B* and *B* causes *C*.

Hilton et al. (Hilton et al., 2005; McClure et al., 2007; Hilton et al., 2010) note that humans make use of *opportunity chains* to describe events through causal explanation. An opportunity chain takes the form of *A* enables *B* and *B* causes *C* (depicted in Figure 1), in which we call *B* the ‘distal’ event or action. For example, an accident can be caused by slipping on ice which was *enabled* by water from a storm the day before. Opportunity chains are *causal chains* that can be extracted from action influence models. Thus action influence models can be used as a platform to augment causal explanations with opportunity chains.

To that end, we propose a *distal* explanation model that can generate opportunity chains as explanations for model-free RL agents. We provide definitions for distal explanations and learn the opportunity chains of extracted causal chains using a recurrent neural network (Schuster and Paliwal, 1997). A distal explanation by itself would not make a *complete* explanation. For this reason, we use action influence models (Madumal et al., 2020) to get

the agent’s ‘goals’. We further improve upon action influence models by using decision trees to represent the agent’s policy.

We computationally evaluate the accuracy of task prediction (Hoffman et al., 2018, p.12) and counterfactuals in 6 RL benchmark domains using 6 different RL algorithms, and show that our distal explanation model is robust and accurate across different environments and algorithms. Then we conduct human experiments using RL agents trained to solve 3 different scenarios, where agents solve 1) an adversarial task; 2) a search and rescue task; and 3) a human-AI collaborative build task. The human study was run with **90** participants, where we evaluate task prediction (Hoffman et al., 2018) and explanation satisfaction. Results indicate that our model performs better than the two tested baselines.

Our main contribution in this paper is twofold: 1) we introduce a distal action explanation model that is grounded on human data; 2) we extend action influence models by using decision trees to represent the agent’s policy and formalise explanation generation from decision nodes and causal chains. As secondary contributions, we also provide the coded corpus of human-agent experiment with **240** explanations and two custom maps that are suited for explainability in the StarCraft II environment.

## 2. Related Work

In this section we discuss the body of literature that explores explainability in reinforcement learning agents. We also note work that have influenced explanation and interpretability of reinforcement learning, some of which are central to our own method. Further, we briefly overview human-centred literature on explanation which has greatly influenced this work.

### 2.1 Explanations of MDP based Agents

Literature that sought to generate explanations for MDP based agents fall into the scope of preceding work on explainable RL. Often, these earlier work provided *local* explanations in that the explanation is for a question about an action of the agent.

The concept of ‘relevant variables’ in a factored state of an MDP was exploited by Elizalde et al. (2007) to generate explanations. Explanations were primarily targeted at human trainees of a system and explanations were built-in and were presented when an the operator (trainee) selected an incorrect action. An explanation constitutes a relevant variable that is selected by an expert for each action. Elizalde et al. later extended this work to generate explanations automatically based on the utility that a state variable had on the policy selecting the action (Elizalde et al., 2008; Elizalde and Sucar, 2009). Khan et al. (2009) was influenced from the relevant variable explanations and proposed minimally sufficient explanations for MDPs. Here, the long term effects of an optimal action is considered when generating the explanation. Three domain independent templates were used as the basis of explanations. We later use one of these templates as a benchmark method in the evaluation section. Relevant variable explanations present a straightforward method of generating explanations from an MDP, though their inability provide contrastive explanations of counterfactuals remains a weakness. Khan et al. (2009) attempted to remedy this by generating contrastive explanations through value-function comparisons. The effect MDP based agents’ explanations have on ‘trust’ was examined by Wang et al. (2016). Experiments were carried out to measure trust in human-robot teams influenced by Partially Observable MDP based

explanations. As the measurement of trust was self-report, it is unclear whether the trust gain was from actually understanding the system.

## 2.2 Policy Explanations

Policy explanations make use of the agent’s policy to extract explanations. Explanations can be at the local level or the global level. Global level explanations generally provide an explanation for the whole policy. Some studies suggest that humans are more receptive to global explanations of agents in certain situations (van der Waa et al., 2018). We discuss literature on both global and local explanation methods in this section.

Struckmeier et al. (2019) introduced a model-agnostic explanation generation method using agent policies. In cases where the underlying model (i.e. the policy function) is black-box, Struckmeier et al. sample the policy of the agent to extract relevant state dimensions. Understanding of the agents’ policies were measured in a human-experiment and the perceived understanding of the human participant was used as a proxy to show the transparency of the agent.

Policy explanations of an agent generally aims to provide a ‘global’ interpretation of the agent’s behaviour. Hayes and Shah (2017) sought to improve the transparency by providing policy level explanations for agent based robot controllers. These behavioural explanations of the agent are considered as ‘summaries’ of the agent’s policy. Discreet, continuous and multi-agent domains were used to evaluate the generated policy descriptions against expert descriptions and were shown to improve the transparency of the robot. Amir and Amir (2018) also aims to summarise the agent’s behaviour and introduced the HIGHLIGHTS algorithm. Important states are extracted from the agent’s execution trace based on the Q-values. Human-subject experiments showed that participants preferred HIGHLIGHTS summary explanations compared to full policy explanations though in some situations participants’ assessments did not always correlate with their confidence. Policy summarisation was also explored in the context of inverse reinforcement learning to investigate if these explanations are viable if there is a discrepancy between the agent’s model and the human’s mental model.

## 2.3 Reinforcement Learning Agent Explanations

Here we discuss work in recent years that specifically use characteristics of reinforcement learning (e.g. rewards) to explain behaviour. These characteristics can be used to create an approximate model of the agents policy or model and then generate explanations through using the approximate model.

Tabrez et al. (2019) proposed a framework (RARE) that repair the agent’s understanding of the domain reward function through explanation. RARE is especially useful in human-agent collaborative scenarios when the human’s reward function of the collaborative task is erroneous. Explanations are given to the collaborators to update their own reward function. Human experiments were conducted to demonstrate the effectiveness of the RARE framework in collaborative tasks. Explanation in the context of interactive reinforcement learning (IRL) has been studied (Fukuchi et al., 2017). This approach uses the instructions given in the IRL process to the agent as representations to generate explanations about the future behaviour of the agent. Evaluated through a human study, this method affirms

that when explanations are given in a familiar medium to the human (e.g. using instruction representations) can yield a deeper understanding of the agent. van der Waa et al. (2018) developed a method that can translate an MDP of a RL agent to an interpretable MDP. This translation model can then be used to generate a *contrastive* policy that can be queried using contrastive questions. A pilot study was carried out to evaluate the method, where the reported findings show that participants preferred the interpretable policy level explanations. Though these explanations were contrastive they were not based on an underlying causal model. Reward decomposition was used by Juozapaitis et al. (2019) to generate minimally sufficient explanations, where reward differences were used to provide explanations which answer what action does have an ‘advantage’ over another. Juozapaitis et al. utilise the nature of the reward structure often present in domains to explain action preferences of the agent.

## 2.4 Decision Tree Policy Explanations

Central to our own work, we discuss how interpretability and explainability was achieved through representing agents’ policies as decision trees or graphs.

From early work that represented the agent policy as a decision tree using the ‘G’ algorithm (Chapman and Kaelbling, 1991), past literature has explored how decision trees can be used to represent and abstract policies of MDPs. Roth et al. (2019) proposed a Q-improvement algorithm that builds an abstract decision tree policy for factored MDP based RL agents. Although decision tree policies are claimed to be more interpretable to humans than blackbox policies, the extent to which this is true is unclear as this work lacks human experiments. Abstract policy graphs have also been used as the basis to generate policy level explanations (Topin and Veloso, 2019). A feature importance measure was used to abstract multiple states into an abstract state which is then used to build the policy graph. The interpretability of the graph was evaluated computationally that shows a linear growth of the explanation size against an exponential growth of state-space. Although this implicitly demonstrates the interpretability of the approach, human experiments are needed to understand the effectiveness of the method.

Though above methods address interpretability to an extent, to the best of our knowledge previous literature has not studied how decision nodes from a decision tree can be incorporated *with causal chains* to provide explanations that are human-centred.

## 2.5 Human-Centred Explanation

Some researchers have recently emphasised how humans models of explanations can benefit XAI systems (Miller, 2018b) and how humans expect familiar models of explanations from XAI systems (De Graaf and Malle, 2017). Though some recent progress has been made (Madumal et al., 2020), human-centred computational models is still in its infancy.

Hilton et al. (Hilton et al., 2005; McClure et al., 2007; Hilton et al., 2010) has explored how causal chains of events inform and influence the explanations of humans. *Opportunity chains* can inform the explainee about long term dependencies that events have on each other, where certain events *enable* others. Human experiments have also been carried out that investigate the effects of opportunity chains on human-to-human explanation (Hilton et al., 2005). However, this work has not yet been extended to the case of model-free MDPs.

Our proposed *distal explanation* model take insights from social psychology literature to combine *opportunity chains* with *causal* explanations. To the best of our knowledge this is the first of such model in the context of explainable reinforcement learning agents.

### 3. Human-Agent Study: Insights from Human Explanations

In this section, we discuss insights we can gain from human models of explanation in literature. We then ground these models in data by conducting a human-agent experiment.

#### 3.1 Human Models of Causal Explanation

*Causality* is a recurring concept in explanation models of social psychology and cognitive science literature (Hilton, 1990; Hornsby, 1993; Lombrozo and Vasilyeva, 2017). Using causal models as the basis for explanation seems natural and intuitive to humans (Sloman, 2005), since we build causal models to represent the world and to reason about it. Thus, it is plausible that, when used in intelligent agents, causal models have the ability to provide ‘good’ explanations to humans.

Importantly, causal models consist of *causal chains*. A causal chain is a path that connects a set of events, where a path from event  $A$  to event  $B$  indicates that  $A$  has to occur before  $B$  (Miller, 2018b) (we use event and action interchangeably in the paper). Hilton et al. (2005) define five types of causal chains that lead to five different types of explanations. Hilton et al. categorise these as, temporal, coincidental, unfolding, opportunity chains and pre-emptive. Through human experiments, Nagel and Stephan (2016) demonstrated that *distal* causes forms significant portion of an explainee’s understanding of a terminal cause. Böhm and Pfister (2015) also affirms that, humans give both proximal and distal causes as explanations. Its important to note that, while in cognitive psychology literature a distal cause is a remote cause of an event in the past (essentially looking ‘backward’ from an event), in our agent simulations we use the distal terminology to denote an ‘action’ that is remote in the future (according to the agent’s viewpoint this is looking ‘forward’ from a present event/action). Hilton et al. (2010) also explored how humans select different causal chains to provide explanations through human experiments. We conduct a similar study to gain insights from human models of explanation in a human-agent setting, and report results below.

#### 3.2 Study Objectives

We seek to investigate how humans provide explanations of intelligent agents’ behaviour and what concepts are present in such explanations. In contrast to similar studies done in social psychology (Hilton et al., 2010), our experiments present explanations of the agent’s behaviour first to the participant and then gives the freedom to form their own explanations of the agent. The main objective of the study is to discover the frequency of different concepts in these human generated explanations given the agent behaviour explanations using different explanation methods.

Table 1: Codes (of the concepts) and descriptions of human generated explanations of agent behaviour. Examples are given from different participants.

Code	Description	Example
Action	An <b>action</b> of the agent	P10: “It will keep <b>attacking</b> while it has the advantage”
Feature	A <b>feature</b> of the agent	P4: “The optimal number of <b>supply depots</b> is 2. and they should build those before a <b>bar-racks</b> ”
Temporal	Refer some <b>temporal</b> quality	P12: “I think the artificial player will want to train marines right away so that it has an army quickly and <b>be able to attack</b> the enemy.”
Objective	Refer to a short term <b>objective</b>	P12: “I think the artificial player <b>will want to</b> train marines right away so that it has an army quickly and be able to attack the enemy.”
Causality	Implies a <b>causal</b> relationship	P3: “ <b>you need an army to attack</b> [action] and by training marines you can do that”
Quantitative	Refers to a <b>numerical</b> value of a <b>feature</b>	P4: “The optimal number of supply depots is <b>2</b> . and they should build those before a barracks”
Qualitative	A <b>qualitative</b> reference to a <b>feature</b>	P4: “ <b>As long as they have enough</b> healthy marines. they should keep attacking”
Uncertainty	Mentions <b>uncertainty</b>	P5: “The army is in good health. <b>it will most likely</b> continue to attack.”
Contrastive	<b>Contrasting</b> a <b>feature</b> with another	P15 “There are 2 <b>supply depots but only 1 barrack.</b> ”
Goal	Refer to the <b>goal(s)</b> of the agent	P10: “The point of the game is <b>to kill the enemy</b> and <b>destroy their base</b> . so (incorrectly) the AI thinks the next step is to attack.”

### 3.3 Experiment Design

We conducted a human-agent study with 30 participants. In the first phase, participants were shown reinforcement learning agents playing the game StarCraft II. The agent behaviour (policy) was explained by providing ‘local’ explanations of agents’ actions using one of 3 different explanations models: 1) No explanations, just visual description of the agent’s behaviour; 2) State-action based explanations (Khan et al., 2009); and 3) Causal explanations (Madumal et al., 2020). Participants were divided evenly for each of these explanation models. Experiment was run on a web based interactive interface in through the *Amazon Mechanical Turk* (Buhrmester et al., 2011).

In the second phase, participants were shown new agent behaviour and were asked to ‘predict’ the agent’s next action. Participants are expected to predict the next action based on the learned model of the agent in the first phase through explanations. This prediction task is not important to the objectives of this study, but is used as a way to get the participants to reason about behaviour. In the same page, participants were then asked formulate

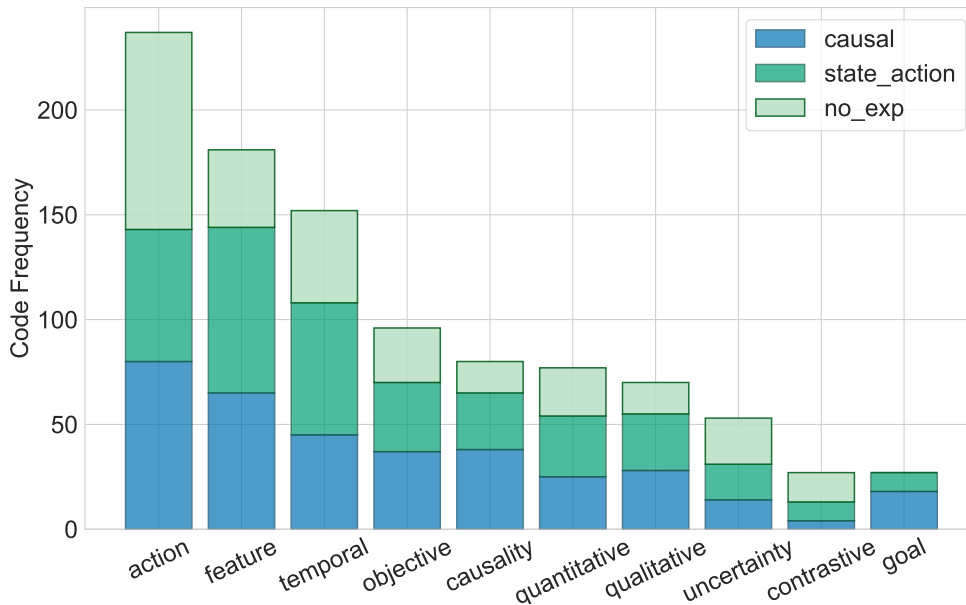


Figure 2: Codes and their frequencies of 240 human explanations of reinforcement learning agents (that were using 3 different explanation models)

their own explanations about the agent. Participants were given a text-box to input the formulated explanations with no restrictions to word limit. This process is repeated for 8 rounds.

To filter out devious participants, we used the following approaches. Explanations containing less than three words or gibberish text were omitted. We also considered the time it took to input the explanation as a threshold. We omitted six participants according to the above criteria. In total we obtained a total of 240 explanations.

### 3.4 Method

We use thematic analysis (Braun and Clarke, 2006) to *code* the data and to identify concepts. By using thematic analysis, meaningful insights can be gained on how explanations of agents behaviour relates to existing literature on human explanations. As the first step in the thematic analysis, each explanation will be divided into small chunks to identify categories and then these will be divided further into codes. Intuitively, a ‘code’ represents an atomic concept that exist in the explanation corpus. For an example, when a reference to an ‘action’ of the agent is present in the explanation, the sub-string of that reference can be *coded* (tagged) as an **Action**. This process is done manually until all the data chunks and explanations are coded. To ensure correctness, further passes through the explanation corpus is done as an attempt to identify new concepts that might have been missed in the first pass. Coded concepts and their descriptions are given in Table 1, along with example explanations extracted from participants.



### 3.5 Results

Figure 2 shows the frequencies of 9 codes across the 3 explanation models of the RL agents. Participants referred to ‘actions’ and ‘features’ of the agent the most, and often included the ‘objective’ or the ‘goal’ of the agent, which is present in action influence models (Madumal et al., 2020). Most importantly, the third most frequent code is ‘temporal’, in which participants refer to future actions the agent will take (i.e. distal actions). For example, consider an explanation from the data corpus, “The AI will want to have barracks so that it can then train soldiers to engage in attacks. It will want to progress”. Here, the participant’s explanation contains the distal action ‘train soldiers’ which is *enabled* by ‘have barracks’. ‘Causality’ is also present in the explanations, interestingly even in ‘No explanation’ and State-action based explanation models. This suggests that humans frequently associate causal relationships when generating explanations. Our human-agent experimental data reaffirm the presence of opportunity chains in causal chains (Hilton et al., 2005), and show that these are frequently used to express how future actions are dependent on current actions of agents.

### 3.6 Discussion

Table 2: Presence of the concepts that were derived from codes, in different explainable reinforcement learning methods.

XRL Method	Action	Feature	Temporal	Causal	Contrast	Objec	Goal	Quan	Qual	Uncer
Elizalde et al. (2007)	✓	✓						✓		
Khan et al. (2009)	✓	✓			✓			✓		✓
Wang et al. (2016)		✓				✓		✓	✓	✓
van der Waa et al. (2018)	✓	✓			✓			✓		
Struckmeier et al. (2019)	✓	✓						✓		
Hayes and Shah (2017)	✓	✓			✓	✓		✓		
Amir and Amir (2018)	✓	✓				✓		✓		
Tabrez et al. (2019)		✓				✓	✓	✓		
Fukuchi et al. (2017)		✓						✓		
Juozapaitis et al. (2019)		✓				✓	✓	✓		
Madumal et al. (2020)	✓	✓		✓	✓	✓	✓	✓	✓	
Proposed method	✓	✓	✓	✓	✓	✓	✓	✓	✓	

The concepts that were derived from the codes are present in previous explainable reinforcement learning methods to varying degrees. Table 2 shows how these concepts are distributed. As most of these methods were not developed in a ground-up manner, some important concepts present in human explanations were not implemented in their explanation generation. When developing novel explanation models, insights gained from human-agent studies can help ground the model in the characteristics of *human explanation*. Human grounded explainable models can be more effective and accepted when deployed (Miller, 2018b; Langley et al., 2017). To this end, we conducted human-agent experiments to discover how a human would explain the reasoning and behaviour of an agent, when the agent has given prior explanations of its own actions. When these human explanations were abstracted into ‘codes’, notable concepts like ‘causality’ and ‘temporality’ emerged. Previous work done in social psychology support our findings and coincide well with notions like opportunity chains (Hilton et al., 2005).

Though previous studies have explored the structure of causal chains in human explanations (Hilton et al., 2010), these are largely done in the absence of an intelligent agent. Further, in (Hilton et al., 2010), an explanation structure is investigated for events that have already occurred. In our study, as human explanations are for the *behaviour* of the agent, they can refer to how the past and present actions of the agent can influence the future. Ultimately, we use the resultant concepts of *causality* and *distal opportunity chains* to propose the distal explanation model for reinforcement learning agents.

## 4. Preliminaries

In this section, we present the necessary background that is required to follow the remainder of the paper.

### 4.1 Markov Decision Processes

We concern ourselves with providing an explanations for Markov Decision Process (MDP) based model-free RL agents. An MDP is a tuple  $(\mathcal{S}, \mathcal{A}, \mathcal{T}, \mathcal{R}, \gamma)$ , where  $\mathcal{S}$  and  $\mathcal{A}$  give state and action spaces respectively (here we assume the state and action space is finite and state features are described by a set of variables  $\phi$ );  $\mathcal{T} = \{P_{sa}\}$  gives a set of state transition functions where  $P_{sa}$  denotes state transition distribution of taking action  $a$  in state  $s$ ;  $\mathcal{R} : \mathcal{S} \times \mathcal{A} \rightarrow \mathbb{R}$  is a reward function and  $\gamma = [0, 1)$  gives a discount factor. The objective of a reinforcement learning agent is to find a policy  $\pi$  that maps states to actions maximizing the expected discounted sum of rewards. In model-free reinforcement learning,  $\mathcal{T}$  and  $\mathcal{R}$  is not known and the agent does not explicitly learn them.

### 4.2 Structural Causal Models

Structural causal models (SCMs) (Halpern and Pearl, 2005) provide a formalism for representing variables and *causal* relationships between those variables. SCMs represent the world using random variables, divided into exogenous (external) and endogenous (internal), some of which might have causal relationships which each other. These relationships can be described with a set of *structural equations*.

**Definition 4.1.** A *signature*  $\mathcal{S}$  is a tuple  $(\mathcal{U}, \mathcal{V}, \mathcal{R})$ , where  $\mathcal{U}$  is the set of exogenous variables,  $\mathcal{V}$  the set of endogenous variables, and  $\mathcal{R}$  is a function that denotes the range of values for every variable  $\mathcal{Y} \in \mathcal{U} \cup \mathcal{V}$ . ■

**Definition 4.2.** A *structural causal model* is a tuple  $M = (\mathcal{S}, \mathcal{F})$ , where  $\mathcal{S}$  is as in Definition 4.1 and  $\mathcal{F}$  denotes a set of structural equations, one for each  $X \in \mathcal{V}$ , such that  $F_X : (\times_{U \in \mathcal{U}} \mathcal{R}(U)) \times (\times_{Y \in \mathcal{V} - \{X\}} \mathcal{R}(Y)) \rightarrow \mathcal{R}(X)$  give the value of  $X$  based on other variables in  $\mathcal{U} \cup \mathcal{V}$ . That is, the equation  $F_X$  defines the value of  $X$  based on some other variables in the model. ■

A *context*  $\vec{u}$  is a vector of unique values of each exogenous variable  $u \in \mathcal{U}$ . A *situation* is defined as a model/context pair  $(M, \vec{u})$ . Given a situation  $(M, \vec{u})$  an *instantiation* of  $M$  given  $\vec{u}$  is defined by assigning all endogenous variables the values corresponding to those defined by their structural equations.

An *actual cause* of an event  $\varphi$  is a vector of endogenous variables and their values such that there is some counterfactual context in which the variables in the cause are different and the event  $\varphi$  does not occur. An explanation is those causes that an explainee does not already know. Following example gives perspective to the notions discussed above.

**Example 4.1.** Consider the *coffee task* (Boutilier et al., 1995) where a robot has to deliver coffee to a user. The state consists of six binary variables, robot location ( $L$ ), robot is wet ( $W$ ), robot has umbrella ( $Umb$ ), raining ( $Rn$ ), robot has coffee ( $C$ ) and user has coffee ( $U_{sr}$ ). Actions of the robot are *go*, *buy coffee*, *get umbrella* and *deliver coffee*. Then we can identify the set of *endogenous* variables  $\mathcal{U}$  as  $L, W, Umb, C$  and  $U_{sr}$  because the values of these variables can be influenced by the actions of the robot. In contrast, variable the variable  $Rn$  (raining) is an *exogenous* ( $\mathcal{V}$ ) variable, because it is not defined by a function. A *signature* for this is generated by combining  $\mathcal{U}, \mathcal{V}$  and the value range the variables can take (in this case either 0 or 1). Having the signature at hand, we can formulate a *structural causal model*  $M$  by identifying the set of functions  $\mathcal{F}$  that describe causal relationships of state variables. Assuming there is only one such function, we can define it  $F_{U_{sr}} = C + L$ . This implies that the variable ‘user has coffee’ is causally influenced by variables ‘robot has coffee’ and ‘robot location’. Model  $M$  can be *instantiated* by getting the current values of the state variables and applying them to the set of  $\mathcal{F}$ . The *actual cause* of the event  $U_{sr}$  being true is the vector  $(C = 1, L = 1)$  as both of these variables needs to be true for the user to have the coffee.

For a more complete review of SCM’s we direct the reader to (Halpern and Pearl, 2005).

### 4.3 Action Influence Models

Action influence models (Madumal et al., 2020) provide explanations of the agent’s behaviour based on the knowledge of how actions influence the environment. Informally, action influence models are an extension of SCMs that are augmented with agent actions. These models capture the causal relationships that exist in agent’s knowledge about the world (i.e. state variables). Action influence models are formally defined for RL agents as follows,

**Definition 4.3.** Formally, a signature  $S_a$  for an action influence model is a tuple  $(\mathcal{U}, \mathcal{V}, \mathcal{R}, \mathcal{A})$ , in which  $\mathcal{U}, \mathcal{V}$ , and  $\mathcal{R}$  are as in SCMs from Defintion 4.1, and  $\mathcal{A}$  is the set of actions from an MDP. ■

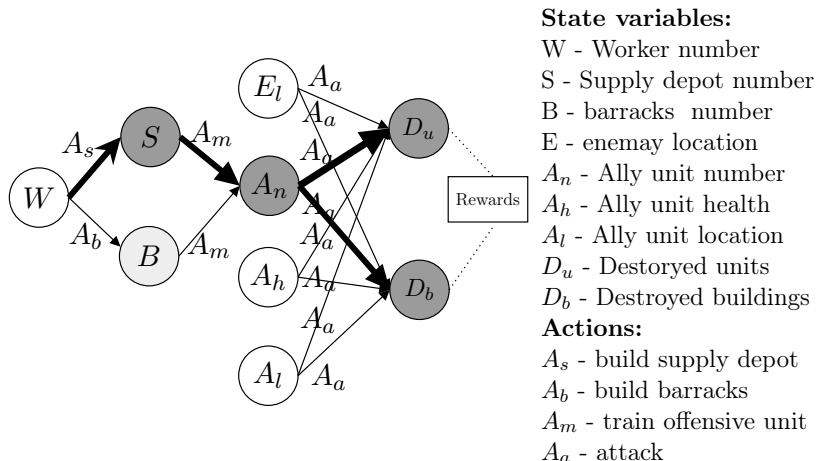


Figure 3: Action influence graph of a StarCraft II agent (Madumal et al., 2020)

**Definition 4.4.** An *action influence model* is a tuple  $(S_a, \mathcal{F})$ , where  $S_a$  is as above, and  $\mathcal{F}$  is the set of structural equations, in which we have multiple for each  $X \in \mathcal{V}$  — one for each *unique* action set that influences  $X$ . A function  $F_{X,A}$ , for  $A \in \mathcal{A}$ , defines the causal effect on  $X$  from applying action  $A$ . The set of *reward variables*  $R \subseteq \mathcal{V}$  are defined by the set of nodes with an out-degree of 0; that is, the set of sink nodes. ■

**Definition 4.5.** The *actual instantiation* Madumal et al. (2020) of an action influence graph is defined as  $M_{\vec{v} \leftarrow \vec{S}}$ , in which  $\vec{S}$  is the vector of state variable values from an MDP and  $\mathcal{V}$  as in Definition 4.3. A *counterfactual instantiation* for a counterfactual action  $B$  is a model  $M_{\vec{Z} \leftarrow \vec{S}_Z}$ , where  $\vec{Z}$  gives the instantiation of a counterfactual state  $\vec{S}_Z$ . ■

In an *actual instantiation*, we set the values of all state variables in the model, effectively making the exogenous variables irrelevant. Similarly, a *counterfactual instantiation* assign values to the model  $M$  that could have realised under the action  $B$ .

Figure 3 shows the graphical representation of Definition 4.4 as an action influence graph of the StarCraft II agent described in the previous section, with exogenous variables hidden. These *action influence models* are SCMs except that each edge is associated with an action. In the action influence model, each state variable has a *set* of structural equations: one for each *unique* incoming action. As an example, from Figure 3, variable  $\hat{A}_n$  is causally influenced by  $\hat{S}$  and  $\hat{B}$  only when action  $A_m$  is executed, thus the structural equation  $\mathcal{F}_{A_n.A_m}(S, B)$  captures that relationship.

#### 4.4 Explanations

An explanation is generally defined as a pair that contains; 1) an *explanandum*, the event to be explained and 2) an *explanan*, the subset of causes that explain that event (Miller, 2018b). In its simplest form, the explanation for the question ‘Why  $P$ ?’ would be in the form of ‘Because  $Q$ ’. In the above example,  $P$  is the explanandum and  $Q$  is the explanan. As Lim et al. (2009) notes, *why* and *why not* questions are the most demanded explanatory questions. In the context of RL agents, we are interested in answering ‘Why  $A$ ?’ and ‘Why not  $A$ ?’ questions. Here,  $A$  is an action of the agent and the explanation will be *local*.

Action influence models can be used to generate *minimally complete* explanations. An explanation that constitutes all the causes as an explanan risk overwhelming the explainee, thus it is important to balance the *completeness* and the *minimality* of the explanations (Miller, 2018b).

**Definition 4.6.** A *minimally complete* explanation for an action  $a$  under the actual instantiation  $M_{\vec{v} \leftarrow \vec{s}}$  is a tuple  $(\vec{R} = \vec{r}, \vec{H} = \vec{h}, \vec{I} = \vec{i})$ , in which  $\vec{R}$  is the vector of reward variables reached by following the causal chain of the graph to sink nodes;  $\vec{H}$  the vector of variables of the head node of action  $a$ ,  $\vec{I}$  is the vector of variables that are immediate predecessors of any variable in  $\vec{R}$  within the causal chain, with  $\vec{r}$ ,  $\vec{h}$ ,  $\vec{i}$  giving the values of these variables under  $M_{\vec{v} \leftarrow \vec{s}}$  from Definition 4.5. ■

McClure and Hilton (1997) argue that ‘goals’ should be referred to in some form when explaining actions. In reinforcement learning, rewards of the agent can be thought of as a proxy for the goals. Though in most cases the ‘rewards’ ( $\vec{R}$  from Definition 4.6) on itself would not form a complete explanation, because they are not attached to variables. Immediate predecessor nodes ( $\vec{I}$ ) of the reward nodes refer to the state variables that ‘trigger’ rewards. Though this combination now can explain the long term motivation of the agent, the head node ( $\vec{H}$ ) attached to the action is used to explain the immediate (short-term) cause. From Figure 3, the explanation for *Why action  $A_s$*  would constitute,  $D_u$  and  $D_b$  in as reward variables  $\vec{R}$ ,  $A_n$  in  $\vec{I}$  and  $S$  in  $\vec{H}$ . Madumal et al. (2020) present a method for generating such explanations, and evaluate this on a large-scale user study.

## 5. Distal Explanation Model

From the insights gained from human explanations discussed in Section 3 we propose a distal explanation model that can generate explanations for opportunity chains. In the following sections we use the adversarial scenario (discussed at length in Section 6.1) of the StarCraft II environment as a running example to aid the definitions.

### 5.1 Overview

Figure 4 shows an overview of the distal explanation model. The model consists of four distinct components. First, state-action pairs are extracted as a replay dataset from the episodes during reinforcement learning. Dataset generation happens at the agent training time. This dataset is used to train the decision-tree policy (indicated as the blue sub-component in Figure 4). The decision-tree policy is used as a surrogate policy for the agent, where it is used to extract reasons (in the form of decision nodes) for a given action (we discuss this process at length in Section 5.2). The dataset is also used to train the distal action predictor (shown as the green sub-component), which predicts dependent actions. Because we want to predict distal actions (contained in a opportunity chain) using a sequence of prior actions from the agent action trace, a many-to-one recurrent neural network (Schuster and Paliwal, 1997) is used as the predictor, though other sequence predictors can also be used. An action influence graph is used to extract causal chains (shown in red) that is used in conjunction with the decision tree policy to produce the final explanation. The explanation

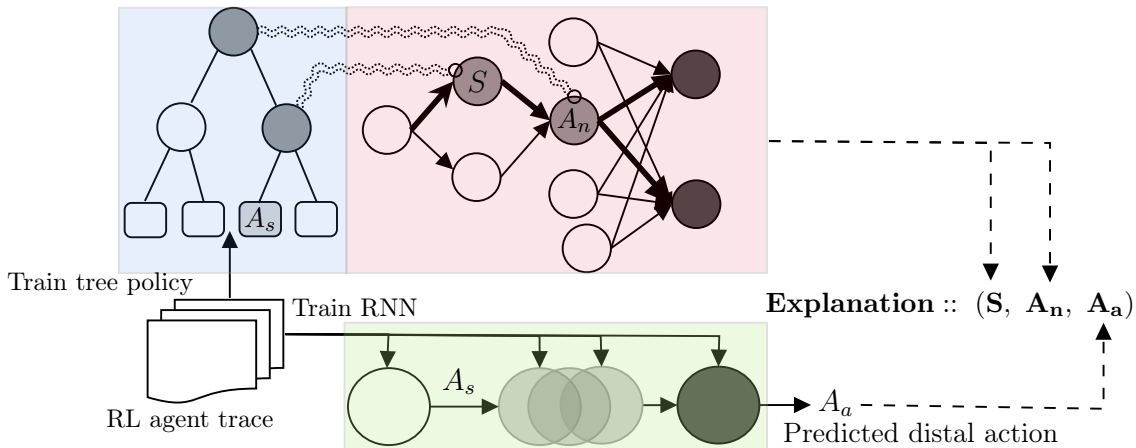


Figure 4: An overview of the Distal explanation model

is given as a three-tuple: reward nodes of the causal chain; matched decision nodes; and the predicted distal action.

Before formalising the distal explanation model we first discuss how explanations can be generated using decision tree policies.

## 5.2 Causal Explanations from Decision Trees

Although causal explanations from action influence models have been shown to perform better than state-action based (Khan et al., 2009) explanation models, the use of *structural equations* (Madumal et al., 2020) models the environment rather than the policy of the agent. Thus, the explanations from these model why an action would be a good idea, rather than why the agent chose it. In this work, we instead propose to extract reasons for action selection from a *surrogate* policy. We learn an interpretable surrogate policy in the form of a decision tree using batched replay data. If the agent’s underlying policy is also a decision tree, this step can be omitted.

**Training The Surrogate Policy:** The *distal explanation* model we introduce uses decision nodes of a decision tree that represent a surrogate policy to generate explanations with the aid of causal chains from an action influence model. Let  $\hat{T}$  be a decision tree model. In each episode at the training of the RL agent, we perform experience replay (Lin, 1992) by saving  $e_t = (s_t, a_t)$  at each time step  $t$  in a data set  $D_t = \{e_1, \dots, e_t\}$ . Drawing uniformly from  $D$  as mini-batches, we train  $\hat{T}$  using input  $x = \vec{s}$  and output  $y = \vec{a}$ . Clearly, explanations generated from an unconstrained decision tree can overwhelm the explainee, as these produce a large number of decision nodes for a question. Thus we limit the growth of  $\hat{T}$  by setting the max number of leaves to the number of actions in the domain (i.e. the leaves of the trained  $\hat{T}$  will be the set of actions of the agent). We later show that this hardly affects the task prediction accuracy compared to a depth unconstrained decision tree for our experiments. To get the decision nodes of  $\hat{T}$  in state  $S_t$ , we simply traverse the tree from the root node until we reach a leaf node and get the nodes of the path. The decision tree of the StarCraft II adversarial task is given in Figure 5 a), with the decision nodes  $A_n$  and  $B$

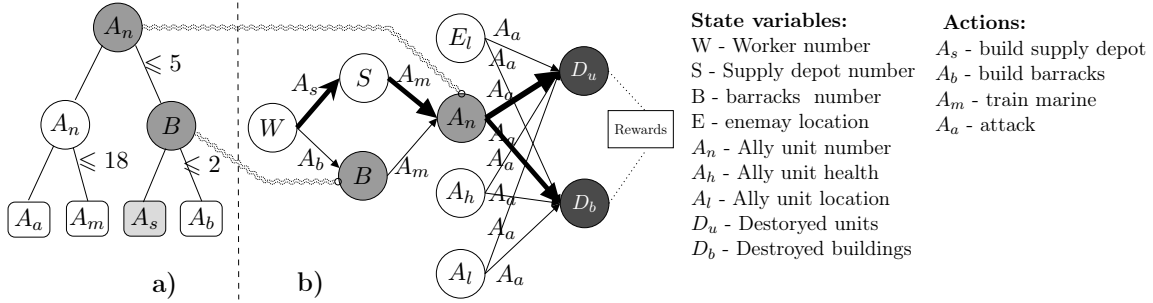


Figure 5: Generating explanations by mapping (a) decision nodes to (b) causal chains.

for the action  $A_s$ . Each decision node maps to a feature variable of the agent’s state. Figure 5 shows how the decision nodes are mapped to the action influence graph, in the StarCraft II adversarial scenario.

**Generating Explanations Using the Surrogate Policy:** In the context of an RL agent, we introduce a new definition of *minimally complete* explanations using decision nodes for ‘why’ questions below.

A primitive explanation can be generated by using the decision-tree policy alone, by extracting the decision nodes of an action. E.g. for the question *Why  $A_s$* , we can obtain the decision nodes simply by traversing to the leaf node  $A_s$  from the root node ( $A_n$  and  $B$  are the decision nodes in this case, as highlighted in Figure 5 a)). However, an explanation like this can contain variables that are not *causally* relevant to the action performed. This primitive explanation can be enhanced by taking the causal chain for the action being explained from an action influence model and filtering out causally irrelevant variables. We define this as a *minimally complete* explanation below.

**Definition 5.1.** Given the set of decision nodes  $\vec{X}_d = \vec{x}_d$  for the action  $a$  from a decision tree  $\hat{\mathbb{T}}$ , we define a *minimally complete* explanation for a *why* question as a pair  $(\vec{R} = \vec{r}, \vec{N} = \vec{n})$ , in which  $\vec{R}$  is the vector of reward variables reached by following the causal chain of the graph to sink nodes;  $\vec{N}$  is such that  $\vec{N}$  is the maximal set of variables in which  $\vec{N} = (\vec{X}_a = \vec{x}_a) \cap (\vec{X}_d = \vec{x}_d)$ , where  $\vec{X}_a$  is the set of intermediate nodes of the causal chain of action  $a$ , with  $\vec{r}$ ,  $\vec{x}_a$  and  $\vec{x}_d$  giving the values under the actual instantiation  $M_{\vec{y} \leftarrow \vec{s}}$  from Definition 4.5. ■

Above definition only select the decision nodes (from the total set of decision nodes given from the decision-tree policy) that exist as intermediate nodes of the causal chain of the given action.

In the StarCraft II scenario, for the question ‘Why action  $A_s$ ?’, we can generate the *minimally complete* explanation by first finding the decision nodes for action  $A_s$ , shown as medium grey nodes in Figure 5(a). Then finding the causal chain of action  $A_s$  (given by the bold path in Figure 5). And finally getting the common set of nodes from the causal chain and the decision nodes ( $B$  in Figure 5) and appending the reward nodes ( $D_u$  and  $D_b$ ). Example 5.1 below compare and contrast an explanation with and without the use of action influence models.

---

**Algorithm 1** Generating Counterfactuals
 

---

**Input:** causal model  $\mathcal{M}$ , current state  $S_t$ , trained decision tree  $\widehat{\mathbb{T}}$ , *actual* action  $a$ ,  $\Delta$

**Output:** contrastive explanation  $t \vec{X}_c$

- 1:  $\vec{X}_d \leftarrow \widehat{\mathbb{T}} \cdot \text{traversetree}(a)$  ;vector of decision nodes of  $a$  from  $\widehat{\mathbb{T}}$
  - 2:  $\vec{X}_c \leftarrow []$  ;vector of counterfactual decision nodes.
  - 3: **for** every  $D \in \vec{X}_d$  **do**
  - 4:      $x_d \leftarrow D \cdot \text{decisionNodeValue}()$ ; decision boundary value of  $D$
  - 5:      $x_m \leftarrow D \cdot \text{moveBoundary}(x_d)$ ; boundary value changed by a  $\Delta$ .
  - 6:      $S_{tm} \leftarrow S_t \cup x_m$ ; modify the corresponding state feature variables with the new  $x_m$ .
  - 7:      $\vec{X}_c \leftarrow \vec{X}_c \cup \widehat{\mathbb{T}} \cdot \text{predict}(S_{tm})$ ; get the counterfactual decision nodes by getting the counterfactual action and then traversing the tree.
  - 8: **end for**
  - 9: **return**  $\vec{X}_c$
- 

**Example 5.1.** Question: Why  $A_s$ ?

*Just decision-tree policy:*             Because Ally unit number ( $A_n$ ) is 4 and Barracks number ( $B$ ) is 1.

*With action influence models:*     Because ally unit number ( $A_n$ ) is 4 and the goal is to have more Destroyed Units ( $D_u$ ) and Destroyed buildings ( $D_b$ ).

### 5.3 Contrastive Explanations from Counterfactuals

Counterfactuals explain events that did not happen—but could have under different circumstances. Counterfactuals are used to describe events from a ‘possible world’ and to contrast them with what happened in actuality. Embedding these counterfactuals in explanations can make the explanation more meaningful (Byrne, 2019). Naturally, an explanation given to a ‘why not’ question should compare the counterfactuals with the actual facts to form a *contrastive explanation* (Miller, 2018b,a). For this reason, we concern ourselves with generating contrastive explanations from decision nodes and causal models.

We generate the counterfactual decision nodes using Algorithm 1, in which we find the decision nodes of the counterfactual action  $b$  by changing the decision boundary of the actual action  $b$  in the decision tree. We can now define *minimally complete contrastive* explanations for ‘why not’ questions using these counterfactual decision nodes.

**Definition 5.2.** Given the set of decision nodes  $\vec{X}_d = \vec{x}_d$  for the action  $a$  from a decision tree  $\widehat{\mathbb{T}}$ , a *minimally complete contrastive* explanation for a *why not* question is a pair  $(\vec{R} = \vec{r}, \vec{X}_{con} = \vec{x}_{con})$ , in which  $\vec{R}$  is same as in Definition 5.1;  $\vec{X}_{con}$  is such that  $\vec{X}_{con}$  is the maximal set of variables in which  $\vec{X}_{con} = (\vec{X}_b = \vec{x}_b) \cap (\vec{X}_c = \vec{x}_c)$ , where  $\vec{X}_b$  gives the set of intermediate nodes of the causal chain of the counterfactual action  $b$ , and  $\vec{X}_c$  is generated using the Algorithm 1. Values  $\vec{r}$ ,  $\vec{x}_c$  are contrasted using the actual instantiation  $M_{\vec{v} \leftarrow \vec{g}}$  and counterfactual instantiation  $M_{\vec{z} \leftarrow \vec{g}_z}$  from Definition 4.5.  $\blacksquare$

Instead of just having the intermediate nodes of the causal chain of the *actual* action (as in Definition 5.1), we now get the set of intermediate nodes for for the *counterfactual* action



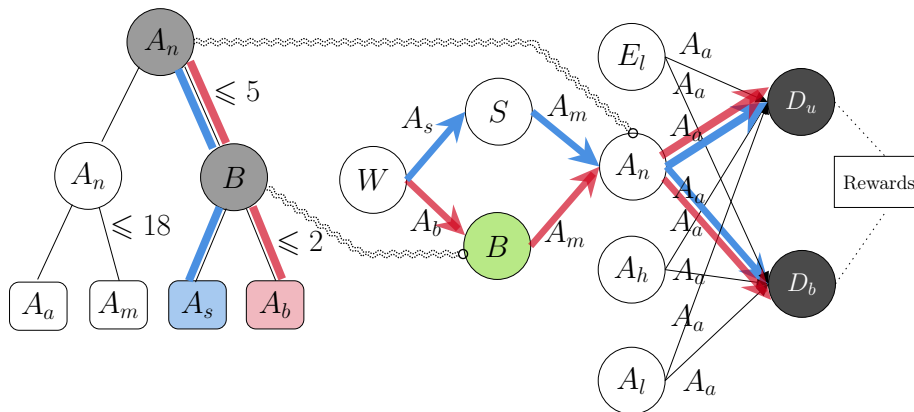


Figure 6: Visual example of the explanation for *Why not  $A_b$* . Actual action and the actual causal chain is shown in blue, counterfactual chain and nodes are shown in red and the contrast node is shown in green.

from its causal chain. Then the intermediate nodes of the counterfactual chain is compared with the set of nodes we get from the Algorithm 1, to get the common set of nodes, of which the variable values will finally be contrasted.

As before, we explain Definition 5.2 using the adversarial StarCraft II task. Consider the question ‘Why not action  $A_b$ ’, when the actual action is  $A_s$ , for which the explanation is generated as follows. We first get the decision nodes  $A_n$  and  $B$  having  $\leq 5$  and  $> 2$  as the decision boundaries respectively. Then each decision boundary value starting with the node closest to the leaf node, is moved by a small  $\Delta$  amount 0.01 and applied as the new feature value in the current state of the agent ( $B$  feature value will change to 1.99). We use this new state to predict the counterfactual action as  $A_b$  from the decision tree, and to get the counterfactual decision nodes (which remains the same). Next, we get the intersection of nodes in the causal chain of the counterfactual action  $A_b$  ( $B \rightarrow A_n \rightarrow [D_u, D_b]$ ) with  $\vec{X}_c$ , which gives  $B$  as  $X_{con}^{\vec{}}$  with the actual value 3 and counterfactual value 1.99. Finally, these values are contrasted and appended with the reward nodes of the causal chain of  $A_b$  to generate the explanation. A graphical interpretation of this explanation is shown in Figure 6.

#### 5.4 Learning Opportunity Chains

Explaining the behaviour of the agent using only the policy (or a surrogate policy) alone, even if the explanation is causal, has shortcomings as this does not consider that some actions might be chosen because they enable other actions. In this section we discuss how information on enabling actions can be used to form a more complete explanation.

In the context of reinforcement learning, we define a ‘distal action’ as the action that depends the most on the execution of the *current* action of the agent. The agent might not be able to execute the distal action unless some other action was executed first (i.e. *some* actions ‘enable’ the execution of other actions). For example, in the StarCraft II domain, the action ‘train marines’ cannot be executed until ‘build barracks’ action is executed. While it is possible to extract distal actions from environment dynamics and pre-conditions in a

model-based system, for model-free RL agents, this remains a challenge. However, for the purpose of explanation, it is possible to provide an approximation and predict the distal action.

We use a many-to-one recurrent neural network (RNN) (Schuster and Paliwal, 1997) as our prediction model  $\widehat{\mathbb{L}}$  to approximate the distal action given a sequence of previous states and actions of the agent. We implement  $\widehat{\mathbb{L}}$  with a fully connected hidden layer of 10 units, and a batch size of 100. For training data, we use the batch replay dataset  $D_t$  discussed in Section 4.2. We define a sequence as a state-action trace that ends in an action that is one of the last actions in a causal chain (e.g. in Figure 2, the last action of all causal chains in the ‘attack’ action). The output of the model  $\widehat{\mathbb{L}}$  will be the distal action and its expected cumulative reward. Formally, this action prediction model can be written as:  $\hat{y}_{t_{N+1}} = f(x_{t_1}, x_{t_2}, \dots, x_{t_N}; t_1, t_2, \dots, t_N)$ , where  $x_{t_N}$  is the state-action pair (including state features) of the last action of a causal chain,  $\hat{y}_{t_{N+1}}$  gives the distal action and the reward. Here, we use the immediate next action that lies in a particular causal chain as the ground truth. Note that even though we used an RNN to implement the prediction model, it is entirely possible to use other models to approximate the distal action. With the distal action prediction model  $\widehat{\mathbb{L}}$  in hand, we now define *minimally complete distal* explanations for ‘why’ and ‘why not’ questions that incorporate causal nature to the explanations.

**Definition 5.3.** Given a *minimally complete contrastive* explanation, current action  $a$  and a prediction model  $\widehat{\mathbb{L}}$ , a *minimally complete distal* explanation is a tuple  $(\vec{R} = \vec{r}, X_{con}^{\vec{}} = x_{con}^{\vec{}}, a_d)$ , in which  $\vec{R}$  and  $X_{con}^{\vec{}}$  do not change from Definition 5.2; and  $a_d$  gives the distal action predicted through  $\widehat{\mathbb{L}}$  such that  $a_d \in A \cap A_c$ , where  $A$  is the action set of the agent and  $A_c$  gives the action set of the causal chain of current action  $a$ . ■

Informally, this simply prepends the predicted distal action to a minimally complete contrastive explanation generated through Definition 5.2 if the distal action exists in the causal chain of the current action. Consider the example ‘Why not action *build\_barracks* ( $A_b$ ), when the actual action is *train\_marine* ( $A_m$ ). This would yield the counterfactual decision node  $A_n$  (ally unit number) with the actual value 10 and the counterfactual value 5. When the predicted distal action is *attack* ( $A_a$ ), we can generate the below explanation text using a simple natural language template. The causal explanation is generated with Definition 4.6 while the distal explanation is generated through Definition 5.3.

- Causal Explanation:* Because it is more desirable to do the action train marine ( $A_m$ ) to have more ally units ( $A_n$ ) as the goal is to have more Destroyed Units ( $D_u$ ) and Destroyed buildings ( $D_b$ ).
- Distal Explanation:* Because ally unit number ( $A_n$ ) is less than the optimal number 18, it is more desirable do the action train marine ( $A_m$ ) to enable the action attack ( $A_a$ ) as the goal is to have more Destroyed Units ( $D_u$ ) and Destroyed buildings ( $D_b$ ).

Note that the Definition 5.3 can also be used in conjunction with the Definition 5.1 to generate distal explanations for ‘why’ questions.

Env - RL	Size	SE - Accuracy (%)			DP - Accuracy (%)	
		LR	DT	MLP	$DP$	$DP_n$
Cartpole-PG	4/2	83.8	81.6	86.0	96.83	97.10
MountainCar-DQN	3/3	69.7	57.8	69.6	88.66	86.75
Taxi-SARSA	4/6	68.2	74.2	67.9	82.44	86.19
LunarLander-DDQN	8/4	68.4	63.7	72.1	72.82	72.91
BipedalWalker-PPO	14/4	56.9	56.4	56.7	67.99	69.28
StarCraft-A3C	9/4	94.7	91.8	91.4	97.36	86.04

Table 3: Distal explanation model evaluation in 6 benchmark reinforcement learning domains that use different RL algorithms, measuring mean task prediction accuracy in 100 episodes after training. SE-structural equations (trained with LR-linear regression, DT-decision trees, MLP-multi layer perceptrons),  $DP$ -decision policy tree and  $DP_n$ -unconstrained decision policy tree.

## 5.5 Computational Evaluation

We use five OpenAI benchmarks (Brockman et al., 2016) and the adversarial StarCraft II scenario (discussed in Section 5.1) to evaluate the task prediction (Hoffman et al., 2018) accuracy of our distal explanation model and compare against action influence models (Madumal et al., 2020) as a baseline. Task prediction can be used to predict what the agent will do in the next instance, and measures how faithful the surrogate policy is against the underlying policy.

We choose the benchmarks to have a mix of complexity levels and causal graph sizes (given by the number of actions and state variables). We train the RL agents using different types of model-free RL algorithms (see Table 3), using a high performance computer cluster node with 2 Nvidia V100 GPUs, 56GB of memory and 20 core CPU with 2.2GHz speed. All agents were trained until the reward threshold (to consider as ‘solved’) of the environment specification is reached.

We evaluate two versions of the distal explanation model, where one is based on a depth limited decision tree with the number of actions ( $DP$  in table 3), other trained until all leaves are pure nodes ( $DP_n$ ). Results summarised in Table 3 show our model outperforms task prediction of action influence models (with their structural equations trained by either linear regression (LR), decision trees (DT) or multi layer perceptrons (MLP)) in every benchmark, some by a substantial margin.

The benefit gained through unconstrained decision trees ( $DP_n$ ) does not translate well into an increase in task prediction accuracy. We conclude that for the purpose of using distal models for explanation, a depth limited tree ( $DP$ ) provide an adequate level of accuracy. Moreover, as a depth limited tree is likely to be more interpretable to a human, it is more suited for *explainability* and *explanation*.

## 6. Evaluation: Human Study

We consider human subject experiments to be an integral part of XAI model evaluation and as such conduct a human study with **90** participants. We consider two hypotheses for



Figure 7: StarCraft II Collaborative task scenario: The agent is controlling the leftmost section and the participant controls the right section (divided by the fissure)

our empirical evaluation; 1) Distal explanation models leads to a improved *understanding* of the agent; and 2) Distal explanation models provide *subjectively* ‘better’ explanations. Our experiment involves RL agents that complete objectives in three distinct scenarios, which are based on the StarCraft II (Vinyals et al., 2017) learning environment. We first discuss these scenarios below.

## 6.1 Scenarios

In addition to the default scenario of the StarCraft II, we developed two additional scenarios as custom maps using the StarCraft II platform as a framework, that are better suited for explainability. Custom maps were made to add a more strategic nature to scenarios and in some cases to elicit cooperation from the interacting human. Note that these scenarios are completely different from the StarCraft II *game*. We only use StarCraft II assets as a simulation framework, similar to how e.g. a grid-world framework can be used to make many different scenarios. We also release these maps with state and action specifications as test-beds for explainability research.

**Adversarial** In this scenario, the agent’s objective is to build its base by gathering resources and destroy the enemy’s base. The agent can build offensive units (marines) to attack the enemy’s base and to defend its own base. This is the default objective in a normal StarCraft II game, but here we only use 4 actions for the purpose of the experiment (rewards are given for the number of enemies and buildings destroyed (shown in Figure 5 b) as an action influence graph). During the experiment, the trained RL agent will provide

explanations to the participant and the strength of the explanations are evaluated through task prediction.

**Rescue** This scenario is a custom map, where the agent’s objective is to find a missing unit and bring it back to the base using an aerial vehicle. The agent also has to avoid or destroy enemy units during the rescue and aid the aerial vehicle using an armed unit. The agent has access to 5 actions, the reward is given for the number of missing units saved. The evaluation is done through task prediction as before.

**Collaborative Task** The collaborative task is fundamentally different from the previous scenarios, in that the participant has to help the agent to complete the objective. We made this task as a custom map (depicted in Figure 7) where the map is partitioned as the agent and human ‘area’. The agent can perform 5 actions in this task, while the human can choose 4 actions to execute. The objective of the task is to build a series of structures that finally leads to the creation of an ‘elite’ unit, which the human has to transport to a base. The success of the task depends on the participant choosing to execute the action that best support the agent.

## 6.2 Experiment Design and Methodology

To investigate the two main hypotheses, we use a mixed design (Keren, 2014) (within subject and between subject) for our experiment. Every participant will be evaluated on the 3 independent variables which are 1) ‘no explanations’, where only a visual description of the agent behaviour is provided; 2) causal explanations generated with action influence models (Madumal et al., 2020) and 3) our distal explanation model. At a glance, the experiment has 3 phases where participants receive explanations from RL agents, subjectively evaluate the explanation and are then evaluated through task prediction (Hoffman et al., 2018) to gauge their understanding of the agent.

Task prediction is an effective measure that can peek into the mental model of an explainee to evaluate how successful the given explanation was in transferring the knowledge from the explainer (Hoffman et al., 2018; Miller, 2018b). In task prediction, the participant is asked the question ‘What will the agent do next?’. We use task prediction to evaluate the hypothesis 1) for the Adversarial and Rescue scenarios, and invert the question as to ask ‘What would you do next?’ in the Collaborative task. We investigate hypothesis 1) by employing the 5-point Likert *explanation satisfaction scale* of Hoffman et al. (2018, p.39). Explanation satisfaction is evaluated after each explanation and also at the end of the experiment which compares explanations of causal and distal models.

**Experiment Design:** We use *Amazon Mechanical Turk* (Mturk)—a crowd sourcing platform well known for obtaining human-subject data (Buhrmester et al., 2011)—to conduct the experiments. A web-based interactive interface is used as the medium of interaction.

We first display the ethics approval obtained through a university, and after the participants’ consent gather demographic information. We then show video clips of the agents solving the 3 StarCraft II scenarios that capture the behaviour of the agents. Each scenario has 4 distinct behaviours of the respective agent (around 10 seconds per clip). Every participant sees all three scenarios, and all three explanation types, but between participants, the combination of scenario and explanation type are mixed. For example, a participant may

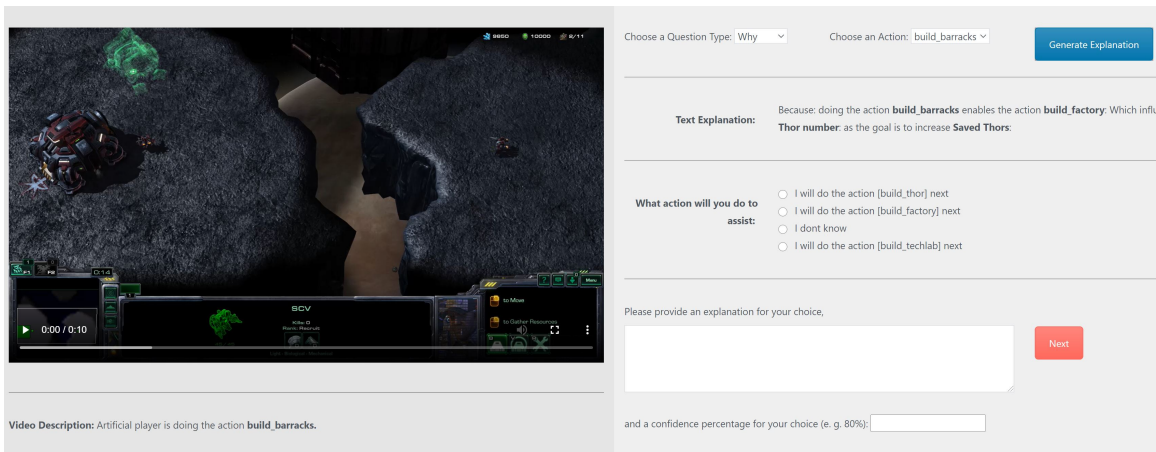


Figure 8: The web-based interface of the experiment showing the Collaborative Task.

experience: Adversarial with no explanations, Rescue with casual explanations and Collaborative with distal explanations. The order of these is randomised to control for ordering effects.

The first stage of the experiment involves training the participants to identify agents’ actions using video clips of the agents performing those actions before the start of each scenario. In the Collaborative scenario, participants are trained to identify the actions they can use instead. After validating that participants can distinguish different actions through a question, the scenario will be presented.

The second stage lets the participants ask explanatory questions (in the form of why/why not *action*), after watching the agent’s behaviour through the video clip. Participants can ask any number of questions and we did not control for a minimum number of questions; however, we incentivised participants to ask questions because they knew they would receive bonus payments for getting predictions correct later in the experiment. After each explanation video, participants are presented with the explanation satisfaction survey. For each explanation/scenario pair, each participant engages in 4 tasks.

The third stage involves evaluating the participants’ ‘understanding’ of the agent through task prediction. Participants are presented with 4 new videos with different situations, and are asked what action the agent will do next, and can select one of the 4 options (which are 3 actions of the agent plus the option of ‘I don’t know’). Each participant makes predictions for 4 tasks. After this stage participant will move to the next scenario with a different explanation model and repeat from Stage 1 to 3. This is done until all the scenarios are encountered by the participant.

In the final stage, the participant is presented with 3 additional explanation videos (of the scenario they did for the no explanation condition), and is presented with causal explanations from action influence models (Madumal et al., 2020) and our distal explanation model *side by side*. We use Hoffman et al. (Hoffman et al., 2018, p.39)’s explanation satisfaction scale but this time as a movable slider that subjectively compares the two explanation.

**Experimental Conditions:** We ran the experiment with the above mentioned 3 independent variables (the explanation models), which resulted in 3 combinations of explanation

model and scenarios, with participants seeing all 3 scenarios and all 3 explanation types. Each combination had 30 participants for a total of 90 participants in the experiment. Each participant is scored on the total number of correct task predictions out of 12 (4 each for each model-scenario combination).

Each experiment ran approximately 50 minutes, and we compensated each participant with 8.5USD (a bonus compensation of 0.5USD was also given to participants for each point above 10). Participants were aged between 23 to 60 ( $\mu = 38.1$ ), and of the 90 participants, 51 were male while 38 were female and 1 who did not provide an answer. Participants reported an average self-rated gaming experience and StarCraft II experience of 2.47 and 1.47 out of 5 (5-point Likert) respectively.

To ensure the quality of data from participants, we recruited only ‘master class’ workers with 95% or more approval rate. We controlled for language by only recruiting workers from the United States. We excluded the noisy data of users in 3 ways. First, we tested participants to ensure they had learnt about the scenario by asking them to identify actions shown in several videos. If the participant failed this, the experiment did not proceed (participants were paid a \$2USD base amount). Second, we tracked how much time each participant spent viewing explanations and answering tasks. If this was regularly below a threshold of a few seconds, we omitted that participant from our results. Third, participants were required to explain their task predictions. If this text was gibberish or a 1-2 word response, we omitted that participant from the results. We filtered out 16 participants according to the above constraints to yield the final participant number of 90.

### 6.3 Results

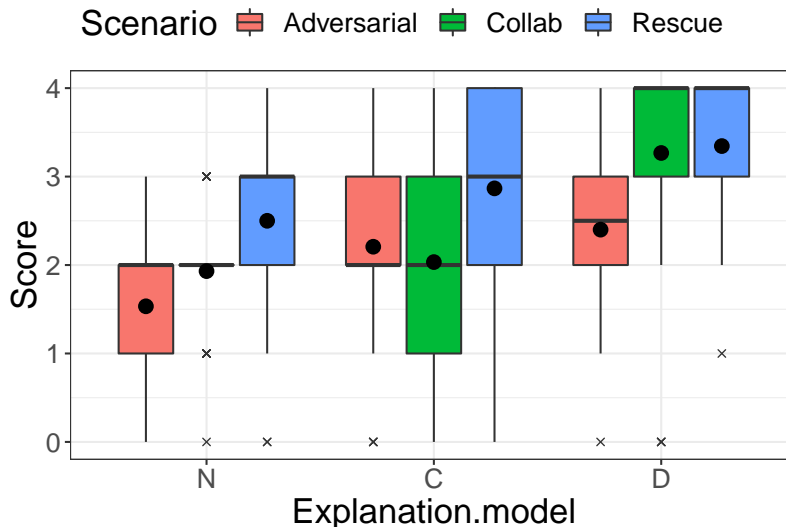


Figure 9: Box plot of task prediction scores of the explanation models across the StarCraft II scenarios (means are represented by bold dots)

We first discuss the results on hypothesis 1), where we investigate whether distal explanation models lead to a better understanding of the agent. We present the null hypotheses

Table 4: Pairwise differences with a z-test for proportions for each model-pair and pairwise t-tests in the three StarCraft II scenarios in task prediction scores, considering the correct response.

Model ( $m_1$ - $m_2$ )	Scenario	Z-test			T-test	
		$X^2$	p-value	Prop ( $m_1 m_2$ )	p-value	t-stat
C - N	Adversarial	5.437	0.019	0.53   0.38	0.056	-1.988
	Rescue	2.283	0.130	0.71   0.62	0.169	-1.408
	Collaborative	0.416	0.518	0.50   0.46	0.537	-0.623
D - N	Adversarial	11.269	< <b>0.001</b>	<b>0.60</b>   <b>0.38</b>	< <b>0.001</b>	<b>-3.791</b>
	Rescue	9.931	<b>0.001</b>	<b>0.80</b>   <b>0.62</b>	<b>0.010</b>	<b>-2.750</b>
	Collaborative	31.966	< <b>0.001</b>	<b>0.81</b>   <b>0.46</b>	< <b>0.001</b>	<b>-4.761</b>
D - C	Adversarial	1.085	0.297	0.60   0.50	0.325	-1.000
	Rescue	2.784	0.095	0.80   0.71	0.221	-1.249
	Collaborative	25.511	< <b>0.001</b>	<b>0.81</b>   <b>0.50</b>	< <b>0.001</b>	<b>-4.367</b>

as  $H_0 : P_N = P_C = P_D$  and the alternate hypothesis as  $H_1 : P_D > P_N$  and  $H_2 : P_D > P_C$ , in which N, C, D corresponds to ‘no explanation’, causal and distal explanation models. Here,  $P$  denotes the proportions of the observed values of correct answers in task predictions by the participants.

We perform Pearson’s Chi-squared test for the three StarCraft II scenarios and obtain the following values: Adversarial (p-value = 0.011,  $X^2 = 13.00$ ), Rescue (p-value = 0.034,  $X^2 = 10.40$ ) and Collaborative (p-value = <0.001,  $X^2 = 35.47$ ). As the Chi-squared test was significant at the 0.05 level across the three scenarios, we investigate the pairwise differences between models using a z-test. We summarise the results in Table 4. From Table 4, considering the proportions ( $P$ ) between model pairs, we can see that apart from Adversarial and Rescue scenarios for the D - C model pair, distal explanation models have statistically significant results at the 0.05 level between other combinations. Thus we accept  $H_1$  for every StarCraft II scenario and accept  $H_2$  only for the Collaborative scenario. We further test the validity of our results by employing a pairwise t-test which produce similar conclusions (results shown in Table 3. We illustrate these results as a box-plot in Figure 9. Clearly, the Collaborative scenario poses a much higher challenge to the participants, and results indicate that distal explanations perform better than other models in this task.

**Explanation Quality:** The second main hypothesis 2), evaluate whether distal explanations can provide *subjectively* better explanations. The corresponding null hypothesis is  $H_0 : P_N = P_C = P_D$  and the alternative hypothesis is  $H_1 : P_D > P_C$ .  $P$  in this case  $P$  becomes the proportion of the observed values of the Likert scale data (using the survey of Hoffman et al. (2018, p.39)), where participants have rated as ‘5’. We consider four explanation quality metrics; ‘Complete’, ‘Sufficient’, ‘Satisfying’ and ‘Understanding’. As before, we employ Pearson’s Chi-squared test to see the significance of the above 4 metrics in the 3 StarCraft II scenarios, and obtain p-values < 0.01 for every condition. As there are significant differences between explanation models on explanation quality, we reject  $H_0$  and conduct a pairwise z-test. We summarise the results in Table 5. Figure 10 captures



Table 5: Pairwise differences with a z-test for *explanation quality* metrics in models Distal (D) vs Causal (C), data where participants rated ‘5’.

Metric	Scenario	$X^2$	p-value	Proportions (D C)
Complete	Adversarial	3.267	0.070	0.56   0.45
	Rescue	0.074	0.785	0.33   0.35
	Collaborative	11.428	< <b>0.001</b>	<b>0.40</b>   <b>0.20</b>
Sufficient	Adversarial	6.020	<b>0.014</b>	<b>0.56</b>   <b>0.40</b>
	Rescue	0.018	0.892	0.35   0.34
	Collaborative	15.55	< <b>0.001</b>	<b>0.41</b>   <b>0.18</b>
Satisfying	Adversarial	1.085	0.297	0.46   0.40
	Rescue	1.528	0.216	0.29   0.36
	Collaborative	9.981	<b>0.001</b>	<b>0.42</b>   <b>0.23</b>
Understanding	Adversarial	1.377	0.240	0.46   0.39
	Rescue	0.071	0.788	0.35   0.37
	Collaborative	15.31	< <b>0.001</b>	<b>0.42</b>   <b>0.19</b>

the Likert scale data distribution across models and scenarios. Though it is visually evident that distal explanation quality across the compared metrics has a positive trend, from the three scenarios, only the Collaborative task yields significant results for every explanation quality metric (see Table 5). Thus we accept  $H_1$  only for the Collaborative scenario.

**Discussion:** The results we obtained for *explanation quality* mirror the results in task prediction. Intuitively this makes sense as participants are more inclined to rate an explanation ‘good’ if they feel they have a better ‘understanding’ of the agent. Further investigations are needed to explore why distal explanations perform substantially better in human-agent collaborative tasks.

To investigate whether the knowledge of the StarCraft II game had any impact on task prediction scores, we perform a Pearson’s correlation test between task prediction and StarCraft II experience (self-report in a 5-point Likert scale). The obtained values ( $t = 1.515$ ,  $p\text{-value} = 0.133$ ) indicate that there is no statistically significant correlation between scores and StarCraft II experience. Although our experiment was based on the StarCraft II environment, we used custom maps and scenarios that are different from the game. Thus the results of the correlation test is plausible.

One weakness of our model is the need for a causal graph that is faithful to the problem, in order to learn the *opportunity chains*. For the purpose of this paper, we hand-crafted the causal graphs for StarCraft II scenarios and the 5 RL benchmarks. While our hand-crafted models can be verified easily with data, we acknowledge that it may become infeasible in larger domains. We view generating a causal graph a distinct problem than generating explanations *using* a causal graph. As such we propose this as our immediate future work.

**Limitations of the experiment design:** Although we used scenarios that have different objectives than the standard Starcraft II game, familiarity with the game’s concepts may have had some impact on the scores even if it is not significant. Participants also may have had commonsense knowledge about such scenarios (in particular rescue and adversarial)

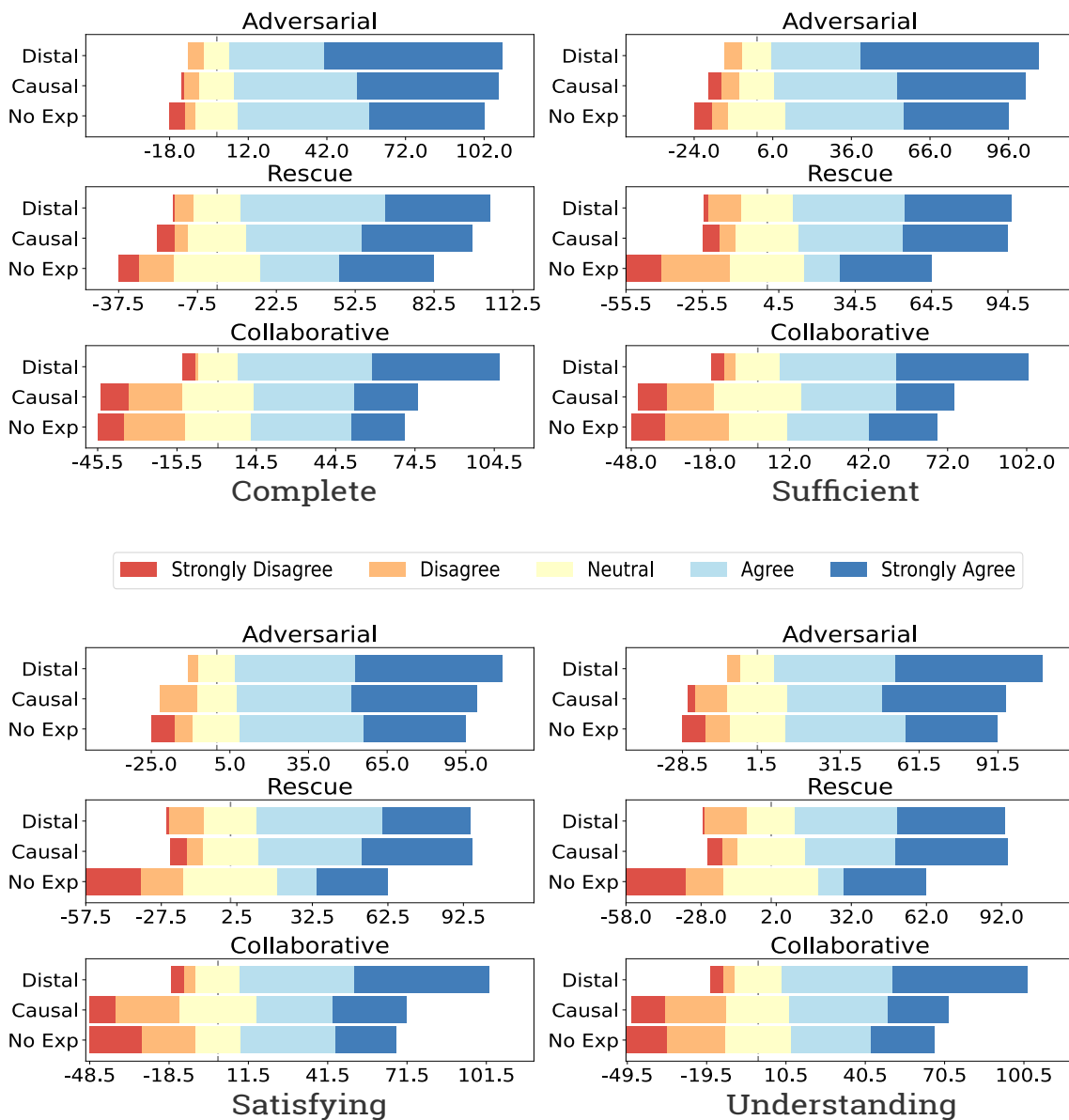


Figure 10: Likert scale counts of explanation quality metrics and how they vary across explanation models and scenarios. X-axis represent the total counts each Likert category received, adjusted to represent 0 as the midpoint.

that can affect their judgments. Our results should be generalisable across similar scenarios in different *domains*, though further experiments are needed to evaluate the generalisability across different scenarios (e.g. path planning, manufacturing).

## 7. Conclusion

We introduce a *distal explanation* model for model-free reinforcement learning agents that can generate explanations for ‘why’ and ‘why not’ questions. These models learn *opportunity chains* (in the form of  $A$  enables  $B$  and  $B$  causes  $C$ ), and approximate a future action that *enables* due to the current action of the agent. Our motivation comes from insights gained through a human-agent experiment, in which we analysed **240** human explanations. Participants in this study frequently referred to future action that depend on the current action of the agent, which conform to the definition of opportunity chains. To learn opportunity chains at the training phase in reinforcement learning we make use of *action influence models* to extract causal chains and represent the approximated policy of the agent in a decision tree policy. In contrast to action influence models that use structural causal equations to generate *contrastive* explanations, we use the decision policy in conjunction with causal chains to improve the accuracy of *task prediction*. We evaluate our approach in 6 RL benchmarks on task prediction. We then undertake a human study with **90** participants to investigate how the distal explanation model perform in task prediction and *explanation quality* metrics in three custom scenarios built using the StarCraft II platform.

While results indicate a significantly better performance of distal explanations compared with two other explanation models in collaborative situations, further research is needed to understand the impact this technique may have on other types of scenarios. One weakness of our model is the need of knowing the causal structure of the domain beforehand. Though this can be mitigated by using existing causal discovery methods, the reinforcement learning setting provides a unique opportunity to learn causal graphs that are better suited for explanation through influencing the exploration of the agent. Thus our immediate future work involves generating causal models at the training time of the agent through causal discovery.

## References

- Ashraf Abdul, Jo Vermeulen, Danding Wang, Brian Y Lim, and Mohan Kankanhalli. Trends and trajectories for explainable, accountable and intelligible systems: An HCI research agenda. In *Proceedings of the 2018 CHI conference on human factors in computing systems*, page 582. ACM, 2018.
- Dan Amir and Ofra Amir. Highlights: Summarizing agent behavior to people. In *Proc. of the 17th International conference on Autonomous Agents and Multi-Agent Systems (AAMAS)*, 2018.
- Gisela Böhm and Hans-Rüdiger Pfister. How people explain their own and others’ behavior: a theory of lay causal explanations. *Frontiers in psychology*, 6:139, 2015.
- Craig Boutilier, Richard Dearden, Moises Goldszmidt, et al. Exploiting structure in policy construction. In *IJCAI*, volume 14, pages 1104–1113, 1995.
- Virginia Braun and Victoria Clarke. Using thematic analysis in psychology. *Qualitative research in psychology*, 3(2):77–101, 2006.

- Greg Brockman, Vicki Cheung, Ludwig Pettersson, Jonas Schneider, John Schulman, Jie Tang, and Wojciech Zaremba. OpenAI Gym, 2016.
- Michael Buhrmester, Tracy Kwang, and Samuel D Gosling. Amazon’s mechanical turk: A new source of inexpensive, yet high-quality, data? *Perspectives on psychological science*, 6(1):3–5, 2011.
- Ruth MJ Byrne. Counterfactuals in explainable artificial intelligence (XAI): evidence from human reasoning. In *Proceedings of the Twenty-Eighth International Joint Conference on Artificial Intelligence, IJCAI-19*, pages 6276–6282, 2019.
- David Chapman and Leslie Pack Kaelbling. Input generalization in delayed reinforcement learning: An algorithm and performance comparisons. In *IJCAI*, volume 91, pages 726–731. Citeseer, 1991.
- Maartje MA De Graaf and Bertram F Malle. How people explain action (and autonomous intelligent systems should too). In *2017 AAAI Fall Symposium Series*, 2017.
- Francisco Elizalde and Luis Enrique Sucar. Expert evaluation of probabilistic explanations. In *ExaCt*, pages 1–12, 2009.
- Francisco Elizalde, Luis Enrique Sucar, Alberto Reyes, and Pablo Debuen. An MDP approach for explanation generation. In *ExaCt*, pages 28–33, 2007.
- Francisco Elizalde, L Enrique Sucar, Manuel Luque, J Diez, and Alberto Reyes. Policy explanation in factored markov decision processes. In *Proceedings of the 4th European Workshop on Probabilistic Graphical Models (PGM 2008)*, pages 97–104, 2008.
- Yosuke Fukuchi, Masahiko Osawa, Hiroshi Yamakawa, and Michita Imai. Autonomous self-explanation of behavior for interactive reinforcement learning agents. In *Proceedings of the 5th International Conference on Human Agent Interaction*, pages 97–101. ACM, 2017.
- David Gunning and David W Aha. Darpa’s explainable artificial intelligence program. *AI Magazine*, 40(2):44–58, 2019.
- Joseph Y Halpern and Judea Pearl. Causes and explanations: A structural-model approach. part II: Explanations. *The British journal for the philosophy of science*, 56(4):889–911, 2005.
- Bradley Hayes and Julie A Shah. Improving robot controller transparency through autonomous policy explanation. In *Proceedings of the 2017 ACM/IEEE international conference on human-robot interaction*, pages 303–312. ACM, 2017.
- Denis J Hilton. Conversational processes and causal explanation. *Psychological Bulletin*, 107(1):65, 1990.
- Denis J Hilton, John L McClure, and Ben R. Slugoski. The course of events: counterfactuals, causal sequences, and explanation. In D.R. Mandel, D.J. Hilton, and P. Catellani, editors, *The Psychology of Counterfactual Thinking*, pages 56–72. Routledge, 2005.

- Denis J Hilton, John McClure, and Robbie M Sutton. Selecting explanations from causal chains: Do statistical principles explain preferences for voluntary causes? *European Journal of Social Psychology*, 40(3):383–400, 2010.
- Robert R Hoffman, Shane T Mueller, Gary Klein, and Jordan Litman. Metrics for explainable AI: Challenges and prospects. *arXiv preprint arXiv:1812.04608*, 2018.
- Jennifer Hornsby. Agency and causal explanation. 1993.
- Zoe Juozapaitis, Anurag Koul, Alan Fern, Martin Erwig, and Finale Doshi-Velez. Explainable reinforcement learning via reward decomposition. In *Proceedings of the IJCAI 2019 Workshop on Explainable Artificial Intelligence*, pages 47–53, 2019.
- Gideon Keren. Between-or within-subjects design: A methodological dilemma. *A Handbook for Data Analysis in the Behavioral Sciences*, 1:257–272, 2014.
- Omar Zia Khan, Pascal Poupart, and James P Black. Minimal sufficient explanations for factored markov decision processes. In *ICAPS*, 2009.
- Gary Klein. Explaining explanation, part 3: The causal landscape. *IEEE Intelligent Systems*, 33(2):83–88, 2018.
- Pat Langley, Ben Meadows, Mohan Sridharan, and Dongkyu Choi. Explainable agency for intelligent autonomous systems. In *Twenty-Ninth IAAI Conference*, 2017.
- Brian Y Lim, Anind K Dey, and Daniel Avrahami. Why and why not explanations improve the intelligibility of context-aware intelligent systems. In *Proceedings of the SIGCHI Conference on Human Factors in Computing Systems*, pages 2119–2128. ACM, 2009.
- Long-Ji Lin. Self-improving reactive agents based on reinforcement learning, planning and teaching. *Machine learning*, 8(3-4):293–321, 1992.
- Tania Lombrozo and Nadya Vasilyeva. Causal explanation. *Oxford handbook of causal reasoning*, pages 415–432, 2017.
- Prashan Madumal, Tim Miller, Liz Sonenberg, and Frank Vetere. Explainable reinforcement learning through a causal lens. In *Proceedings of the AAAI Conference on Artificial Intelligence*, 2020.
- John McClure and Denis Hilton. For you can’t always get what you want: When preconditions are better explanations than goals. *British Journal of Social Psychology*, 36(2): 223–240, 1997.
- John McClure, Denis J Hilton, and Robbie M Sutton. Judgments of voluntary and physical causes in causal chains: Probabilistic and social functionalist criteria for attributions. *European journal of social psychology*, 37(5):879–901, 2007.
- Tim Miller. Contrastive explanation: A structural-model approach. *arXiv preprint arXiv:1811.03163*, 2018a.

- Tim Miller. Explanation in artificial intelligence: Insights from the social sciences. *Artificial Intelligence*, 2018b.
- Jonas Nagel and Simon Stephan. Explanations in causal chains: Selecting distal causes requires exportable mechanisms. In *Proceedings of the 38th Annual Conference of the Cognitive Science Society*, pages 806–812. Cognitive Science Society Austin, TX, 2016.
- Aaron M Roth, Nicholay Topin, Pooyan Jamshidi, and Manuela Veloso. Conservative q-improvement: Reinforcement learning for an interpretable decision-tree policy. *arXiv preprint arXiv:1907.01180*, 2019.
- Mike Schuster and Kuldip K Paliwal. Bidirectional recurrent neural networks. *IEEE Transactions on Signal Processing*, 45(11):2673–2681, 1997.
- Patrick Schwab and Walter Karlen. Cxplain: Causal explanations for model interpretation under uncertainty. In *Advances in Neural Information Processing Systems*, pages 10220–10230, 2019.
- Steven Sloman. *Causal models: How people think about the world and its alternatives*. Oxford University Press, 2005.
- Oliver Struckmeier, Mattia Racca, and Ville Kyrki. Autonomous generation of robust and focused explanations for robot policies. In *2019 28th IEEE International Conference on Robot and Human Interactive Communication (RO-MAN)*, pages 1–8. IEEE, 2019.
- Aaquib Tabrez, Shivendra Agrawal, and Bradley Hayes. Explanation-based reward coaching to improve human performance via reinforcement learning. In *2019 14th ACM/IEEE International Conference on Human-Robot Interaction (HRI)*, pages 249–257. IEEE, 2019.
- Nicholay Topin and Manuela Veloso. Generation of policy-level explanations for reinforcement learning. In *Proceedings of the AAAI Conference on Artificial Intelligence*, volume 33, pages 2514–2521, 2019.
- Jasper van der Waa, Jurriaan van Diggelen, Karel van den Bosch, and Mark Neerincx. Contrastive explanations for reinforcement learning in terms of expected consequences. *arXiv preprint arXiv:1807.08706*, 2018.
- Oriol Vinyals, Timo Ewalds, Sergey Bartunov, Petko Georgiev, Alexander Sasha Vezhnevets, Michelle Yeo, Alireza Makhzani, Heinrich Küttler, John Agapiou, Julian Schrittwieser, et al. Starcraft ii: A new challenge for reinforcement learning. *arXiv preprint arXiv:1708.04782*, 2017.
- Danding Wang, Qian Yang, Ashraf Abdul, and Brian Y Lim. Designing theory-driven user-centric explainable ai. In *Proceedings of the 2019 CHI Conference on Human Factors in Computing Systems*, page 601. ACM, 2019.
- Ning Wang, David V Pynadath, and Susan G Hill. Trust calibration within a human-robot team: Comparing automatically generated explanations. In *The Eleventh ACM/IEEE International Conference on Human Robot Interaction*, pages 109–116. IEEE Press, 2016.