

Coulomb-nuclear interference in elastic scattering: eikonal calculation to all orders of α

J. Kašpar^{1,2}

¹Institute of Physics of the Academy of Sciences of the Czech Republic, Prague, Czech Republic.

²CERN, Geneva, Switzerland.

Manuscript date: December 21, 2024

Abstract The Coulomb-nuclear interference (CNI) has recently been used by the TOTEM Collaboration to analyse proton-proton elastic-scattering data from the LHC and to draw physics conclusions. This paper will present an eikonal calculation of the CNI effects performed to all orders of the fine structure constant, α . This calculation will be used as a reference to benchmark several widely-used CNI formulae and to verify several recent claims by other authors.

Keywords proton-proton interactions · elastic scattering · Coulomb-nuclear interference · rho parameter

PACS 13.85.Dz · 13.40.Ks

1 Introduction

Elastic scattering of nucleons is a process mediated by electromagnetic (Coulomb) and strong (nuclear) force. In the domain of small squared four-momentum transfer, $|t|$, the two interactions are of similar strength resulting in observable interference effects, so called Coulomb-nuclear interference (CNI).

The TOTEM Collaboration has recently used the CNI to extract the value of the ρ parameter, real-to-imaginary ratio of the forward amplitude, from elastic scattering differential cross-section at the collision energy $\sqrt{s} = 13$ TeV and interpreted the results as an argument in favour of the Odderon existence [1]. This has revived also some theoretical interest in CNI; some recent publications are briefly discussed in the following paragraphs.

Petrov has used a novel mathematical approach to study CNI in the eikonal framework [2, 3]. Some of his results take a similar form to the formulae previously obtained by Cahn [4] and Kudrát-Lokajíček (KL) [5], but have one term less. Petrov argued that this is due to a wrong treatment of proton form factors in the work by Cahn. This hypothesis

will be checked in this paper. Further details of the proposed mistakes in Cahn's derivations were given in Refs. [6, 7], in addition suggesting that the expansion in orders of the fine-structure constant, α , was insufficiently truncated. Also this suggestion will be tested in the present paper.

Godizov has proposed that CNI effects may be negligible on amplitude level, since the Coulomb and nuclear eikonals have very little overlap [8]. A similar statement has been made by Donnachie and Landshoff [9]. These proposals will be verified in this paper.

Khoze et al. have re-confirmed the relevance of CNI amplitude effects and furthermore have evaluated the impact of inelastic intermediate states which are not taken into account in the traditional eikonal framework [10].

In this paper we focus on eikonal description of CNI, which is the common basis of works by Cahn, KL, Petrov and others. For a more complete historical review and other approaches see e.g. Ref. [11].

This paper follows an approach complementary to the aforementioned publications: instead of analytic manipulations, we present a numerical analysis starting with the fundamental assumption of the eikonal framework – the additivity of eikonals (method first used in thesis [11]). This approach allows to double-check the analytic derivations, some steps of which were found questionable even by the original authors, see e.g. the comment above Eq. (18) in Ref. [4].

Finally, the numerical approach used in this paper provides an evaluation of the CNI to all orders of α , to our knowledge, for the first time. Petrov has also provided a formula to all orders of α [2] but it does not seem well suited for numerical evaluation.¹

¹ Petrov has very recently published another and more explicit CNI formula including all orders of α [7], but we have not tested its numerical properties yet.

The paper is organised as follows. In Section 2 we briefly outline the essence of the eikonal framework. Section 3 will show predictions of different CNI formulae applied to nuclear amplitudes reflecting the TOTEM measurements at $\sqrt{s} = 8$ TeV [12]. Section 4 gives technical details of the numerical calculation. The paper is concluded with a summary in Section 5.

2 Eikonal calculation

The CNI treatment in the eikonal framework can be sketched as follows.

The Coulomb amplitude in Born approximation, e.g. from QED, is used as an input:

$$F_{\text{Born}}^{\text{C}}(t) = \pm \frac{\alpha s}{t - \lambda^2} \mathcal{F}^2(t), \quad (1)$$

where \mathcal{F} stands for proton's form factor and the upper (lower) sign refers to proton-proton (proton-antiproton) scattering. The fictitious photon mass, λ , is kept explicitly in the expression to act as an infrared regulator. The Coulomb eikonal can be obtained via Fourier-Bessel transform:

$$\delta^{\text{C}}(b) = \frac{1}{s} \int_0^\infty dq q J_0(bq) F_{\text{Born}}^{\text{C}}(-q^2), \quad (2)$$

where J_0 is the zeroth order Bessel function of the first kind. In the special case with $\mathcal{F} \equiv 1$ (i.e. point-like protons), the eikonal can be evaluated analytically [4]:

$$\delta_{\text{asym}}^{\text{C}}(b) = -\alpha K_0(\lambda b), \quad (3)$$

where K_0 stands for the modified Bessel function of the second kind and zeroth order.

The nuclear amplitude in the impact-parameter space, $A^{\text{N}}(b)$, can be obtained from the amplitude in the momentum space, $F^{\text{N}}(t)$, with a Fourier-Bessel transform:

$$A^{\text{N}}(b) = \frac{1}{s} \int_0^\infty dq q J_0(bq) F^{\text{N}}(-q^2) \quad (4)$$

and the corresponding nuclear eikonal

$$\delta^{\text{N}}(b) = \frac{1}{2i} \log(2iA^{\text{N}}(b) + 1) \quad (5)$$

Following the assumed eikonal additivity, the total eikonal is obtained by summing the Coulomb and nuclear eikonals:

$$\delta^{\text{C+N}}(b) = \delta^{\text{C}}(b) + \delta^{\text{N}}(b). \quad (6)$$

The total amplitude, reflecting both Coulomb and nuclear interactions acting simultaneously, is given by the reverse Fourier-Bessel transform:

$$F^{\text{C+N}}(t) = \frac{s}{2i} \int_0^\infty db b J_0(b\sqrt{-t}) \left(e^{2i\delta^{\text{C+N}}(b)} - 1 \right). \quad (7)$$

Neglecting δ^{N} in Eq. (6), Eq. (7) yields the complete Coulomb amplitude (i.e. summation to all orders of α). In the special case of $\mathcal{F} \equiv 1$, Cahn has found that the summation only affects the phase:

$$F^{\text{C}}(t) = \pm \frac{\alpha s}{t - \lambda^2} e^{i\alpha\eta(t)}, \quad \eta(t) = \log \frac{\lambda^2}{-t}. \quad (8)$$

Although this structure does not hold with a general form factor \mathcal{F} , Cahn used the following approximation for developing his CNI formula:

$$F^{\text{C}}(t) \approx \pm \frac{\alpha s}{t - \lambda^2} e^{i\alpha\eta(t)} \mathcal{F}^2, \quad (9)$$

which is the subject of criticism by Petrov [2]. The same approximation is found in the KL formula.

Differential cross-section is obtained from the corresponding amplitude by

$$\frac{d\sigma}{dt} = \frac{\pi(\hbar c)^2}{sp^2} |F|^2. \quad (10)$$

3 Results

In this section, predictions from several CNI formulae will be compared:

- “numerical”: numerical evaluation of Eq. (7),
- “Cahn”: Eq. (30) in Ref. [4],
- “KL”: Eq. (26) in Ref. [5],
- “Petrov”: Eq. (17) in Ref. [2] (taking into account the erratum [3])
- “SWY”: Eq. (26) in Ref. [13],
- “trivial”: plain sum of the Coulomb and nuclear amplitude, as suggested e.g. in Ref. [8].

To test the numerical calculation one needs to assume a certain nuclear amplitude, $F^{\text{N}}(t)$. This unavoidably introduces some model-dependence in our results. In order to focus on physics-relevant models, we will use the two nuclear amplitudes published by the TOTEM Collaboration in an analysis of $\sqrt{s} = 8$ TeV proton-proton data [12] (Table 5). While the differential cross-section measurement puts strict constraints on the amplitude modulus, the phase remains almost arbitrary. Consequently, two extreme/alternative options will be tested: “central” with nuclear phase constant in t and “peripheral” with nuclear phase rapidly varying in t . The labels have been chosen to reflect the different impact-parameter behaviour: the “central” model yields a profile function peaking at smaller impact-parameter value wrt. the “peripheral” model.

The proton form-factor will be modelled according to Puckett et al. [14].

In the numerical calculation, the λ regulator cannot be strictly set to zero, but instead it can be chosen small enough

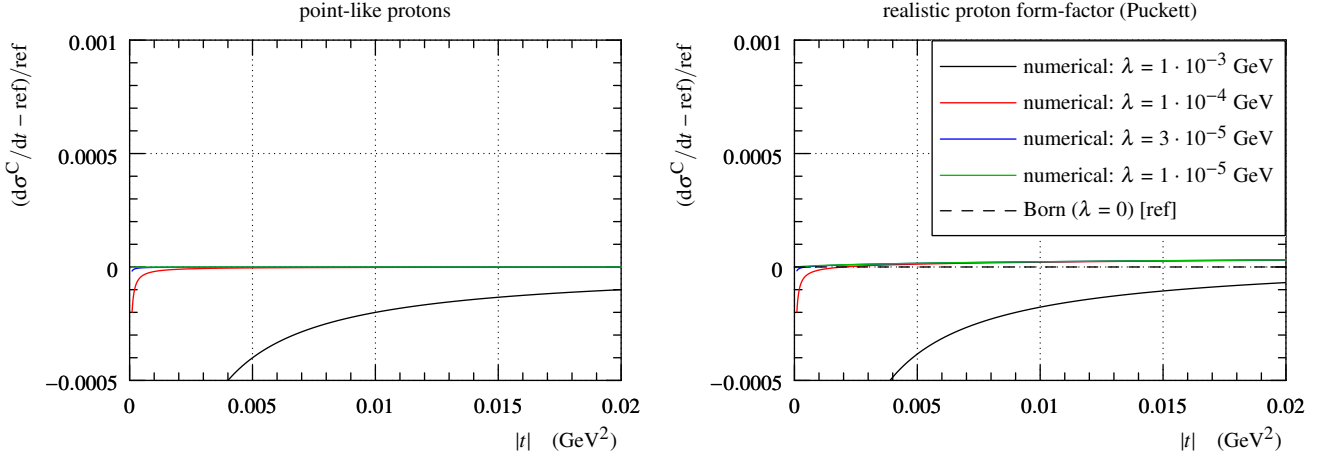


Fig. 1 Complete Coulomb cross-section – relative difference between numerical calculation (Eq. (7) with $\delta^N \equiv 0$) wrt. Born-level input, Eq. (1) with $\lambda = 0$). The different colours represent different choices of λ . Left: for point-like charges, $\mathcal{F} \equiv 1$, Right: with a realistic proton form factor.

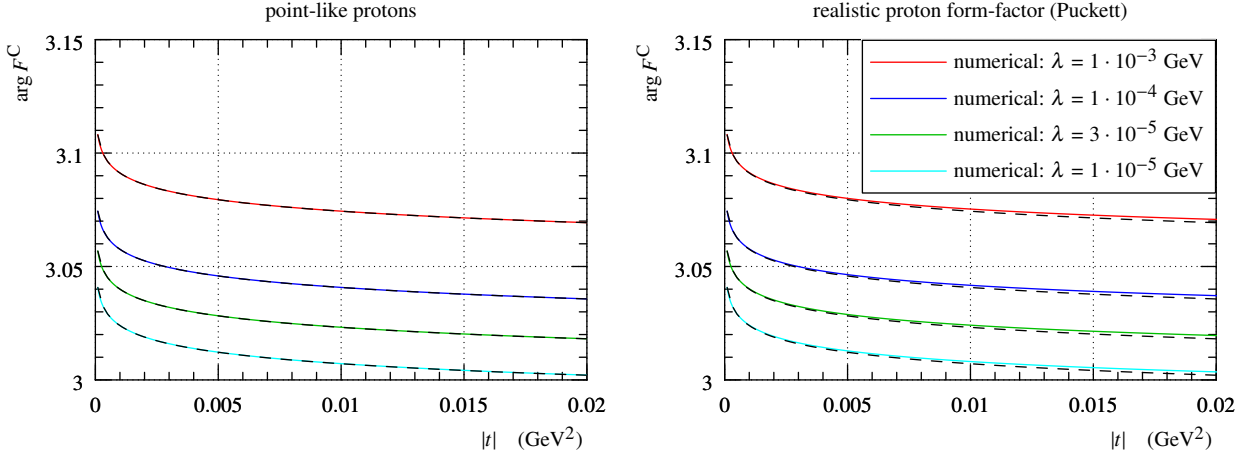


Fig. 2 Phase of the complete Coulomb amplitude. Coloured lines come from numerical calculation (with different choices of λ). The black dashed curves correspond to $\pi + \alpha\eta(t)$, the phase of the amplitude in Eqs. (8) and (9). Left: for point-like charges, $\mathcal{F} \equiv 1$, Right: with a realistic proton form factor.

not to have any significant impact on the results in the b and t ranges of interest. This is illustrated for example in Figure 1: results for different values of λ are shown in different colours. As λ gets smaller, the difference between results diminishes. In particular, there is almost no visible difference between $\lambda = 3 \cdot 10^{-5}$ (blue) and 10^{-5} GeV (green). This indicates that the former value of λ is small enough (for our $|t|$ range) and will be often used as a reference for comparisons.

Figure 1 compares the complete (i.e. to all orders of α) Coulomb cross-section from the numerical calculation (colours) to the input Born-level expression (black dashed). The left plot, corresponding to point-like protons, shows a perfect agreement between the numerical calculation (for sufficiently small λ) and the Born curve, as expected from Eq. (8). The right plot, corresponding to a realistic proton form factor, shows small relative deviations, $\mathcal{O}(10^{-4})$.

Figure 2 shows the phase of the complete Coulomb amplitude which depends on the choice of λ (different colours). The left plot, for point-like protons, indicates a perfect agreement with the $\eta(t)$ calculation by Cahn (black dashed). The right plot, for a realistic form factor, shows small deviations, $\mathcal{O}(10^{-3})$.

Figure 3 compares the total (Coulomb + nuclear) cross-section from the numerical calculation for several choices of λ . Like in Figure 1, the smaller λ , the smaller difference in predictions. When $\lambda \lesssim 3 \cdot 10^{-5}$ GeV, almost no visible difference is present. This has been further verified for λ values down to $3 \cdot 10^{-6}$ GeV and agrees with the expectation from Eq. (1): introducing λ makes negligible effect whenever $\lambda^2 \ll |t|$. In conclusion, we believe that we can choose λ sufficiently small such that the numerical calculation gives predictions comparable (on our $|t|$ range starting at 10^{-4} GeV²) with the $\lambda \rightarrow 0$ limit.

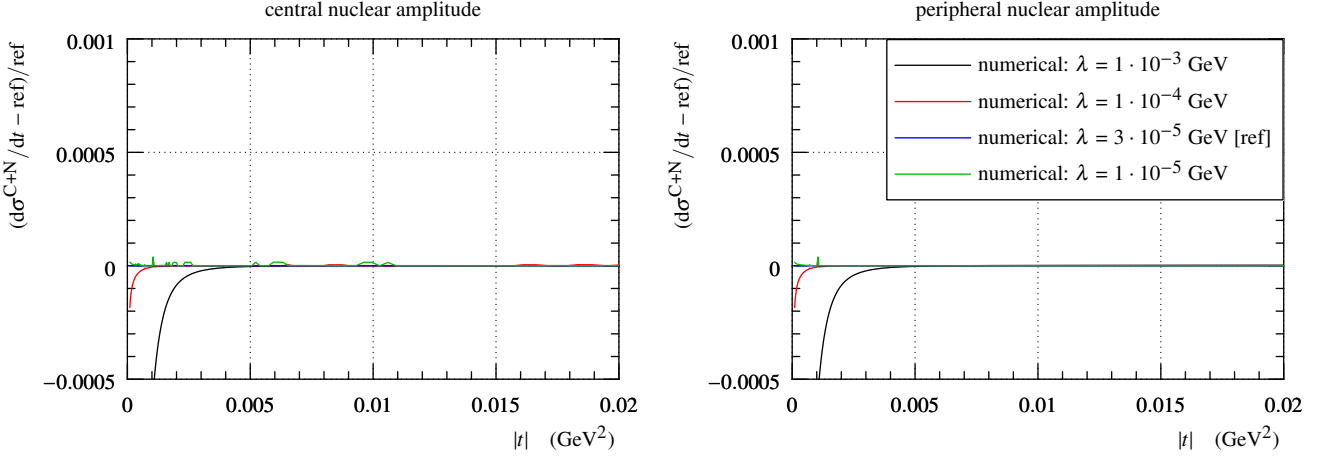


Fig. 3 Full Coulomb+nuclear cross-section as obtained from the numerical calculation, Eq. (7), for different values of λ (colours). The green curve suffers from little numerical instabilities. Left: for central nuclear amplitude, Right: for peripheral nuclear amplitude.

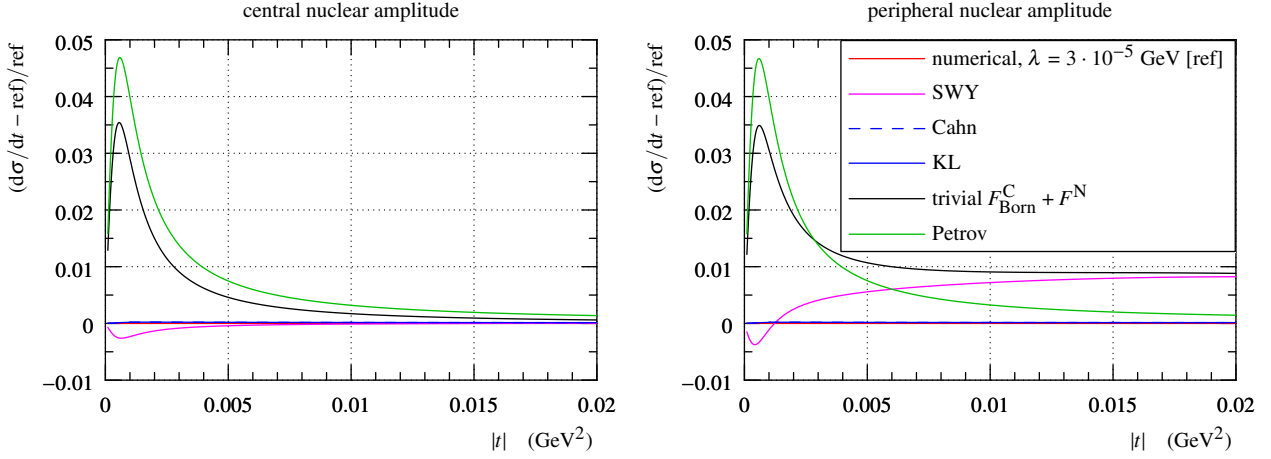


Fig. 4 Relative difference between various CNI formulae and the reference from the numerical calculation (red). Left: for central nuclear amplitude, Right: for peripheral nuclear amplitude.

Figure 4 compares predictions from several CNI formulae to the reference from the numerical calculation (red, to all orders of α). For both central (left) and peripheral (right) cases, the predictions by Cahn and KL are almost identical and they overlap with the numerical-calculation reference – the relative difference is $\mathcal{O}(10^{-4})$. The trivial sum of the Coulomb and nuclear amplitudes can deviate up to about 3.5%. The formula by Petrov (missing one term wrt. Cahn/KL) can deviate by almost 5%. The SWY formula provides relatively good description in the “central” case (relative deviations $\mathcal{O}(10^{-3})$) and somewhat worse description in the “peripheral” case (deviations up to about 1%). This is not surprising since the SWY formula assumes a slow nuclear phase variation.

4 Technical details

The numerical integration in Eqs. (2), (4) and (7) is performed with the help of the GSL library [15], in particular using adaptive integration based on 61-point Gauss-Kronrod rules.

For the numerical integration one needs to set reasonable boundaries. In the case of Eq. (7) a reasonable upper limit, b_{\max} , can be deduced by analysing the expression in the parentheses, in the lowest order being $2i\delta^{C+N}$. At large b , this function can well be approximated with $2i\delta_{\text{asym}}^C$. One may truncate the integration once the $K_0(\lambda b)$ function becomes sufficiently small, i.e. when λb exceeds a certain threshold. Consequently, we adopted $b_{\max} = c/\lambda$, where $c = 10$ was found appropriate by numerical tests – variation of c between 5 and 50 leads to negligible changes in the results.

In the case of Eq. (2), the upper limit was set to $q_{\max} = 10^{\max(3, 3 - \log_{10}(b))}$ GeV. This rule was found with numerical

tests, there is negligible variation of the results when the parameters are varied around the quoted values. The rule works both with and without including form-factors. The reduction of q_{\max} with b can be justified by the fact that the amplitude of $J_0(bq)$ decreases with its increasing argument.

The implementation of the analytic interference formulae (Cahn, KL, Petrov and SWY) is based on the Elegent software package [16].

Several optimisations are used in the numerical evaluation. First, the asymptotic expression $\delta_{\text{asym}}^{\text{C}}$ is used instead of the integral in Eq. (2) for $b > 20 \text{ GeV}^{-1}$. It has been checked that the relative error of this simplification is smaller than 10^{-4} . Then, Eq. (7) is recast such that the expression in the parentheses is reduced by $2i\delta^{\text{C}}$ which is compensated by adding the Coulomb Born amplitude, Eq. (1), outside the integral. This algebraic transformation improves the convergence of the numerical integration.

The full calculation code in C++ is available in a public GitHub repository [17].

5 Summary and conclusions

It has been verified with a realistic proton form-factor that Cahn's approximation of the complete Coulomb amplitude, Eq. (9) is inexact, as argued by Petrov [2]. However, the deviation is rather small: $\mathcal{O}(10^{-3})$ for phase and $\mathcal{O}(10^{-4})$ for the relative deviation in modulus. Such deviations are likely to be undetectable with the current experimental possibilities.

A numerical eikonal calculation of CNI effects, based directly on the eikonal additivity and carried out to all orders of α has been presented, likely for the first time.

The new CNI formula proposed by Petrov [2] (with one term missing wrt. the formula by Cahn/KL) has been compared with the numerical calculation and found to deviate up to almost 5 %.

A plain sum of the Coulomb and nuclear amplitudes, compared to the eikonal numerical calculation, leads to deviations up to 3.5 %.

The SWY formula reproduces the numerical eikonal calculation well for the "central" nuclear amplitude. In the "peripheral" case, the deviations are up to 1 %.

The best reproduction of the numerical eikonal calculation has been found by the Cahn/KL formulae, the relative deviations are $\mathcal{O}(10^{-4})$. This indicates that Cahn's inexact approximation of the complete Coulomb amplitude and the early truncation of the series in powers of α (as pointed out by Petrov [6, 7]) do not have any detrimental effect that could be currently experimentally observed. This leads us to the conclusion that the formulae by Cahn/KL are currently the "best on the market".

One may argue that taking the eikonal calculation as reference is a biased choice, since the eikonal framework is an approximation on its own and it cannot naturally include some of the known effects (further discussion can be found e.g. in Refs. [2, 10, 11]). Possibly one of the effects most difficult to evaluate – the influence of the inelastic intermediate states – has recently been estimated by Khoze et al. [10], finding that the effect would not be observable with the current experimental accuracy.

Overall, we find that TOTEM has chosen a reasonable model of CNI effects to extract the ρ parameter [1].

Acknowledgements The author is grateful for stimulating discussions with A. Godizov, V. Khoze and collaborators, V. Kandrát and V. Petrov. The author also wishes to thank several of them for valuable suggestions how to improve this manuscript.

References

1. G. Antchev et al. (TOTEM Collaboration) *Eur. Phys. J. C* 79 (2019) 785
2. V. A. Petrov, *Eur. Phys. J. C* 78 (2018) 221
3. V. A. Petrov, *Eur. Phys. J. C* 78 (2018) 414
4. R. Cahn, *Z. Phys. C* 15 (1982) 253
5. V. Kandrát and M. Lokajčiek, *Z. Phys. C* 63 (1994) 619–630
6. V. A. Petrov, "Towards the modification of the formula for Coulomb-nuclear interference", private communication (2019)
7. V. A. Petrov, "Coulomb-Nuclear Interference: the Latest Modification", arXiv:2001.06220v1
8. A. A. Godizov, "The two-Pomeron eikonal approximation for the high-energy EDS of nucleons", arXiv:1907.09968v1
9. A. Donnachie and P. V. Landshoff, "Small t elastic scattering and the rho parameter", arXiv:1904.11218v2, 2019
10. V. A. Khoze, A. D. Martin and M. G. Ryskin, "Bethe phase including proton excitations", arXiv:1910.03533v1
11. J. Kašpar, PhD Thesis, "Elastic scattering at the LHC", CERN-THESIS-2011-214, 2011
12. G. Antchev et al. (TOTEM Collaboration) *Eur. Phys. J. C* 76 (2016) 661
13. G. B. West and D. R. Yennie, *Phys. Rev.* 172 (1968) 1413-1422
14. A. J. R. Puckett et al., "Final Results of the GEp-III Experiment and the Status of the Proton Form Factors", arXiv:1008.0855v1
15. GSL - GNU Scientific Library, <https://www.gnu.org/software/gsl/>

16. J. Kašpar, Comput. Phys. Commun. 185 (2014) 1081–1084, 10.1016/j.cpc.2013.11.016, <http://elegant.hepforge.org/>
17. J. Kašpar, https://github.com/jan-kaspar/coulomb_interference_eikonal