

A note on the kinematic space associated with a subregion

Xing Huang ^{*a,b,c}

^a*Institute of Modern Physics, Northwest University, Xi'an 710069, China*

^b*Shaanxi Key Laboratory for Theoretical Physics Frontiers, Xi'an 710069, China*

^c*NSFC-SPTP Peng Huanwu Center for Fundamental Theory, Xi'an 710127, China*

Abstract

We discuss the issue in constructing the kinematic space of the geodesics lying partially inside the entanglement wedge associated with a single interval. We then resolve the problem by working with the equivalent kinematic space of the reflected geodesics. We also show that the length of a reflected geodesic corresponds to the (generalized) reflected entropy, which can be computed using entirely the information obtained from the reduced density matrix, satisfying the requirement of the subregion-subregion duality.

*xingavatar@gmail.com

Contents

1	Introduction	2
2	Kinematic space	5
3	Kinematic space associated with an interval	7
3.1	Purification and reflected entropy	8
3.2	Reflected geodesic	9
3.3	Measure	13
3.4	Field theory computation	14
4	Kinematic space of an entanglement wedge	16
5	Discussions	20
A	Length of a geodesic	21
B	$\langle O(p)\Delta_A^{1/2}O(q)\rangle$ and reflected geodesic	22

1 Introduction

The intermarriage between quantum information and gravity has proved to be a prolific approach, which may get around the intricacies of quantum gravity and reveal some of its universal features. Information theoretic quantities could emerge as seemingly very different geometric objects. For example in our favorite testing ground of AdS/CFT [1], it is known [2, 3] that the entanglement entropy associated with a spatial subregion A on the boundary is given by the area of a minimal surface in the bulk anchored on the boundary of A .

Integral geometry offers nice mathematical tools in building up the bulk space. The Crofton’s formula expresses geometric objects of various dimensions in terms of some reference objects that have clearer field theory correspondence, like minimal surfaces or geodesics [4–7]. Moreover, the OPE blocks i.e., irreducible representations in OPE are

identified with local operators in the kinematic space, which can in turn be obtained via Radon transform of local operators in the AdS space [8–11].

In this note we will discuss the subtle question about the kinematic space associated with a certain subregion. For simplicity we only consider Lorentzian AdS₃ (LAdS₃) and the region A is chosen as an interval on a certain time slice (e.g. $t = 0$). There is a space-like region V_A bounded by A and its Ryu-Takayanagi surface γ_A . According to the subregion-subregion duality [12, 13], we are supposed to recover from the reduced density matrix ρ_A anything within the entanglement wedge \mathcal{W}_A , which is the causal development of V_A . To spot the issue, let us first narrow down to V_A . Some geodesics cross the RT surface γ_A and have portions lying outside V_A (see e.g. fig. 1(a)), which becomes an obstacle in the construction of the kinematic space. The reason is that the measure of the kinematic is given by the second derivative of the length of a geodesic, the latter of which corresponds to the entanglement entropy of some interval. But in the current case, one end of the interval lies outside A and hence we are not supposed to know the entanglement entropy from ρ_A . We will also have the same issue for geodesics lying only partially in \mathcal{W}_A . In other words, subregion-subregion duality seems to forbid the construction of the kinematic space of a subregion.

One solution is to simply drop the part outside \mathcal{W}_A [14]. It is known [4, 15] that the correct measure can be obtained using end points on essentially arbitrary surfaces (in the current case one end on the boundary and the other on γ_A). On the field theory side, ρ_A can be purified [16–18] by an excited state that corresponds to the closed surface $\gamma_A \cup A$ in the sense of surface/state correspondence [19]. The length of such a geodesic then has the interpretation as entanglement entropy of subsystem $A_1 \cup A'_1$ (with $A_1 \subset A$, $A'_1 \subset \gamma_A$), which is a generalized version of the entanglement of purification. The remaining problem is that it is difficult to describe the purification state involving DoFs living on the RT surface. We only know it has no spatial entanglement for the subsystem on γ_A . There is no concrete field theory realization of the length of the geodesic discussed above.

Recently, it was proposed [20] that reflected entropy can provide an alternate interpretation of the entanglement wedge cross section E_W . To define reflected entropy, we perform some sort of doubling trick to a reduced density matrix. More precisely we turn the basis

(bras) in the dual space into kets and the mixed state becomes a pure state in the extended Hilbert space, which can be viewed as the canonical purification of a density matrix. The structure of the dual Hilbert space is the same as the original space and hence a subsystem A_1 will have a natural image of A'_1 in the dual Hilbert space. The entanglement entropy associated with the combined subsystem $A_1 \cup A'_1$ then gives the reflected entropy. The doubling also leads to a bulk region $V_{A'}$ as the image and the holographic dual of the reflected entropy is the minimal geodesic starting from the boundary of A_1 and ending on the boundary of A'_1 , which is essentially precisely twice of E_W .

The canonical purification and the image $V_{A'}$ allows natural extension of the geodesics crossing γ_A . For our purpose we need to consider the case when A'_1 is generic and not necessarily the image to A_1 . We believe that the dual in the the bulk is a “reflected geodesic”¹. More precisely A_1 and A'_1 are specified by two points P, Q on the boundary, inside the region A and its image A' respectively. There will be a unique point X on the RT surface that minimizes the total length of two pieces of geodesics starting from P and Q , the union of which is what we call a reflected geodesic. Now we can construct the kinematic space using the second derivative of the lengths of the reflected geodesics. It is not difficult to see that the kinematic space constructed this way can be identified with the kinematic space that consists of geodesics crossing γ_A . More importantly, we compute the length of a reflected geodesic using the $\text{Tr}_A[\rho_A^{1/2} O(p) \rho_A^{1/2} O(q)]$, which only depends on the reduced density matrix ρ_A . The correlator is worked out using the replica trick i.e., $\lim_{m \rightarrow 1/2} \text{Tr}_A[\rho_A^m O(p) \rho_A^m O(q)]$. The two operators are separated by m copies and a phase shift $q \rightarrow e^{2\pi i} q$ takes a point to the next sheet. So $m = 1/2$ then implies the correlator follows from $\langle O(p) O(e^{\pi i} q) \rangle$.

We also find that the reflection is in fact realized via some discrete symmetry, which becomes critical in extending the construction to the whole entanglement wedge. In general a reflected geodesic is obtained by applying the discrete symmetry on the portion outside the entanglement wedge. The side effect is that the reflected geodesic becomes discontinuous but the total length can still be obtained via the same correlator.

¹The term “reflected geodesic” was introduced in [20] only for the case in which A'_1 is the image of A_1 . Here we abuse term for more general configuration.

The outline of the rest of the paper is as follows. In sec 2, we will give a brief review explaining what kinematic space is and why it is useful. In sec 3 we analyze the main issue and show that it can be resolved by considering the kinematic space of the reflected geodesics, the latter of which is shown to be equivalent to a subspace of the original kinematic space. We also compute the length of the reflected geodesic entirely from the field theory side using the correlator $\text{Tr}_A[\rho_A^{1/2}O(p)\rho_A^{1/2}O(q)]$. In sec 4, we generalize the construction to the whole entanglement wedge. Finally we conclude in sec 5 and discuss some possible future directions.

2 Kinematic space

So let us quickly go through some important facts about integral geometry. Such a mathematical branch is not very well known in the high energy community, at least not until recently. One of the more important applications is the Crofton's formula, which expresses a geometric object in the real space as an integral over some reference objects. For our purpose the reference object is always chosen as geodesic. Let us first consider a static slice of the Lorentzian AdS_3 . Henceforth we will work in the Poincare patch in which the metric reads

$$ds^2 = \frac{dz^2 + dx^+ dx^-}{z^2} = \frac{dz^2 + dx^2 - dt^2}{z^2}, \quad (2.1)$$

where for later convenience we introduce the light-cone coordinates

$$x^+ = x + t \quad x^- = x - t. \quad (2.2)$$

The Crofton's formula in \mathbb{H}^2 then reads

$$L_{M_1} = \frac{1}{2} \int_{M_1 \cap \gamma \neq \emptyset} N(M_1 \cap \gamma) \frac{\partial^2 L_\gamma(u, v)}{\partial u \partial v} du \wedge dv. \quad (2.3)$$

Then Crofton's formula tells us that the length of an one dimensional curve M_1 in the bulk is given by the number of geodesics γ it has intersection with ($N(M_1 \cap \gamma)$ is the intersection number providing a weight if γ hits M_1 multiple times). Of course, to do the integral, we need a measure. The collection of all the geodesics form a space called the kinematic space in which every point represents a geodesic. Generically, we use the

end points u, v to parameterize a geodesic. The measure can be obtained by the second derivative of the length of a geodesic

$$ds^2 = 2 \frac{\partial^2 L_\gamma(u, v)}{\partial u \partial v} du dv = \frac{4 du dv}{(u - v)^2}, \quad (2.4)$$

where the length of a geodesic is given by $L_\gamma(u, v) = \log[(u - v)^2 / \epsilon^2]$. Now this expression has a natural entropic interpretation since the length is related to the entanglement entropy of an interval of $[u, v]$ via Bekenstein-Hawking formula $S(u, v) = L_\gamma(u, v) / 4G$ ($G = 3L/2c$ from $\text{AdS}_3/\text{CFT}_2$ with L being the AdS scale and c the central charge). The point is that this quantity can be computed from the field theory side and hence we can determine the geometry of the kinematic space using the entanglement entropy from the boundary field theory. Moreover every point in the real space can be realized as a geodesic (so-called point curve) in the kinematic space and the distance between any two points can be expressed as an volume integral [6, 7].

So far the real space is one \mathbb{H}^2 time slice. We can go one step further and consider geodesics in the whole AdS_3 space. Only space-like geodesics will be included since it is less clear what corresponds to time-like or null geodesic in the field theory. The geometry of this ‘‘covariant’’ kinematic space is again given by the second derivative of the length in the sense that

$$g_{\mu\nu} = \partial_\mu \partial_\nu L_\gamma, \quad (2.5)$$

which gives in the current case

$$ds^2 = \frac{2 du^+ dv^+}{(u^+ - v^+)^2} + \frac{2 du^- dv^-}{(u^- - v^-)^2}. \quad (2.6)$$

The length $L_\gamma(u^\pm, v^\pm)$ of a geodesic with end points u^\pm, v^\pm in the light-cone coordinates reads (ϵ being the cutoff)

$$L_\gamma(u^\pm, v^\pm) = \log \left[\frac{(u^+ - v^+)(u^- - v^-)}{\epsilon^2} \right]. \quad (2.7)$$

In fact, the formula of second derivative works in a general space, which is the starting point of our later construction.

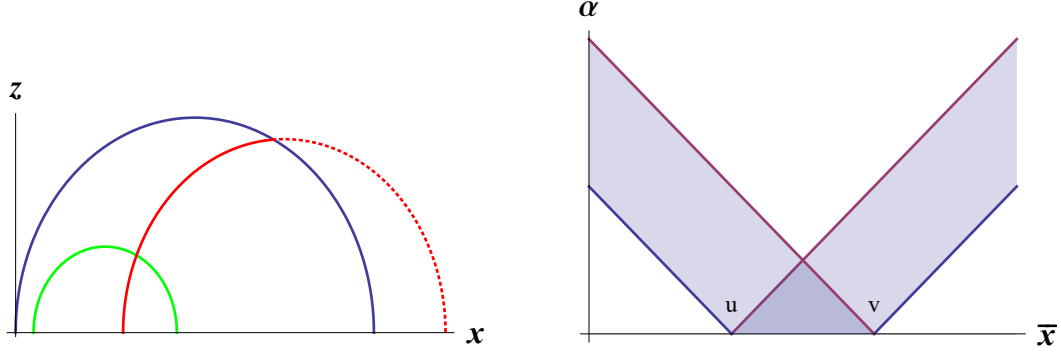


Figure 1: (a) There are two types of geodesics in V_A : I. both end points on A (green); II. crossing γ_A (red). (b) Total kinematic space \mathcal{K} in coordinates $\bar{x} = \frac{u+v}{2}, \alpha = \frac{v-u}{2}$. The kinematic space \mathcal{K}_{V_A} associated with A is painted with the shadow. Points in the triangle denote those with both end points on A (type I) while points in the two rectangles describe geodesics crossing γ_A (type II).

3 Kinematic space associated with an interval

Let us now get down to the entanglement wedge associated with a subregion A of a single interval, or more precisely the subspace of \mathbb{H}^2 (denoted by V_A) that is bounded by $\gamma_A \cup A$ ($\partial V_A = \gamma_A \cup A$). For simplicity, we only consider the case when A is a single interval. There is the so-called subregion-subregion duality [12, 13] in AdS/CFT. The original formulation is in terms of relative entropy. Basically it says the same reduced density matrix in the boundary theory leads to the same reduced density matrix in the bulk associated with the subregion V_A . Such a duality implies that the information of a subregion on the boundary is good enough to construct a subregion in the bulk.

The subregion-subregion duality requires that the length of any bulk curve within the entanglement wedge shall be expressed in terms of the reference objects entirely within the subregion. Unfortunately, the Crofton's formula given above is not up to the task. Not all the geodesics are lying inside the subregion V_A (see fig. 1(a)) but we need all their lengths L_γ to define the measure. Clearly we need a different construction for the geodesics crossing the RT-surface.

3.1 Purification and reflected entropy

From the geometry stand point, the resolution is to simply cut off the part of a geodesic outside V_A . The fact that [4, 15] the definition by eq.(2.5) always works (with different $L_\gamma(u, v)$) implies that some suitable coordinate x_0 for the end point X on the RT surface should be enough for constructing the kinematic space. More precisely, the kinematic space \mathcal{K}_{V_A} for V_A is a subspace (see fig. 1(b)) of the total kinematic space \mathcal{K} (given by eq.(2.4)) and $\partial_x \partial_p \ell(\gamma_{PX})$ gives the same measure (up to a coordinate transformation from q to x). $\ell(\gamma_{PX})$ is the length of the geodesic γ_{PX} . Here we use the notation γ_{AB} to denote a geodesic from A to B , both of which can be either in the bulk or on the boundary.

Subregion-subregion duality requires that $\ell(\gamma_{PX})$ comes from the data in A . Indeed such a candidate can be found with the help of purification [16–18]. In general the purification of a system A can be understood as a pure state $|\psi_{AA'}\rangle$ that lives in the tensor product of $\mathcal{H}_A \otimes \mathcal{H}_{A'}$ and gives the right reduced density when $\mathcal{H}_{A'}$ is traced out,

$$\text{Tr}_{A'} |\psi_{AA'}\rangle \langle \psi_{AA'}| = \rho_A.$$

to reproduce a certain reduced density matrix ρ_A . There are infinite number of ways to do the purification. If A consists of two subsystems A_1, A_2 , among all possible purifications and partitions of A'_1, A'_2 there is one minimizing the entanglement entropy of $S(\rho_{A_1 \cup A'_1})$, where A'_1 is a subsystem of the purification system ($A = A_1 \cup A_2, A' = A'_1 \cup A'_2$). This is by definition the entanglement of purification E_P

$$E_P(A_1 : A_2) = \min S(\rho_{A_1 \cup A'_1}) = E_W(A_1 : A_2) \quad (3.1)$$

and its holographic dual (if available) is proposed to be the entanglement wedge cross section E_W , which is the minimal surface stretching between the RT-surfaces associated with $A_1 \cup A_2$ (see fig. 2).

Heuristically one can think that the optimized purification is realized by a subsystem $A' = A'_1 \cup A'_2$ living on the RT surface γ_A (associated with the subregion A), which is obtained by applying RG flow only on the subregion $\bar{A} = \overline{A_1 \cup A_2}$ ². We note that surface-state

²The reader shall beware that it is far from clear that the optimized purification is realized by a subsystem on the RT surface. Nor is there any rigorous proof that $E_P = E_W$.

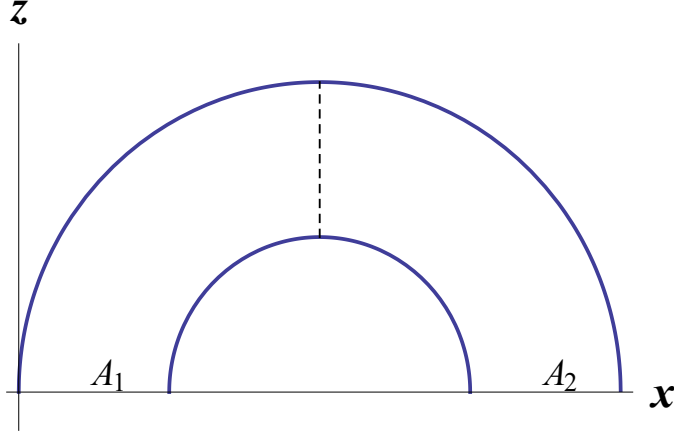


Figure 2: $A = A_1 \cup A_2$ consists of two disjoint regions A_1 and A_2 . The blue semi-circles are the RT surface γ_A and the dashed line gives the entanglement wedge cross section.

correspondence [19] implies that the closed surface $\gamma_A \cup A$ corresponds to a pure state the vacuum can flow into via entanglement renormalization. The optimized total wave function $\psi_{A_1 A_2 A'_1 A'_2}$ should have no extra entanglement for the DoFs in $A'_1 \cup A'_2$. For our interest, A is taken to be a single interval (i.e., $A_1 \cap A_2 \neq \emptyset$) and for the optimized purification $\psi_{A_1 A_2 A'_1 A'_2}$, a non-optimized partition of A' can be used to define the entanglement entropy $S(\rho_{A_1 \cup A'_1})$, which is expected to correspond to a geodesic ending on the RT surface [14] (see fig. 3). As explained earlier the kinematic space can be constructed using the lengths of these geodesics and now we can see that they indeed have information theoretic interpretation on the field theory side.

However, this is not the whole story since practically there is little way to figure out purification $\psi_{A_1 A_2 A'_1 A'_2}$, which makes the field theory computation of $S(\rho_{A_1 \cup A'_1})$ very difficult. The problem can be better handled if the purification is restricted to a special class (see e.g. [21]).

3.2 Reflected geodesic

Recently it was proposed that the notion of reflected entropy provides an alternate interpretation of E_W [20], which as we shall see is enough to build the kinematic space from the information theoretic quantities in the field theory. To define reflected entropy it is

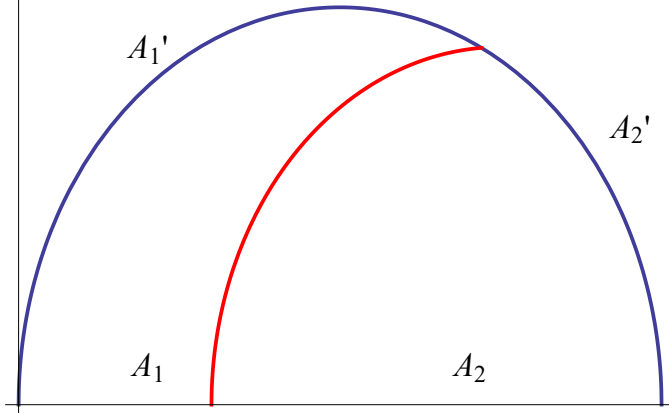


Figure 3: $A = A_1 \cup A_2$ consists of two regions A_1 and A_2 sharing the same boundary. With appropriate choice of A'_1 , $S(\rho_{A_1 \cup A'_1})$ is realized as a geodesic (red) ending on γ_A .

necessary to first turn the density matrix ρ_A (Here $A = A_1 \cup A_2$ is again a certain spatial subregion) into a pure state, i.e., the canonical purification by switching bras to kets

$$|\sqrt{\rho_A}\rangle \in \text{End } \mathcal{H}_A = \mathcal{H}_A \otimes \mathcal{H}_A^*.$$

In other words, the Hilbert space associated with A is doubled

$$\mathcal{H}_A \rightarrow \mathcal{H}_A \otimes \mathcal{H}_{A'}, \quad \mathcal{H}_{A'} \cong \mathcal{H}_A^*.$$

The pure state $|\sqrt{\rho_A}\rangle$ lies in the extended Hilbert space and gives back the reduced density matrix $\rho_A = A_{ii}|i\rangle_{AA}\langle i|$ when A' is traced out. The square root in $|\sqrt{\rho_A}\rangle = A_{ii}^{\frac{1}{2}}|i\rangle_A|i\rangle_{A'}$ is required to get the right density matrix

$$\rho_A = \text{Tr}_{A'} |\sqrt{\rho_A}\rangle \langle \sqrt{\rho_A}| = \text{Tr}_{A'} (A_{ii}^{\frac{1}{2}}|i\rangle_A|i\rangle_{A'} A_{jj}^{\frac{1}{2}}\langle j|_{A'}\langle j|) = A_{ii}|i\rangle_{AA}\langle i|.$$

As A' is essentially the image of A , we can choose the same decomposition $A' = A'_1 \cup A'_2$ so that A'_1 and A'_2 are the images of A_1 and A_2 . In this scenario, the reflected entropy $S_R(A_1 : A_2)$ is defined as the entanglement entropy $S(A_1 \cup A'_1)_{|\sqrt{\rho_A}\rangle}$ of subsystem $A_1 \cup A'_1$, which is shown to be twice the entanglement of purification

$$S_R(A_1 : A_2) \equiv S(A_1 \cup A'_1)_{|\sqrt{\rho_A}\rangle} = 2E_W(A_1 : A_2). \quad (3.2)$$

According to the subregion-subregion duality (if AdS/CFT is applicable), each copy of A shall lead to a bulk subregion. The bulk (real space) then consists of a subregion

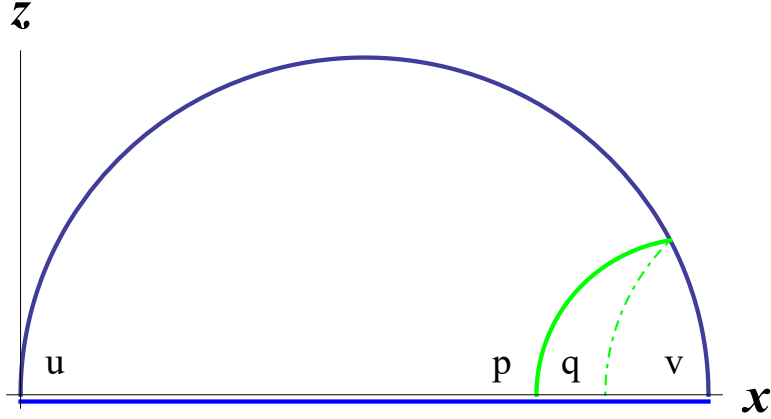


Figure 4: Reflected geodesic for $A_1 = [u, p]$ and $A'_1 = [u, q]$. We overlay V_A and its image $V_{A'}$ even though they are two different bulk subregions. The solid green line denotes γ_{PX} while the dashed green line denotes γ_{QX} lying in $V_{A'}$.

V_A and its image $V_{A'}$. As in the discussion of purification, there is nothing to stop us from decomposing the A' into $A'_1 \cup A'_2$ differently so that A'_1 is no longer isomorphic to A_1 . In any event, the entanglement entropy $S(A_1 \cup A'_1)_{|\sqrt{\rho_A}}$ is expected to be dual to some geometry object, which we shall see consists of two piecewise smooth geodesics glued together somewhere on the RT surface γ_A . This is what we call a reflected geodesic. It can be understood as a geodesic that crosses γ_A into the image $V_{A'}$ and eventually lands on A' . From our previous experience, the kinematic space is usually insensitive to how the geodesics is extended. In other words, canonical purification shall work just as well as the optimized purification.

For computational purpose, we can think of the reflected geodesic bouncing off γ_A back to A (see fig. 4). The transition from V_A to $V_{A'}$ is not necessarily smooth. In fact, we propose that the rule is that the total action (i.e., length) needs to be minimized, which is the same condition for reflection. We therefore use the name reflected geodesic for such a pair of geodesics.

For a single interval $A = [u, v]$, $A_1 = [u, p]$, $A'_1 = [u, q]$, the entanglement entropy $S(A_1 \cup A'_1)_{|\sqrt{\rho_A}}$ shall match the length a reflected geodesics (X picked to make total length

minimized)

$$S(A_1 \cup A'_1)_{|\sqrt{\rho_A}} = \ell(p, X) + \ell(X, q),$$

We first work out the total length on the right hand side. The length of each arc of the reflected geodesic is derived in appendix A and the sum reads

$$\ell(p, x_0) + \ell(q, x_0) = \log \left[\frac{b^2 + p(p - 2x_0)}{\sqrt{b^2 - x_0^2}} \right] + \log \left[\frac{b^2 + q(q - 2x_0)}{\sqrt{b^2 - x_0^2}} \right].$$

where x_0 is the x -component of the coordinates of X . Extremization of $\ell(p, x_0) + \ell(q, x_0)$ leads to the following solutions

$$x_{0;1}(p, q) = \frac{p(2q - u - v) - q(u + v) + u^2 + v^2}{2(p + q - u - v)}, \quad (3.3)$$

or

$$x_{0;2}(p, q) = \frac{(u - v)^2(p + q - u - v)}{2[p(2q - u - v) - q(u + v) + u^2 + v^2]}. \quad (3.4)$$

The first solution is valid when one of the points P, Q is outside the interval. On the other hand, the second solution gives the length of the reflected geodesic when both are inside

$$\begin{aligned} \tilde{S}(p, q) &= \log \left[\frac{\left(\frac{v-u}{2}\right)^2 - \left(p - \frac{v+u}{2}\right)\left(q - \frac{v+u}{2}\right)}{\left(\frac{v-u}{2}\right)} \right]^2 \\ &= 2 \log \left[-\frac{p(-2q + u + v) + q(u + v) - 2uv}{u - v} \right], \end{aligned} \quad (3.5)$$

where we use \tilde{S} to denote the length as its functional form is different from $S(p, q) = \log(p - q)^2$.

For convenience, we turn \tilde{S} into the following form after a subtraction of $\log(p - q)^2$ from the two-point function (which is how the conformal block is extracted from a 4-point function)

$$\mathcal{F}(z^+) = \tilde{S}(p, q) - \log(p - q)^2 = 2 \log \frac{z^+ + 1}{z^+ - 1} \quad (3.6)$$

that depends only on the cross-ratio

$$z^+ = \frac{(p - u)(q - v)}{(q - u)(p - v)}. \quad (3.7)$$

We will later recover this form \mathcal{F} from a CFT computation. Before we move on to the kinematic space, we would like to comment on the other solution. It turns out that the two

are related by a discrete symmetry. For simplicity, we use the translation symmetry to set $v = -u = b$. The discrete symmetry is then given by

$$I : x \rightarrow \frac{b^2}{x}. \quad (3.8)$$

More precisely, we have

$$x_{0;2}(p, q) = x_{0;1}(p, q'), \quad q' = b^2/q.$$

The symmetry can be extended to the bulk

$$I : \quad z \rightarrow \frac{b^2 z}{x^2 + z^2}, \quad x \rightarrow \frac{b^2 x}{x^2 + z^2}. \quad (3.9)$$

One can easily see that a point X on the RT surface is invariant under I . In other words, I takes the geodesic γ_{QX} to $\gamma_{Q'X}$. Moreover, this is a conformal transformation on the boundary (and isometry in the bulk) as it is the inversion $x^\mu \rightarrow x^\mu/x^2$ sandwiched by the scaling transformation $x^\mu \rightarrow b^{-1}x^\mu$ and its inverse.

3.3 Measure

The geodesics in the total kinematic space can be divided into three classes: a) $P, Q \in A$; b) $P, Q \in A'$; c) only one of $P, Q \in A$ (for the unoriented geodesics we are going to work with, P is always chosen to be in A). Those geodesics in the b class are irrelevant for the geometry in V_A as their intersection numbers always vanish. The kinematic space in the a class is trivial and is a subspace of the total kinematic space (the triangular region in fig. 1(b)). So we are left with those in the c class, which as we will see can be equivalently described by the reflected geodesics.

The measure in the kinematic space is given by the second derivative of the length of a geodesic and such a definition is insensitive to the end points of the geodesic in the sense that [4, 15] we can choose essentially arbitrary cutoff surfaces to define end points (which leads to different lengths). It is less obvious but somewhat expected that the formula shall remain valid even if the geodesics hitting the RT surface γ_A are extended to region $V_{A'}$. The extension is unique and provides the one-to-one correspondence between a geodesic

hitting γ_A and a reflected geodesic. We therefore expect the kinematic space of the reflected geodesics shall agree with that of the class c geodesics (cut off at γ_A).

The proof only costs a few lines of algebra. Assuming a geodesic is labeled by its end point coordinates (p, x_0) , the second derivative then becomes $\partial_p \partial_{x_0} \ell(p, x_0)$. On the other hand, the second derivative of the reflected geodesic is given by

$$\partial_p \partial_q \tilde{S}(p, q) = \partial_q \left[\partial_p \ell(p, x_0) + \partial_{x_0} \ell(p, x_0) \frac{\partial x_0}{\partial p} \Big|_q + \partial_{x_0} \ell(q, x_0) \frac{\partial x_0}{\partial p} \Big|_q \right] = \partial_{x_0} \partial_p \ell(p, x_0) \frac{\partial x_0}{\partial q} \Big|_p \quad (3.10)$$

In the second equality, we use the fact that $\ell(p, x_0) + \ell(q, x_0)$ is minimized with respect to the variation of x_0 . The final form provides the same measure $\partial_p \partial_{x_0} \ell(p, x_0)$ in a different coordinate p, q with $\frac{\partial x_0}{\partial q} \Big|_p$ being the Jacobian from $(p, x_0) \rightarrow (p, q)$. As explained earlier, taking the end point coordinate on γ_A shall give the same measure (up to a coordinate transformation). We then get to the conclusion that the kinematic space including the reflected geodesics is the same as \mathcal{K}_{V_A} with a different parameterization.

For later convenience, we adapt a different derivation based on the discrete symmetry I , which establishes the coordinate transformation $q \rightarrow q'$. The piece γ_{QX} is mapped to $\gamma_{Q'X}$ under I . However, the subtlety is that their lengths are not equal as the cutoff in z coordinate does not respect this symmetry. Fortunately, the difference is p -independent and hence drops out after a second derivative

$$2 \log \left(b - \frac{pq}{b} \right) = 2 \log \left(\frac{b^2}{q} - p \right) + 2 \log \frac{q}{b} = \log(q' - p)^2 + 2 \log \frac{q}{b},$$

where we again use the translation symmetry to set $v = -u = b$. As a result, the measure is essentially $\partial_p \partial_q \ell(p, q') = \partial_p \partial_{q'} \ell(p, q') \frac{\partial q'}{\partial q}$, which is the measure in \mathcal{K}_{V_A} with different coordinates (p, q) .

3.4 Field theory computation

As pointed out earlier, constructing the kinematic space itself is never a problem. What is really needed is the field theory definition of the measure, which we will obtain with the help of the concepts of reflected geodesic and reflected entropy. Our goal to interpret $S(A_1 \cup A'_1)_{|\sqrt{\rho_A}}$ (which we call generalized reflected entropy) as the length of a reflected

geodesic implies that it can be computed from the two-point function of the twist operators, or equivalently the Virasoro vacuum OPE block of a pair of scalar operators O (see e.g. [22]). In fact similar setup can be found in AdS black hole where A_1 and A'_1 are spatial regions on different boundaries (see e.g. [23]). It is also shown [20] that the generalized reflected entropy $S(A_1 \cup A'_1)_{|\sqrt{\rho_A}\rangle}$ can be computed using some 4-point function (obtained by inserting twist operators at u, v) that shall depend on the cross ratio (3.7).

We find it easier to do this computation using the techniques developed in [24] for computing $\langle O(q)\Delta_A^{is}O(p)\rangle$ (Δ_A being the modular operator, see appendix B)³, which itself can serve as the alternate dual for the length of a reflected geodesic (see appendix B for the connection). More precisely, we consider its cousin with clear entropic interpretation

$$\lim_{n \rightarrow 1} \text{Tr}_A[\rho_A^{n/2} O(q)\rho_A^{n/2} O(p)] = \langle O(q)\Delta^{\frac{1}{2}}O(p)\rangle \quad (3.11)$$

The quantity on the left hand side (introduced in [24] for computation purpose) is precisely what we need. It is essentially the 2-point function with respect to the state $|\sqrt{\rho_A}\rangle$ with one operator $O(q)$ acting on the dual Hilbert space while the other $O(p)$ on the original Hilbert space (we put a prime on $O(q)$ to emphasize that it is defined in the space $\mathcal{H}_{A'}$).

$$\langle \sqrt{\rho_A} | O'(q)O(p) | \sqrt{\rho_A} \rangle.$$

So the connection with the reflected entropy can be established.

To perform the computation we can first take $n = 2m$, then in the path integral language, the two-point function is computed on the $2m$ -covering space with two operators separated by m copies (see fig. 5). We note that to move one operator to the next copy, a phase factor $e^{2\pi i}$ is needed⁴ and the two-point function becomes

$$\lim_{m \rightarrow \frac{1}{2}} \text{Tr}_A[\rho_A^m O(q)\rho_A^m O(p)] = \lim_{m \rightarrow \frac{1}{2}} \langle O(e^{2m\pi i} q)O(p)\rangle. \quad (3.12)$$

Now in the case of $m = 1/2$, the phase shift $e^{2m\pi i}$ gives a negative sign and the 2-point function simply reads (we skip the intermediate steps from the two-point function to the

³We just use a general operator O instead of a twist operator since the validity of the replica computation is not affected by how the geodesic length is extracted from the 2-point function.

⁴This kind of analytic continuation is widely used in the computation of the entanglement entropy of excited states [25] i.e., the Virasoro block of HHLL operators [26]. It is also similar to the use of KMS relation in thermal correlator.

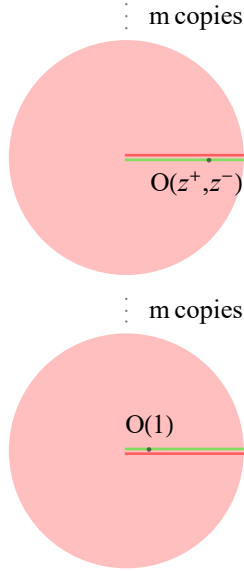


Figure 5: Replica trick to compute $\text{Tr}_A[\rho_A^m O(q)\rho_A^m O(p)]$ in terms of PI on the covering space. The two operators are separated by m copies.

geodesic length)

$$\log(z^+ - 1)^2 \rightarrow \log(z^+ + 1)^2 = \text{Tr}_A[\rho_A^{\frac{1}{2}} O(q)\rho_A^{\frac{1}{2}} O(p)]$$

Here we use conformal symmetry to put u, v at $\pm\infty$ and p at 1, which is common in dealing with 4-point functions. As explained earlier in sec 3.2, we need to subtract the two-point function with both operators on the same sheet to get a quantity that only depends on the cross ratio. The agreement with (3.6) can be seen immediately.

4 Kinematic space of an entanglement wedge

Our next step is to extend the construction above to the entanglement wedge \mathcal{W}_A , which is the causal development of V_A . For simplicity, we assume A is an interval on the $t = 0$ slice. Generalization to the case with two end points u, v having different times is straightforward.

So we would like to consider the case when P, Q have different time coordinates. It is tempting to try the ansatz of two geodesics γ_{PX}, γ_{QX} meeting at point X on the light-like boundary of the entanglement wedge. As in the previous case, we can apply variation

principle to the total length

$$\ell(p_1, p_2; x_0, y_0) + \ell(q_1, q_2; x_0, y_0),$$

each of which is given by (A.3). There will again be more than one solutions. However, it turns out that in this covariant scenario, only the following solution makes sense when either P or Q is outside the causal diamond associated with A

$$\begin{aligned} x_0(P, Q) &= \frac{b^2(p_1 - q_1) + 2b(p_2q_1 - p_1q_2) - q_1(p_1(q_1 - p_1) + p_2^2) + p_1q_2^2}{2b(p_2 - q_2) + p_1^2 - p_2^2 - q_1^2 + q_2^2}, \\ y_0(P, Q) &= \frac{b^2(p_2 - q_2) + p_1^2q_2 - p_2(q_2(p_2 - q_2) + q_1^2)}{2b(p_2 - q_2) + p_1^2 - p_2^2 - q_1^2 + q_2^2} \end{aligned} \quad (4.1)$$

This is the case when such a pair of space-like separated points determines a geodesic via variation principle. There is indeed another solution for the case when both are inside the causal diamond but now the total length can approach zero if neither geodesic is restricted to a time slice. It can be checked that the other solution does not reduce to (3.4) when both P, Q are on the same time slice.

This issue can be resolved utilizing the discrete symmetry obtained earlier in eq.(3.9). Including the time coordinate, the discrete symmetry we need is

$$I: \quad t \rightarrow -\frac{t}{-t^2 + x^2}, \quad x \rightarrow \frac{x}{-t^2 + x^2} \quad (4.2)$$

It is the usual inversion plus time reversal. One can see the tips of the causal diamond are invariant. In AdS_3 , it is extended to

$$I: \quad z \rightarrow \frac{z}{-t^2 + x^2 + z^2}, \quad t \rightarrow -\frac{t}{-t^2 + x^2 + z^2}, \quad x \rightarrow \frac{x}{-t^2 + x^2 + z^2} \quad (4.3)$$

and one can show that it is an isometry of LAdS_3 . We can play the same trick by applying the symmetry I on the end point Q , which takes it out of the causal diamond (the image denoted as Q'). The solution (4.1) then gives us a point on the light-like boundary of the entanglement wedge

$$\begin{aligned} \tilde{x}_0(P, Q) &= x_0(P, Q') = \frac{b^2 [b^2(p_1 + q_1) - 2b(p_1q_2 + p_2q_1) - q_1(p_1(p_1 + q_1) - p_2^2) + p_1q_2^2]}{b^4 - 2b^3q_2 + 2bp_2(q_2^2 - q_1^2) - (p_1^2 - p_2^2)(q_1^2 - q_2^2)}, \\ \tilde{y}_0(P, Q) &= y_0(P, Q') = \frac{b^2 [b^2(p_2 - q_2) + p_1^2q_2 - p_2(q_2(p_2 - q_2) + q_1^2)]}{b^4 - 2b^3q_2 + 2bp_2(q_2^2 - q_1^2) - (p_1^2 - p_2^2)(q_1^2 - q_2^2)}. \end{aligned} \quad (4.4)$$

The major difference compared to the points on the RT surface is that X (whose coordinates are given by $(\sqrt{(b - \tilde{y}_0)^2 - \tilde{x}_0^2}, \tilde{y}_0, \tilde{x}_0)$) is no longer invariant under I even though the image X' is still on the light cone

$$\left(\frac{b^2 \sqrt{(b - \tilde{y}_0)^2 - \tilde{x}_0^2}}{(b - \tilde{y}_0)^2 - \tilde{y}_0^2} \right)^2 + \left(\frac{b^2 \tilde{x}_0}{(b - \tilde{y}_0)^2 - \tilde{y}_0^2} \right)^2 - \left(b + \frac{b^2 \tilde{y}_0}{(b - \tilde{y}_0)^2 - \tilde{y}_0^2} \right)^2 = 0$$

Previously, we have seen that the geodesic $\gamma_{Q'X}$ is related to γ_{QX} by I . Despite the lack of invariance of X , which is fixed by the image of Q via (4.4), it is still tempting to consider the total length of the two pieces of geodesics γ_{PX} and $\gamma_{QX'}$. Both lengths can be computed using the formula (A.3) and the sum is given by

$$\tilde{S}(P, Q) = \log \frac{\left[\frac{(\frac{v^-u^-}{2})^2 - (p_1 - p_2 - \frac{v^+u^+}{2})(q_1 - q_2 - \frac{v^+u^+}{2}) \right] \left[\frac{(\frac{v^+u^+}{2})^2 - (p_1 + p_2 - \frac{v^-u^-}{2})(q_1 + q_2 - \frac{v^-u^-}{2}) \right]}{(\frac{v^-u^-}{2})^2}}{\quad} \quad (4.5)$$

In order to study a Lorentzian CFT_2 , it is convenient to introduce light-cone coordinate $x^+ = x + t, x^- = x - t$. The discrete symmetry is realized as

$$I : x^+ \rightarrow b^2/x^+, \quad x^- \rightarrow b^2/x^- \quad (4.6)$$

We can then express $\tilde{S}(P, Q)$ in the factorization form of a holomorphic and an anti-holomorphic part

$$\tilde{S}(P, Q) = \log \left[\frac{\left(\frac{v^-u^-}{2} \right)^2 - (p^- - \frac{v^-+u^-}{2})(q^- - \frac{v^-+u^-}{2})}{\left(\frac{v^-u^-}{2} \right)} \right] \left[\frac{\left(\frac{v^+u^+}{2} \right)^2 - (p^+ - \frac{v^++u^+}{2})(q^+ - \frac{v^++u^+}{2})}{\left(\frac{v^+u^+}{2} \right)} \right] \quad (4.7)$$

We note that both end points u, v of the interval have $t = 0$ and hence satisfy $u^- = u^+, v^- = v^+$. It is easy to see that both factors take the same form as in (3.5) and hence can be expressed in terms of the cross ratio

$$\mathcal{F}(z^+, z^-) = \log \left(\frac{z^+ + 1}{z^+ - 1} \right) \left(\frac{z^- + 1}{z^- - 1} \right), \quad z^\pm = \frac{(p^\pm - u^\pm)(q^\pm - v^\pm)}{(q^\pm - u^\pm)(p^\pm - v^\pm)} \quad (4.8)$$

The field theory computation in sec 3.4 can be repeated for the case of $z^+ \neq z^-$ even though the entropic interpretation is less clear for a general configuration of $p^\pm, q^\pm, u^\pm, v^\pm$. Because of the factorization, it is straightforward to see that $\mathcal{F}(z^+, z^-)$ can be reproduced from the correlator $\text{Tr}_A[\rho_A^{1/2} \mathcal{O}(q^+, q^-) \rho_A^{1/2} \mathcal{O}(p^+, p^-)]$.

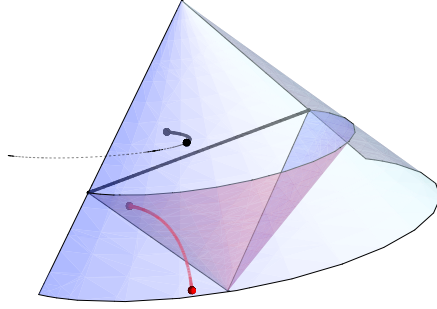


Figure 6: Reflected geodesic in the entanglement wedge. The red piece γ_{QX} is obtained by first extending the a geodesic γ_{PX} (solid black curve) and then applying the symmetry I to the extended portion $\gamma_{Q'X}$ (dotted black curve) outside the entanglement wedge.

Similarly, the measure or rather the second derivative follows from the one in \mathcal{K}_{W_A} under a coordinate transformation $((p')^\pm, (q')^\pm) \rightarrow (p^\pm, q^\pm)$ (defined by (4.6))

$$\frac{\partial^2 \tilde{S}(p^+, p^-; q^+, q^-)}{\partial p^\pm \partial q^\pm} dp^\pm \wedge dq^\pm = \frac{\partial^2 S[(p')^+, (p')^-; (q')^+, (q')^-]}{\partial (p')^\pm \partial (q')^\pm} d(p')^\pm \wedge d(q')^\pm, \quad (4.9)$$

which has no effect on the geometry.

Here are a few remarks before we conclude. Although the real space is LAdS_3 , we only consider the kinematic space of space-like geodesics, which have natural dual in the field theory. In order for each piece of a reflected geodesic to be space-like, P, Q need to satisfy some constraints. It is also puzzling that the image X' (as shown in fig.6) lies outside the entanglement wedge (even though it is on the extension of the light-like boundary). In our opinion, the second piece of the geodesic $\gamma_{X'Q}$ shall be understood as the extension of γ_{PX} . We have seen that the kinematic space is insensitive to the details of the extension, which is virtually the underlying reason for our construction to work. So this kind of trespassing may not be physically relevant. The bottom line is that the total length is a quantity that can be computed on the field theory side.

5 Discussions

Motivated by the subregion-subregion duality we would like to construct the kinematic space of a bulk subregion using only the data that can be gleaned from the boundary subregion A . For simplicity, we only consider space-like geodesics in the Lorentzian AdS_3 and restrict A to be a single interval. We found that a natural choice is the kinematic space of reflected geodesics. In the special case when everything is on the $t = 0$ slice of \mathbb{H}^2 , the reflected geodesic is precisely the one minimizing the action (length) given two end points. In a more general situation it consists of two components both of which are spawned from a space-like geodesic $\gamma_{PQ'}$ under a discrete symmetry I . $\gamma_{PQ'}$ is a space-like geodesic crossing the boundary of the entanglement wedge \mathcal{W}_A at point X . The first component is the portion γ_{PX} of $\gamma_{PQ'}$ lying inside \mathcal{W}_A while the other component is obtained by applying a discrete symmetry I on the portion $\gamma_{XQ'}$ outside \mathcal{W}_A . In any event the length of the reflected geodesic can be obtained from the two-point function of the state $\sqrt{\rho_A}$ on the field theory side.

In our construction, the discrete symmetry I plays a central role. In three dimensions, other solutions with negative cosmological constant looks locally indistinguishable from pure AdS_3 . In fact they can be obtained via the quotient by certain discrete symmetry group. In this sense, we expect our construction can be generalized to other backgrounds (see e.g. [6, 27] for discussions on the kinematic space of a quotient space and also [28] for the relevant idea of entwinement). We would like to remind the reader that the main problem is again to find the right quantities on the field theory side to match up with the long geodesics.

So far we have restricted ourselves to \mathbb{H}^2 or AdS_3 , generalization to higher dimensions seems possible. Both the reflected geodesic and the correlator can be defined in general dimensions. It would also be interesting to study the case when A consists of disjoint intervals. In fact this is the setup in which the entanglement of purification was introduced originally. It is well known that the RT surface undergoes phase transition when the cross ratio varies. One shall be able to track the transition via the reflected entropy. An interesting question we have in mind is to locate the RT surface by applying the max-flow min-cut

theorem (which is well studied in the program of bit thread [29]) on the flow line given by the reflected geodesics. This is motivated by the picture to interpret each geodesic as a Bell pair [15], which fails in the multi-interval case. The issue however is resolved to some extent if the smoothness constraint on the geodesics is lifted.

Another interesting question is to construct the bulk operator within the entanglement wedge. The construction in the global AdS space is based on the inverse Radon transform. Each OPE block corresponds to a bulk operator smeared over a geodesic, which is the so-called the Radon transform. It has been known [7] that the inverse Radon transform gives the global HKLL formula [30, 31]. However, the subregion duality implies that we can construct the bulk operator using only the reduced density matrix. We hope the new construction of the kinematic space can help to establish the Radon transform within the entanglement wedge \mathcal{W}_A and the eventually provides to a new representation of the bulk operator associated with \mathcal{W}_A .

A Length of a geodesic

We work with the $t = 0$ time slice of the AdS₃ space in Poincare coordinates (2.1). The geodesics on this slice take the form of semi-circles. The length of an arc of a semi-circle of radius R specified by a point at the height $z = h$ and a point on the boundary ($z = 0$) is given by

$$\ell_1(h, R) = \log \left[\frac{2Rh}{\sqrt{R^2 - h^2} + R} \right]. \quad (\text{A.1})$$

Practically it is more convenient to denote the arc using the boundary coordinates x_0 of the $z = h$ points. We consider an interval $[-b, b]$ centered at the origin $x = 0$ and a geodesic with one end point inside ($p < b$). Such a geodesic hits the RT surface of the interval at another point $(\sqrt{b^2 - x_0^2}, x_0)$. It can be shown that the corresponding geodesic is an arc of a circle with radius

$$R = -\frac{b^2 + p^2 - 2px_0}{2p - 2x_0}.$$

Plugging this back into (A.1), we obtain the length of this arc as

$$\ell(p, x_0) = \log \left[\frac{b^2 + p(p - 2x_0)}{\sqrt{b^2 - x_0^2}} \right]. \quad (\text{A.2})$$

Let us now go beyond the $t = 0$ slice and put an end point P at $(z, t, x) = (0, p_2, p_1)$ and the other X at $(\sqrt{(b - y_0)^2 - x_0^2}, y_0, x_0)$. We note that the second end point lies on the light cone in the bulk emitted from the tip $(0, b, 0)$ of the causal diamond. Again the geodesic is an arc of a semi-circle whose radius can be determined by the following equation

$$(b - y_0)^2 + \left(R - \sqrt{(p_1 - x_0)^2 - (p_2 - y_0)^2} \right)^2 - x_0^2 = R^2,$$

which gives

$$R = \frac{b^2 - 2by_0 + p_1^2 - 2p_1x_0 - p_2(p_2 - 2y_0)}{2\sqrt{(p_1 - x_0)^2 - (p_2 - y_0)^2}}.$$

The variables in equation (A.1) are boost invariant and hence it remains valid even when the two end points have different time coordinates. The length of the geodesic γ_{PX} is then given by

$$\ell(p_1, p_2; x_0, y_0) = \log \left(\frac{b^2 - 2by_0 + p_1^2 - 2p_1x_0 - p_2^2 + 2p_2y_0}{\sqrt{b^2 - 2by_0 - x_0^2 + y_0^2}} \right) \quad (\text{A.3})$$

B $\langle O(p)\Delta_A^{1/2}O(q) \rangle$ and reflected geodesic

It was proposed in [24] that the correlator $\langle O(p)\Delta_A^{is}O(q) \rangle$ corresponds to two geodesics which are connected at a certain point on the RT-surface and are related by a boost that leaves γ_A invariant. We will show that for the special case of $s = -\frac{i}{2}$ and x, y both on $t = 0$ slice, the configuration becomes a reflected geodesic. First of all, $\langle O(p)\Delta_A^{is}O(q) \rangle$ is the correlator with an insertion of the modular operator. For a certain subregion A (and a certain state Ψ , which in our case is just the vacuum), we have this operator S_A that takes any operator in A to its Hermitian conjugate. This operator can be polar decomposed into an anti-unitary part J_A and a Hermitian part $\Delta^{1/2}$ which is the modular operator (see e.g. [32] for a review)

$$S_A a |\Psi\rangle = a^\dagger |\Psi\rangle, \quad S_A = J_A \Delta_A^{1/2}.$$

Following [24], the correlator $\langle O(p)\Delta_A^{is}O(q) \rangle$ can be computed holographically using two geodesics that meet somewhere (denoted by the bulk point X) on the RT surface γ_A

$$\langle O(p)\Delta^{is}O(q) \rangle \simeq \exp(-m[\ell(p, X) + \ell(X, q)])$$

where m is the mass of the bulk field dual to O . Their tangent vectors at the transition point are related by a boost at the bulk point X (\pm to denote the light-cone components)

$$n'_i = n_i, \quad (n'_+, n'_-) = (e^{-2\pi s}n_+, e^{+2\pi s}n_-)$$

We consider the case with all the geodesics lying entirely within the constant time slice of A and γ_A . It can be checked that for the case of $\Delta_A^{1/2}$ the matching boundary condition is precisely what makes the total length minimized. To be precise, the condition is that the component orthogonal to γ_A is reversed while the tangent components are kept invariant, which is essentially the condition for reflection. As we learn in optics, such a configuration is reached via action principle ($\delta\ell(p, X) + \delta\ell(X, q) = 0$)⁵. In summary the length of a reflected geodesic is given by the correlator with modular operator $\Delta_A^{1/2}$.

Acknowledgments

This work is supported by NSFC Grant No.11947301, the NWU Grant No.0115/338050048, No.0202/334041900012 and the Double First-class University Construction Project of Northwest University.

References

- [1] Juan Maldacena. "The large-N limit of superconformal field theories and supergravity". *Adv.Theor.Math.Phys.*, 2(2):231–252, 1998. <https://arxiv.org/abs/hep-th/9711200>.

⁵The variation is with respect to the coordinates on γ_A . The derivatives of the action (length) with respect to the position coordinates give momentum and hence the action principle implies the continuity of the longitudinal (tangent to γ_A) momentum. There is only one normal direction in our setup and hence it is trivial that the normal component should be reversed.

- [2] Shinsei Ryu and Tadashi Takayanagi. "Holographic derivation of entanglement entropy from the anti-de Sitter space/conformal field theory correspondence". *Phys. Rev. Lett.*, 96:181602, May 2006. <https://arxiv.org/abs/hep-th/0603001>.
- [3] Shinsei Ryu and Tadashi Takayanagi. "Aspects of holographic entanglement entropy". *JHEP*, 08:045, 2006. <https://arxiv.org/abs/hep-th/0605073>.
- [4] Luis A Santaló. "*Integral geometry and geometric probability*". Addison-Wesley, Massachusetts (etc.), 1976. https://www.researchgate.net/publication/37408208_Integral_Geometry_and_Geometric_Probability.
- [5] Vijay Balasubramanian, Borun D. Chowdhury, Bartłomiej Czech, Jan de Boer, and Michal P. Heller. "Bulk curves from boundary data in holography". *Phys. Rev.*, D89(8):086004, 2014. <https://arxiv.org/abs/1310.4204v3>.
- [6] Bartłomiej Czech and Lampros Lamprou. "Holographic definition of points and distances". *Phys. Rev.*, D90:106005, 2014. <https://arxiv.org/abs/1409.4473>.
- [7] Bartłomiej Czech, Lampros Lamprou, Samuel McCandlish, and James Sully. "Integral geometry and holography". *JHEP*, 10:175, 2015. <https://arxiv.org/abs/1505.05515/>.
- [8] Jennifer Lin, Matilde Marcolli, Hirosi Ooguri, and Bogdan Stoica. Locality of Gravitational Systems from Entanglement of Conformal Field Theories. *Phys. Rev. Lett.*, 114:221601, 2015. <https://arxiv.org/abs/1412.1879>.
- [9] Eliot Hijano, Per Kraus, Eric Perlmutter, and River Snively. "Witten diagrams revisited: the AdS geometry of conformal blocks". *JHEP*, 01:146, 2016. <https://arxiv.org/abs/1508.00501>.
- [10] Bartłomiej Czech, Lampros Lamprou, Samuel McCandlish, Benjamin Mosk, and James Sully. "A stereoscopic look into the bulk". *JHEP*, 07:129, 2016. <https://arxiv.org/abs/1604.03110>.

- [11] Jan de Boer, Felix M. Haehl, Michal P. Heller, and Robert C. Myers. "Entanglement, holography and causal diamonds". *JHEP*, 08:162, 2016. <https://arxiv.org/abs/1606.03307>.
- [12] Daniel L. Jafferis, Aitor Lewkowycz, Juan Maldacena, and S. Josephine Suh. "Relative entropy equals bulk relative entropy". *JHEP*, 06:004, 2016. <https://arxiv.org/abs/1512.06431>.
- [13] Xi Dong, Daniel Harlow, and Aron C. Wall. "Reconstruction of Bulk Operators within the Entanglement Wedge in Gauge-Gravity Duality". *Phys. Rev. Lett.*, 117(2):021601, 2016. <https://arxiv.org/abs/1601.05416>.
- [14] Ricardo Espíndola, Alberto Guijosa, and Juan F. Pedraza. "Entanglement Wedge Reconstruction and Entanglement of Purification". *Eur. Phys. J.*, C78(8):646, 2018. <https://arxiv.org/abs/1804.05855>.
- [15] Xing Huang and Feng-Li Lin. "Entanglement renormalization and integral geometry". *JHEP*, 12:081, 2015. <https://arxiv.org/abs/1507.04633>.
- [16] Barbara M Terhal, Michał Horodecki, Debbie W Leung, and David P DiVincenzo. "The entanglement of purification". *Journal of Mathematical Physics*, 43(9):4286–4298, 2002.
- [17] Tadashi Takayanagi and Koji Umemoto. "Entanglement of purification through holographic duality". *Nature Phys.*, 14(6):573–577, 2018. <https://arxiv.org/abs/1708.09393>.
- [18] Phuc Nguyen, Trithap Devakul, Matthew G. Halbasch, Michael P. Zaletel, and Brian Swingle. "Entanglement of purification: from spin chains to holography". *JHEP*, 01:098, 2018. <https://arxiv.org/abs/1709.07424>.
- [19] Masamichi Miyaji and Tadashi Takayanagi. "Surface/state correspondence as a generalized holography". *PTEP*, 2015(7):073B03, 2015. <https://arxiv.org/abs/1503.03542>.

- [20] Souvik Dutta and Thomas Faulkner. "A canonical purification for the entanglement wedge cross-section". 2019. <https://arxiv.org/abs/1905.00577>.
- [21] Pawel Caputa, Masamichi Miyaji, Tadashi Takayanagi, and Koji Umemoto. "Holographic Entanglement of Purification from Conformal Field Theories". *Phys. Rev. Lett.*, 122(11):111601, 2019. <https://arxiv.org/abs/1812.05268>.
- [22] A. Liam Fitzpatrick, Jared Kaplan, Daliang Li, and Junpu Wang. "Exact Virasoro Blocks from Wilson Lines and Background-Independent Operators". *JHEP*, 07:092, 2017. <https://arxiv.org/abs/1612.06385>.
- [23] Thomas Hartman and Juan Maldacena. "Time Evolution of Entanglement Entropy from Black Hole Interiors". *JHEP*, 05:014, 2013. <https://arxiv.org/abs/1303.1080>.
- [24] Thomas Faulkner, Min Li, and Huajia Wang. "A modular toolkit for bulk reconstruction". *JHEP*, 04:119, 2019. <https://arxiv.org/abs/1806.10560>.
- [25] Curtis T. Asplund, Alice Bernamonti, Federico Galli, and Thomas Hartman. "Holographic Entanglement Entropy from 2d CFT: Heavy States and Local Quenches". *JHEP*, 02:171, 2015. <https://arxiv.org/abs/1410.1392>.
- [26] A. Liam Fitzpatrick, Jared Kaplan, and Matthew T. Walters. "Virasoro Conformal Blocks and Thermality from Classical Background Fields". *JHEP*, 11:200, 2015. <https://arxiv.org/abs/1501.05315>.
- [27] Jian-dong Zhang and Bin Chen. "Kinematic Space and Wormholes". *JHEP*, 01:092, 2017. <https://arxiv.org/abs/1610.07134>.
- [28] Vijay Balasubramanian, Borun D. Chowdhury, Bartłomiej Czech, and Jan de Boer. "Entwinement and the emergence of spacetime". *JHEP*, 01:048, 2015. <https://arxiv.org/abs/1406.5859>.
- [29] Michael Freedman and Matthew Headrick. "Bit threads and holographic entanglement". *Commun. Math. Phys.*, 352(1):407–438, 2017. <https://arxiv.org/abs/1604.00354>.

- [30] Alex Hamilton, Daniel N. Kabat, Gilad Lifschytz, and David A. Lowe. "Local bulk operators in AdS/CFT: A Boundary view of horizons and locality". *Phys. Rev.*, D73:086003, 2006. <https://arxiv.org/abs/hep-th/0506118>.
- [31] Alex Hamilton, Daniel N. Kabat, Gilad Lifschytz, and David A. Lowe. "Holographic representation of local bulk operators". *Phys. Rev.*, D74:066009, 2006. <https://arxiv.org/abs/hep-th/0606141>.
- [32] Edward Witten. APS Medal for Exceptional Achievement in Research: Invited article on entanglement properties of quantum field theory. *Rev. Mod. Phys.*, 90(4):045003, 2018. <https://arxiv.org/abs/1803.04993>.