

On the simulation of pattern formation in reaction-diffusion systems containing self- and cross-diffusion

Benjamin Aymard¹

MathNeuro Team, Inria Sophia Antipolis Méditerranée, Sophia Antipolis Cedex, France

Abstract

In this article we propose a unified framework in order to study reaction-diffusion systems containing self- and cross-diffusion using a free energy approach. This framework naturally leads to the formulation of an energy law, and to a numerical method respecting a discrete version of the latter. It constitutes an alternative method and complements the standard linear stability analysis, as it allows for the numerical study of nonlinear patterns, while monitoring the energy evolution, even in complex geometries. As an application, we propose and study a modified Gray-Scott system augmented with self- and cross-diffusion terms. Numerical simulations unveil original patterns, clearly distinct from those obtained with linear diffusion only.

Key words: reaction-diffusion, self-diffusion, cross-diffusion, Gray-Scott, energy law, finite-element method, Turing pattern, travelling wave, complex geometry.

2010 MSC: 00-01, 99-00

NOTE FOR REVIEWERS: should the manuscript be accepted, the source of the code used in the simulations will be available online.

[☆]Fully documented templates are available in the elsarticle package on CTAN.

Introduction

Reaction-diffusion systems are present in numerous domains ranging from physics to chemistry to biology. They are known to generate two interesting classes of solutions: Turing patterns and travelling waves. Since the seminal work of Alan Turing in 1952 [1], it is known that the introduction of linear diffusion in dynamical systems may lead, under certain conditions, to the formation of instabilities known as Turing patterns. Turing's predictions have been observed in experiments, such as the Belousov-Zhabotinskii reaction [2], the CIMA reaction [3], and in many biological applications such as chemotaxis and tumor growth [4], skin pattern formation [5] or in neuroscience [6]. Travelling waves occur, for instance, in the study of systems such as combustion [7], fire propagation [8], and ecology [9]. Density evolution through a reactive medium can even trigger a branching process, leading to tree structure formation [10].

Reaction-diffusion systems can be generalized by including nonlinear diffusion terms: self-diffusion, corresponding to a diffusion proportional to the density, and cross-diffusion, a tendency to diffuse along the gradient of another coexisting density. Such generalization is particularly relevant in biology, for instance in predator-prey systems (notably the so-called SKT system [11]) and in epidemiology models, where species tend to avoid crowding or avoid others. It is also relevant in chemistry, with the tendency of certain species to repel each other.

This generalization has been widely studied in recent years [12], [13], [14], [15], and pattern formation has been reported upon [16], [17], [18], [19] (among others). Standard linear stability analysis is a powerful tool for their analysis. However, such analysis is only local, and even though a dispersion relation could predict instabilities and pattern formation, it can not geometrically describe nonlinear patterns, nor can it describe interactions with domain borders, monitor the energy evolution of the full nonlinear system, or study the interaction between cross-diffusion and self-diffusion. Moreover, there could be cases where nonlinear effects could be dominant, making the linear analysis not relevant.

In this work we provide a unified framework for the study of reaction-diffusion systems containing self- and cross-diffusion in the general case with M interacting species. To the best of our knowledge, such a framework does not exist. Our approach follows an energetic point of view and is inspired by diffuse-interface theory. The most prominent example is the Cahn-Hilliard system [20] proposed in 1958: one equation describes density evolution, with a diffusion along the gradient of a so-called chemical potential, and one equation defines the chemical potential as a functional derivative of a free energy. This formulation gives a natural framework for writing a free energy law, and in designing a finite-element method based on a mixed formulation [21]. During the design of our numerical method, specific attention has been given to two challenging points: energy stability and accuracy.

The classical Gray-Scott (GS) system [22] is known as a good example for generating a wide variety of patterns [23]. To exemplify our methodology, we introduce a generalization of the GS system, augmented with self- and cross-diffusion terms. We study how Turing patterns and travelling waves differ when they are generated with different combinations of self- and cross-diffusion, compared to classical linear diffusion, and how geometry affect pattern formation, while monitoring energy evolution.

The article is organized as follows. In the first section, we propose a unified framework for studying reaction-diffusion systems containing self- and cross-diffusion terms, we establish the corresponding energy law verified by solutions of the system, and we propose an generalization of the GS system, augmented with self and cross-diffusion terms. The second section is devoted to the design of the numerical method which approaches solutions to this model, and the demonstration of a discrete version of the energy law. The last section presents numerical simulations of the generalized GS system, with formation of original patterns in the presence of different combinations of linear, self- and cross-diffusion, within various geometries.

1. Model

In this section we introduce a unified framework for reaction-diffusion problems containing self- and/or cross-diffusion terms. Interested readers may find an introduction to the topic of classical reaction-diffusion systems in [24].

1.1. Unified framework

We consider the dynamics of M interacting species in a bounded domain $\Omega \subset \mathbb{R}^d$ with d the spatial dimension. Let us note $\phi_i(\mathbf{X}, t)$ the density of species i at position \mathbf{X} and time t . The evolution of the system is described by:

$$\begin{aligned} \forall i \in \{1, \dots, M\}, \quad \partial_t \phi_i - \nabla^2 \mu_i &= R_i, \\ R_i &= R_i(\phi_1, \dots, \phi_M), \\ \mu_i &= \left(d_i + d_{ii} \phi_i^{\alpha_i} + \sum_{j \neq i} d_{ij} \phi_j^{\beta_{ij}} \right) \phi_i, \end{aligned} \quad (1)$$

with R_i the reaction terms, and μ_i may be called chemical potentials in the framework of thermodynamics, if they derive from a free energy. This system involves several levels of diffusion: a linear diffusion for each species, tuned by parameters $d_i \geq 0$, describing the tendency to fill up the space, a self-diffusion for each species, tuned by parameters $d_{ii} \geq 0$ and power $\alpha_i \geq 0$, describing the tendency of each species to avoid crowding, and cross-diffusion terms between species, tuned by parameters $d_{ij} \geq 0$ and powers $\beta_{ij} \geq 0$, describing the tendency of each species to avoid another. In order to mathematically close this problem, we have to add initial conditions, and boundary conditions under the form of confinement in the domain Ω :

$$\begin{aligned} \forall i \in \{1, \dots, M\}, \quad \phi_i(\mathbf{X}, t=0) &= \phi_i^0(\mathbf{X}), \\ \nabla \mu_i \cdot n &= 0 \text{ on } \partial\Omega, \end{aligned} \quad (2)$$

with n the outward unit normal vector. If other types of boundary conditions are considered, the variational formulation and the numerical schemes might be

adapted accordingly. The reader may note that models [16], [17], [18], [19] may be written under the form of (1). Multiplying (1) by test functions in $H^1(\Omega)$, integrating over the physical domain Ω , and using integration by parts, we get the weak form of the system:

$$\begin{aligned} \forall i \in \{1, \dots, M\}, \forall \theta_i, \nu_i \in H^1(\Omega), \\ (\partial_t \phi_i, \theta_i) + (\nabla \mu_i, \nabla \theta_i) - (R_i, \theta_i) = 0, \\ (\mu_i, \nu_i) = \left(\left(d_i + d_{ii} \phi_i^{\alpha_i} + \sum_{j \neq i} d_{ij} \phi_j^{\beta_{ij}} \right) \phi_i, \nu_i \right), \end{aligned} \quad (3)$$

where $(f, g) = \int_{\Omega} f g$ denotes the scalar product. The mass of each species i is defined as the integral of its density over the physical domain:

$$M_i(t) = \int_{\Omega} \phi_i(\mathbf{X}, t). \quad (4)$$

Proposition 1. *The mass variation of the solutions of (3) verify the mass law:*

$$\frac{d}{dt} M_i(t) = \int_{\Omega} R_i. \quad (5)$$

Proof. Consider $\theta_i = 1$ in weak formulation (3). \square

Let us define the differential form:

$$\omega = \sum_{j=1}^M \mu_j d\phi_j.$$

We can decompose this differential form by separating the exact part and the non-exact part:

$$\omega = dF + \sum_{j=1}^M g_j d\phi_j. \quad (6)$$

This defines a function F , and we can define functions G_i as:

$$G_i(\phi_1(t), \dots, \phi_M(t)) = \int_0^t g_i \partial_t \phi_i.$$

Proposition 2. *Solutions of system (3), if they exist, admit an energy law of the form:*

$$\frac{d}{dt}(E(\phi_1(t), \dots, \phi_M(t))) = - \sum_{i=1}^M \|\nabla \mu_i\|_{L^2(\Omega)}^2 + \sum_{i=1}^M (R_i, \mu_i), \quad (7)$$

with:

$$E(\phi_1(t), \dots, \phi_M(t)) = \int_{\Omega} F(\phi_1(t), \dots, \phi_M(t)) + \sum_{i=1}^M \int_{\Omega} G_i(\phi_1(t), \dots, \phi_M(t)). \quad (8)$$

Proof. Let us consider $\theta_i = \mu_i$ and $\nu_i = \frac{\partial \phi_i}{\partial t}$ in (3). For all $i \in \{1, \dots, M\}$:

$$\left(\frac{\partial \phi_i}{\partial t}, \mu_i\right) + (\nabla \mu_i, \nabla \mu_i) - (R_i, \mu_i) = 0.$$

By summing all equations we get:

$$\sum_{i=1}^M \left(\mu_i, \frac{\partial \phi_i}{\partial t}\right) = - \sum_{i=1}^M (\nabla \mu_i, \nabla \mu_i) + \sum_{i=1}^M (R_i, \mu_i).$$

We conclude using the decomposition 6:

$$\sum_{i=1}^M \left(\mu_i, \frac{\partial \phi_i}{\partial t}\right) = \sum_{i=1}^M \left((\nabla F)_i + g_i, \frac{\partial \phi_i}{\partial t}\right) = \frac{d}{dt} \left(F + \sum_{i=1}^M G_i, 1\right).$$

□

Remark 1. *In the purely diffusive case ($\forall i, R_i = 0$), the free energy spontaneously decreases until reaching a state with null gradient of potential μ_i .*

Remark 2. *In the symmetric case $d_{ij} = d_{ji}$ and $\beta_{ij} = \beta_{ji} = 2$, the energy writes:*

$$E(\phi_1, \dots, \phi_M) = \int_{\Omega} \left(\sum_{i=1}^M d_{ii} \frac{\phi_i^{\alpha_i+1}}{\alpha_i+1} + d_i \frac{\phi_i^2}{2} + \sum_{j>i} d_{ij} \frac{\phi_i^2 \phi_j^2}{2} \right). \quad (9)$$

This case is relevant in physics: because of the principle of reciprocity, the formula is symmetric.

Remark 3. In the triangular case when $M = 2$, $d_{12} > 0$ and $d_{21} = 0$, the energy writes:

$$E(\phi_1, \phi_2) = \int_{\Omega} \left(d_{11} \frac{\phi_1^{\alpha_1+1}}{\alpha_1+1} + d_{22} \frac{\phi_2^{\alpha_2+1}}{\alpha_2+1} + d_1 \frac{\phi_1^2}{2} + d_2 \frac{\phi_2^2}{2} + d_{12} G_1 \right), \quad (10)$$

with:

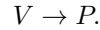
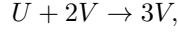
$$G_1 = \int_0^t \phi_1 \phi_2 \partial_t \phi_1.$$

The last term may be evaluated using numerical integration, as detailed in the numerical method section. This case is relevant in biology, where interactions could be asymmetric, for instance if only a species avoids another one.

1.2. Application: an augmented Gray-Scott system

Here, we introduce an original model, derived from the classical Gray-Scott system, in order to show the capabilities of our proposed framework.

The Gray-Scott system [22] is a generic reaction-diffusion system known to contain rich dynamics, and able to generate a wide variety of patterns (see [23]). A typical application is the chemical reaction of three components in a stirred tank: a reactant U , a catalyst V , and an inert product P verifying $U + V + P = 1$. From the chemistry point of view, the dynamics writes:



Let us denote by ϕ_1 (resp. ϕ_2) the concentration of U (resp. V). The classical system writes:

$$\begin{aligned} \partial_t \phi_1 - \nabla^2 \phi_1 &= -\phi_1 \phi_2^2 + F(1 - \phi_1), \\ \partial_t \phi_2 - \nabla^2 \phi_2 &= \phi_1 \phi_2^2 - (F + k)\phi_2. \end{aligned} \quad (11)$$

The term $F(1 - \phi_1)$ is the replenishment term for reactant U , the term $\phi_1 \phi_2^2$ is the reaction term, and the term $-(F + k)\phi_2$ is a vanishing term.

We propose to consider a modification of this system, by adding self- and cross-diffusion terms:

$$\begin{aligned}
\partial_t \phi_1 - \nabla^2 \mu_1 &= -\phi_1 \phi_2^2 + F(1 - \phi_1), \\
\partial_t \phi_2 - \nabla^2 \mu_2 &= \phi_1 \phi_2^2 - (F + k)\phi_2, \\
\mu_1 &= (d_1 + d_{11}\phi_1^{\alpha_1} + d_{12}\phi_2^{\beta_{12}})\phi_1, \\
\mu_2 &= (d_2 + d_{22}\phi_2^{\alpha_2} + d_{21}\phi_1^{\beta_{12}})\phi_2.
\end{aligned} \tag{12}$$

Note that this system has the form of (1). We will numerically investigate the dynamics of this system in the last section using the methodology developed in this article.

2. Numerical Method

In this section we derive a numerical method in order to simulate system (1), following the methodology developed in [21] and [25]. Interested readers may find an introduction to numerical methods in [26]. Numerical simulations were done using the free open source software FreeFem++ [27].

2.1. Operator for nonlinear diffusion

In this paragraph we introduce a numerical method in order to simulate the nonlinear diffusion part of the system. Let us denote by Δt^n the time step at iteration n , $T > 0$ a final time, and ϕ_i^n the density of species i at time $t^n = \sum_{i=0}^n \Delta t^i$. Knowing that, at continuous level, the system respects energy law (7), we design our method such that a similar property is verified at the discrete level. Starting with a Taylor-Lagrange expansion of the energy, using the definition of E and μ_i , we get, using multi-index notation:

$$E(\phi + \delta) = E(\phi) + \int_{\Omega} \sum_{i=1}^M \mu_i \delta_i + \int_{\Omega} \frac{1}{2} \sum_{i=1}^M \sum_{j=1}^M \frac{\partial \mu_i}{\partial \phi_j} \delta_i \delta_j + \int_{\Omega} \frac{1}{6} \sum_{i=1}^M \sum_{j=1}^M \sum_{k=1}^M R_{i,j,k} \delta_i \delta_j \delta_k,$$

with $\delta = (\delta_1, \dots, \delta_M)$ and

$$|R_{i,j,k}| \leq \max_{i,j,k} \left\| \frac{\partial^2 \mu_i}{\partial \phi_j \partial \phi_k} \right\|_{C([0,T], L^\infty(\Omega))}.$$

Therefore, energy variation may be written as:

$$\begin{aligned} \frac{E^{n+1} - E^n}{\Delta t} &= \sum_{i=1}^M \int_{\Omega} \left(\frac{\phi_i^{n+1} - \phi_i^n}{\Delta t} \right) \left(\mu_i^n + \frac{1}{2} \sum_{j=1}^M (\phi_j^{n+1} - \phi_j^n) \frac{\partial \mu_i^n}{\partial \phi_j} \right) \\ &+ \frac{\Delta t^2}{6} \sum_{i=1}^M \sum_{j=1}^M \sum_{k=1}^M \int_{\Omega} R_{i,j,k} \frac{(\phi_i^{n+1} - \phi_i^n)}{\Delta t} \frac{(\phi_j^{n+1} - \phi_j^n)}{\Delta t} \frac{(\phi_k^{n+1} - \phi_k^n)}{\Delta t}. \end{aligned} \quad (13)$$

We define the operator $B_{\Delta t}$ approximating the diffusive part as the solution of the variational problem:

$$\begin{aligned} \forall i \in \{1, \dots, M\}, \forall \theta_i, \nu_i \in H^1(\Omega), \\ \left(\frac{B_{\Delta t}(\phi_i^n) - \phi_i^n}{\Delta t}, \theta_i \right) + (\nabla \mu_i^{n+1/2}, \nabla \theta_i) = 0, \\ (\mu_i^{n+1/2}, \nu_i) = (\mu_i^n + \frac{1}{2} \sum_{j=1}^M (\phi_j^{n+1} - \phi_j^n) \frac{\partial \mu_i^n}{\partial \phi_j}, \nu_i). \end{aligned} \quad (15)$$

Defining a mesh T_h of the domain Ω and replacing $H^1(\Omega)$ by discrete finite element achieves the space discretization. The variational formulation is reduced to a linear system that we solve at each time step. In practice, we use an adaptive mesh refinement strategy: we refine the mesh locally according to variation of every component of both ϕ and μ , with a maximum triangle size of h_{\max} and a minimum set to h_{\min} .

Remark 4. *Conservation of positivity for operator $B_{\Delta t}$ has been observed numerically in all the simulations done for this article. However, the proof remains open.*

Proposition 3. *The numerical operator $B_{\Delta t}$, defined by (15), respects a discrete energy law of the form:*

$$\frac{E^{n+1} - E^n}{\Delta t} = - \sum_{i=1}^M \|\nabla \mu_i^{n+1/2}\|^2 + \epsilon, \quad (16)$$

with:

$$\epsilon = O(\Delta t^2).$$

Proof. Let us note:

$$\tilde{F}_i = \mu_i^n + \frac{1}{2} \sum_{j=1}^M (\phi_j^{n+1} - \phi_j^n) \frac{\partial \mu_i^n}{\partial \phi_j}.$$

We consider $\theta_i = \mu_i^{n+1/2}$, $\nu_i = \frac{\phi_i^{n+1} - \phi_i^n}{\Delta t}$ in the numerical scheme (15). Summing up all the equations and cancelling cross terms we obtain:

$$\sum_{i=1}^M \left(\tilde{F}_i, \frac{\phi_i^{n+1} - \phi_i^n}{\Delta t} \right) = - \sum_i \|\nabla \mu_i^{n+1/2}\|^2.$$

Therefore ϵ writes:

$$\begin{aligned} \epsilon &= \frac{E^{n+1} - E^n}{\Delta t} + \sum_i \|\nabla \mu_i^{n+1/2}\|^2 \\ &= \frac{E^{n+1} - E^n}{\Delta t} - \sum_{i=1}^M \left(\tilde{F}_i, \frac{\phi_i^{n+1} - \phi_i^n}{\Delta t} \right). \end{aligned}$$

Finally, comparing with (14), we see that:

$$|\epsilon| \leq \Delta t^2 \frac{M^3}{6} \max_{i,j,k} \left\| \frac{\partial^2 \mu_i}{\partial \phi_j \partial \phi_k} \right\|_{C([0,T], L^\infty(\Omega))} \max_i \left\| \frac{\partial \phi_i}{\partial t} \right\|_{C([0,T], L^3(\Omega))}.$$

□

Remark 5. *In order to compute the free energy in asymmetric cases, we use the second order approximation:*

$$G_1^n \approx \frac{1}{2} (\phi_1^{n+1} \phi_2^{n+1} + \phi_1^n \phi_2^n) (\phi_1^{n+1} - \phi_1^n). \quad (17)$$

Note that time step Δt simplifies and therefore does not appear in the formula.

2.2. General scheme

We propose a numerical method based on a splitting strategy, solving sequentially the reaction part of the equation, then the diffusion part. Using a Strang splitting [28] ensures a second order accuracy in time, as long as the two components are second order in time.

For the reaction part, we use a classical second order method, namely the Heun method. Let us denote by $A_{\Delta t}$ the operator defined by:

$$\begin{aligned} \forall i \in \{1, \dots, M\}, \quad \phi_i^* &= \phi_i^n + \Delta t R_i(\phi_1^n, \dots, \phi_M^n), \\ A_{\Delta t}(\phi_i^n) &= \phi_i^n + \frac{\Delta t}{2} (R_i(\phi_1^n, \dots, \phi_M^n) + R_i(\phi_1^*, \dots, \phi_M^*)). \end{aligned} \quad (18)$$

Using operators $A_{\Delta t}$ and $B_{\Delta t}$ the Strang splitting writes:

$$\phi^{n+1} = A_{\Delta t/2} B_{\Delta t} A_{\Delta t/2}(\phi^n). \quad (19)$$

Let us define the useful notations: $R_i^1 = R_i(\phi_i^n)$, $R_i^2 = R_i(\phi_i^n + \Delta t R_1)$, $R_i^3 = R_i(B_{\Delta t}(A_{\Delta t/2}(\phi^n)))$ and $R_i^4 = R_i(B_{\Delta t}(A_{\Delta t/2}(\phi^n) + \Delta t R_3))$.

Proposition 4. *The numerical scheme verifies a discrete mass law similar to (5) under the form:*

$$\forall n \geq 1, \int_{\Omega} \phi_i^{n+1} = \int_{\Omega} \phi_i^n + \frac{\Delta t}{4} (R_i^1 + R_i^2 + R_i^3 + R_i^4).$$

In particular, in the purely diffusive case $\forall i \in \{1, \dots, M\}, R_i = 0$, the mass is conserved.

Proof. Consider $\theta_i = 1$ in (15) and combine with (18). □

Proposition 5. *The numerical scheme (19) respects a discrete energy law analogous to (7) of the form:*

$$\frac{E^{n+1} - E^n}{\Delta t} = - \sum_{i=1}^M \|\nabla \mu_i^{n+1/2}\|^2 + \left(\frac{R_i^1 + R_i^2 + R_i^3 + R_i^4}{4}, \mu_i^{n+1/2} \right) + \xi, \quad (20)$$

with: $\xi = \frac{E^{n+1} - E^n}{\Delta t} - \sum_{i=1}^M \left(\tilde{F}_i(A_{\Delta t}(\phi_i^n), B_{\Delta t}(A_{\Delta t/2}(\phi_i^n))), \frac{\phi_i^{n+1} - \phi_i^n}{\Delta t} \right)$. Error term ξ tends to 0 as Δt tends to 0.

Proof. Let us write numerical scheme (19) in an alternative form:

$$\forall i \in \{1, \dots, M\},$$

$$\begin{aligned} (\phi_i^{n+1}, \theta_i) &= (\phi_i^n, \theta_i) + \Delta t \left(\frac{R_i^1 + R_i^2 + R_i^3 + R_i^4}{4}, \theta_i \right) - \Delta t (\nabla \mu_i^{n+1/2}, \nabla \theta_i), \\ (\mu_i^{n+1/2}, \nu_i) &= \left(\tilde{F}_i(A_{\Delta t}(\phi_i^n), B_{\Delta t}(A_{\Delta t}(\phi_i^n))), \nu_i \right). \end{aligned}$$

Then, considering $\theta_i = \mu_i^{n+1/2}$, $\nu_i = \frac{\phi_i^{n+1} - \phi_i^n}{\Delta t}$ and summing all the equations we get:

$$\sum_{i=1}^M \left(\tilde{F}_i, \frac{\phi_i^{n+1} - \phi_i^n}{\Delta t} \right) = \sum_{i=1}^M \left(\frac{R_i^1 + R_i^2 + R_i^3 + R_i^4}{4}, \mu_i \right) - \sum_{i=1}^M \|\nabla \mu_i^{n+1/2}\|^2.$$

Using the definition of ξ , we obtain formula (20). Let us remark that, for all $i \in \{1, \dots, M\}$ we get:

$$\begin{aligned} \lim_{\Delta t \rightarrow 0} \sum_{i=1}^M \left(\tilde{F}_i(A_{\Delta t}(\phi_i^n), B_{\Delta t}(A_{\Delta t}(\phi_i^n))), \frac{\phi_i^{n+1} - \phi_i^n}{\Delta t} \right) \\ = \sum_{i=1}^M \left(\mu_i(t^n), \frac{d\phi_i}{dt}(t^n) \right) = \frac{dE}{dt}(t^n). \end{aligned}$$

Therefore we can conclude, using the definition of ξ , that: $\lim_{\Delta t \rightarrow 0} \xi = 0$. \square

Remark 6. *Formula (20) is a coarse approximation. We only derive it in order to give the general form of the error term. A finer approximation seems possible starting for instance from the Baker-Campbell-Hausdorff formula, combining the Heun error and B operator error terms (16).*

3. Pattern formation

In this section we numerically investigate the augmented Gray-Scott system introduced in first section (12) to exemplify the methodology developed in this article.

3.1. Effect of nonlinear diffusion terms

As a first test, we study the effect of nonlinear diffusion terms on the formation of patterns in a square geometry $\Omega = [0, 1]^2$. Following [23], as initial conditions we consider a square, denoted by S , centered at $(0.5, 0.5)$ with size 0.05, and we define:

$$\begin{aligned}\phi_1(t=0) &= (0.5 + 0.05U)\mathbb{1}_S + \mathbb{1}_{\Omega \setminus S}, \\ \phi_2(t=0) &= (0.25 + 0.05V)\mathbb{1}_S,\end{aligned}\tag{21}$$

with U, V random numbers uniformly distributed on $[0, 1]$. Parameters are set to: $\Delta t = 1$, $h_{\min} = 0.003$, $h_{\max} = 0.07$, $F = 0.037$, $k = 0.06$, $\alpha_1 = \alpha_2 = 2$, $\beta_{12} = \beta_{21} = 1$. By default, parameters that are not mentioned are set to 0.

Results are displayed in Figure 1. First case ($d_1 = 2e^{-5}$, $d_2 = 1e^{-5}$) is a witness test, and shows the classical Gray-Scott pattern for linear diffusion. Second case ($d_{11} = d_{22} = 1e^{-5}$) and fourth case ($d_2 = 1e^{-5}$, $d_{11} = 1e^{-5}$) generate a ring-shaped travelling wave, that differ by their contours: fourth case generates a circular contour, whereas second case generates an almost circular ring containing inflexion points. Third case ($d_{11} = d_{22} = 1e^{-5}$, $d_{12} = 1e^{-5}$) and fifth case ($d_1 = 2e^{-5}$, $d_{22} = 1e^{-5}$) generate complex patterns, made of combination of stripes and spots. For those two tests, we have taken $h_{\min} = 0.003$ and $\Delta t = 0.25$ to ensure numerical stability. Sixth case ($d_1 = 3e^{-5}$, $d_2 = 1e^{-5}$, $d_{12} = 1e^{-5}$) is a slight perturbation of case 1 by cross-diffusion, generating a very distinct pattern. For each case, the energy is monitored, computed using formula (9) for cases 1, 2, 4 and 5, and using formulas (10) and (17) for cases 3 and 6. Results are displayed on Figure 3, left panel. Interestingly, we observe that in all cases energy (8) decreases with respect to time. However, this could be due to a specific choice of parameter.

Classically, in system (11), different patterns such as spots, stripes and travelling waves are obtained by varying the reactive term. By contrast, model (12) generates different kinds of patterns for the same reactive term. Moreover, model (12) creates original patterns due to nonlinearities, not observed with linear diffusion only.

3.2. *Effect of geometry*

In this numerical experiment, the aim is to study the effect of geometry on pattern formation. Results are displayed on Figure 2.

For the first three tests, we use the same initial condition and parameters as in test 6, with asymmetric cross-diffusion. We consider an astroid domain with concave borders and four singularities, a trefoil domain, with cusps, and a rectangular domain (anisotrope). The density is forced to adapt into a different shape, and this effect backpropagates all along the pattern until the center. We note that the effect is local, in the sense that the evolution of the density is the same as long as it is far from the border. Eventually, the pattern differs greatly from the one observed in previous section.

Then, we consider a not simply connex domain with a trefoil perturbation (with singularities on the borders) at the center. Two kinds of nonlinear diffusion are tested: combination of self- and cross-diffusion, like in test 3, and combination of linear diffusion and asymmetric cross-diffusion, as in test 5. Pattern formation present similarities on the front of propagation (similar to unperturbed case), but clearly differs around the center, due to the perturbation.

Conclusion

In this article we have proposed a unified framework (1) to study reaction-diffusion systems containing self- and cross-diffusion. We have theoretically established an energy law (7) that was later exemplified by numerical simulations (Figure 3). We have derived a numerical method (19) for this class of systems, and have shown its key property, a numerical version of the energy law (16), (20). Our approach complements the classical standard linear stability analysis, allowing the geometrical description of nonlinear patterns, the numerical study of boundary effects, the interaction of different kinds of nonlinear diffusion, while monitoring the energy of the system.

In order to exemplify our methodology, we have introduced a generalization of the classical Gray-Scott system, augmented with self- and cross-diffusion terms (12). During numerical simulations of this model, we have observed patterns that are clearly distinct from those obtained with linear diffusion, even for the same reaction term (Figure 1 and 2). Those patterns are due to nonlinearity, and are original to our work.

As further work, a full and systematic numerical exploration, in the spirit of Pearson [23], might be done on system (12), in order to map the parameter space with different pattern types. Several numerical investigations could be done such as evaluating the effect of different kinds of boundary conditions (more general than (2)), study cases with more than two species or study branching process [10] perturbed by self- and cross-diffusion. Another interesting aspect is the interaction between nonlinear terms. This phenomenon could be studied in more detail using numerical tools, and hopefully provide insight for a more theoretical work.

Acknowledgement

The author would like to thank Romain Veltz and Mathieu Desroches for fruitful discussions and feedback about this work.

References

- [1] A. Turing, The chemical basis of morphogenesis, *Phil. Trans. Roy. Soc. London* B237 (1952) 37–7.
- [2] J. Tyson, A quantitative account of oscillations, bistability and traveling waves in the Belousov-Zhabotinskii reaction, *Wiley InterScience* (1985).
- [3] V. Castets, E. Dulos, J. Boissonade, P. De Kepper, Experimental evidence of a sustained standing Turing-type nonequilibrium chemical pattern, *Phys. Rev. Letters* 64(24) (1990) 2953–2956.

- [4] E. F. Keller, L. A. Segel, Model for chemotaxis, *J. Theor. Biol.* 30 (1971) 225–234.
- [5] A. Gierer, H. Meinhardt, A theory of biological pattern formation, *Kybernetik* 12 (1972) 30–39.
- [6] G. Gambino, M. Lombardo, G. Rubino, M. Sammartino, Pattern selection in the 2D Fitzhugh–Nagumo model, *Ricerche di Matematica* (2018).
- [7] Y. Zeldovich, Theory of combustion and detonation of gases, USSR Academy of Sciences (1944).
- [8] E. Pastor, L. Zarate, E. Planas, J. Arnaldos, Mathematical models and calculations systems for the study of wildland fire behavior, *Combust. Sci.* (2003).
- [9] R. A. Fisher, The wave of advance of advantageous genes, *Annals of Eugenics* 7 (4) (1937) 353–369.
- [10] K. Kawasaki, A. Mochizuki, M. Matsushita, T. Umeda, N. Shigesada, Modeling spatio-temporal patterns created by *bacillus-subtilis*, *J. Theor. Biol.* (1997).
- [11] N. Shigesada, K. Kawasaki, E. Teramoto, Spatial segregation of interacting species, *J. Theor. Biol.* 79 (1979) 83–99.
- [12] M. Iida, M. Mimura, H. Ninomiya, Diffusion, cross-diffusion and competitive interaction, *J. Math. Biol.* 53 (2006) 617–641.
- [13] Y. Lou, S. Martinez, Evolution of cross-diffusion and self-diffusion, *J. Biol. Dyn.* 3(4) (2009) 410–429.
- [14] B. Andreianov, M. Bendahmane, R. Ruiz-Baier, Analysis of a finite volume method for a cross-diffusion model in population dynamics, *Math. Mod. Meth. Appl. Sc.* 21 (2011).

- [15] L. Desvillettes, T. Lepoutre, A. Moussa, A. Trescases, On the entropic structure of reaction-cross diffusion systems, *Comm. Partial Differential Equations* 40 (2015) 1705–1747.
- [16] G. Gambino, M. Lombardo, M. Sammartino, Cross-diffusion-induced subharmonic spatial resonances in a predator-prey system, *Phys. Rev. E* 00 (2018) 002200.
- [17] Q. Li, Z. Liu, S. Yuan, Cross-diffusion induced Turing instability for a competition model with saturation effect, *Applied Mathematics and Computation* 347 (2019) 64–77.
- [18] M. Duan, L. Chang, Z. Jin, Turing patterns of an SI epidemic model with cross-diffusion on complex networks, *Physica A: statistical mechanics and its applications* 533 (2019).
- [19] H. Yin, X. Xiao, X. Wen, Turing patterns in a predator-prey system with self-diffusion, *Abstract and Applied Analysis* (2013).
- [20] J. W. Cahn, J. E. Hilliard, Free energy of a nonuniform system. I. Interfacial free energy, *J. Chem. Phys.* 28 (1958) 258.
- [21] G. Guillen-Gonzales, G. Tierra, On linear schemes for a Cahn-Hilliard diffuse interface model, *J. Comp. Phys.* 234 (2013) 140–171.
- [22] P. Gray, S. K. Scott, Autocatalytic reactions in the isothermal continuous stirred tank reactor: isolas and other forms of multistability, *Chem. Eng. Sci.* 38(1) (1983) 29–43.
- [23] J. Pearson, Complex patterns in a simple system, *Science* 261 (1993) 189–192.
- [24] B. Perthame, *Parabolic equations in biology: growth, reaction, movement and diffusion*, Springer, 2015.

- [25] B. Aymard, U. Vaes, M. Pradas, S. Kalliadasis, A linear, second-order, energy stable, fully adaptive finite element method for phase-field modelling of wetting phenomena, *J. Comp. Phys.* X 2 (2019).
- [26] G. Allaire, *Numerical Analysis and Optimization: An Introduction to Mathematical Modelling and Numerical Simulation*, Oxford Science Publication, 2007.
- [27] F. Hecht, New development in FreeFem++, *J. Numer. Math.* 20 (2012) (3–4):251–265.
- [28] G. Strang, On the construction and comparison of difference schemes, *SIAM Journal on Numerical Analysis* 5(3) (1968) 506–517.




Figure 1: Nonlinear pattern formation driven by different combinations of linear, self and cross-diffusion. Simulations of modified Gray-Scott reaction-diffusion system (12) with boundary conditions (2) starting from initial conditions (21). Plots of density ϕ_1 . The same reaction term triggers different patterns depending on the combinations of nonlinear diffusion coefficients.

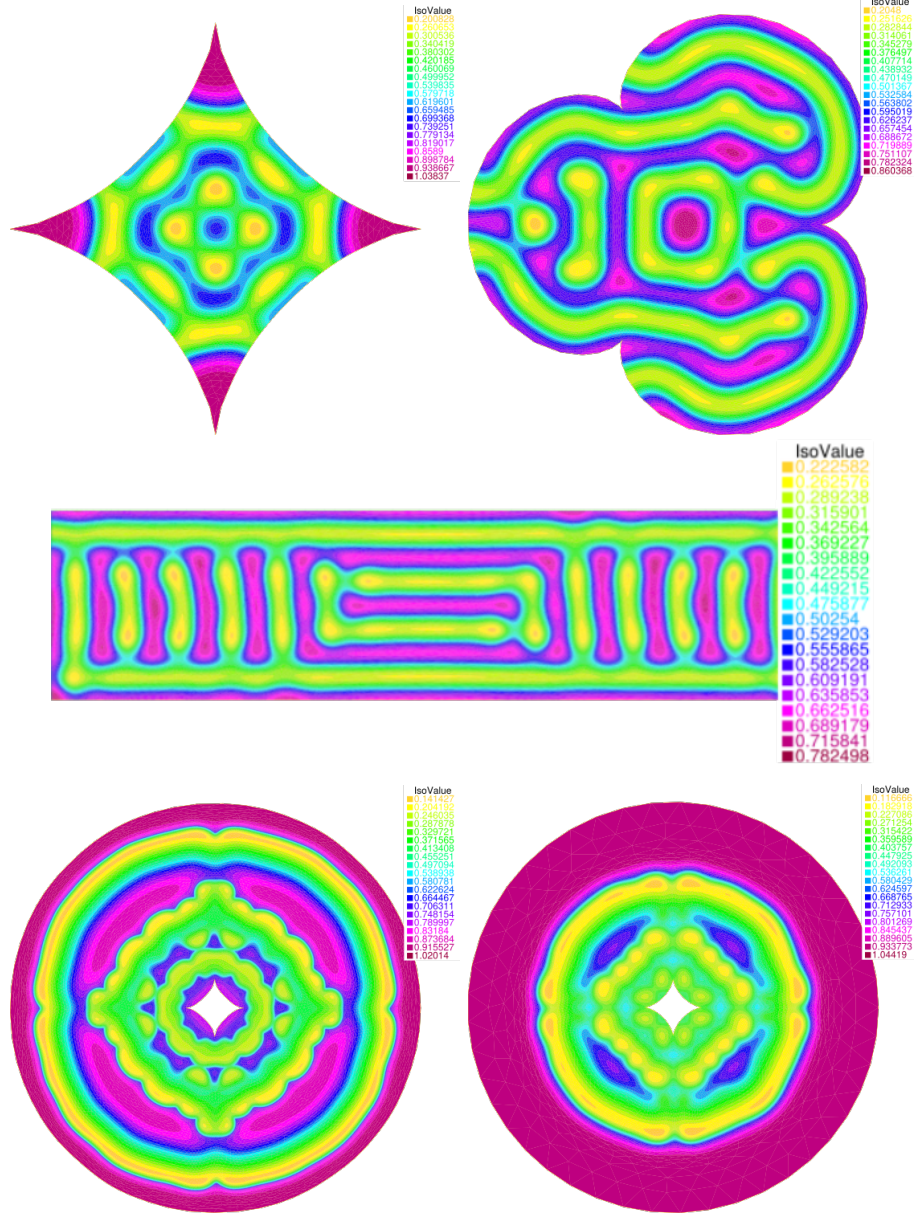


Figure 2: Nonlinear pattern formation within complex geometries. Simulations of modified Gray-Scott reaction-diffusion system (12) with boundary conditions (2) starting from initial conditions (21). Plots of density ϕ_1 .

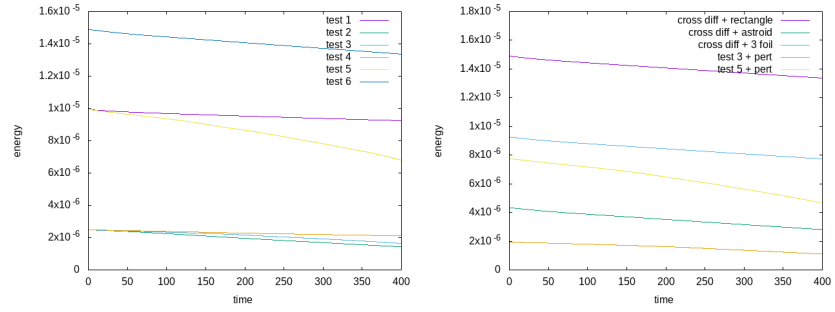


Figure 3: Time evolution of energy (8) corresponding to Figure 1 and 2. Energy is computed using formula (9) for tests 1,2,4 and 5, and using formulas (10) and (17) for all the other tests. We observe that in all cases, energy is a decreasing function of time. However, it could be due to a specific choice of parameters.