

An integral representation of the Mittag-Leffler function[☆]

Saenko V. V.

Ulyanovsk State University, Leo Tolstoy str., 42, Ulyanovsk, Russia

Abstract

The integral representation for the two-parameter Mittag-Leffler function is obtained in the article. This integral representation expresses the function value in terms of the loop integral. Conditions for the contour of integration are determined. Besides, conditions are presented under which the representation is true. It is also shown that the Mittag-Leffler function integral representation existing and widely used at the moment is incorrect. The article gives detailed description of the error, and cases for which this integral representation is correct.

Keywords: Mittag-Leffler function, Gamma-function
2000 MSC: 33e12

1. Introduction

The Mittag-Leffler function is the entire function defined by the power series $E_\rho(z) = \sum_{n=0}^{\infty} \frac{z^n}{\Gamma(1+n/\rho)}$, $\rho > 0$, $z \in \mathbb{C}$. The function was introduced by Mittag-Leffler in 1902 in the context of his developing of the method for summation of diverging series. The important generalization of this function

$$E_{\rho,\mu}(z) = \sum_{n=0}^{\infty} \frac{z^n}{\Gamma(\mu + n/\rho)}, \quad \rho > 0, \quad \mu \in \mathbb{C}, \quad z \in \mathbb{C} \quad (1)$$

was obtained by A. Wiman in 1905 [1, 2] and was developed in the research papers [3, 4, 5].

The Mittag-Leffler function has aroused interest primarily because of using this function for solving differential equations express in terms of fractional order derivatives, for describing anomalous diffusion processes [6, 7, 8], and also because of using this function in probability calculus and mathematical statistics [9, 10], and in many other fields dealing with differential equations of fractional order derivatives. Therefore the analytical properties of the Mittag-Leffler function were studied with great attention. General properties of the Mittag-Leffler function are described in the book [11]. A more detailed study of analytical and asymptotic properties of the Mittag-Leffler function was undertaken in the book [12]. In this book the integral representation of the Mittag-Leffler function expressed in terms of the loop integral was obtained. Later this integral representation was used in the article [13]. The authors proceed from integrating on complex variable to integrating on real variable and obtained integral representations expressing the Mittag-Leffler function in terms of improper and definite integrals. One can find more detailed information on the Mittag-Leffler function and its properties in the review article [14] and treatises [15, 16, 17, 18]. Despite the fact that the Mittag-Leffler function properties have been studied with great attention, there appeared to be rather an important gap in this issue. In particular, the integral representation obtained in the book [12], turned out to be incorrect.

[☆]This work was supported by the Russian Foundation for Basic Research (projects No 19-44-730005, 20-07-00655, 19-29-12039 and 18-51-53018)

Email address: saenkovv@gmail.com (Saenko V. V.)

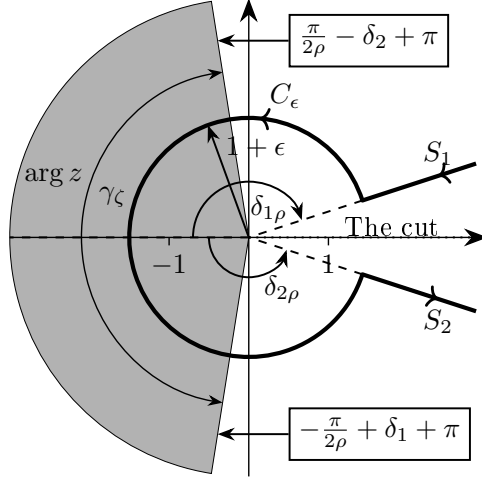


Figure 1: The contour of integration γ_ζ . The domain satisfying the condition (2) is painted grey

Detailed study of the corresponding lemma (see lemma 3.2.1 in [12]) revealed a mistake in the proof. A more extensive description of the issue is given below. Unfortunately, the error has not been noticed by now, which caused a series of papers using this incorrect integral representation [19, 13, 17]. The situation makes it necessary to reconsider the problem of the Mittag-Leffler function integral representation and to obtain the correct integral representation.

2. Integral representation of the Mittag-Leffler function

Integral representation for the two-parameter Mittag-Leffler function is determined by the theorem below. In the proving of the theorem an integral representation for the gamma function, determined by the corollary 1 will be used. This integral representation allows to connect the contour of integration in the integral representation of the $E_{\rho,\mu}(z)$ function with the value of $\arg z$. To prove the theorem below we will use the approach to the proof of the corresponding lemma which was described in the book [12]. Thus, the following theorem is true for the function $E_{\rho,\mu}(z)$.

Theorem 1. For any real-valued $\rho, \delta_{1\rho}, \delta_{2\rho}, \epsilon$ such that $\rho > 1/2$, $\frac{\pi}{2\rho} < \delta_{1\rho} \leq \min(\pi, \pi/\rho)$, $\frac{\pi}{2\rho} < \delta_{2\rho} \leq \min(\pi, \pi/\rho)$, $\epsilon > 0$, any $\mu \in \mathbb{C}$ and any $z \in \mathbb{C}$ such that

$$\frac{\pi}{2\rho} - \delta_{2\rho} + \pi < \arg z < -\frac{\pi}{2\rho} + \delta_{1\rho} + \pi \quad (2)$$

the Mittag-Leffler function can be represented as

$$E_{\rho,\mu}(z) = \frac{\rho}{2\pi i} \int_{\gamma_\zeta} \frac{\exp\{(z\zeta)^\rho\} (z\zeta)^{\rho(1-\mu)}}{\zeta - 1} d\zeta. \quad (3)$$

Where the contour of integration γ_ζ have the form (fig. 1)

$$\gamma_\zeta = \begin{cases} S_1 = \{\zeta : \arg \zeta = -\delta_{1\rho} - \pi, \quad |\zeta| \geq 1 + \epsilon\}, \\ C_\epsilon = \{\zeta : -\delta_{1\rho} - \pi \leq \arg \zeta \leq \delta_{2\rho} - \pi, \quad |\zeta| = 1 + \epsilon\}, \\ S_2 = \{\zeta : \arg \zeta = \delta_{2\rho} - \pi, \quad |\zeta| \geq 1 + \epsilon\}. \end{cases} \quad (4)$$

PROOF OF THE THEOREM. Let us use the Corollary 1. We perform in (A.4) the substitution of integration variable $\tau = u^\rho$ and consider first the way the contour of integration is being transformed $\gamma_\lambda(\delta_1, \delta_2, \psi_\lambda)$. As a result, we obtain

$$u = \tau^{1/\rho} = |\tau|^{1/\rho} \exp\{i(1/\rho) \arg \tau\} \Rightarrow |u| = |\tau|^{1/\rho}, \arg u = (1/\rho) \arg \tau. \quad (5)$$

In the complex plane τ the δ_1 angle admitted region is defined by the $\pi/2 < \delta_1 \leq \pi$ angular domain of opening angle $\pi/2$. Using (5) we obtain that this angular domain is mapped onto the angular domain $\pi/(2\rho) < \delta_{1\rho} \leq \pi/\rho$ in the plane u of opening angle $\pi/(2\rho)$, with $\delta_{1\rho} = \delta_1/\rho$. As we can see under $1/2 < \rho < 1$ the opening angle of this angular domain is more than $\pi/2$. Therefore we limit the $\delta_{1\rho}$ angle admitted region so that the right border does not go beyond π . As a result, we have $\pi/(2\rho) < \delta_{1\rho} \leq \pi$ under $\rho < 1$. Under $\rho \geq 1$ opening angle is less than $\pi/2$, and therefore the right border of the sector for any $\rho \geq 1$ will be less than π . Combining these two cases, we obtain

$$\pi/(2\rho) < \delta_{1\rho} \leq \min(\pi, \pi/\rho).$$

Likewise, for the angle δ_2 the condition $\pi/2 < \delta_2 \leq \pi$ is transposed into the condition $\pi/(2\rho) < \delta_{2\rho} \leq \min(\pi, \pi/\rho)$. It is important, that if the maximum values of the angles $\delta_{1\rho}$ and $\delta_{2\rho}$ were not limited to the value of π , the sum $\delta_{1\rho} + \delta_{2\rho}$ would go beyond 2π . As a result, rays S_1 or S_2 of the contour of integration can traverse the complex plane crosscut and transgress to a different sheet of Riemann surface. This makes the sense of this limitation clear: such limitation of the values of $\delta_{1\rho}$ and $\delta_{2\rho}$ allows us to stay on the same sheet of Riemann surface.

Using (5) we obtain, that the ray S_1 of the contour $\gamma_\lambda(\delta_1, \delta_2, \psi_\lambda)$ (see (A.5)) is mapped onto the ray $S_{1\rho} = \{u : \arg u = -\delta_{1\rho} + \psi_{\rho\lambda}, |u| \geq \varepsilon^{1/\rho}/|\lambda|\}$, where $\psi_{\rho\lambda} = \psi_\lambda/\rho$. Likewise, the arc of circle C_ε is mapped onto the arc of circle $C_{\varepsilon\rho} = \{u : -\delta_{1\rho} + \psi_{\rho\lambda} \leq \arg u \leq \delta_{2\rho} + \psi_{\rho\lambda}, |u| = \varepsilon^{1/\rho}/|\lambda|\}$, and the ray S_2 is mapped onto the ray $S_{2\rho} = \{u : \arg u = \delta_{2\rho} + \psi_{\rho\lambda}, |u| \geq \varepsilon^{1/\rho}/|\lambda|\}$. Thus, the integration contour $\gamma_\lambda(\delta_1, \delta_2, \psi_\lambda)$ is mapped onto the contour

$$\gamma_\rho(\delta_{1\rho}, \delta_{2\rho}, \psi_{\rho\lambda}) = \begin{cases} S_{1\rho} = \{u : \arg u = -\delta_{1\rho} + \psi_{\rho\lambda}, |u| \geq \varepsilon^{1/\rho}/|\lambda|\}, \\ C_{\varepsilon\rho} = \{u : -\delta_{1\rho} + \psi_{\rho\lambda} \leq \arg u \leq \delta_{2\rho} + \psi_{\rho\lambda}, |u| = \varepsilon^{1/\rho}/|\lambda|\}, \\ S_{2\rho} = \{u : \arg u = \delta_{2\rho} + \psi_{\rho\lambda}, |u| \geq \varepsilon^{1/\rho}/|\lambda|\}, \end{cases}$$

where $\pi/(2\rho) < \delta_{1\rho} \leq \min(\pi, \pi/\rho)$, $\pi/(2\rho) < \delta_{2\rho} \leq \min(\pi, \pi/\rho)$, $\frac{\pi}{2\rho} - \delta_{2\rho} - \frac{1}{\rho} \arg \lambda < \psi_{\rho\lambda} < -\frac{\pi}{2\rho} + \delta_{1\rho} - \frac{1}{\rho} \arg \lambda$.

Now, performing the substitution of the variable of integration $t = u^\rho$ in the integral (A.4), we obtain

$$\frac{1}{\Gamma(s)} = \frac{\rho \lambda^{1-s}}{2\pi i} \int_{\gamma_\rho(\delta_{1\rho}, \delta_{2\rho}, \psi_{\rho\lambda})} e^{\lambda u^\rho} u^{\rho(1-s)-1} du.$$

Let us now insert this formula into the Mittag-Leffler function (1) and obtain

$$\begin{aligned} E_{\rho, \mu}(z) &= \sum_{k=0}^{\infty} \frac{z^k}{\Gamma(\mu + k/\rho)} = \sum_{k=0}^{\infty} z^k \frac{\rho \lambda^{1-\mu-\frac{k}{\rho}}}{2\pi i} \int_{\gamma_\rho(\delta_{1\rho}, \delta_{2\rho}, \psi_{\rho\lambda})} e^{\lambda u^\rho} u^{\rho(1-\mu-\frac{k}{\rho})-1} du \\ &= \frac{\rho \lambda^{\frac{1}{\rho}}}{2\pi i} \int_{\gamma_\rho(\delta_{1\rho}, \delta_{2\rho}, \psi_{\rho\lambda})} e^{(\lambda^{1/\rho} u)^\rho} (\lambda^{1/\rho} u)^{\rho(1-\mu)-1} \sum_{k=0}^{\infty} \left(\frac{z}{\lambda^{1/\rho} u} \right)^k du \quad (6) \end{aligned}$$

As ε is arbitrary, we choose it so that $\varepsilon > |z|/|\lambda|^{1/\rho}$. This implies

$$\sup_{u \in \gamma_\rho(\delta_{1\rho}, \delta_{2\rho}, \psi_{\rho\lambda})} \left| \frac{z}{\lambda^{1/\rho} u} \right| < 1 \quad (7)$$

Using the geometric progression formula for the sum under the integral sign in (6) we obtain

$$\sum_{k=0}^{\infty} \left(\frac{z}{\lambda^{1/\rho} u} \right)^k = \lim_{n \rightarrow \infty} \sum_{k=0}^n \left(\frac{z}{\lambda^{1/\rho} u} \right)^k = \lim_{n \rightarrow \infty} \frac{1 - \left(\frac{z}{\lambda^{1/\rho} u} \right)^{n+1}}{1 - \frac{z}{\lambda^{1/\rho} u}} = \frac{1}{1 - \frac{z}{\lambda^{1/\rho} u}}$$

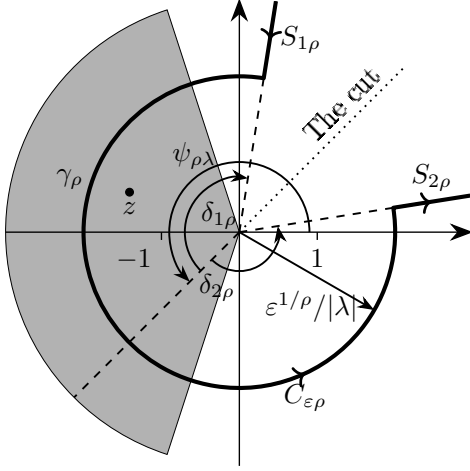


Figure 2: The contour $\gamma_\rho(\delta_{1\rho}, \delta_{2\rho}, \psi_{\rho\lambda})$ at $\arg \lambda = -\rho\pi$. The angular domain satisfying the condition (10) is painted gray

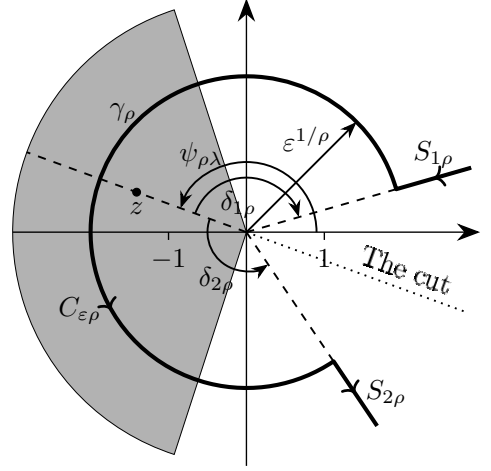


Figure 3: The contour $\gamma_\rho(\delta_{1\rho}, \delta_{2\rho}, \psi_{\rho\lambda})$ at $\arg \lambda = -\rho\pi$ and $\psi_{\rho\lambda} = \arg z$. The angular domain satisfying the condition (13) is painted gray

Inserting the result into (6), we obtain

$$E_{\rho,\mu}(z) = \frac{\rho\lambda^{1/\rho}}{2\pi i} \int_{\gamma_\rho(\delta_{1\rho}, \delta_{2\rho}, \psi_{\rho\lambda})} \frac{\exp\left\{(\lambda^{1/\rho}u)^\rho\right\} (\lambda^{1/\rho}u)^{\rho(1-\mu)-1}}{1 - \frac{z}{\lambda^{1/\rho}u}} du \quad (8)$$

We consider only the case of

$$\pi/2 < \arg z < 3\pi/2 \quad (9)$$

and choose $\arg \lambda = -\rho\pi$. Such a choice of the value of $\arg \lambda$ means the contour rotation $\gamma_\rho(\delta_{1\rho}, \delta_{2\rho}, \psi_{\rho\lambda})$ by the angle $-\pi$ counterwise. Indeed, as we can see it from (5), as a result of changing the variable $t = u^\rho$, the angle of rotation corresponding $\arg \lambda$ in the plane t is mapped into the angle $\frac{1}{\rho} \arg \lambda$ on the plane u . To rotate the contour by the angle $-\pi$ in the plane u we should choose $\arg \lambda = -\rho\pi$. Thus, the contour takes the form (see. fig. 2)

$$\gamma_\rho(\delta_{1\rho}, \delta_{2\rho}, \psi_{\rho\lambda}) = \begin{cases} S_{1\rho} = \{u : \arg u = -\delta_{1\rho} + \psi_{\rho\lambda}, |u| \geq \varepsilon^{1/\rho}/|\lambda|\}, \\ C_{\varepsilon\rho} = \{u : -\delta_{1\rho} + \psi_{\rho\lambda} \leq \arg u \leq \delta_{2\rho} + \psi_{\rho\lambda}, |u| = \varepsilon^{1/\rho}/|\lambda|\}, \\ S_{2\rho} = \{u : \arg u = \delta_{2\rho} + \psi_{\rho\lambda}, |u| \geq \varepsilon^{1/\rho}/|\lambda|\}, \end{cases}$$

where $\pi/(2\rho) < \delta_{1\rho} \leq \min(\pi, \pi/\rho)$, $\pi/(2\rho) < \delta_{2\rho} \leq \min(\pi, \pi/\rho)$ and

$$\frac{\pi}{2\rho} - \delta_{2\rho} + \pi < \psi_{\rho\lambda} < -\frac{\pi}{2\rho} + \delta_{1\rho} + \pi. \quad (10)$$

Thus we have rotated the contour $\gamma_\rho(\delta_{1\rho}, \delta_{2\rho}, \psi_{\rho\lambda})$ in such a way that the angular domain (10) intersected the angular domain (9). We can see that $\psi_{\rho\lambda}$ can take on arbitrary values satisfying the condition (10). Let us take an advantage of this arbitrariness and choose

$$\psi_{\rho\lambda} = \arg z. \quad (11)$$

Without reducing generality, let us choose $|\lambda| = 1$. As a result, the contour $\gamma_\rho(\delta_{1\rho}, \delta_{2\rho}, \psi_{\rho\lambda})$ takes the form (see. fig. 3)

$$\gamma_\rho(\delta_{1\rho}, \delta_{2\rho}, \arg z) = \begin{cases} S_{1\rho} = \{u : \arg u = -\delta_{1\rho} + \arg z, |u| \geq \varepsilon^{1/\rho}\}, \\ C_{\varepsilon\rho} = \{u : -\delta_{1\rho} + \arg z \leq \arg u \leq \delta_{2\rho} + \arg z, |u| = \varepsilon^{1/\rho}\}, \\ S_{2\rho} = \{u : \arg u = \delta_{2\rho} + \arg z, |u| \geq \varepsilon^{1/\rho}\}, \end{cases} \quad (12)$$

where $\frac{\pi}{2\rho} < \delta_{1\rho} \leq \min\left(\pi, \frac{\pi}{\rho}\right)$, $\frac{\pi}{2\rho} < \delta_{2\rho} \leq \min\left(\pi, \frac{\pi}{\rho}\right)$,

$$\frac{\pi}{2\rho} - \delta_{2\rho} + \pi < \arg z < -\frac{\pi}{2\rho} + \delta_{1\rho} + \pi, \quad (13)$$

And the formula (8) takes the form

$$E_{\rho,\mu}(z) = \frac{\rho e^{-i\pi}}{2\pi i} \int_{\gamma_\rho(\delta_{1\rho}, \delta_{2\rho}, \arg z)} \frac{\exp\{(ue^{-i\pi})^\rho\} (ue^{-i\pi})^{\rho(1-\mu)-1}}{1 - \frac{z}{u} e^{i\pi}} du, \quad \lambda = e^{-i\rho\pi}. \quad (14)$$

It should be noted that as we have chosen the value $\psi_{\rho\lambda} = \arg z$, so this imposed the condition (13) on $\arg z$. Now we substitute the variable of integration $u = \zeta z e^{i\pi}$ in this formula. We have

$$\zeta = \frac{u}{z} e^{-i\pi} \Rightarrow |\zeta| = \frac{|u|}{|z|}, \quad \arg \zeta = \arg u - \arg z - \pi.$$

As a result of this substitution the ray $S_{1\rho}$ of the contour (12) will be mapped into the ray $S_1 = \{\zeta : \arg \zeta = -\delta_{1\rho} - \pi, |\zeta| \geq \varepsilon^{1/\rho}/|z|\}$ on the plane ζ . It should be noted that under such a substitution the condition (7) will take the form

$$\inf_{\zeta \in \gamma_\zeta} |\zeta| > 1.$$

It means that the value of ε is chosen so that $\varepsilon^{1/\rho}/|z| > 1$. Labeling for convenience

$$\varepsilon^{1/\rho}/|z| = 1 + \epsilon, \quad \epsilon > 0 \quad (15)$$

We obtain $S_1 = \{\zeta : \arg \zeta = -\delta_{1\rho} - \pi, |\zeta| \geq 1 + \epsilon\}$. Likewise, considering the mapping of the arc of the $C_{\varepsilon\rho}$ and the ray $S_{1\rho}$ from the complex plane u onto the complex plane ζ we obtain that the contour (12) is mapped into the contour

$$\gamma_\zeta = \begin{cases} S_1 = \{\zeta : \arg \zeta = -\delta_{1\rho} - \pi, |\zeta| \geq 1 + \epsilon\}, \\ C_\epsilon = \{\zeta : -\delta_{1\rho} - \pi \leq \arg \zeta \leq \delta_{2\rho} - \pi, |\zeta| = 1 + \epsilon\}, \\ S_2 = \{\zeta : \arg \zeta = \delta_{2\rho} - \pi, |\zeta| \geq 1 + \epsilon\}, \end{cases}$$

where $\frac{\pi}{2\rho} < \delta_{1\rho} \leq \min\left(\pi, \frac{\pi}{\rho}\right)$, $\frac{\pi}{2\rho} < \delta_{2\rho} \leq \min\left(\pi, \frac{\pi}{\rho}\right)$, $\frac{\pi}{2\rho} - \delta_{2\rho} + \pi < \arg z < -\frac{\pi}{2\rho} + \delta_{1\rho} + \pi$. And substituting the variable of integration in (14) we finally obtain

$$E_{\rho,\mu}(z) = \frac{\rho}{2\pi i} \int_{\gamma_\zeta} \frac{\exp\{(z\zeta)^\rho\} (z\zeta)^{\rho(1-\mu)}}{\zeta - 1} d\zeta,$$

We should make a crucial caveat. The book [12] offers the proof of a lemma expressing the integral representation of the Mittag-Leffler function (see. Lemma 3.2.1. p. 126 in [12]). Later, the paper [13] deduces the integral representation expressing the function $E_{\rho,\mu}(z)$ through improper integral in terms of the real variable from this lemma. After that, these results were included into the book [17]. But Lemma 3.2.1 in [12] turned out to be incorrect, which caused incorrectness of the results of the paper [13] and corresponding results, included in the book [17]. To gain better insight into the problem, we cite the Lemma from the book [12]. Unfortunately, the book [12] was published only in Russian. There are no English versions of this book, or at least the author has no information about them. However, the lemma, given below from [12] can be found in [17] (see. part 3.4, Lemma 3.5). The Lemma given in the book and its proof are the adapted translation of the Lemma from M. Dzhrbashyan's book.

Lemma 1 (Lemma 3.2.1 in [12] or Lemma 3.5 in [17]). *Let $\rho > 1/2$ and μ is any complex number. Then at arbitrary ρ and δ , satisfying the condition*

$$\pi/(2\rho) < \delta \leq \min(\pi, \pi/\rho)$$

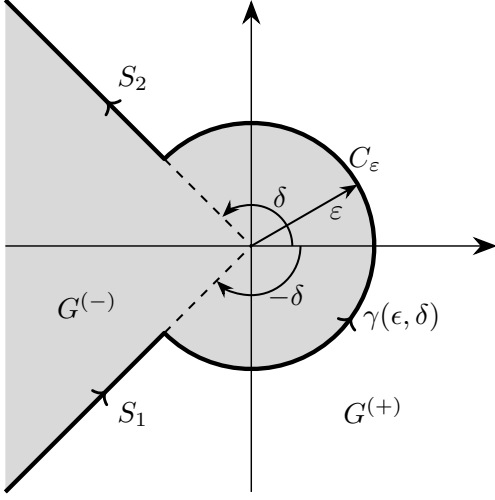


Figure 4: contour of integration $\gamma(\epsilon, \delta)$

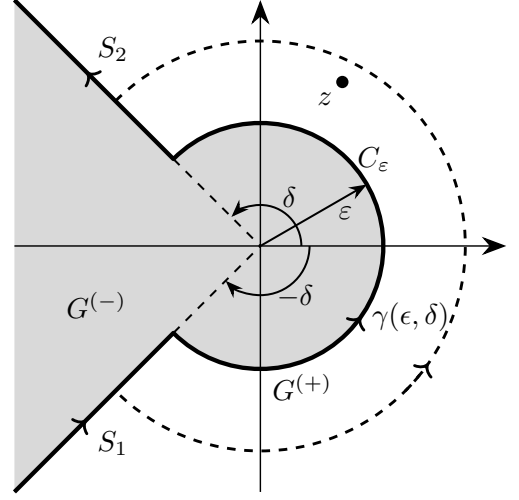


Figure 5: Contour $\gamma(\epsilon, \delta)$. The solid graph is the position of the contour $\gamma(\epsilon, \delta)$ relative to the point z in case of $z \in G^{(+)}(\epsilon, \delta)$, suggested in Lemma 3.2.1 [12], and the dashed curve is the true position of the contour relative to the point z

the following integral representations are true: if $z \in G^{(-)}(\epsilon, \delta)$, then

$$E_{\rho, \mu}(z) = \frac{\rho}{2\pi i} \int_{\gamma(\epsilon, \delta)} \frac{e^{u^\rho} u^{\rho(1-\mu)}}{u - z} du;$$

if $z \in G^{(+)}(\epsilon, \delta)$, then

$$E_{\rho, \mu}(z) = \rho e^{z^\rho} z^{\rho(1-\mu)} + \frac{\rho}{2\pi i} \int_{\gamma(\epsilon, \delta)} \frac{e^{u^\rho} u^{\rho(1-\mu)}}{u - z} du.$$

Let $\rho = 1/2$ and $\Re \mu > 0$. Then for any $\epsilon > 0$ the following representations are true: if $z \in G^{(-)}(\epsilon, \pi)$, then

$$E_{1/2, \mu}(z) = \frac{1}{4\pi i} \int_{\gamma(\epsilon, \pi)} \frac{e^{u^{1/2}} u^{\frac{1}{2}(1-\mu)}}{u - z} du;$$

If $z \in G^{(+)}(\epsilon, \pi)$, then

$$E_{1/2, \mu}(z) = \frac{1}{2} e^{z^{1/2}} z^{\frac{1}{2}(1-\mu)} + \frac{1}{4\pi i} \int_{\gamma(\epsilon, \pi)} \frac{e^{u^{1/2}} u^{\frac{1}{2}(1-\mu)}}{u - z} du$$

Here the contour of integration $\gamma(\epsilon, \delta)$ runs not in the direction of decrease $\arg u$ and is comprised of the ray $S_1 = \{u : \arg u = -\delta, |u| \geq \epsilon\}$, arc of circle $C_\epsilon = \{u : -\delta \leq \arg u \leq \delta, |u| = \epsilon\}$ and the ray $S_2 = \{u : \arg u = \delta, |u| \geq \epsilon\}$ (fig. 4). The contour $\gamma(\epsilon, \delta)$ divides the plane u into two infinite components: domains $G^{(-)}(\epsilon, \delta)$ and $G^{(+)}(\epsilon, \delta)$, lying to the left and to the right of the contour $\gamma(\epsilon, \delta)$ correspondingly.

Let us consider why this lemma is incorrect. The proof starts with studying the case $z \in G^{(-)}(\epsilon, \delta)$. Taking into account the value arbitrariness of the radius ϵ of the arc of circle C_ϵ , its value is chosen so that $\epsilon > |z|$. As a result, the following condition is true:

$$\sup_{u \in \gamma(\epsilon, \delta)} |zu^{-1}| < 1. \quad (16)$$

After that, taking into account this condition and using the gamma function integral representation to calculate the arising sum, the geometrical progression is used

$$\sum_{k=0}^{\infty} \left(\frac{z}{u}\right)^k = \lim_{n \rightarrow \infty} \sum_{k=0}^n \left(\frac{z}{u}\right)^k = \lim_{n \rightarrow \infty} \frac{1 - \left(\frac{z}{u}\right)^{n+1}}{1 - \frac{z}{u}} = \frac{1}{1 - \frac{z}{u}}$$

As a result, the following representation is obtained.

$$E_{\rho, \mu}(z) = \frac{\rho}{2\pi i} \int_{\gamma(\varepsilon, \delta)} \frac{e^{u^\rho} u^{\rho(\mu-1)}}{u - z} du$$

Then, the following case $z \in G^{(+)}(\varepsilon, \delta)$ is considered. The author writes: «Let us consider, that the point z lies to the right of the contour $\gamma(\varepsilon, \delta)$, i.e. $z \in G^{(+)}(\varepsilon, \delta)$.¹ Unfortunately, the author does not notice that because of the condition (16) this case will never be true. Indeed, as $\varepsilon > |z|$, then the contour $\gamma(\varepsilon, \delta)$ for any z will always pass to the right of the point z . In fig. 5 the true position of the contour is shown with the dashed curve. Therefore, the case $z \in G^{(-)}(\varepsilon, \delta)$ will always be true for any z . So the case $z \in G^{(+)}(\varepsilon, \delta)$, studied in the Lemma, is incorrect. A similar situation takes place in case $\rho = 1/2$. *It should be noted, however, that it is the case $z \in G^{(+)}(\varepsilon, \delta)$, that is incorrect in the lemma 1. Results, concerning the case $z \in G^{(-)}(\varepsilon, \delta)$, will be true.*

It should be noted, that proving the theorem 1 we used the corollary 1, showing that the gamma function contour of integration can be rotated. As a result of using this property, the contour of integration in the representation (3) is connected with the value of $\arg z$. This relation was set with the equation (11) positioning the contour of integration according to the value of $\arg z$ (see fig. 3). The fact that the contour of integration is related to the value of $\arg z$ is the development of the representation (3) in comparison with existing versions. For example, in the Lemma 1 the contour of integration $\gamma(\varepsilon, \delta)$ is related to the number z and only in terms of $|z|$, but $\arg z$ did not influence the contour orientation. It is relevant also for the integral representation given in the book [11] (see. paragraph 18.1 formula (3)). In addition to the orientation the contour of integration is also related to the value of $|z|$ by the ratio (15). This ratio shows that the arc of circle $|z|$ radius in the contour γ_z , defined by (4), should always be greater than unity. If $|z| \leq 1$, then in this case the condition (7) is violated, which results in the divergence of the sum in (6).

3. Conclusion

The Mittag-Leffler function is of great importance for the theory of fractional integral and fractional differential equations. In its nature, this function is a proper function of certain operators of fractional integration and fractional differentiation. Therefore the solution of these equations should be expressed in terms of the Mittag-Leffler function. Despite the importance of this function, the existing integral representation of this function obtained in the paper [12] proved to be incorrect. Taking into account that integral representation is important in terms of calculating the value of the function and in terms of the analysis of asymptotic behavior of the function, obtaining the correct integral representation of the Mittag-Leffler function is an essential task.

The integral representation for the two-parameter Mittag-Leffler function is obtained in this article. It expresses the value of the function $E_{\rho, \mu}(z)$ in terms of the loop integral. The obtained integral representation is true not for all values of the argument of the function z , but only for those satisfying the condition (2). Carefully examining this condition we can see that the admitted range for the values of $\arg z$ is within the interval $\pi/2 < \arg z < 3\pi/2$. However, this is an artificial constraint. It was introduced (see (9)) for convenience. Using the corollary 1 we can extend the admitted range of $\arg z$ for the entire complex plane. Besides, the obtained integral representation lets us define specific points of the integrand and also define parameters for analytically calculating the loop integral. Subsequently, it will be possible to proceed from

¹See [12], p. 128 the first paragraph from the bottom.

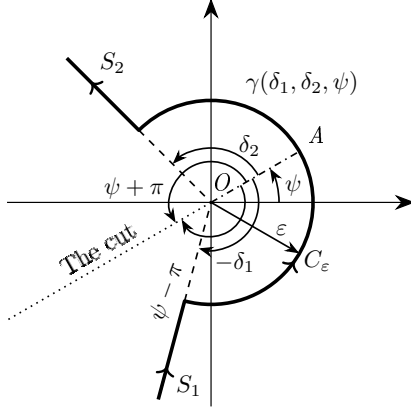


Figure A.6: Contour of integration $\gamma(\delta_1, \delta_2, \psi)$

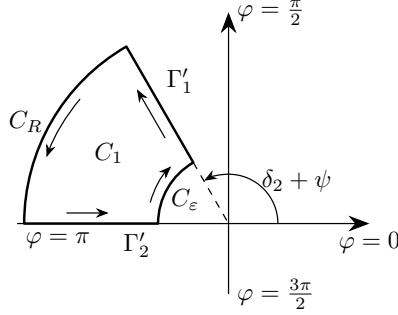


Figure A.7: auxiliary contour C_1 in the complex plane $t = re^{i\varphi}$. Values φ change in the range from 0 to 2π .

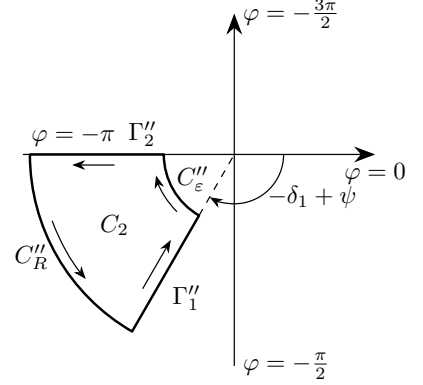


Figure A.8: Auxiliary contour C_2 in the complex plane $t = re^{i\varphi}$. Values φ change in the range from 0 to -2π .

the complex variable integration to the real variable integration for calculating the value of the Mittag-Leffler function in representation (3). This will make it possible to express the loop integral as the sum of the definite and improper integrals and calculate these integrals using the methods of numerical integration. However, all these require additional research which goes beyond this study.

Acknowledgement

The author thanks to O. I. Osetrova for translation the article into English.

Appendix A. Integral representation of the Gamma-Function

Let us consider a useful representation of the gamma function which is used in this article. We express this representation as the following lemma:

Lemma 2. For any real-valued δ_1, δ_2, ψ , such that $\pi/2 < \delta_1 \leq \pi$, $\pi/2 < \delta_2 \leq \pi$,

$$\pi/2 - \delta_2 < \psi < -\pi/2 + \delta_1 \quad (\text{A.1})$$

of any $\varepsilon > 0$ and any $s \in \mathbb{C}$ the following representation of the gamma function is true

$$\frac{1}{\Gamma(s)} = \frac{1}{2\pi i} \int_{\gamma(\delta_1, \delta_2, \psi)} e^{t} t^{-s} dt, \quad (\text{A.2})$$

where the contour $\gamma(\delta_1, \delta_2, \psi)$ has the form (see fig. A.6)

$$\gamma(\delta_1, \delta_2, \psi) = \begin{cases} S_1 = \{t : \arg t = -\delta_1 + \psi, |t| \geq \varepsilon\}, \\ C_\varepsilon = \{t : -\delta_1 + \psi \leq \arg t \leq \delta_2 + \psi, |t| = \varepsilon\}, \\ S_2 = \{t : \arg t = \delta_2 + \psi, |t| \geq \varepsilon\}. \end{cases}$$

The proof of this lemma is done on the ground of considering the three auxiliary integrals.

$$I_1 = \int_{C_1} e^{t} t^{s-1} dt, \quad I_2 = \int_{C_2} e^{t} t^{s-1} dt, \quad I(s) = \int_{\gamma(\delta_1, \delta_2, \psi)} e^{t} t^{s-1} dt,$$

where the contours C_1 and C_2 are comprised of the segments Γ'_1 and Γ''_1 , arcs of circles C_R and C''_R radius R , segments Γ'_2 and Γ''_2 and arcs of circles C_ε and C''_ε radius ε (fig. A.7 and A.8). In the complex plane t these contours are defined as follows

$$C_1 = \begin{cases} \Gamma'_1 = \{t : \arg t = \delta_2 + \psi, \varepsilon \leq |t| \leq R\}, \\ C_R = \{t : \delta_2 + \psi \leq \arg t \leq \pi, |t| = R\}, \\ \Gamma'_2 = \{t : \arg t = \pi, \varepsilon \leq |t| \leq R\}, \\ C_\varepsilon = \{t : \delta_2 + \psi \leq \arg t \leq \pi, |t| = \varepsilon\}. \end{cases} \quad \text{and} \quad C_2 = \begin{cases} \Gamma''_1 = \{t : \arg t = -\delta_1 + \psi, \varepsilon \leq |t| \leq R\}, \\ C''_\varepsilon = \{t : -\delta_1 + \psi \leq \arg t \leq -\pi, |t| = \varepsilon\}, \\ \Gamma''_2 = \{t : \arg t = -\pi, \varepsilon \leq |t| \leq R\}, \\ C''_R = \{t : \delta_2 + \psi \leq \arg t \leq \pi, |t| = R\}. \end{cases}$$

where $\pi/2 < \delta_2 + \psi < 3\pi/2$, $-3\pi/2 < -\delta_1 + \psi < -\pi/2$. Analysing the behavior of these auxiliary integrals at $R \rightarrow \infty$ and $\varepsilon \rightarrow 0$ we can show that

$$\lim_{\varepsilon \rightarrow 0, R \rightarrow \infty} (I_1 + I_2) = \lim_{\varepsilon \rightarrow 0} I(s) + \Gamma(s) (e^{-i\pi s} - e^{i\pi s}).$$

As far as the contours C_1 and C_2 represent closed loops, while subintegral functions of the integrals I_1 and I_2 are analytical functions inside the domains enclosed by the contours C_1 and C_2 , then $I_1 = 0$ and $I_2 = 0$ according to the Cauchy theorem. Therefore, it follows that

$$I(s) = \frac{2\pi i}{\Gamma(1-s)},$$

where the property $\Gamma(s)\Gamma(1-s) = \frac{\pi}{\sin(\pi s)}$ is used. Substituting in this formula $1-s \rightarrow s$ we obtain (A.2).

Corollary 1. For any $s, \lambda \in \mathbb{C}$, where $\lambda \neq 0$, any real-valued $\delta_1, \delta_2, \psi_\lambda$, such that $\pi/2 < \delta_1 \leq \pi$, $\pi/2 < \delta_2 \leq \pi$,

$$\pi/2 - \delta_2 - \arg \lambda < \psi_\lambda < -\pi/2 + \delta_1 - \arg \lambda \quad (\text{A.3})$$

And any $\varepsilon > 0$ the following representation for the gamma function is true

$$\frac{1}{\Gamma(s)} = \frac{\lambda^{1-s}}{2\pi i} \int_{\gamma_\lambda(\delta_1, \delta_2, \psi_\lambda)} e^{\lambda\tau} \tau^{-s} d\tau, \quad (\text{A.4})$$

Where the contour $\gamma_\lambda(\delta_1, \delta_2, \psi_\lambda)$ takes the form

$$\gamma_\lambda(\delta_1, \delta_2, \psi_\lambda) = \begin{cases} S_1 = \{\tau : \arg \tau = -\delta_1 + \psi_\lambda, |\tau| \geq \varepsilon/|\lambda|\}, \\ C_\varepsilon = \{\tau : -\delta_1 + \psi_\lambda \leq \arg \tau \leq \delta_2 + \psi_\lambda, |\tau| = \varepsilon/|\lambda|\}, \\ S_2 = \{\tau : \arg \tau = \delta_2 + \psi_\lambda, |\tau| \geq \varepsilon/|\lambda|\}. \end{cases} \quad (\text{A.5})$$

PROOF OF THE LEMM. Let us substitute the variable of integration $t = \lambda\tau$ in (A.2) where $\lambda \in \mathbb{C}$ we obtain

$$\frac{1}{\Gamma(s)} = \frac{\lambda^{1-s}}{2\pi i} \int_{\gamma_\lambda(\delta_1, \delta_2, \psi_\lambda)} e^{\lambda\tau} \tau^{-s} d\tau,$$

Consider now the way the contour of integration $\gamma(\delta_1, \delta_2, \psi)$ is transformed. It follows from the substitution $t = \lambda\tau$ that

$$\tau = \frac{t}{\lambda} = \frac{|t|}{|\lambda|} \exp\{i(\arg t - \arg \lambda)\} \Rightarrow |\tau| = \frac{|t|}{|\lambda|}, \arg \tau = \arg t - \arg \lambda$$

Therefore the ray S_1 of the contour $\gamma(\delta_1, \delta_2, \psi)$ is mapped into the ray $S_1^\lambda = \{\tau : \arg \tau = -\delta_1 + \psi - \arg \lambda, |\tau| \geq \varepsilon/|\lambda|\}$, the arc of circle C_ε is mapped into the arc of circle $C_\varepsilon^\lambda = \{\tau : \delta_1 + \psi - \arg \lambda \leq \arg \tau \leq \delta_2 + \psi - \arg \lambda, |\tau| = \varepsilon/|\lambda|\}$, the ray S_2 is mapped into the ray $S_2^\lambda = \{\tau : \arg \tau = \delta_2 + \psi - \arg \lambda, |\tau| \geq \varepsilon/|\lambda|\}$. Condition (A.1) takes the form

$$\pi/2 - \delta_2 - \arg \lambda < \psi - \arg \lambda < -\pi/2 + \delta_1 - \arg \lambda.$$

Introducing the formula $\psi_\lambda = \psi - \arg \lambda$ we obtain that the contour $\gamma(\delta_1, \delta_2, \psi)$ is mapped into the contour

$$\gamma_\lambda(\delta_1, \delta_2, \psi_\lambda) = \begin{cases} S_1 = \{\tau : \arg \tau = -\delta_1 + \psi_\lambda, |\tau| \geq \varepsilon/|\lambda|\}, \\ C_\varepsilon = \{\tau : -\delta_1 + \psi_\lambda \leq \arg \tau \leq \delta_2 + \psi_\lambda, |\tau| = \varepsilon/|\lambda|\}, \\ S_2 = \{\tau : \arg \tau = \delta_2 + \psi_\lambda, |\tau| \geq \varepsilon/|\lambda|\}. \end{cases}$$

where $\pi/2 - \delta_2 - \arg \lambda < \psi_\lambda < -\pi/2 + \delta_1 - \arg \lambda$.

- [1] A. Wiman, Über den Fundamentalsatz in der Theorie der Funktionen $Ea(x)$, *Acta Mathematica* 29 (1) (1905) 191–201. doi:10.1007/BF02403202.
- [2] A. Wiman, Über die Nullstellen der Funktionen $Ea(x)$, *Acta Mathematica* 29 (1905) 217–234. doi:10.1007/BF02403204. URL <http://projecteuclid.org/euclid.acta/1485887142>
- [3] P. Humbert, R. P. Agarwal, Sur la fonction de Mittag-Leffler et quelques-unes de ses généralisations., *Bull. Sci. Math.*, II. Sér. 77 (1953) 180–185.
- [4] P. Humbert, Quelques résultats relatifs à la fonction de Mittag-Leffler., *C. R. Acad. Sci.*, Paris 236 (1953) 1467–1468.
- [5] R. P. Agarwal, A propos d’une note de M. Pierre Humbert., *C. R. Acad. Sci.*, Paris 236 (1953) 2031–2032.
- [6] V. V. Uchaikin, R. T. Sibatov, Statistical model of fluorescence blinking, *Journal of Experimental and Theoretical Physics* 109 (4) (2009) 537–546. doi:10.1134/S106377610910001X. URL <http://link.springer.com/10.1134/S106377610910001X>
- [7] V. V. Uchaikin, D. O. Cahoy, R. T. Sibatov, Fractional Processes: From Poisson To Branching One, *International Journal of Bifurcation and Chaos* 18 (09) (2008) 2717–2725. doi:10.1142/S0218127408021932. URL <http://www.worldscientific.com/doi/abs/10.1142/S0218127408021932>
- [8] D. O. Cahoy, V. V. Uchaikin, W. a. Woyczynski, Parameter estimation for fractional Poisson processes, *Journal of Statistical Planning and Inference* 140 (11) (2010) 3106–3120. doi:10.1016/j.jspi.2010.04.016. URL <http://linkinghub.elsevier.com/retrieve/pii/S0378375810001837>
- [9] V. Korolev, A. Zeifman, Convergence of statistics constructed from samples with random sizes to the Linnik and Mittag-Leffler distribution, *Journal of the Korean Statistical Society* 46 (2) (2017) 161–181. doi:10.1016/j.jkss.2016.07.001. URL <http://dx.doi.org/10.1016/j.jkss.2016.07.001> <https://linkinghub.elsevier.com/retrieve/pii/S1226319216300217>
- [10] V. E. Bening, V. Y. Korolev, T. A. Sukhorukova, G. G. Gusarov, V. V. Saenko, V. V. Uchaikin, V. N. Kolokoltsov, Fractionally stable distributions, in: V. Y. Korolev, N. N. Skvortsova (Eds.), *Stochastic Models of Structural Plasma Turbulence*, Brill Academic Publishers, Utrecht, 2006, pp. 175–244. doi:10.1515/9783110936032.175. URL <http://www.degruyter.com/view/books/9783110936032/9783110936032.175/9783110936032.175.xml>
- [11] H. Bateman, *Higher Transcendental Functions*. Volume 3, McGraw-Hill Book Company, New York, 1955.
- [12] M. M. Dzhrbashian, *Integral Transforms and Representation of the functions in the Complex Domain*, Nauka. Glav. red. fiz.-mat. lit, Moscow, (in Russian), 1966.
- [13] R. Gorenflo, J. Loutchko, Y. Luchko, Computation of the Mittag-Leffler function $E_{\alpha,\beta}(z)$ and its derivative, *Fractional Calculus and Applied Analysis* 5 (4) (2002) 491–518.
- [14] H. J. Haubold, A. M. Mathai, R. K. Saxena, Mittag-Leffler Functions and Their Applications, *Journal of Applied Mathematics* 2011 (2011) 1–51. doi:10.1155/2011/298628. URL <http://www.hindawi.com/journals/jam/2011/298628/>
- [15] K. Diethelm, Mittag-Leffler function, in: *The Analysis of Fractional Differential Equations*, Vol. 2004, 2010, Ch. 4, pp. 67–73. doi:10.1007/978-3-642-14574-2. URL <http://link.springer.com/10.1007/978-3-642-14574-2>
- [16] A. M. Mathai, H. J. Haubold, Mittag-Leffler Functions and Fractional Calculus, in: *Special Functions for Applied Scientists*, 2008, Ch. 2, pp. 79–134. doi:10.1007/978-0-387-75894-7_2.
- [17] R. Gorenflo, A. A. Kilbas, F. Mainardi, S. V. Rogosin, *Mittag-Leffler Functions, Related Topics and Applications*, Springer Monographs in Mathematics, Springer Berlin Heidelberg, Berlin, Heidelberg, 2014. doi:10.1007/978-3-662-43930-2. URL <http://link.springer.com/10.1007/978-3-662-43930-2>
- [18] R. Gorenflo, F. Mainardi, S. Rogosin, Mittag-Leffler function: properties and applications, in: A. Kochubei, Y. Luchko (Eds.), *Basic Theory*, De Gruyter, Berlin, Boston, 2019, pp. 269–296. doi:10.1515/9783110571622-011. URL <http://www.degruyter.com/view/books/9783110571622/9783110571622-011/9783110571622-011.xml>
- [19] R. Gorenflo, Y. Luchko, S. Rogosin, Mittag-Leffler type functions: notes on growth properties and distribution of zeros, *Tech. Rep. Preprint / A (No 4;No 97)*, Universität Berlin Fachbereich Mathematik und Informatik (1991).