

Modular network for high accuracy object detection.

Erez Yahalomi

School of Computer science and Engineering
The Hebrew university of Jerusalem
email: erez.yahalomi@mail.huji.ac.il

Abstract. We present a novel modular object detection convolutional neural network that significantly improves the accuracy of object detection. The network consists of two stages in a hierarchical structure. The first stage is a network that detects general classes. The second stage consists of separate networks to refine the classification and localization of each of the general classes objects. Compared to a state of the art object detection networks the classification error in the modular network is improved by approximately 3-5 times, from 12% to 2.5 %-4.5%. This network is easy to implement and has a 0.94 mAP. The network architecture can be a platform to improve the accuracy of widespread state of the art object detection networks and other kinds of deep learning networks. We show that a deep learning network initialized by transfer learning becomes more accurate as the number of classes it later trained to detect becomes smaller.

...

Keywords: object detection, deep learning, computer vision, machine learning, accuracy, transfer learning, training, fine grained, convolutional neural network

1 Introduction

In this paper, we present a novel highly accurate deep learning network for computer vision object detection. In particular, for fine grained object detection. There is constant effort to increase the accuracy of deep learning objects detection networks. A major topic in object detection is fine grain object detection objects for detecting differences between similar object classes .

The main principles that guide the building of our network are modularity and hierarchy. Our object detection network denoted as modular network, consists of two stages, the first stage is an object detection network for detecting multi classes objects where the classes are general. The second stage consists of separate object detection networks, each one of them trained to detect only similar and related classes that belong to one of the general classes of the first stage network. Images in the first stage with detected objects that belong to one of the general classes are passed on to the appropriate network in second stage

for detailed identification of the object’s kind and location. We compared the detection results of our modular network to a state of the art multi class object detection network which was trained to detect the same classes as the modular network. The experiments showed that our modular network has significantly higher accuracy.

Our contributions in this paper are: 1) A simple to implement highly accurate, modular and hierarchical network for fine grained object detection. 2) We show both experimentally and theoretically that a deep learning network designed to detect a small number of classes and initially trained by transfer learning is more accurate than a network trained on more classes.

The modular network architecture suggested in this paper can be used to increase the accuracy of state of the art object detection networks by integrating them as parts of the building blocks of this network and without changing the intensive optimizations carried out on them. Other types of networks can improve their accuracy by inserting them into this modular network platform.

2 Related Work

2.1 Object detection

Notable convolutional neural networks for object detection are [20, 21, 26]. Faster R-CNN [22] that consists of: a classification network, a region proposal network which divides the image into rectangular regions, followed by regression for additional accuracy in classification and location. RetinaNet [18] is a one stage detector based on densenet and uses focal loss to handle class imbalance. Most of the state of the art object detection networks include a core image classification network such as Alexnet 7 [17], VGG [23] or Resnet [9] these networks use transfer learning based on the training on a large image data set such as Imagenet [1] and Coco [19].

2.2 Hierarchical structures

Hierarchical structures appear in many forms in computer vision, Fukushima [8] and Jarrett et al [16] proposed a neural network for visual pattern recognition based on a hierarchical network. Du et al designed a hierarchical network which on the first stage identified sub classes integrated to a single class on the last stage [7]. Kowsari et al proposed hierarchical deep learning network for text classification, [3]

2.3 Fine grained

Computer vision fine grained neural networks for recognizing similar classes were presented by Kraus et al [14] who suggested a method based on generating parts using co-segmentation and alignment, combined in a discriminative mixture to get precise identification in classification and location. Hariharan et al [6] define

the hyper-column, a pixel as the vector of activation of all CNN units above that pixel. Using hypercolumns as pixel descriptors. Singh et al [24] present a fine-grained action detector for video on a recurrent neural network. Howard et al [10] proposed a streamlined architecture that uses depth-wise separable convolutions.

3 The modular network

3.1 Modular network architecture

We present in this paper a new modular and hierarchical object detection network. The network consists of two stages, the first stage consists of a deep learning object detection network trained to detect predetermined general classes and the second stage consists of several deep learning object detection networks each trained on more fine grained classes belong to the same single general class of the first stage network. All the building blocks networks inside the modular network trained on negative images too.

Each independent deep learning network in the modular network goes independently through complete object detection processes of training and inference. The full input image data set for inference is inserted to the first stage network, if an object in an image is detected to belong to one of this network classes the image is passed to inference by the second stage network trained to detect sub classes of this class. The purpose of the second stage network is to distinguish between objects of similar classes making more detailed classification and more accurate location of the object in the image. Each sub network in the modular network was initialized by transfer learning weights trained on ImageNet database.

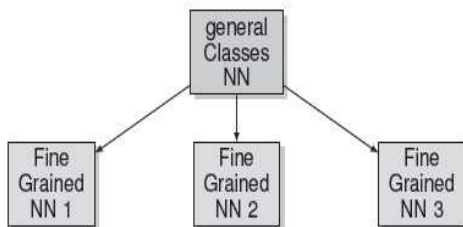


Fig. 1. A modular network whose first stage is trained to detect 3 general classes. Its second stage networks, consist of 3 separate networks each trained to detect 2 sub-classes of one of the general classes.

One of the main reasons for that makes the building blocks of our modular networks and the whole modular network are more accurate than a regular multi class network is, each of the building blocks networks inside our modular network is designated to detect fewer classes than a regular multi class network that designated to detect the same number of classes as the whole modular network.

A possible modification of the modular network is a modular network that consists of more than two hierarchical stages.

3.2 Algorithm and deep learning network construction

a. To detect multiple classes use an object detection network trained by transfer learning. Merge similar classes labels to a general class label

b. Train this network denoted as the first stage network to detect new general classes C_i and additional negative images with no labels that don't belong to any of these general classes.

c. For each of the general classes C_i , train a second stage network on the same images used to train the detection of the general class and on negative images. This time sort and label the training images with fine grained classes all belong to this general class. It is possible to train the network on other images with objects belong to these fine grained classes.

d. Input images for inference into the first stage network. Images with objects detected to belong to a general class are passed to the second stage network dedicated to this class.

e. Input the passed images for inference in the appropriate second stage network for fine grained object classification and location.

3.3 Advantages and risk of the modular network

In each of the sub convolutional neural networks inside the modular network, there are fewer classes than in a regular network designated to detect the same number of classes as the whole modular network. Thus there are more features, filters and network parameters dedicated to detection of each class, result in better accuracy in object detection. A small number of features to identify a class causing less distinction in detection of similar classes and errors in detection of rare class objects of too, since when the amount of features is small features are formed to identify objects types that appear in many images in the training. In addition when there are a few features available to identify each class more features are formed to detect multiple classes this causes errors in fine grained object detection.

Fewer classes in object detection network mean potentially less bounding boxes of detected objects in the image, which gives fewer errors in identifying the objects and finding their locations.

In the modular network training there are less images in the input data set for each of the second stage networks because the training images are distributed over several networks. This results in less parameters and features dilution of

each image or object by images and objects that not belong to the designated classes for object detection.

The advantage of the hierarchical structure of the modular network compared to detection by many few classes networks with no connection to each other is the hierarchical structure drastically cuts down the number of required inferences as the inferences are arranged in a tree structure.

The modular deep learning network in this research has some similarities to recurrent neural network [2, 12] as both networks relate to the previous stage in the network, the difference is RNN use the previous stage network weights while the modular network doesn't. This able the modular network to avoid problems of vanishing gradients or exploding gradients in the gradient back prorogation process that RNN has.

The condition the ccuracy of the modular network will be better than a multi class network is,

$$a < (a + \Delta_1)(a + \Delta_2) \quad (1)$$

a - the multi-label network accuracy, Δ_1 - the improvement in accuracy of the first stage of the modular network compared to the multi class network accuracy and Δ_2 - the improvement in accuracy of the second stage compared to the multi class network accuracy.

Assuming we use as the building block network of the modular networks the same type of object detection network as the multi class network. If the multi class network has low accuracy then the multi class network is preferred since the building blocks networks inside the modular network should have a very large accuracy improvement compared to the multi-class network accuracy for the whole modular network to be more accurate than the multi class network. For most state of the art object detection networks, their accuracy is high enough to use them as the building block network for the modular network and obtaining a modular network with higher accuracy compared to the selected state of the art object detection network. A risk of the modular network is false negatives defections in the network first stage. This may reduce accuracy as some images with true object may not be included in the input of the network second stage. To deal with this problem we designed a second version of the modular network specified for images sequence where the same object is assumed to appear in more than one image. The network architecture of this version denoted as modular network v2 is the same as modular network first version, v1, the difference is that after inference of all the images sequence in the first stage of the modular network. The entire images sequence is sent for inference to the networks in the second stage whose fine grained classes match the general classes of the objects detected in the first stage. In this way the loss of accuracy due to false negative detection in the first stage is reduced.

4 Mathematical descriptions of the results

4.1 Convolutional neural network features distribution.

Most state of the art deep learning networks initialized their network weights by transfer learning [11, 15, 4, 25, 29] from large database of images and classes. After that the network is fine-tuning by training on images objects belong to classes the network is designated to detect [29]. It is known that in the network training the kernels weights and biases values are adjusted and the features are the output of the filter's kernels convolution on input image or feature map. The features for detecting a designated class in this network are divided to two types, features that formed when training the network on objects belong to this class in the fine tuning and features that formed by training the network by other classes. N_c is the number of features that formed in the fine tuning for objects belong to a specific class denoted as c . N_c is a function of I -the total number images the deep learning network trained on in the fine tuning, I_c -the number of training images with objects of class c , g -the class's objects complexity, N_{ctot} is the total number of the features in all the classes formed by fine tuning. We approximate $N_c \sim \frac{N_{ctot} I_c}{I}$ where $g=1$. Assuming the fine tuning input image data set contains an equal number of images and objects for each class then $\frac{I_c}{I} = \frac{1}{n}$, where n -the number of classes the network designated to detect in the fine tuning. This gives $N_c \sim \frac{N_{ctot}}{n}$. It is seen that the smaller the number of classes n , the larger is the number of features dedicated to identify class c . The features for detection of c formed by training on other classes are divided to: features from the transfer learning and features formed in the fine tuning for other designated classes. N_{co} -the overall number of features for detection of class, is approximated as $N_{co} \sim \frac{N_{ctot}}{n} + N_{cTL} + N_{cFT}$. The number of features from the transfer learning that detect features in class c is denoted N_{cTL} . Where N_{cFT} is the number of features obtained in the fine tuning of other classes than c , that detect features in class c . The number of features for c formed initially for other classes is correlated to the number of classes the network trained on. The number of classes in the transfer learning is much larger than the number of classes in a regular network . For example, in our experiments the ImageNet transfer learning has 1000 classes compared to the 9 other classes in the multi class network. Thus the number of the features from other classes obtained in the fine tuning and use to detect class c N_{cFT} is negligible compared to the features based on the transfer learning and we can approximate $N_{co} \sim \frac{N_{ctot}}{n} + N_{cTL}$. The two major factors determine the number of features for detecting class c is 1. N_c the number of features formed by fine tuning for class c , which in this approximation is inversely proportional to n the number of designated classes for detection by the network, the smaller is n more features are designated to class c making class c object detection more accurate. 2. N_{cTL} the features obtained from the transfer learning.

4.2 Convolutional neural network classification error estimation by Bayes error.

For probing the image classification error we use a statistical approach based on Bayes error and Bayesian decision theory[28, 27, 5, 13]. Let $x=x_1 \dots x_f$ be the features space. Let c be a set of classes $c=c_0 \dots c_n$. Every detection of an object in an image is defined by a set of features that are active if this object appears in an image, for example, the features set $x_m \dots x_p$ identify objects belong to class C_1 . As an example of estimating the classification error or accuracy of the networks in this research, we analyze a theoretical example of two fine grained classes detection C_1 and C_0 . We use Bayes error estimation to estimate the probability of error in classification. According to Bayes error estimation when there is a probability density that a feature x_i is activated, i.e there is a probability that feature x_i appears in the feature map when there is object of class C_0 in the image and this feature has another probability density to be activated when an object of class C_1 is in the image, the classification error caused by feature x_i is the smallest probability density between these two probabilities densities. The sum of the classification errors caused by all the features is the classification error according to Bayes error estimation. Assuming for each of the features in the network the probability densities to be activates by classes C_1 or C_0 are known. Additional approximation we add is the number of features dedicated to detect negative images is negligible.

For all the features x_i the probability for error in classification is describes in equation 2, Where $P(C_0)$, $P(C_1)$ are the prior probability densities of class C_0 and C_1 respectively. $P(x_i|C_0)$, $P(x_i|C_1)$ are the conditional probability densities that feature x_i detect feature of the class given the class is C_0 or C_1 respectively.

Additional criterion in our model is the significance of the feature in the classification. The reason is if an active feature does not influence the classification of an object it does not contribute to the classification probability of the object class. The quantity definition is how many times feature x_i was essential for the classification of the class from all the time this feature was activated by this class objects. This can be determined for example by erasing activated feature x_i from the features maps and obtain if the object classification was changed or its classification probability was changed. The criterion's weights for feature x_i and classes C_0 and C_1 are denoted by $w_i(C_0)$ and $w_i(C_1)$ respectively.

$$P_{error} = \sum_{i=1}^{N_f} \min(P(x_i|C_0)P(C_0)w_i(C_0), P(x_i|C_1)P(C_1)w_i(C_1)) \quad (2)$$

The probability densities for each of the feature x_i to classify classes C_0 and C_1 is presented in discrete values, which we approximate as a continues graph. Graphs 1-3 illustrates the features probabilities densities activation in the modular and multi-class networks by classes C_0 and C_1 . The X-axis in the graph will be the feature space. N_f is the total number of features in the network

it is different for each network. The Y axis is the probability density that a feature is activated by class C_0 or C_1 . The features in the graph are set that all features with probability of matching a particular class are in the same region on the x axis. Features that have a probability of matching the two classes will be displayed in the graph in a common area for both classes. The error in classification between classes C_0 and C_1 defined by Bayes error approximation as the sum of or integration on every feature minimal probability density between classes C_0 and C_1 mutual area graphs 1-3 , which is the overlapping area of classes C_0 and C_1 curves the graphs.

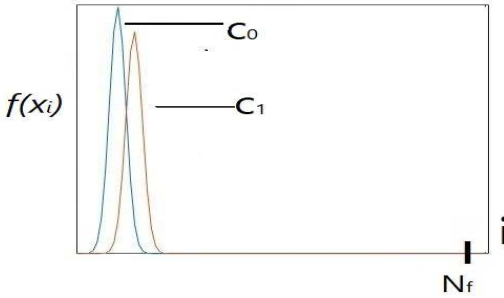
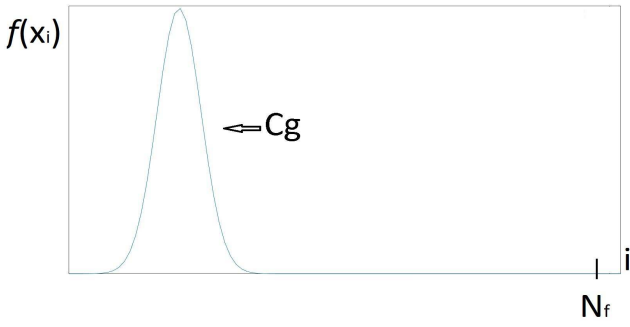
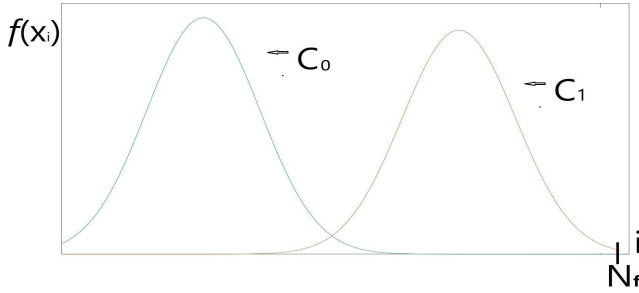


Fig. 2. graph.1

Graph.1 illustrates the multi-class network features probability distribution. The network trained by ten classes. The active features are about a quarter of the total features in the network. The two classes are 20 percents of the classes that this network was trained to detect in addition there are basic features that are common to several classes. There is a large overlap area between the features of classes C_0 and C_1 compared to the total areas of classes C_0 and C_1 features. Which according to the Bayes error estimation indicates a large error in the classification. Graph. 2 illustrates the first stage network in the modular network the general classes network. This network detects objects of five general classes and additional negative category. The region of the features that active by classes C_0 and C_1 is presented by a single area because C_0 and C_1 both are defined to belong to the same general class denoted as C_g . Where $C_g = C_0 \cup C_1$. The activated features estimated as a quarter of the features in the network. They include features that only belong to C_g and basic features that identify several general classes. The error in classification in the general classes network would derive from miss classification by features that detect additional classes to C_0 and C_1 and don't show in graph.2.

**Fig. 3.** graph.2**Fig. 4.** graph.3

Graph.3 presents the networks of the second stage in the modular network. This network trained to detect only two classes and negative images. The features in this network are distributed between classes C_0 and C_1 . The overlap region area of the two classes is small compared to the classes total areas, this indicates the classification error is small. An additional reason for small probability for miss classification is since the number of features for each class is large the features are trained to detect more detailed features, which reduce the error probability for miss classification.

Another suggested approximation is to estimate the Bayes error only by the features of the last layer because their probability density for classifying classes C_1 and C_0 includes the influence of features in the previous layers.

5 Experiments

5.1 Implementation

The original training image data set contains 522 images distributed between 10 classes or five couples of similar classes. The images augmented to 46,044 training images by mirroring, sharpness, brightness and contrast augmentations these images used as the training data set to both the nodular network and the multi class network. The size of each of the original images in the data is up to 800*800 pixels. The size of the output images of the network is 800*800 pixels. For the multi-class network and the building blocks networks of the modular network we used the state of art object detection network Faster R-CNN with backbone classification network VGG 16. The Faster R-CNN network is initialized by training on ImageNet 2012 database contained 1.2 million images for training and 50k validation images in 1,000 categories. The sub networks inside the modular network and the multi-class network all have the same hyper-parameters values previously optimized on different classes than the classes the networks trained to detect, to make the comparison between a multi class network and the modular network unbiased. Fine tuning training was made in all the networks inside the modular network and the multi-class network and included all the networks layers. Each of the networks trained for 40 epochs, with learning rates of: 0.001 on the first 10 epochs, 0.0001 on the next 10 epochs and 0.00001 on the last 20 epochs. The test data set contained 125 original images distributes similarly between four classes: two dog species Pekinese and Spaniel and two planets Mars and Saturn. Both the modular network and the multi class network both inferred on this test data. Most of the original images for the training and the test sets were taken from the Caltech 101 image database and the rest randomly from the internet.

5.2 Experiments results

multi-class network The multi class object detection network was trained to detect ten classes and negative images, with training loss of 0.0229 , the training loss is defined in Faster RCNN paper [22]. The multiclass network inference results are 0.87 mAP and 12% error.

modular network The modular network has two stages. The first stage network was trained on the same training data set as the multi class network including the negative images but labeled with five general classes instead of the more detailed 10 classes of the multiclass network. The modular network first stage classes are dog, planet, bike, boat, bird each of these classes is a unification of a couple of similar classes from the 10 classes labeled for training by the multiclass network, the training loss is 0.0216. In the second stage each network trained on two fine grained or similar classes as the multiclass network was trained on and the same negative images. For example, one network trained on two dog species classes Pekinese and Spaniel with training loss of 0.0151 loss, a second network

was trained to detect two solar planets; Mars, Saturn with training loss of 0.0170. The network was trained only on images of these classes from the initial training data set. The modular network v1 inference results are 0.94 mAP and 4.5% error. The modular network v2 inference results are 0.95 mAP and 2.5% error.

The experimental results indicate the modular network is significantly more accurate than the multi-class network.

Network	dogs AP		planets AP		mAP
	Spaniel	pekinese	Mars	Saturn	
Modular net v1	0.97	0.90	0.97	0.91	0.94
Modular net v2	0.97	0.90	0.97	0.94	0.95
Multi-class	0.93	0.74	0.84	0.94	0.87
General classes modular	0.93		0.92		0.93

Table 1. Object detection average precision

Table 1 shows experiments results of the mean average precision, mAP, of the modular networks and the multi class network , tested on the same images.

The modular network v1 AP is calculated by taking into account the images detected as false negative on the first state of the modular network thereby do not appear on the mAP of the second stage, each false negative precision is rated as zero and its part in the calculation of the whole modular network mAP is one divided by the total number of this modular network inference images. For example, in table.1, the AP of Saturn in the modular network v1 is 0.91 but the AP of Saturn in the second stage network is 0.94.

Table 2 shows the experiments results of the networks classification errors. The modular network error was significantly reduced to 6% and 3% error for dogs and planets compared to 14% and 10% respectively in the multi class network.

Network	Error-dogs	Error-planets	Error-Avg
Modular network v1	6%	3%	4.5%
Modular network v2	5%	0%	2.5%
Multi-class network	14%	10%	12%
General classes Mod	1.5%	3%	2.25%

Table 2. Classification Error

In figure.5 in the first column where the images detected by the multi class network, in the first three rows there are errors in classification. While the general classes network and the fine grained network detected the same objects correctly.




Fig. 5. Left column are object detection images by the multi class network, center column are detected images by the general classes network and right column are images detected by fine grained networks

It is shown in second row images that the detection of the object location is more accurate in the right image detected by the fine grained network compared to the object location in the left image detected by the multi class network

6 Comparison with state of the art object detection network.

Table 3 shows the mAP of the modular network and state of the art object detection networks[18].

The mAP of the modular network is significantly better with a mAP of 94% compared to the other convolutional object detection networks mAP, which ranges between 44% to 61.1%. Although it should be taken into consideration that other networks were trained to detect the Coco data set of 91 classes, but the other networks trained on more images from each class, which increases the accuracy. This supports our finding that the accuracy of the object detection network is improved when the network trained on fewer classes and when training on more classes the accuracy decrease.

Backbone		mAP
Two stage method		
Faster RCNN+++	ResNet-101-C4	55.7
Faster RCNN W FPN	ResNet-101-FPN	59.1
Faster RCNN by G- RMI	Inception- ResNet-v2	55.5
Faster RCNN w TDM	Inception- TDM	55.5
One stage method		
Yolo v2	DarkNet-19	44.0
SSD513	ResNet-101-SSD	50.4
DSSD513	ResNet-101-DSSD	53.3
RetinaNet	ResNet-101-FPN	59.1
RetinaNet	ResNext-101-FPN	61.1
Our method		
Modular network v1	Faster RCNN-VGG 16	93.8
Modular network v2	Faster RCNN-VGG 16	94.6

Table 3. Object detection networks mAP in percents

7 Discussion

Most of the classification errors in the multi class network were between similar classes. The modular network version 1 and version 2 accuracy is higher by additional 7.5% to 9.5% compared to the multi-class network respectively. Which is a reduction of the classification error by 2.7 and 4.8 times respectively. We obtained that network with fewer classes is more accurate, the accuracy of a network that detects only two similar objects is 9.5% higher in compared to the multi-class network that detect 10 classes. The training results indicate that as the number of classes trained to be detected by a network become smaller the training loss become smaller too. In some of the images in the experiments the identification of the object location was improved by the modular network.

The error in the modular network second stage network that designated to detect two similar classes and the error of the whole modular network too is smaller for planets classes than dogs classes. The planet classes are less similar to each other compared to the similarity between the dog's classes. Thus the classification error is smaller if the fine grained classes are less similar.

A fundamental question in machine learning is what kind of learning has higher detection accuracy. A network that trained to detect only few focused classes or a network that trained to detect many classes of wide range subjects? From this research we obtained that a network that initially trained on a wide range of classes by transfer learning and later trained to detect few classes, by fine tuning on all the network layers is more accurate than a network initialized by transfer learning and later trained to detect larger number of classes. Previous

work on transfer learning [11, 29] obtained that a network is more accurate if it initially trained by transfer learning and later trained to detect the designated classes compared to network that only trained to detect the designated classes without transfer learning initialization. From both findings we conclude that a network initially trained by a wide range of classes as in transfer learning and then trained to detect a small number of classes is more accurate than a network trained to detect a larger number of classes with or without transfer learning initialization. In condition that similar classes from the larger number of classes network are trained on the same fewer classes network. Since training a network on similar classes may increase the fine grained detection accuracy

The accuracy our modular network achieved is higher than the accuracy of widespread state of the art object detection network and should significantly improve the accuracy of any state of the art object detection network by implementing it as building blocks of the modular network. For maintaining the same high accuracy of the modular network presents in this paper on a large number of classes (hundreds or more) we suggest adding together several modular networks in parallel for parallel operations, each designated to detect part of the classes and all have the same input images data.

8 Conclusion

The modular network presented in this paper significantly improves object detection performances in both classification and location. This is true especially for detection require differentiating between similar classes. This modular network improves state of the art deep learning object detection networks without requiring a change to those networks architecture and hyper-parameters. We found that reducing the number of classes a convolutional neural network is trained to detect increases the network accuracy. This modular network could be a platform for other kinds of networks for example, recurrent neural networks, improving their accuracy by implementing them as buildings blocks of the modular network.

Acknowledgement

This research was supported by DFG and the Israel Science Foundation.

References

1. et al, A.R.: Imagenet large scale visual recognition challenge. *International journal of computer vision* **115** (2015)
2. et al, D.: Learning representations by back-propagating errors. *Cognitive modeling* **5**(3), 1
3. et al, K.K.: Hdltex: Hierarchical deep learning for text classification. In: 2017 16th IEEE International Conference on Machine Learning and Applications (ICMLA). pp. 364–371. IEEE (2017)

4. et al, O.: Learning and transferring mid-level image representations using convolutional neural networks. In: The IEEE Conference on Computer Vision and Pattern Recognition (CVPR) (June 2014)
5. B. Juang, W.H., Lee, C.: Minimum classification error rate methods for speech recognition. *IEEE Transactions on Speech and Audio Processing* **5** (1997)
6. B.Hariharan, P. Arbelaez, R.G., J.Malik: Hypercolumns for object segmentation and fine-grained localization (2015)
7. D.Yong, W.W., Liang, W.: Hierarchical recurrent neural network for skeleton based action recognition. In: Proceedings of the IEEE conference on computer vision and pattern recognition (2015)
8. Fukushima, K.: Neocognitron: A hierarchical neural network capable of visual pattern recognition. *Neural Networks* **1** (1988)
9. He, K., Zhang, X., Ren, S., Sun, J.: Deep residual learning for image recognition. In: Proceedings of the IEEE conference on computer vision and pattern recognition. pp. 770–778 (2016)
10. Howard, A.G., Zhu, M., Chen, B., Kalenichenko, D., Wang, W., Weyand, T., Andreetto, M., Adam, H.: Mobilenets: Efficient convolutional neural networks for mobile vision applications. *arXiv preprint arXiv:1704.04861* (2017)
11. Huh, M., Agrawal, P., Efros, A.A.: What makes imagenet good for transfer learning? *arXiv preprint arXiv:1608.08614* (2016)
12. J. Fu, H.Z., Tao, M.: Look closer to see better: Recurrent attention convolutional neural network for fine-grained image recognition (2017)
13. J.Zhang, H.D.: Gene selection for classification of microarray data based on the bayes error. *BMC Bioinformatics* **8** (2007)
14. K. Jonathan, J. Hailin, Y.J., FLi: Fine-grained recognition without part annotations. In: The IEEE Conference on Computer Vision and Pattern Recognition (CVPR) (June 2015)
15. Karpathy, A.: Large-scale video classification with convolutional neural networks. In: The IEEE Conference on Computer Vision and Pattern Recognition (CVPR) (June 2014)
16. Kevin, J., Koray, K., Marc’Aurelio, R., Yann, L.: What is the best multi-stage architecture for object recognition? vol. 12 (2009)
17. Krizhevsky, A., Sutskever, I., Hinton, G.E.: Imagenet classification with deep convolutional neural networks. In: NIPS (2012)
18. Lin, T.Y., Goyal, P., Girshick, R., He, K., Dollár, P.: Focal loss for dense object detection. In: Proceedings of the IEEE international conference on computer vision. pp. 2980–2988 (2017)
19. Lin, T.Y., Maire, M., Belongie, S., Hays, J., Perona, P., Ramanan, D., Dollár, P., Zitnick, C.L.: Microsoft coco: Common objects in context. In: European conference on computer vision. pp. 740–755. Springer (2014)
20. Liu, W., Anguelov, D., Erhan, D., Szegedy, C., Reed, S., Fu, C.Y., Berg, A.C.: Ssd: Single shot multibox detector pp. 21–37 (2016)
21. Redmon, J., Divvala, S., Girshick, R., Farhadi, A.: You only look once: Unified, real-time object detection. In: Proceedings of the IEEE conference on computer vision and pattern recognition. pp. 779–788 (2016)
22. Ren, S., He, K., Girshick, R., Sun, J.: Faster r-cnn: Towards real-time object detection with region proposal networks. *IEEE Transactions on Pattern Analysis and Machine Intelligence* **39**(6), 1137–1149 (June 2017). <https://doi.org/10.1109/TPAMI.2016.2577031>
23. Simonyan, K., Zisserman, A.: Very deep convolutional networks for large-scale image recognition. *arXiv preprint arXiv:1409.1556* (2014)

24. Singh, B., Marks, T.K., Jones, M., Tuzel, O., Shao, M.: A multi-stream bi-directional recurrent neural network for fine-grained action detection. In: Proceedings of the IEEE Conference on Computer Vision and Pattern Recognition. pp. 1961–1970 (2016)
25. S.Pan, Q.Y.: Ieee transactions on knowledge and data engineering. CoRR **22** (2009)
26. Szegedy, C., Liu, W., Jia, Y., Sermanet, P., Reed, S., Anguelov, D., Erhan, D., Vanhoucke, V., Rabinovich, A.: Going deeper with convolutions. In: Proceedings of the IEEE conference on computer vision and pattern recognition. pp. 1–9 (2015)
27. Xiaomin, B., Yaming, W.: Apple image segmentation based on the minimum error bayes decision [j]. Transactions of the Chinese Society of Agricultural Engineering **5** (2006)
28. Yang, S., B.Hu: Discriminative feature selection by nonparametric bayes error minimization. IEEE Transactions on Knowledge and Data Engineering - TKDE **24** (2012)
29. Yosinski, J., Clune, J., Bengio, Y., Lipson, H.: How transferable are features in deep neural networks? In: Advances in neural information processing systems. pp. 3320–3328 (2014)