

Active Learning for Entity Alignment

Max Berrendorf^{1,*†}, Evgeniy Faerman^{1†} and Volker Tresp^{1,2}

¹Ludwig-Maximilians-Universität München, Munich, Germany

²Siemens AG, Munich, Germany

{berrendorf,faerman}@dbs.ifi.lmu.de, volker.tresp@siemens.com

Abstract

In this work, we propose a novel framework for the labeling of entity alignments in knowledge graph datasets. Different strategies to select informative instances for the human labeler build the core of our framework. We illustrate how the labeling of entity alignments is different from assigning class labels to single instances and how these differences affect the labeling efficiency. Based on these considerations we propose and evaluate different active and passive learning strategies. One of our main findings is that passive learning approaches, which can be efficiently precomputed and deployed more easily, achieve performance comparable to the active learning strategies. Moreover, we can dynamically learn to combine these scores to obtain an even better heuristic.

1 Introduction

Knowledge graphs (KG) store facts about entities in the form of (binary) relations and are increasingly used to include background knowledge into several Machine Learning tasks. While there exist various large open-source KGs, such as YAGO-3 [Mahdisoltani *et al.*, 2015], Wikidata [Vrandečić and Krötzsch, 2014], or ConceptNet [Speer *et al.*, 2017], they often contain orthogonal information, and have their respective strength and weaknesses. Hence, being able to combine information from different knowledge graphs is required in many applications. An important subtask is to identify matching entities across several graphs, called *entity alignment* (EA). Recent years witnessed substantial advances regarding the methodology, in particular involving graph neural networks (GNNs) [Sun *et al.*, 2017; Chen *et al.*, 2017; Sun *et al.*, 2018; Wang *et al.*, 2018; Pei *et al.*, 2019; Xu *et al.*, 2019; Cao *et al.*, 2019; Guo *et al.*, 2019; Trisedya *et al.*, 2019; Zhu *et al.*, 2019; Zhang *et al.*, 2019; Sun *et al.*, 2019]. Common among these approaches is that they use a set of given seed alignments, and infer the remaining ones. While there are several benchmark datasets equipped with alignments, acquiring them in practice is a cumbersome and expensive task,

often requiring human annotators. To address this problem, we propose to use *active learning* for entity alignment.

In summary, our contributions are as follows:

1. To the best of our knowledge, we are the first to propose using active learning for entity alignment in knowledge graphs. We investigate and formalize the problem, identify critical aspects and highlight differences to the classical active learning setting for classification.
2. A shortcoming of entity alignment is that learning is focused on information about aligned nodes. We show how to additionally utilise information about exclusive nodes in an active learning setting which leads to significant improvements.
3. We propose a number of different heuristics, based upon node centrality, graph and embedding coverage, Bayesian model uncertainty, and certainty matching. These include heuristics inspired by classification active learning heuristics, and heuristics we developed particularly for this task.
4. We thoroughly evaluate and discuss the empirical performance of the heuristics on a well-established benchmark dataset using a recent GNN-based model. Thereby, we show that state-of-the-art heuristics on classification tasks based upon coverage and Bayesian uncertainty perform poorly compared to surprisingly simple node centrality based approaches, and that a learned combination thereof achieves even better results.

2 Problem Setting

We study the problem of entity alignment for knowledge graphs (EA). A knowledge graph can be represented by the triple $\mathcal{G} = (\mathcal{E}, \mathcal{R}, \mathcal{T})$, where \mathcal{E} is a set of entities, \mathcal{R} a set of relations, and $\mathcal{T} \subseteq \mathcal{E} \times \mathcal{R} \times \mathcal{E}$ a set of triples. The alignment problem now considers two such graphs $\mathcal{G}^L, \mathcal{G}^R$ and seeks to identify entities common to both, together with their mapping. The mapping can be defined by the set of matching entity pairs $\mathcal{A} = \{(e, e') \mid e \in \mathcal{E}^L, e' \in \mathcal{E}^R, e \equiv e'\}$, where \equiv denotes the matching relation. While there are works using additional information such as attributes or entity labels, we solely consider the relational information conveyed by the graph structure. Thus, a subset of alignments $\mathcal{A}_{train} \subseteq \mathcal{A}$ is provided, and the task is to infer the remaining alignments

*Contact Author

†equal contribution

$\mathcal{A}_{test} := \mathcal{A} \setminus \mathcal{A}_{train}$. With $\mathcal{A}^L := \{e \in \mathcal{E}^L \mid \exists e' \in \mathcal{E}^R : (e, e') \in \mathcal{A}\}$ we denote the set of entities from \mathcal{G}^L which do have a match in \mathcal{A} , and \mathcal{A}^R analogously. With $\mathcal{X}^L = \mathcal{E}^L \setminus \mathcal{A}^L$ we denote the set of exclusive entities in the graph \mathcal{G}^L which occur neither in train nor test alignment, and \mathcal{X}^R analogously.

In practice, obtaining high quality training alignments means employing a human annotator. As knowledge graphs can become large, annotating a sufficient number of alignment pairs may require significant labeling efforts and hence might be costly. Thus, we study strategies to select the most informative alignment labels to achieve higher performance with fewer labels, which is commonly referred to as active learning. The following section surveys existing literature about active learning with particular focus to graphs, and reveals differences of the those to our setting.

3 Related Work

Classical active learning approaches [Settles, 2009] often do not perform well in batch settings with neural network architectures. Therefore, developing active learning heuristics for neural networks is an active research area. New approaches were proposed for image [Wang *et al.*, 2017; Gal *et al.*, 2017; Sener and Savarese, 2018; Yang *et al.*, 2017; Geifman and El-Yaniv, 2017; Beluch *et al.*, 2018], text [Zhang *et al.*, 2017; Shen *et al.*, 2018] and relational [Cai *et al.*, 2017; Gao *et al.*, 2018; Wu *et al.*, 2019; Ostapuk *et al.*, 2019; Li *et al.*, 2019] data. Active learning algorithms aim to select the most informative training instances. For instance, the intuition behind uncertainty sampling [Lewis and Catlett, 1994] is that instances about which the model is unconfident comprise new or not yet explored information. However, the estimation of uncertainty of neural networks is not a trivial task, since neural networks are often overconfident about their predictions [Gal and Ghahramani, 2016]. One approach to tackle this problem is to use Monte-Carlo dropout to estimate the uncertainty for active learning heuristics [Gal *et al.*, 2017; Shen *et al.*, 2018; Ostapuk *et al.*, 2019]. Alternatively, [Beluch *et al.*, 2018] demonstrated that ensembles of different models lead to better uncertainty estimation and consequently to better instance selection. The method described in [Li *et al.*, 2019] adopts a different approach and queries labels for instances for which it is most certain that they are unlabeled. For this assessment the authors propose an adversarial framework, where the discriminator differentiates between labeled and unlabeled data.

Geometric or density based approaches [Sener and Savarese, 2018; Yang *et al.*, 2017; Geifman and El-Yaniv, 2017; Cai *et al.*, 2017; Gao *et al.*, 2018; Wu *et al.*, 2019], on the other hand, aim to select the most representative instances. Therefore, unlabeled instances are selected for labeling in such a way that labeled instances cover unlabeled data in embedding space. Other approaches to estimate the informativeness of unlabeled samples use, e.g., the expected length of gradient [Zhang *et al.*, 2017].

Active learning approaches with neural networks on relational data were so far applied to the classification of nodes in homogeneous graphs [Cai *et al.*, 2017; Gao *et al.*, 2018; Wu *et al.*, 2019; Li *et al.*, 2019] and link prediction in knowl-

edge graphs [Ostapuk *et al.*, 2019]. Note, that [Cortés *et al.*, 2012; Cortés and Serratos, 2013] propose active learning approaches for the graph matching problem where the matching costs are known *in advance* and the goal is to minimize assignment costs. This is different from our task, where the goal is to learn meaningful representations of the entities.

4 Methodology

In this section, we introduce our proposed labeling setting, and describe data post-processing to leverage exclusive nodes. Moreover, we propose a multitude of new labeling strategies, from which some are inspired by existing state-of-the-art heuristics for classification and others are developed completely new based on our intuitions. Finally, we present our evaluation framework for the evaluation of different heuristics.

4.1 Labeling Setting

Since we are dealing with the matching of knowledge graphs, where entities have meaningful labels, we assume that human annotators use these entity names for matching. Therefore, we see two different possibilities to formulate the labeling task:

- The system presents annotators with possible matching pairs and they label it as True or False
- The system presents annotators a node from one of the two graphs and the task is to find all matching nodes in the other graph.

In the first setting, it is easier to label a single instance, since it is a yes/no question. However, since each node can have more than one matching node in the other graph, $|\mathcal{E}^L| \times |\mathcal{E}^R|$ queries are necessary to label the whole dataset. In contrast, in the second setting human annotators should be similarly skilled but the time spent per labeled instance increases, because they have to think and search for possible matchings. However, there are the following advantages of the second setting:

- (1) There are only $|\mathcal{E}^L| + |\mathcal{E}^R|$ possible queries.
- (2) In both settings, the learning algorithm needs positive matchings to start training. Assuming $|\mathcal{A}^L| \approx |\mathcal{A}^R| \approx |\mathcal{A}|$ and $|\mathcal{E}^R| \approx |\mathcal{E}^L| \approx |\mathcal{E}|$, the probability to select a match with a random query is in the first setting $|\mathcal{A}|/|\mathcal{E}|^2$, whereas for the second setting it is $|\mathcal{A}|/|\mathcal{E}|$. Additionally, in the second setting it is possible to start with some single graph based heuristics, e.g. based on some graph centrality score like degree or betweenness. For many knowledge graphs it is a valid assumption, that the probability to have a match is higher for more central nodes. Cold-start labeling performance is especially relevant, when labeling budget is restricted.
- (3) In the classical active learning scenario there is the assumption that each query returns a valid label. However, for EA the information that two nodes do not match is of limited usefulness, since negative examples can also be obtained by negative sampling. By contrast, in the second setting, we can use information about missing matchings to adapt the dataset, see 4.2.

In this paper, we focus on the second setting. Note, that heuristics relying on information from the matching model described in 4.3 can also be applied in the first setting.

4.2 Dataset Adjustment

The main motivation of the EA task is either the fusion of knowledge into the single database or exchanging information between different databases. In both cases, the main assumption is that there is information in one graph, which is not available in the other. This information comes in form of relations between aligned entities, relations with exclusive entities, or relations between exclusive entities. While larger differences between the graphs increase the value of their fusion, they also increase its difficulty. One possibility to partially mitigate this problem is to enrich both graphs independently using link prediction and transfer links between aligned entities in the training set [Cao *et al.*, 2019; Li *et al.*, 2019]. As this methodology does only deal with missing relations between shared entities, in this work we go a step further: Since we have control over the labeling process, we know which nodes are exclusive, because this information comes naturally from the annotators. Therefore, we propose to remove the exclusive nodes from the graphs for the matching step. After matching is finished, the exclusive nodes can be re-introduced. Note, that in the classical EA setting, where the graphs and partial alignments are already given and there is no control over dataset creation, the analogous removal of exclusive nodes is not possible: To determine whether a node is exclusive, or just not contained in the training alignment, requires access to the test alignments, and hence represents a form of test leakage.

4.3 Active Learning Heuristics

The main goal in active learning approaches is to select the most informative set of examples. In our setting, each query either results in matches, or a verification of the exclusiveness, both providing new information. Nodes with an alignment in the other graph contribute to the signal for the supervised training. State-of-the art GNN models for EA learn by aggregating the k-hop neighborhood of a node. Two matching nodes in the training become similar, when their aggregated neighborhood is similar. Therefore, the centrality of identified alignments, or their coverage may also affect the performance. In contrast, exclusive nodes improve training by making both graphs more similar. Since it is not clear from the outset, what affects the final performance most, we analyze heuristics with different types of inductive biases.

Node Centrality in Graphs Selecting nodes with a high centrality in the graph has the following effects: (a) a higher probability to have a matching in the opposite graph, and (b) updates for a larger number of neighbors in case of a match, or significant graph changes when being exclusive. Although, there is a large variety of different centrality measures in graphs [Das *et al.*, 2018], in this work, we evaluated *betweenness*, *closeness*, *degree*, *harmonic*, and *pagerank*.

Graph Coverage Real-World graphs tend to have densely connected components [Faerman *et al.*, 2018]. In this case,

if nodes for labeling are selected according to some centrality measure, there may be a significant overlap of neighborhoods, while large portions of the graph do receive no or very rare updates. Therefore, we propose a heuristic, seeking to distribute labels across the graph. We adopt an *approximate vertex cover* algorithm [Puthal *et al.*, 2015] to define an active learning heuristic for entity alignment. Each node is initialised with a weight equal to its degree. Subsequently, we select the node from both graphs with the largest weight, remove it from the candidate list, and decrease the weight of all its neighbors.

Embedding Space Coverage The goal of embedding space coverage approaches is to cover the parts of the embedding space containing data as well as possible. Here we adapt the state-of-the art method *coreset* [Sener and Savarese, 2018] for the EA task. Thereby, we aim to represent the embedding space of each graph by nodes with *positive* matchings. We adapt a greedy approach from [Sener and Savarese, 2018], because its performance was similar to the mixed integer program algorithm, while being significantly faster. In the process of node selection, it is not known whether nodes in the same batch have matchings or are exclusive. Thereby, in each step, each candidate node is associated with a score according to its distance to nearest positive matching or the nodes already selected as potential positives in the same batch. The node with the largest distance to a closest positive point is added to the batch.

Uncertainty Matching Uncertainty-based approaches are motivated by the idea, that the most informative nodes are those for which the model is most uncertain about the final prediction. We reformulate EA as classification problem, where the number of classes corresponds to the number of matching candidates and normalize the vector of similarities to the matching candidates with the softmax operation. A typical uncertainty metric for classification is *Shannon entropy* computed over the class probability distribution, where large entropy corresponds to high uncertainty. We can employ *Monte-Carlo Dropout* to compute a Bayesian approximation of the softmax for the entropy analogously to [Gao *et al.*, 2018]. However, for the EA task we are more interested in the *model* uncertainty than in the *prediction* uncertainty [Gal, 2016]. When the model predicts a similar, yet uncertain matching distribution across multiple dropout masks, i.e. its prediction is uncertain, this may indicate an exclusive node. Thus, *model uncertainty* is more important to us, i.e. when the model produces different probability distributions for different dropout masks. We employ *BALD* [Houlsby *et al.*, 2011], a heuristic assessing the model certainty in average. To validate our intuition we also include *entropy* and *variation ratio* in our analysis with Monte-Carlo Dropout for all three uncertainty heuristics. Note, that a large number of classes may lead to similar entropy and BALD values for the whole dataset. To mitigate this effect we employ softmax temperature [Hinton *et al.*, 2015].

Certainty Matching A distinctive property of EA is that the signal for the supervised learning is provided only by the part of the labeled nodes which have positive matching. At the same time, the number of training instances may have a

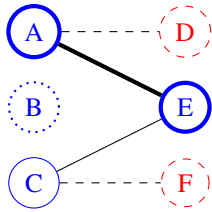


Figure 1: Visualization of node categorisation for $\mathcal{E}^L = \{A, B, C\}$, and $\mathcal{E}^R = \{D, E, F\}$. Solid lines represent training alignments, whereas dashed ones denote test alignments. Node B is the only exclusive node. All blue nodes are in the initial pool \mathcal{P}_0 . The red dashed nodes D and F may not be requested for labeling as they neither are exclusive, nor participate in a training alignment. When node A is requested, only the alignment (A, E) is returned, and A as well as E become unavailable. The second training alignment (C, E) can still be obtained by requesting C .

decisive impact on the model performance. Therefore, we propose two types of heuristics which prefer nodes having matches in the opposite graph.

Model certainty: This group of heuristics is defined analogously to uncertainty heuristics but prefers nodes with low uncertainty scores. Note that using a heuristic in conjunction with true labeling is more powerful than using pseudo-labeling [Sun *et al.*, 2018], since the proposed labels are verified through the oracle.

Learning: Over the course of model training we receive ground truth information about which nodes do have a match, and which are exclusive. Therefore, for this approach, we propose to learn an additional model, which predicts the probability of available nodes to have a match in the opposite graph and ranks them according to it. For the learning model, we use the already obtained labels to create a labeled dataset $(\mathbf{x}_j, y_j)_j$, where \mathbf{x}_j is a feature vector and y_j indicates whether the node has a matching node or not. We use the concatenation of centrality features suggested before as input vector \mathbf{x} . Therefore, the new model can learn which centrality metric or combination of them has the highest correlation with a matching chance. Note that the classifier is not restricted to use only centrality metrics, but we leave the integration of other features for future work. Using this dataset, we apply a train-validation-test split and train various machine learning models (logistic regression, random forests, extremely randomized trees, gradient boosting trees, support vector machines, k-nearest neighbor, Gaussian Naïve Bayes, AdaBoost, MLP) with different hyperparameters to predict whether this node has an alignment or not, and select the best according to validation accuracy. The predicted probability is then used as a score for the candidates from the pool.

5 Evaluation Framework

In order to evaluate active learning heuristics in-vitro, an alignment dataset comprising two graphs and labeled alignments is used. These alignments are split into training alignments \mathcal{A}_{train} and test alignments \mathcal{A}_{test} . We employ an incremental batch-wise pool-based framework.

At step i , there is a pool of potential queries $\mathcal{P}_i \subseteq (\mathcal{E}^L \cup \mathcal{E}^R)$, from which a heuristic selects a fixed number

subset	graph	$ \mathcal{T} $	$ \mathcal{E} $	$ \mathcal{R} $	$ \mathcal{A} $	$ \mathcal{X} $
en-de	en	209,041	15,127	1,841	10,383	4,744
	de	144,244	14,603	596		4,220
en-fr	en	203,356	15,170	2,228	8,024	7,146
	fr	169,329	15,393	2,422		7,369

subset	$ \mathcal{A}_{test} $	$ \mathcal{A}_{train} $	$ \mathcal{A}_{val} $	$ \mathcal{Q}_{max} $
en-de	7,268	2,492	623	13,948
en-fr	5,617	1,925	482	18,365

Table 1: Dataset Statistics. $|\mathcal{Q}_{max}| = 2 \cdot |\mathcal{A}_{train}| + |\mathcal{X}^L| + |\mathcal{X}^R|$ is an upper bound of the number of possible queries.

of elements $\mathcal{Q}_i \subseteq \mathcal{P}_i$, where $b = |\mathcal{Q}_i|$ is often called the budget. These queries are then passed to an alignment oracle \mathcal{D} simulating the labeling process, and returning $\mathcal{D}(\mathcal{Q}_i) = (\mathcal{A}_i, \mathcal{X}_i^L, \mathcal{X}_i^R)$, where the first component comprises the discovered alignments $\mathcal{A}_i = \{(a, a') \in \mathcal{A}_{train} \mid \{a, a'\} \cap \mathcal{Q}_i \neq \emptyset\}$, and the last components the exclusive nodes $\mathcal{X}_i^L = \mathcal{X}^L \cap \mathcal{Q}_i$, and \mathcal{X}_i^R analogously. Afterwards, the labeled nodes are removed from the pool, i.e. $\mathcal{P}_{i+1} = \mathcal{P}_i \setminus (\mathcal{A}_i^L \cup \mathcal{A}_i^R \cup \mathcal{X}_i^L \cup \mathcal{X}_i^R)$. Note that when dealing with 1:n matchings, we remove all matches from the set of available nodes, despite some of them having additional alignment partners. This is not a problem, as each alignment edge can be retrieved using any of its end points. Now, the model is trained with all already found alignments, denoted by $\mathcal{A}_{\leq i}$, and without all exclusive nodes discovered so far, denoted by $\mathcal{X}_{\leq i}^L, \mathcal{X}_{\leq i}^R$, given as

$$\mathcal{A}_{\leq i} = \bigcup_{j \leq i} \mathcal{A}_j, \quad \mathcal{X}_{\leq i}^L = \bigcup_{j \leq i} \mathcal{X}_j^L, \quad \mathcal{X}_{\leq i}^R = \bigcup_{j \leq i} \mathcal{X}_j^R.$$

Following [Shen *et al.*, 2018; Ostapuk *et al.*, 2019], we do not reset the parameters, but warm-start the model with the parameters from the previous iteration. The pool is initialised with

$$\mathcal{P}_0 := \mathcal{A}_{train}^L \cup \mathcal{A}_{train}^R \cup \mathcal{X}^L \cup \mathcal{X}^R.$$

We exclude nodes which are not contained in the training alignment, but in the test alignments, as in this case either a test alignment has to be revealed, or a node has to be unfaithfully classified as exclusive. An illustration of the pool construction, and example query of size one is given in Figure 1.

6 Experiments

Setup For evaluation we use both subsets of the WK31-15k dataset [Chen *et al.*, 2017]¹. Similar to [Pei *et al.*, 2019] we extract additional entity alignments from the triple alignments. Besides using the official train-test split, we perform an additional 80-20 train-validation split shared across all runs. Note that we additionally evaluate transferability of the hyperparameter settings. One of the challenges in active

¹Note that the frequently used DBP15k dataset is not suitable for our experiments due to its construction. Exclusive nodes in DBP15K are exactly those having a degree of one and are therefore trivial to identify.

learning is that hyperparameter search for a new datasets is not possible because of the lack of labeled data at the beginning. Therefore, for the evaluation on the second subset en-fr, we use the best hyperparameter settings which we obtained using en-de and compare how consistent are results for both subsets. Table 1 summarizes important dataset statistics.

As model, we employ a GNN-based model, GCN-Align [Wang *et al.*, 2018]. We use the same settings as found in [Berrendorf *et al.*, 2019], i.e. a two-layer GCN, an embedding dimension of 200, no convolution weights, and Adam optimizer with a learning rate of 1. To allow for Monte-Carlo Dropout estimation for the Bayesian heuristics, we additionally add a dropout layer between the embeddings and the GCN with a dropout rate of 0.5. We use this version for all heuristics for comparability. As loss function, we employ a margin-based matching loss and we exclude so far identified exclusive nodes from the pool of negative samples. Let $\phi^L(i^L)$ denote the representation extracted for node i^L . Then, we define the score of an alignment candidate as the negative ℓ_p distance of the corresponding nodes' representations, i.e.

$$\psi(i^L, i^R) = -\|\phi^L(i^L) - \phi^R(i^R)\|.$$

Given a known alignment (i_+^L, i_+^R) and a negative sample (j_-^L, j_-^R) , we use a margin loss with margin parameter τ :

$$M(i_+^L, i_+^R, j_-^L, j_-^R) = \max\{0, \psi(j_-^L, j_-^R) - \psi(i_+^L, i_+^R) + \tau\}$$

Finally, we define the full matching loss to be

$$\mathcal{L}(\mathcal{A}) = \frac{1}{|\mathcal{A}|} \sum_{(a^L, a^R) \in \mathcal{A}} \frac{\mathcal{L}^L(a^L, a^R) + \mathcal{L}^R(a^L, a^R)}{2}$$

$$\mathcal{L}^L(a^L, a^R) = \mathbb{E}_{n^R \sim U[\mathcal{E}^R \setminus \mathcal{X}^R]} M(a^L, a^R, a^L, n^R)$$

$$\mathcal{L}^R(a^L, a^R) = \mathbb{E}_{n^L \sim U[\mathcal{E}^L \setminus \mathcal{X}^L]} M(a^L, a^R, n^L, a^R)$$

For the distance, we use $p = 1$, the margin parameter is set as $\tau = 3$, and the expected values are computed by Monte-Carlo sampling with 50 samples. Following [Beluch *et al.*, 2018], we use 25 runs with different dropout masks for Bayesian approaches. As evaluation protocol, we always retrieve 200 queries from the heuristic, update the exclusives and alignments using the oracle, and train the model for up to 4k epochs with early stopping on validation mean reciprocal rank (MRR) evaluated every 20 epochs, with a patience of 200 epochs. We report Hits@1 (H@1) on the test alignments.

Results Figure 2 shows the validation performance compared to the number of queries, with the value range across all runs for all heuristics shown as shaded area. As can be seen, removing exclusives is advantageous in most cases, in particular when many queries are performed, i.e. many exclusives are removed. Due to space restrictions, we thus focus the subsequent analysis only to the case, when found exclusives are removed from the graph.

Figure 3 shows a comparison between several different centrality heuristics. On en-de, closeness, degree, and harmonic perform well, whereas on en-fr betweenness and pagerank perform better. Although all centrality heuristics

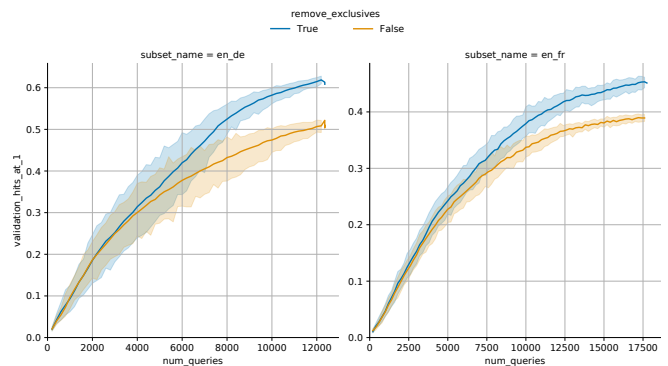


Figure 2: Number of queries vs. validation performance. The shaded areas show the full value range across all runs for all heuristics.

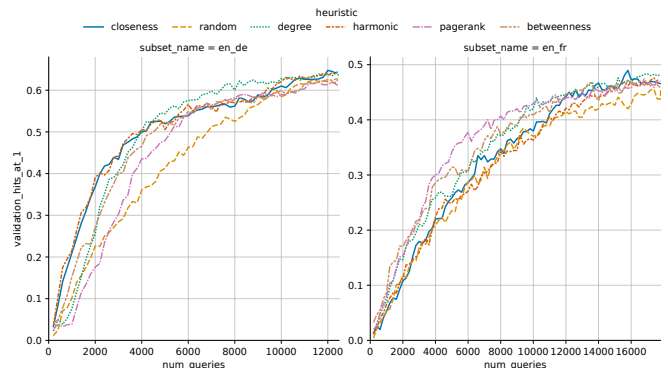


Figure 3: Number of queries vs. validation performance for different centrality heuristics across different subsets. The performance ordering is not consistent across different subsets. Still, all heuristics perform better than the random selection baseline.

outperform the random selection baseline, there is not a single superior heuristic, but the performance depends on the concrete graph. Hence, we further investigate whether we can learn to select from centrality heuristics adaptively and data-dependent.

Figure 4 summarizes the results for certainty and uncertainty-based methods. For the approaches relying on alignment model certainty/uncertainty we present results with the best softmax temperature. Our *learning* approach clearly outperforms Bayesian based certainty and uncertainty approaches, which also perform differently well on both subsets. Against our expectations, we cannot observe consistent superiority of the *BALD* approach over other uncertainty methods. It surpasses all competitors only towards the end of the training and on one subset. At the same time, we see that the *learning* approach, which has the same goal as Bayesian based certainty approaches most of the time clearly outperforms those. We believe that the main reason for the failure of Bayesian based certainty and uncertainty metrics is the large number of classes. As only few nodes may be matches, the majority of classes are non-matching nodes. Therefore, the similarity distribution of the nodes for which the model is certain about the matching are only slightly different from

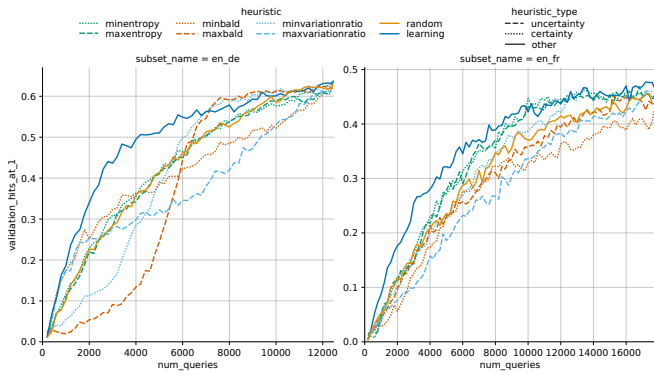


Figure 4: Number of queries vs. validation performance for certainty and uncertainty-based methods, and the learned centrality combination. There is no heuristic which consistently outperforms the random baseline across both subsets except the *learning* heuristic.

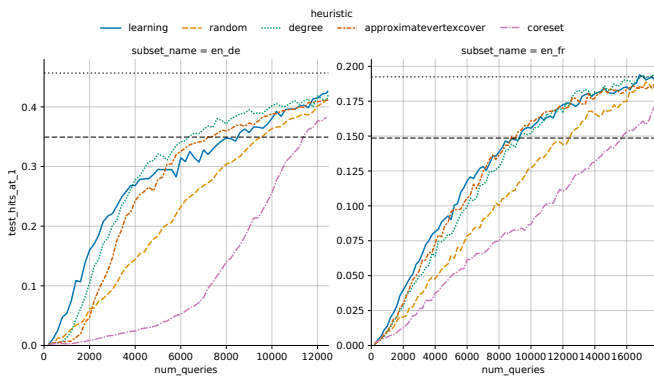


Figure 5: Number of queries vs. performance. The dashed and dotted horizontal lines show the performance of the baseline model, (a) when it is trained for up to 4k epochs with early stopping on validation MRR, and (b) when it is trained for as many epochs as the largest total epoch any heuristic reached.

the similarity distribution of uncertain ones. Apart from being small these differences also affect few dimensions and therefore uncertainty scores are similar. Thus, we chose the *learning* heuristic for further investigation.

Figure 5 shows the final test performance in terms of hits at 1 in dependency of the number of queries for different selected heuristics. As dashed horizontal line the performance of the model trained on the full alignment with early stopping on validation MRR is shown. We observe that the same performance is reached by the best performing heuristic after approximately 6k queries, i.e. approximately half of the queries. If we only desire half of the performance, around 2k queries suffice. We can observe that while results of *coresets* are worse than random, *degree*, *approximatevertexcover* and *learning* show very good comparable performance. The *learning* heuristic shows especially at the beginning very strong performance. However, the two other heuristics achieving competitive performance have the advantage that unlike *learning* they do not depend on the performance of the alignment model or the labeling results. Therefore the

labeling order can be determined before training. This approach is also called *passive learning*. We also observe, that while similar performance is to be expected for both subsets [Berrendorf *et al.*, 2019], the performance on en-de is much better than on en-fr. The obvious reason for this difference is that we used the best hyperparameters for the first subset. However, we also observe that the relative performance of the active learning heuristics is consistent across both subsets.

7 Conclusion

In this paper, we introduced the novel task of active learning for entity alignment, and discussed its differences to the classical active learning setting. Moreover, we proposed a number of different heuristics, both, adaptations of classical heuristics used for classification, as well as heuristics specifically designed for this particular task. In a thorough empirical analysis we showed strong performance of simple centrality and graph cover heuristics. A learned combination of centrality metrics could further improve the results. For future work, we envision to include model-based scores into this learning process, as well as studying the generalisation to different datasets.

References

- [Beluch *et al.*, 2018] William H. Beluch, Tim Genewein, Andreas Nürnberger, and Jan M. Köhler. The power of ensembles for active learning in image classification. In *CVPR*, pages 9368–9377. IEEE Computer Society, 2018.
- [Berrendorf *et al.*, 2019] Max Berrendorf, Evgeniy Faerman, Valentyn Melnychuk, Volker Tresp, and Thomas Seidl. Knowledge graph entity alignment with graph convolutional networks: Lessons learned. *arXiv preprint arXiv:1911.08342*, 2019.
- [Cai *et al.*, 2017] Hongyun Cai, Vincent W Zheng, and Kevin Chen-Chuan Chang. Active learning for graph embedding. *arXiv preprint arXiv:1705.05085*, 2017.
- [Cao *et al.*, 2019] Yixin Cao, Zhiyuan Liu, Chengjiang Li, Zhiyuan Liu, Juanzi Li, and Tat-Seng Chua. Multi-channel graph neural network for entity alignment. In *ACL (1)*, pages 1452–1461. ACL, 2019.
- [Chen *et al.*, 2017] Muhao Chen, Yingtao Tian, Mohan Yang, and Carlo Zaniolo. Multilingual knowledge graph embeddings for cross-lingual knowledge alignment. In *IJ-CAI*, pages 1511–1517. ijcai.org, 2017.
- [Cortés and Serratos, 2013] Xavier Cortés and Francesc Serratos. Active-learning query strategies applied to select a graph node given a graph labelling. In *GbRPR*, volume 7877 of *Lecture Notes in Computer Science*, pages 61–70. Springer, 2013.
- [Cortés *et al.*, 2012] Xavier Cortés, Francesc Serratos, and Albert Solé-Ribalta. Active graph matching based on pairwise probabilities between nodes. In *SSPR/SPR*, volume 7626 of *Lecture Notes in Computer Science*, pages 98–106. Springer, 2012.

- [Das *et al.*, 2018] Kousik Das, Sovan Samanta, and Madhumangal Pal. Study on centrality measures in social networks: a survey. *Social Netw. Analys. Mining*, 8(1):13, 2018.
- [Faerman *et al.*, 2018] Evgeniy Faerman, Felix Borutta, Kimon Fountoulakis, and Michael W. Mahoney. LASAGNE: locality and structure aware graph node embedding. In *WI*, pages 246–253. IEEE Computer Society, 2018.
- [Gal and Ghahramani, 2016] Yarin Gal and Zoubin Ghahramani. Dropout as a bayesian approximation: Representing model uncertainty in deep learning. In *ICML*, volume 48 of *JMLR Workshop and Conference Proceedings*, pages 1050–1059. JMLR.org, 2016.
- [Gal *et al.*, 2017] Yarin Gal, Riashat Islam, and Zoubin Ghahramani. Deep bayesian active learning with image data. In *ICML*, volume 70 of *Proceedings of Machine Learning Research*, pages 1183–1192. PMLR, 2017.
- [Gal, 2016] Yarin Gal. *Uncertainty in deep learning*. PhD thesis, PhD thesis, University of Cambridge, 2016.
- [Gao *et al.*, 2018] Li Gao, Hong Yang, Chuan Zhou, Jia Wu, Shirui Pan, and Yue Hu. Active discriminative network representation learning. In *IJCAI*, pages 2142–2148. ijcai.org, 2018.
- [Geifman and El-Yaniv, 2017] Yonatan Geifman and Ran El-Yaniv. Deep active learning over the long tail. *arXiv preprint arXiv:1711.00941*, 2017.
- [Guo *et al.*, 2019] Lingbing Guo, Zequn Sun, and Wei Hu. Learning to exploit long-term relational dependencies in knowledge graphs. In *ICML*, volume 97 of *Proceedings of Machine Learning Research*, pages 2505–2514. PMLR, 2019.
- [Hinton *et al.*, 2015] Geoffrey Hinton, Oriol Vinyals, and Jeff Dean. Distilling the knowledge in a neural network. *arXiv preprint arXiv:1503.02531*, 2015.
- [Houlsby *et al.*, 2011] Neil Houlsby, Ferenc Huszár, Zoubin Ghahramani, and Máté Lengyel. Bayesian active learning for classification and preference learning. *arXiv preprint arXiv:1112.5745*, 2011.
- [Lewis and Catlett, 1994] David D. Lewis and Jason Catlett. Heterogeneous uncertainty sampling for supervised learning. In *ICML*, pages 148–156. Morgan Kaufmann, 1994.
- [Li *et al.*, 2019] Chengjiang Li, Yixin Cao, Lei Hou, Jiaxin Shi, Juanzi Li, and Tat-Seng Chua. Semi-supervised entity alignment via joint knowledge embedding model and cross-graph model. In *EMNLP/IJCNLP (1)*, pages 2723–2732. ACL, 2019.
- [Mahdisoltani *et al.*, 2015] Farzaneh Mahdisoltani, Joanna Biega, and Fabian M. Suchanek. YAGO3: A knowledge base from multilingual wikipedias. In *CIDR*. www.cidrdb.org, 2015.
- [Ostapuk *et al.*, 2019] Natalia Ostapuk, Jie Yang, and Philippe Cudré-Mauroux. Activelink: Deep active learning for link prediction in knowledge graphs. In *WWW*, pages 1398–1408. ACM, 2019.
- [Pei *et al.*, 2019] Shichao Pei, Lu Yu, Robert Hoehndorf, and Xiangliang Zhang. Semi-supervised entity alignment via knowledge graph embedding with awareness of degree difference. In *WWW*, pages 3130–3136. ACM, 2019.
- [Puthal *et al.*, 2015] Deepak Puthal, Surya Nepal, Cécile Paris, Rajiv Ranjan, and Jinjun Chen. Efficient algorithms for social network coverage and reach. In *BigData Congress*, pages 467–474. IEEE Computer Society, 2015.
- [Sener and Savarese, 2018] Ozan Sener and Silvio Savarese. Active learning for convolutional neural networks: A core-set approach. In *ICLR (Poster)*. OpenReview.net, 2018.
- [Settles, 2009] Burr Settles. Active learning literature survey. Technical report, University of Wisconsin-Madison Department of Computer Sciences, 2009.
- [Shen *et al.*, 2018] Yanyao Shen, Hyokun Yun, Zachary C. Lipton, Yakov Kronrod, and Animashree Anandkumar. Deep active learning for named entity recognition. In *ICLR (Poster)*. OpenReview.net, 2018.
- [Speer *et al.*, 2017] Robyn Speer, Joshua Chin, and Catherine Havasi. Conceptnet 5.5: An open multilingual graph of general knowledge. In *AAAI*, pages 4444–4451. AAAI Press, 2017.
- [Sun *et al.*, 2017] Zequn Sun, Wei Hu, and Chengkai Li. Cross-lingual entity alignment via joint attribute-preserving embedding. In *ISWC (1)*, volume 10587 of *Lecture Notes in Computer Science*, pages 628–644. Springer, 2017.
- [Sun *et al.*, 2018] Zequn Sun, Wei Hu, Qingheng Zhang, and Yuzhong Qu. Bootstrapping entity alignment with knowledge graph embedding. In *IJCAI*, pages 4396–4402, 2018.
- [Sun *et al.*, 2019] Zequn Sun, Chengming Wang, Wei Hu, Muhao Chen, Jian Dai, Wei Zhang, and Yuzhong Qu. Knowledge graph alignment network with gated multi-hop neighborhood aggregation. *arXiv preprint arXiv:1911.08936*, 2019.
- [Trisedya *et al.*, 2019] Bayu Distiawan Trisedya, Jianzhong Qi, and Rui Zhang. Entity alignment between knowledge graphs using attribute embeddings. In *AAAI*, pages 297–304. AAAI Press, 2019.
- [Vrandečić and Krötzsch, 2014] Denny Vrandečić and Markus Krötzsch. Wikidata: a free collaborative knowledgebase. *Communications of the ACM*, 57(10):78–85, 2014.
- [Wang *et al.*, 2017] Keze Wang, Dongyu Zhang, Ya Li, Ruimao Zhang, and Liang Lin. Cost-effective active learning for deep image classification. *IEEE Trans. Circuits Syst. Video Techn.*, 27(12):2591–2600, 2017.
- [Wang *et al.*, 2018] Zhichun Wang, Qingsong Lv, Xiaohan Lan, and Yu Zhang. Cross-lingual knowledge graph alignment via graph convolutional networks. In *EMNLP*, pages 349–357. ACL, 2018.
- [Wu *et al.*, 2019] Yuexin Wu, Yichong Xu, Aarti Singh, Yiming Yang, and Artur Dubrawski. Active learning for graph neural networks via node feature propagation. *arXiv preprint arXiv:1910.07567*, 2019.

- [Xu *et al.*, 2019] Kun Xu, Liwei Wang, Mo Yu, Yansong Feng, Yan Song, Zhiguo Wang, and Dong Yu. Cross-lingual knowledge graph alignment via graph matching neural network. In *ACL (1)*, pages 3156–3161. ACL, 2019.
- [Yang *et al.*, 2017] Lin Yang, Yizhe Zhang, Jianxu Chen, Siyuan Zhang, and Danny Z. Chen. Suggestive annotation: A deep active learning framework for biomedical image segmentation. In *MICCAI (3)*, volume 10435 of *Lecture Notes in Computer Science*, pages 399–407. Springer, 2017.
- [Zhang *et al.*, 2017] Ye Zhang, Matthew Lease, and Byron C. Wallace. Active discriminative text representation learning. In *AAAI*, pages 3386–3392. AAAI Press, 2017.
- [Zhang *et al.*, 2019] Qingheng Zhang, Zequn Sun, Wei Hu, Muhao Chen, Lingbing Guo, and Yuzhong Qu. Multi-view knowledge graph embedding for entity alignment. In *IJCAI*, pages 5429–5435. ijcai.org, 2019.
- [Zhu *et al.*, 2019] Qiannan Zhu, Xiaofei Zhou, Jia Wu, Jianlong Tan, and Li Guo. Neighborhood-aware attentional representation for multilingual knowledge graphs. In *IJCAI*, pages 1943–1949. ijcai.org, 2019.