

Skewness, kurtosis and the fifth and sixth order cumulants of net baryon-number distributions from lattice QCD confront high-statistics STAR data

A. Bazavov,¹ D. Bollweg,² H.-T. Ding,³ P. Enns,² J. Goswami,²
 P. Hegde,⁴ O. Kaczmarek,^{3,2} F. Karsch,² R. Larsen,⁵ Swagato Mukherjee,⁵
 H. Ohno,⁶ P. Petreczky,⁵ C. Schmidt,² S. Sharma,⁷ and P. Steinbrecher⁵

¹*Department of Computational Mathematics, Science and Engineering and Department of Physics and Astronomy, Michigan State University, East Lansing, MI 48824, USA*

²*Fakultät für Physik, Universität Bielefeld, D-33615 Bielefeld, Germany*

³*Key Laboratory of Quark & Lepton Physics (MOE) and Institute of Particle Physics, Central China Normal University, Wuhan 430079, China*

⁴*Center for High Energy Physics, Indian Institute of Science, Bangalore 560012, India*

⁵*Physics Department, Brookhaven National Laboratory, Upton, NY 11973, USA*

⁶*Center for Computational Sciences, University of Tsukuba, Tsukuba, Ibaraki 305-8577, Japan*

⁷*Department of Theoretical Physics, The Institute of Mathematical Sciences, Chennai 600113, India*

(HotQCD Collaboration)

(Dated: April 6, 2020)

We present new results on up to 6th order cumulants of net baryon-number fluctuations at small values of the baryon chemical potential, μ_B , obtained in lattice QCD calculations with physical values of light and strange quark masses. Representation of the Taylor expansions of higher order cumulants in terms of the ratio of the two lowest order cumulants, $M_B/\sigma_B^2 = \chi_1^B(T, \mu_B)/\chi_2^B(T, \mu_B)$, allows for a parameter free comparison with data on net proton-number cumulants obtained by the STAR Collaboration in the Beam Energy Scan at RHIC. We show that recent high statistics data on skewness and kurtosis ratios of net proton-number distributions, obtained at beam energy $\sqrt{s_{NN}} = 54.4$ GeV, agree well with lattice QCD results on cumulants of net baryon-number fluctuations close to the pseudo-critical temperature, $T_{pc}(\mu_B)$, for the chiral transition in QCD. We also present first results from a next-to-leading order expansion of 5th and 6th order cumulants on the line of pseudo-critical temperatures.

PACS numbers: 11.15.Ha, 12.38.Gc, 12.38.Mh, 24.60.-k

I. INTRODUCTION

The phase diagram of strong interaction matter at non-zero temperature and non-zero baryon-number density is being explored intensively through numerical calculations performed in the framework of lattice regularized Quantum Chromo Dynamics (QCD) [1], as well as through ultra-relativistic heavy ion collisions with varying beam energies [2]. At vanishing and small values of the chemical potentials for conserved charges (baryon number (μ_B), electric charge (μ_Q), strangeness (μ_S)) it is well established that the transition from the low temperature hadronic region to the quark-gluon plasma at high temperature is a smooth transition [3] characterized by a pseudo-critical temperature, $T_{pc}(\mu_B)$ [4–7]. At larger values of the baryon chemical potential it, however, is generally expected that a line of first order phase transition exists, which ends in a second order critical point [8, 9]. This elusive critical point is searched for in the Beam Energy Scan (BES) performed at the Relativistic Heavy Ion collider (RHIC) at Brookhaven National Laboratory (BNL) [10]. However, its existence as a fundamental property of the theory of strong interactions (QCD) still awaits confirmation.

The pseudo-critical line, $T_{pc}(\mu_B)$, which distinguishes the low and high temperature regimes of strong interaction matter as described by QCD, has been determined

quite accurately in lattice QCD calculations for baryon chemical potentials up to about twice the pseudo-critical temperature, $\mu_B \lesssim 2T_{pc}(0) \simeq 300$ MeV [4–7]. In our recent analysis we found [7]

$$T_{pc}(\mu_B) = T_{pc}^0 \left(1 - \kappa_2^B \left(\frac{\mu_B}{T} \right)^2 + \mathcal{O}(\mu_B^4) \right), \quad (1)$$

with $T_{pc}^0 = (156.5 \pm 1.5)$ MeV and $\kappa_2^B = 0.012(4)$ with a $\mathcal{O}(\mu_B^4)$ correction that vanishes within errors. At $\mu_B = 0$ the pseudo-critical temperature turns out to be in good agreement with the freeze-out temperature determined by the ALICE Collaboration at the LHC [11] and the pseudo-critical line, $T_{pc}(\mu_B)$, also is consistent with freeze-out temperatures determined by the STAR Collaboration during the first BES at RHIC (BES-I) [12], albeit these temperatures have larger statistical errors.

The experimental determination of freeze-out parameter is based on a measurement of particles yields, *i.e.* first moments of particle distributions, which in turn are closely related to first order cumulants of net charge fluctuations. The proximity of freeze-out temperatures and the pseudo-critical temperature determined in QCD suggests that also the higher order moments of net charge fluctuations reflect properties of a thermal medium close to the pseudo-critical line. This, however, is not at all well established and many caveats have

been discussed suggesting that the relation of higher order cumulants, measured experimentally, to cumulants of conserved charge fluctuations, calculated in equilibrium QCD thermodynamics, is not at all straightforward [10, 13].

Higher order cumulants of net conserved charge fluctuations are obtained as derivatives of the logarithm of the QCD partition functions with respect to the chemical potentials of conserved charges, $\vec{\mu} = (\mu_B, \mu_Q, \mu_S)$,

$$\chi_n^X(T, \vec{\mu}) = \frac{1}{VT^3} \frac{\partial^n \ln Z(T, \vec{\mu})}{\partial \hat{\mu}_X^n}, \quad X = B, Q, S, \quad (2)$$

with $\hat{\mu} \equiv \mu/T$. These higher order derivatives become increasingly sensitive to long range correlations and large fluctuations in the vicinity of a critical point. At least from the theoretical point of view higher order cumulants thus are ideally suited to search for a possible critical point in the QCD phase diagram [14–16]. The BES at RHIC aims at finding evidence for such a critical point through the analysis of e.g. higher order cumulants of net proton-number fluctuations which are considered to be good proxies for cumulants of net baryon-number fluctuations. Results, obtained with BES-I at RHIC, indicate that qualitative changes in the behavior of net proton-number fluctuations occur at beam energies $\sqrt{s_{NN}} \sim 20$ GeV [17, 18]. This may hint at the existence of a critical point for large values of the baryon chemical potential.

While the finding of non-monotonic behavior of higher order cumulants of net proton-number fluctuations generated a well justified excitement [17, 18], we still need to establish that this behavior is caused by thermal fluctuations in the vicinity of a critical point and that these higher order cumulants indeed probe thermal conditions at the time of freeze-out. As pointed out in Ref. [19] at least for small values of the baryon chemical potential the first four cumulants of net baryon-number fluctuations, *i.e.* mean ($M_B \equiv \chi_1^B(T, \vec{\mu})$), variance ($\sigma_B^2 = \chi_2^B(T, \vec{\mu})$), skewness ($S_B = \chi_3^B(T, \vec{\mu})/\chi_2^B(T, \vec{\mu})^{3/2}$) and kurtosis ($\kappa_B = \chi_4^B(T, \vec{\mu})/\chi_2^B(T, \vec{\mu})^2$) are predicted in QCD equilibrium thermodynamics to be related. For $\mu_S = \mu_Q = 0$ one finds

$$\begin{aligned} \kappa_B \sigma_B^2 &< S_B \sigma_B^3 / M_B, \\ \Leftrightarrow \frac{\chi_4^B(T, \vec{\mu})}{\chi_2^B(T, \vec{\mu})} &< \frac{\chi_3^B(T, \vec{\mu})}{\chi_1^B(T, \vec{\mu})}. \end{aligned} \quad (3)$$

This relation, which is only slightly violated in strangeness neutral systems, has been established in lattice QCD calculations using next-to-leading order (NLO) Taylor expansions of the first four cumulants of net baryon-number fluctuations [19]. The data on cumulants of net-proton number fluctuations, obtained by STAR during BES-I [18] at beam energies $\sqrt{s_{NN}} \geq 19.6$ GeV are, on average, consistent with this finding [19]. However, statistical errors are large and, for instance, data obtained at $\sqrt{s_{NN}} = 62.4$ GeV violate the above relation. Results at several other beam energies are inconclusive due to the large statistical errors on the fourth

order cumulant ratio $\kappa_B \sigma_B^2$. To this extent recent high statistics data obtained by the STAR Collaboration at $\sqrt{s_{NN}} = 54.4$ GeV [20] are encouraging. As will be discussed in Section IV, these data fulfill the above inequality and the difference of the cumulant ratios given in Eq. 3 agrees with lattice QCD results even on a quantitative level.

We will present here new results on the density dependence of up to 6th order cumulants of net baryon-number fluctuations. We calculate Taylor series at non-zero values of the baryon-number, electric-charge and strangeness chemical potentials that involve up to 8th order cumulants. We perform these expansions for the case of strangeness neutral systems, $n_S = 0$, with a ratio of electric-charge to baryon-number, $n_Q/n_B = 0.4$, that is representative for the conditions met in heavy ion collisions. This allows to construct Taylor expansions for n^{th} order cumulants¹, $\chi_n^B(T, \mu_B)$, up to $\mathcal{O}(\mu_B^{8-n})$.

For the case of the skewness and kurtosis ratios, $S_B \sigma_B^3 / M_B$ and $\kappa_B \sigma_B^2$, respectively, we thus can extend earlier NLO calculations and perform next-to-next-to-leading order (NNLO) expansions that allow to better control truncation effects in the Taylor series. We also present, for the first time, results from NLO calculations for the hyper-skewness and hyper-kurtosis (5th and 6th order cumulants) ratios $\chi_5^B(T, \mu_B) / \chi_1^B(T, \mu_B)$ and $\chi_6^B(T, \mu_B) / \chi_2^B(T, \mu_B)$. We show that these ratios are expected to be negative at $\sqrt{s_{NN}} = 54.4$ GeV, in contrast to the preliminary findings for 6th order cumulants of net proton-number fluctuations reported by the STAR Collaboration [20].

This paper is organized as follows. In the next section we briefly present our calculational setup, the new statistics collected on lattices of size $32^3 \times 8$ and $48^3 \times 12$ and the general fitting ansatz used for fits at fixed values of $N_\tau = 8$ and 12, joint fits of these data as well as continuum limit estimates. In section III we present results for Taylor expansions of cumulants of net baryon-number fluctuations that use up to 8th order cumulants. We compare these results with experimental data for cumulants of net proton-number fluctuations in Section IV. Section V contains our conclusions. Explicit expressions for the first four Taylor expansion coefficients of net baryon-number cumulants are given in an appendix.

II. CALCULATIONAL SETUP

Up to 4th order cumulants of net baryon-number fluctuations have been calculated previously [19, 21, 22] in a next-to-leading order Taylor expansion. In particular, we performed calculations [19] with the Highly Improved

¹ Rather than specifying in the argument of χ_n^B all three chemical potentials, $\vec{\mu}$, we give in the strangeness neutral case only the baryon chemical potential.

$N_\tau = 8$		$N_\tau = 12$	
T[MeV]	#conf.	T[MeV]	#conf.
134.64	1,275,380	134.94	256,392
140.45	1,598,555	140.44	368,491
144.95	1,559,003	144.97	344,010
151.00	1,286,603	151.10	308,680
156.78	1,602,684	157.13	299,029
162.25	1,437,436	161.94	214,671
165.98	1,186,523	165.91	156,111
171.02	373,644	170.77	144,633
175.64	294,311	175.77	131,248

TABLE I. Number of gauge field configurations on lattices of size $32^3 \times 8$ and $48^3 \times 12$ used in the analysis of up to 8^{th} order Taylor expansion coefficients. The values of the gauge coupling as well as the strange and light quark mass parameter at these temperature values are taken from [25], where also details on the statistics available on the $24^3 \times 6$ lattices are given. All configurations are separated by 10 time units in RHMC simulations [25].

Staggered Quark (HISQ) [23] discretization scheme for $(2+1)$ -flavor QCD with a physical strange quark mass and two degenerate, physical light quark masses. Here we extend these calculations by increasing the number of gauge field configurations generated on lattices of size $32^3 \times 8$ and $48^3 \times 12$ by a factor 3-5 in the transition region and at least a factor 2 at other values of the temperature. This allows us to calculate up to 8^{th} order cumulants of net baryon-number, net strangeness and net electric-charge fluctuations, including also their correlations, at vanishing values of the chemical potentials. These cumulants provide expansion coefficients in Taylor series for net baryon-number cumulants $\chi_n^B(T, \vec{\mu})$. We calculate NLO expansions for 5^{th} and 6^{th} order cumulants and obtain NNLO results for 3^{rd} and 4^{th} order cumulants. In the case of 1^{st} and 2^{nd} order cumulants, *i.e.* the mean and variance of net baryon-number distributions, we even obtain NNNLO results. The set of gauge field ensembles, which has been used in this analysis, and the number of gauge field configurations per ensemble on lattices with temporal extent $N_\tau = 8$ and 12 are summarized in Table I.

Results for up to 8^{th} order diagonal net baryon-number susceptibilities, $\chi_n^B \equiv \chi_n^B(T, 0)$, are given in Fig. 1. For the quadratic fluctuations, χ_2^B , we also show results for lattices with temporal extent $N_\tau = 6$, which already had been used in [7]. For the 8^{th} order cumulant, χ_8^B , we only show our results for $N_\tau = 8$ as statistical errors on the $N_\tau = 12$ data are still too large. The bands shown in these figures give a continuum extrapolation for $\chi_2^B(T)$ using data from calculations for three different lattice spacings ($aT = 1/N_\tau$) and a continuum estimate for $\chi_4^B(T)$ based on $N_\tau = 8$ and 12 data sets. For $\chi_6^B(T)$ and $\chi_8^B(T)$ we only show spline interpolations

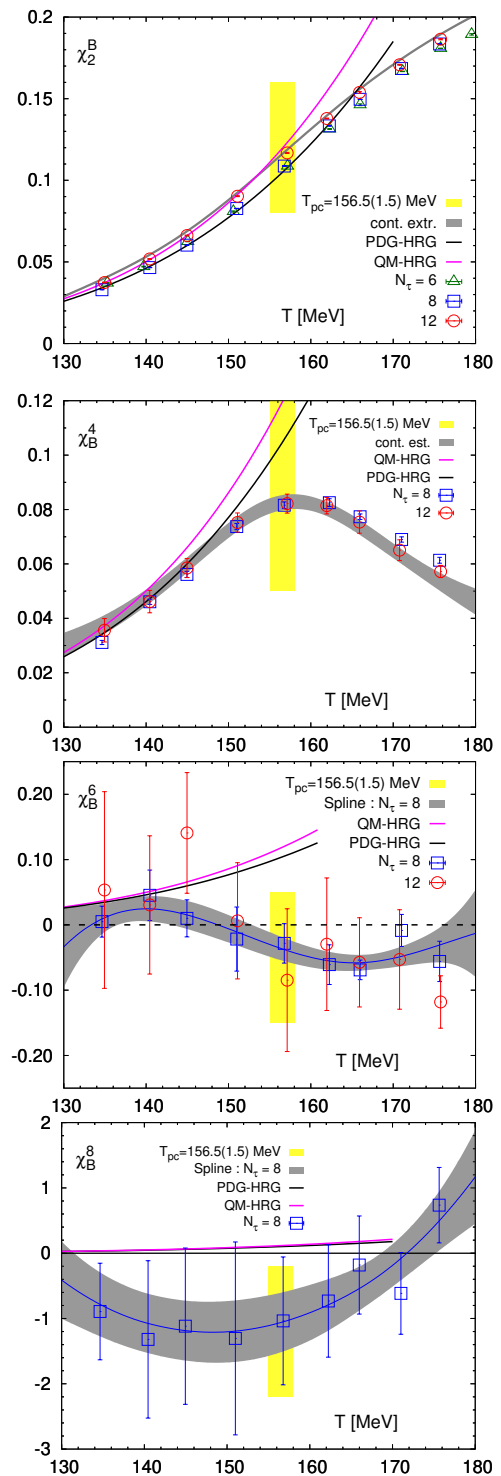


FIG. 1. Cumulants of net baryon-number fluctuations from second to eighth order (top to bottom) evaluated at $\mu_B = 0$ on lattices of size $N_\sigma^3 \times N_\tau$ with $N_\sigma = 4N_\tau$. For further details see text.

of the data obtained on the $32^3 \times 8$ lattices. Results for these cumulants, obtained from calculations within a non-interacting hadron resonance gas (HRG) model that use resonances from the particle data tables [26] (PDG-HRG) as well as additional resonances calculated within the Quark Model [27, 28] (QM-HRG) are given by lines.

The latter list contains additional resonances not (yet) observed experimentally.

We determine the expansion coefficients, $\tilde{\chi}_n^{B,k}(T)$, for Taylor series of n^{th} order cumulants,

$$\chi_n^B(T, \mu_B) = \sum_{k=0}^{k_{\text{max}}} \tilde{\chi}_n^{B,k}(T) \hat{\mu}_B^k, \quad (4)$$

for the case of vanishing net strangeness density, $n_S = 0$, and an electric-charge to baryon-number ratio, $n_Q/n_B = 0.4$. Explicit expressions for the NLO expansion coefficients of up to 6th order net baryon-number cumulants are given in [19]. The explicit form of the higher order expansion coefficients are given in the appendix.

Using the Taylor series for n^{th} order cumulants, Eq. 4, we construct cumulant ratios with polynomials of order $[k_{\text{max}}, l_{\text{max}}]$,

$$R_{nm}^B = \frac{\chi_n^B(T, \mu_B)}{\chi_m^B(T, \mu_B)} = \frac{\sum_{k=1}^{k_{\text{max}}} \tilde{\chi}_n^{B,k}(T) \hat{\mu}_B^k}{\sum_{l=1}^{l_{\text{max}}} \tilde{\chi}_m^{B,l}(T) \hat{\mu}_B^l}. \quad (5)$$

In order to control systematic effects arising from the truncation of the Taylor series expansion for the cumulant ratios R_{nm}^B , we calculate these ratios using different orders of the Taylor expansion for the cumulants appearing in the numerator and denominator of these ratios. We analyzed the polynomial ratios for different $[k_{\text{max}}, l_{\text{max}}]$ as well as Taylor expansions of the ratios themselves. We find that the former are more stable at large μ_B/T . In the following we will use the ratios of polynomials with $[k_{\text{max}}, l_{\text{max}}]$ corresponding to identical orders (LO, NLO, NNLO, NNNLO) of expansions in the cumulants appearing in the numerator and denominator, respectively.

We fit cumulant ratios using a rational polynomial ansatz,

$$f(T, \hat{\mu}_B) = \frac{\sum_{n=0}^{n_{\text{max}}} a_n(\hat{\mu}_B) \bar{T}^n}{\sum_{m=0}^{m_{\text{max}}} b_m(\hat{\mu}_B) \bar{T}^m}, \quad \text{with } \bar{T} = \frac{T}{T_0}, \quad (6)$$

where T_0 is some arbitrary scale. When using this rational polynomial ansatz for fits at non-zero μ_B we allow for a quadratic μ_B -dependence of all expansion coefficients, $a_n(\hat{\mu}_B) = a_{n,0} + a_{n,2} \hat{\mu}_B^2$ and similarly for $b_n(\hat{\mu}_B)$. When performing joint fits of data on lattices with different sizes and lattice spacings, a , we allow for $\mathcal{O}(a^2)$ cut-off corrections that are parametrized in terms of the temporal lattice extent $N_\tau = 1/aT$, e.g.

$$f(T, \hat{\mu}_B) = h(T, \hat{\mu}_B) + \frac{1}{N_\tau^2} g(T, \hat{\mu}_B), \quad (7)$$

with $g(T, \hat{\mu}_B)$ and $h(T, \hat{\mu}_B)$ being rational polynomials of the type given in Eq. 6.

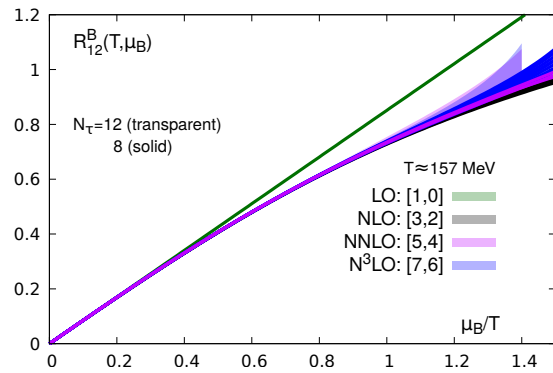


FIG. 2. Expansion of $R_{12}^B \equiv M_B/\sigma_B^2$ at a fixed temperature close to the pseudo-critical line $T_{pc}(\mu_B)$ versus the baryon chemical potential. Shown are results from up to N³LO expansions on lattices of size $32^3 \times 8$ and $48^3 \times 12$.

III. CUMULANTS OF NET BARYON-NUMBER FLUCTUATIONS

A. Mean and variance of net baryon-number fluctuations

We have calculated the ratio of mean, $M_B = \chi_1^B(T, \mu_B)$, and variance, $\sigma_B^2 = \chi_2^B(T, \mu_B)$, of net baryon-number fluctuations,

$$R_{12}^B(T, \mu_B) \equiv \frac{M_B}{\sigma_B^2} = \frac{\chi_1^B(T, \mu_B)}{\chi_2^B(T, \mu_B)}, \quad (8)$$

for systems with vanishing net strangeness, $n_S = 0$, and a net electric-charge to net baryon-number density $n_Q/n_B = 0.4$ on lattices with temporal extent $N_\tau = 8$ and 12. Using up to 8th order Taylor expansion coefficients, we can construct Taylor series up to order $\mathcal{O}(\hat{\mu}_B^7)$ and $\mathcal{O}(\hat{\mu}_B^6)$ for $\chi_1^B(T, \mu_B)$ and $\chi_2^B(T, \mu_B)$, respectively. Truncating these series at k_{max} and $l_{\text{max}} = k_{\text{max}} - 1$, respectively, we construct the $[k_{\text{max}}, l_{\text{max}}]$ polynomial ratios which provide leading order ([1, 0], LO), next-to-leading order ([3, 2], NLO) etc approximations for the ratio of mean and variance of the distribution for net baryon-number fluctuations, $R_{12}^B \equiv M_B/\sigma_B^2$. Results for different $[k_{\text{max}}, l_{\text{max}}]$ are shown in Fig. 2. The figure shows results obtained on lattices with temporal extent $N_\tau = 8$ and 12 at a temperature² $T \simeq 157$ MeV which is close to the pseudo-critical temperature at $\mu_B = 0$.

We find that cut-off effects are negligible for $\mu_B/T \leq 1$ and remain comparable to the statistical errors for the $N_\tau = 12$ data at least up to $\mu_B/T \simeq 1.2$. This holds true in the entire temperature range $T \in [135 \text{ MeV} :$

² As is evident from Tab. I the temperatures differ slightly for the two lattice sizes, $T = 156.76$ MeV for $N_\tau = 8$ and $T = 157.13$ MeV for $N_\tau = 12$, respectively.

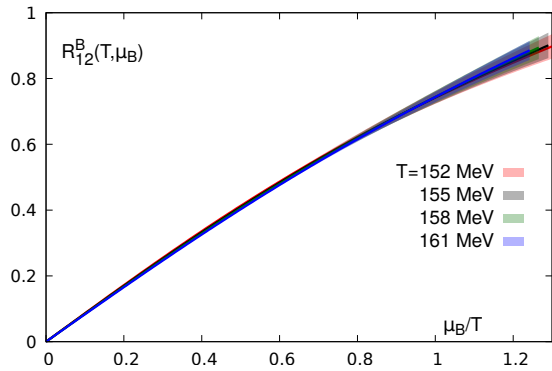


FIG. 3. Continuum estimate for R_{12}^B based on NNNLO expansion results obtained on lattices of size $32^3 \times 8$ and $48^3 \times 12$.

175 MeV] analyzed by us. Differences in R_{12}^B constructed from NNLO and NNNLO Taylor series of the cumulants are about 2% for $\mu_B/T = 1$.

As the temperature dependence of R_{12}^B is weak in the temperature range considered by us and also deviations of the μ_B -dependence from the leading order, linear behavior are moderate we find that using [2, 3] rational polynomials in both terms of the fit ansatz given in Eq. 7 are sufficient for obtaining good fits to the data. We performed fits separately for the NNLO and NNNLO data sets at fixed values of T and $\mu_B/T \leq 1.2$. The resulting continuum estimates for R_{12}^B , evaluated for several values of the temperature in the vicinity of the pseudo-critical temperature, $T_{pc}(0)$, are shown in Fig. 3. We note that the variation with temperature is small. As will be discussed in Section IV the results obtained for R_{12}^B at $\mu_B \lesssim 125$ MeV are in good agreement with HRG model calculations. For larger values of μ_B we find, however, $R_{12}^{B,QCD} > R_{12}^{B,HRG}$, which reflects the large deviations of higher order cumulants, evaluated in QCD at $\mu_B = 0$, from the corresponding HRG values.

B. Skewness and kurtosis of net baryon-number fluctuations

While the low order cumulants $M_B = \chi_1^B(T, \mu_B)$, $\sigma_B^2 = \chi_2^B(T, \mu_B)$ and their ratio are in good agreement with HRG model calculations that use non-interacting, point-like hadrons at and below T_{pc} (see also discussion in section IV), this clearly is not the case for higher order cumulants. This is apparent in calculations of the skewness and kurtosis ratios,

$$R_{31}^B(T, \mu_B) = \frac{S_B \sigma_B^3}{M_B} = \frac{\chi_3^B(T, \mu_B)}{\chi_1^B(T, \mu_B)}, \quad (9)$$

$$R_{42}^B(T, \mu_B) = \kappa_B \sigma_B^2 = \frac{\chi_4^B(T, \mu_B)}{\chi_2^B(T, \mu_B)}, \quad (10)$$

which both are unity in non-interacting HRG model calculations, but are known to be significantly smaller in

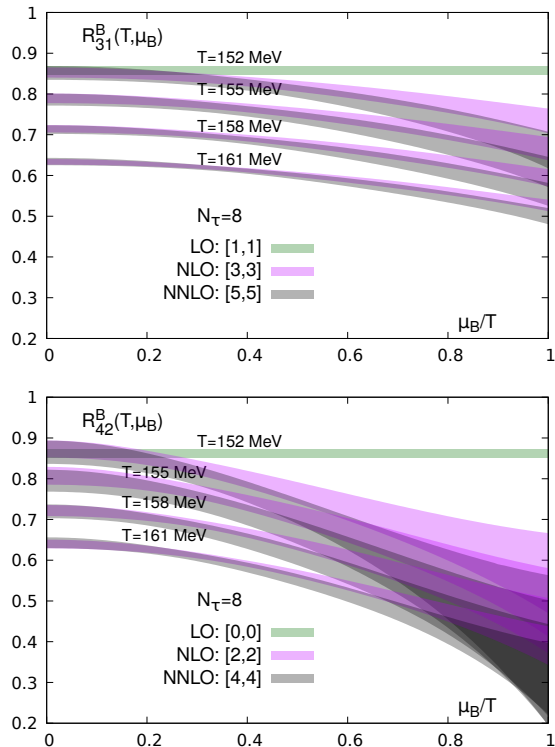


FIG. 4. The cumulant ratios $R_{31}^B(T, \mu_B) \equiv S_B \sigma_B^3 / M_B$ (top) and $R_{42}^B(T, \mu_B) \equiv \kappa_B \sigma_B^2$ (bottom) versus μ_B/T for four different values of the temperature calculated from LO, NLO and NNLO Taylor expansions of the cumulants $\chi_n^B(T, \mu_B)$ on lattices with temporal extent $N_\tau = 8$.

lattice QCD calculations already in the vicinity of the pseudo-critical temperature, $T_{pc}(0)$, at vanishing values of the baryon chemical potential. Moreover, in contrast to the cumulant ratio R_{12}^B , the ratios R_{31}^B and R_{42}^B show a much stronger temperature dependence and a milder dependence on μ_B . It thus has been suggested that the ratio R_{12}^B is well suited to determine the baryon chemical potential from experimental data, while the ratios R_{31}^B and R_{42}^B constrain the temperature [21, 24].

Using our results for up to 8th order cumulants of conserved charge fluctuations and correlations, we can construct NNLO expansions for the third and fourth order cumulants $\chi_3^B(T, \mu_B)$ and $\chi_4^B(T, \mu_B)$, where again the electric-charge and strangeness chemical potentials have been fixed by demanding $n_S = 0$ and $n_Q/n_B = 0.4$. With this we determine up to NNLO results for the skewness and kurtosis cumulant ratios R_{31}^B and R_{42}^B .

We again first use our high statistics data obtained on the $N_\tau = 8$ lattices to analyze the effect of truncations of the Taylor expansions at finite orders of μ_B . We used the fit ansatz given in Eq. 6 and performed fits to LO, NLO and NNLO results for the ratios R_{31}^B and R_{42}^B in the temperature range [135MeV : 175MeV] and for baryon chemical potentials $\mu_B \leq 160$ MeV. Results from these fits are shown in Fig. 4 for four values of the

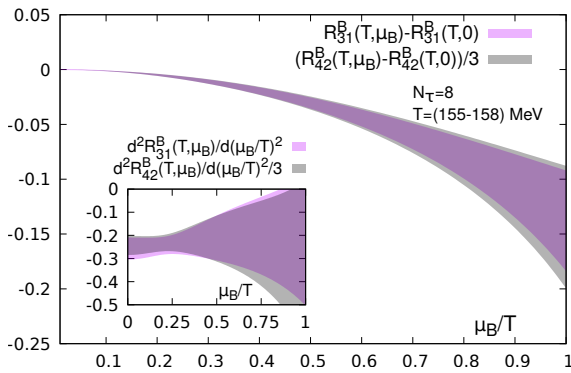


FIG. 5. The μ_B -dependent correction to R_{31}^B compared to one third of the correction for R_{42}^B . The inset shows a comparison of the second derivative of R_{31}^B and $R_{42}^B/3$ with respect to μ_B/T .

temperature in the vicinity of the pseudo-critical temperature $T_{pc}(0)$. The two central T -values, $T = 155$ MeV and 158 MeV, correspond to the lower and upper end of the error band for the pseudo-critical temperature at $\mu_B = 0$. The lowest temperature, $T = 152$ MeV reflects the lowest T -value reached on the pseudo-critical line $T_{pc}(\mu_B)$ at $\mu_B/T = 1$. For clarity we show in Fig. 4 the LO results, which are μ_B -independent, only for the lowest temperature. Of course, at all temperature values the LO results coincide with the values of R_{31}^B and R_{42}^B at $\mu_B = 0$. We also note that in the range of chemical potentials, $0 \leq \mu_B/T \leq 1$, the pseudo-critical temperature only varies slightly. The data shown in Fig. 4 thus cover the entire parameter range of relevance for the calculation of these cumulant ratios on the pseudo-critical line for $\mu_B/T \lesssim 1$.

In [19] we showed that the skewness and kurtosis ratios R_{31}^B and R_{42}^B are almost identical in leading order, $\mathcal{O}(\mu_B^0)$. The NLO correction to the kurtosis ratio R_{42}^B , however, is about a factor three larger than that for the skewness ratio R_{31}^B . Fig. 4 suggests that these relations are still well respected by the NNLO results. The slope of $R_{42}^B(T, \mu_B)$ as function of $\hat{\mu}_B$ at fixed T is significantly larger than that of $R_{31}^B(T, \mu_B)$ and, in fact, it is still consistent with being about a factor three larger. This is shown in Fig. 5 where we compare the μ_B -dependent parts of R_{31}^B and $R_{42}^B/3$. Also shown in this figure are the second derivatives of $R_{31}^B(T, \mu_B)$ and $R_{42}^B(T, \mu_B)/3$ with respect to μ_B/T .

Compared to the lower order ratio R_{12}^B higher order corrections in the Taylor expansion of R_{31}^B are significantly larger. In the temperature range shown in Fig. 4 corrections to the NLO results, arising from the NNLO, $\mathcal{O}(\mu_B^5)$, corrections in the Taylor expansions of the cumulants $\chi_3^B(T, \mu_B)$, are about 5% at $\mu_B/T = 0.8$ and rise to about 10% at $\mu_B/T = 1$. Consequently truncation effects in R_{42}^B are about a factor three larger.

In Fig. 6 we show results for the skewness and kurtosis

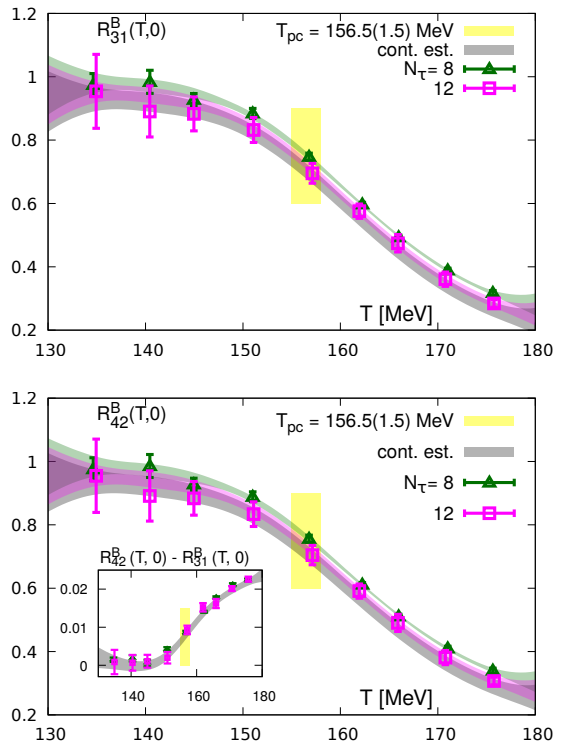


FIG. 6. Continuum estimates for the skewness ratio, $R_{31}^B \equiv S_B \sigma_B^3 / M_B$ (top), and kurtosis ratio $R_{42}^B \equiv \kappa_B \sigma_B^2$ (bottom) at $\mu_B = 0$ based on results obtained on lattices of size $32^3 \times 8$ and $48^3 \times 12$, respectively. The inset in the bottom figure shows the difference $R_{42}^B - R_{31}^B$ at $\mu_B = 0$ as function of T .

ratios $R_{31}^B(T, \mu_B)$ and $R_{42}^B(T, \mu_B)$ obtained at $\mu_B = 0$ on lattices with temporal extent $N_\tau = 8$ and 12 . Obviously results for $N_\tau = 12$ are systematically below those for $N_\tau = 8$. This is in accordance with the observed shift of the pseudo-critical temperatures [7] to smaller values with increasing N_τ or, equivalently, decreasing lattice spacing at fixed temperature $aT = 1/N_\tau$. When performing joint fits to the $N_\tau = 8$ and 12 data, using the ansatz given in Eq. 7, we find that within our current statistical errors on the $N_\tau = 12$ we cannot resolve any T - or μ_B/T -dependence of cut-off effects. It thus suffices to use a constant ansatz for the cut-off corrections, *i.e.* we use $g(T, \mu_B) = a_{0,0}$ and a [3, 4] rational polynomial for the continuum limit result $f(T, \mu_B)$. A joint fit to the $N_\tau = 8$ and 12 data yields $a_{0,0} = 3.2(1.5)$ for $R_{31}^B(T, \mu_B)$ and $a_{0,0} = 3.2(3.0)$ for $R_{42}^B(T, \mu_B)$. The resulting continuum limit estimates at $\mu_B = 0$ are also shown in Fig. 6.

The inset in Fig. 6 (bottom) shows the continuum estimate for the difference $R_{42}^B - R_{31}^B$ at $\mu_B = 0$ as function of T . At temperatures below $T \simeq 150$ MeV this difference is consistent with being zero. In the crossover region, $T_{pc}(0) = 156.5(1.5)$ MeV we find that the difference is slightly positive, $R_{42}^B(T_{pc}) - R_{31}^B(T_{pc}) = 0.008(3)$.

Continuum estimates for $R_{31}^B(T, \mu_B)$ and $R_{42}^B(T, \mu_B)$ at two values of the temperature, corresponding to the

current error band for the pseudo-critical temperature at $\mu_B = 0$ are shown in Fig. 7.

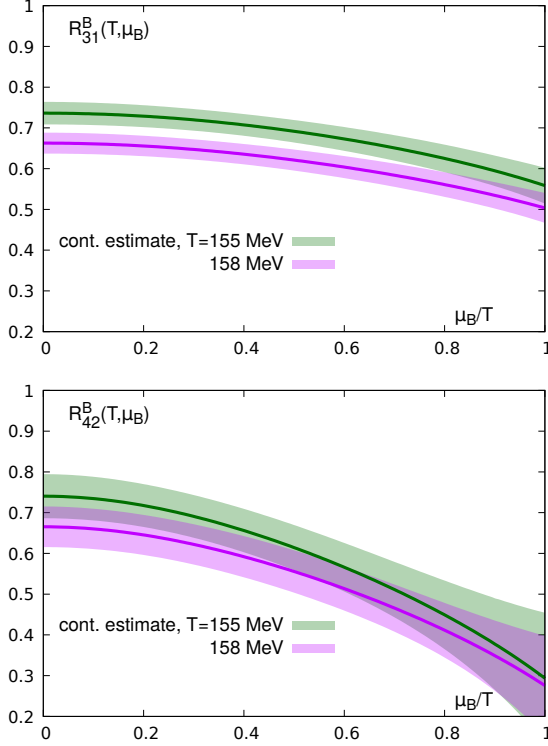


FIG. 7. Continuum estimates for the skewness (top) and kurtosis (bottom) ratios obtained from joint fits to data obtained on lattices with temporal extent $N_\tau = 8$ and 12.

C. Hyper-skewness and hyper-kurtosis of net baryon-number fluctuations

The 5^{th} and 6^{th} order cumulants are related to the corresponding 5^{th} and 6^{th} order standardized moments, *i.e.* the hyper-skewness, S^H , and hyper-kurtosis, κ^H . We consider here the cumulant ratios for 5^{th} and 6^{th} order cumulants of net baryon-number fluctuations,

$$\begin{aligned} R_{51}^B(T, \mu_B) &\equiv \frac{S_B^H \sigma_B^5}{M_B} = \frac{\chi_5^B(T, \mu_B)}{\chi_1^B(T, \mu_B)}, \\ R_{62}^B(T, \mu_B) &\equiv \kappa_B^H \sigma_B^4 = \frac{\chi_6^B(T, \mu_B)}{\chi_2^B(T, \mu_B)}. \end{aligned} \quad (11)$$

Unlike the ratios for skewness and kurtosis cumulants, the corresponding ratios involving 5^{th} and 6^{th} order cumulants are negative already at $\mu_B = 0$ in a broad temperature interval in the vicinity of $T_{pc}(0)$ and become smaller with increasing μ_B . This reflects the properties of the 6^{th} and 8^{th} order cumulants shown in Fig. 1.

The μ_B -dependence of the cumulant ratios R_{51}^B and R_{62}^B follows a pattern similar to that of the skewness and kurtosis ratios. In particular, in LO both ratios are almost identical and the NLO correction to R_{62}^B is about

a factor three larger than that for R_{51}^B . Like in the case of corresponding relations for the skewness and kurtosis ratios these relations simply result from the structure of Taylor expansions for odd and even cumulants [19]. The relations are exact for expansions at vanishing μ_Q and μ_S and apparently they are not much altered in the strangeness neutral case $n_S = 0$ with $n_Q/n_B = 0.4$. A fit to the $N_\tau = 8$ lattice QCD results for the difference $R_{62}^B - R_{51}^B$ at $\mu_B = 0$ yields 0.029(9).

While statistical errors are strongly correlated between the 5^{th} and 6^{th} order cumulants they are large for each of these cumulants individually. For this reason we only present results for these cumulants obtained on lattices with temporal extent $N_\tau = 8$ and evaluate the NLO corrections only for $\mu_B/T \leq 0.8$. NLO results for $R_{51}^B(T, \mu_B)$ and $R_{62}^B(T, \mu_B)$ are shown in Fig. 8.

Obviously NLO corrections for these ratios are negative and substantially larger than those in the skewness and kurtosis ratios. In the vicinity of the pseudo-critical temperature the difference between LO and NLO results at $\mu_B/T = 0.8$ is about an order of magnitude larger in $R_{51}^B(T, \mu_B)$ than in $R_{31}^B(T, \mu_B)$. This also is the case when comparing $R_{62}^B(T, \mu_B)$ with $R_{42}^B(T, \mu_B)$.

The magnitude and sign of the NLO corrections to 5^{th} and 6^{th} order cumulants in relation to corresponding results for the 3^{rd} and 4^{th} order cumulants is evident from the structure of the corresponding Taylor expansion coefficients. It is easy to see this in Taylor expansions performed at $\mu_Q = \mu_S = 0$. In this case one has, for instance,

$$\chi_4^B(T, \mu_B) = \chi_4^B + \frac{\chi_6^B}{2} \left(\frac{\mu_B}{T}\right)^2 + \frac{\chi_8^B}{24} \left(\frac{\mu_B}{T}\right)^4 + \dots \quad (12)$$

$$\chi_6^B(T, \mu_B) = \chi_6^B + \frac{\chi_8^B}{2} \left(\frac{\mu_B}{T}\right)^2 + \dots \quad (13)$$

As can be deduced from Fig. 1, despite of the large errors on current results for χ_8^B , the cumulants χ_6^B and χ_8^B are both negative in the vicinity of the pseudo-critical temperature, however the absolute value of the 8^{th} order cumulant is about an order of magnitude larger. This results in the much larger NLO correction to the expansion of $\chi_6^B(T, \mu_B)$. Although the expansions of all cumulants $\chi_n^B(T, \mu_B)$ will have the same radius of convergence it is apparent that expansions for higher order cumulants will converge more slowly. Higher order corrections to $\chi_5^B(T, \mu_B)$ and $\chi_6^B(T, \mu_B)$ will thus be needed to arrive at firm conclusions on the behavior of these cumulants close to $\mu_B/T \simeq 1$. For $\mu_B/T \simeq 0.3$, however, the NLO correction is about an order of magnitude smaller and thus of similar magnitude as the NNLO correction to $\chi_3^B(T, \mu_B)$ and $\chi_4^B(T, \mu_B)$ at $\mu_B/T \simeq 1$.

For small values of the baryon chemical potential and $\mu_S = \mu_Q = 0$ we thus may extend the result on the ordering of cumulant ratios stated in Eq. 3 and include also results for the 5^{th} and 6^{th} order cumulant ratios,

$$\frac{\chi_6^B(T, \vec{\mu})}{\chi_2^B(T, \vec{\mu})} < \frac{\chi_5^B(T, \vec{\mu})}{\chi_1^B(T, \vec{\mu})} < \frac{\chi_4^B(T, \vec{\mu})}{\chi_2^B(T, \vec{\mu})} < \frac{\chi_3^B(T, \vec{\mu})}{\chi_1^B(T, \vec{\mu})}. \quad (14)$$

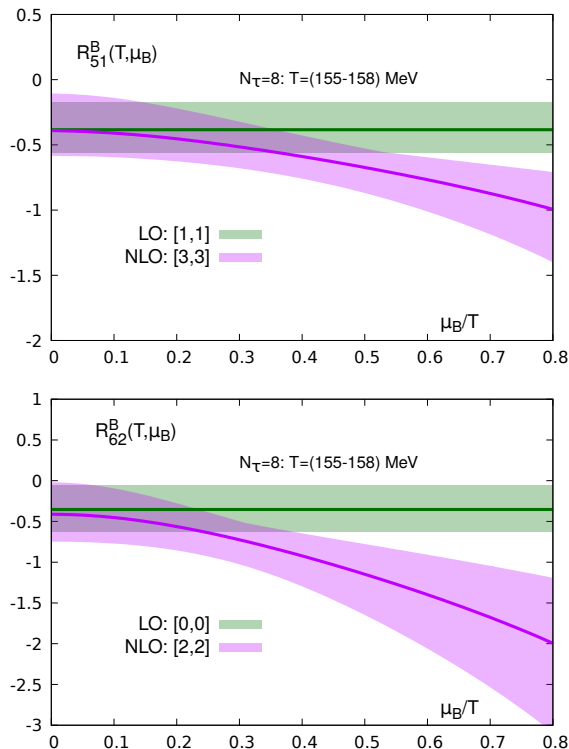


FIG. 8. The cumulant ratios $R_{51}^B(T, \mu_B)$ and $R_{62}^B(T, \mu_B)$ versus μ_B/T from LO and NLO Taylor expansions of the cumulants calculated on lattices with temporal extent $N_\tau = 8$.

IV. BARYON-NUMBER FLUCTUATIONS ON THE PSEUDO-CRITICAL LINE AND THE CUMULANTS OF NET PROTON-NUMBER FLUCTUATIONS

In this section we compare results on higher order cumulants of net proton-number fluctuations, obtained by the STAR Collaboration during BES-I at RHIC [18, 20], with our results for cumulants of net baryon-number fluctuations calculated in QCD on the pseudo-critical line given in Eq. 1. The pseudo-critical line shows only a rather weak dependence on μ_B . The $\mathcal{O}(\mu_B^4)$ correction to $T_{pc}(\mu_B)$ is found to be zero within errors [19]. For $\mu_B \leq T_{pc}(0)$ it changes from $T = 156.5(1.5)$ MeV to $154.5(2.0)$ MeV. This range of temperatures is well covered by the results for cumulant ratios as function of μ_B evaluated at fixed values of the temperature that have been shown in the previous section.

In Fig. 9 we show results for $R_{12}^B(T_{pc}(\mu_B), \mu_B)$ on the pseudo-critical line and compare with results obtained from non-interacting HRG model calculations that utilize hadron resonance gas spectra as listed in the particle data tables [26] as well as spectra calculated in Quark Models [27, 28]. As can be seen in Fig. 9 HRG model calculations for R_{12}^B agree well with QCD results obtained on the pseudo-critical line up to about $\mu_B/T \simeq 0.8$ or $\mu_B \simeq 125$ MeV. This suggests that the use of low order

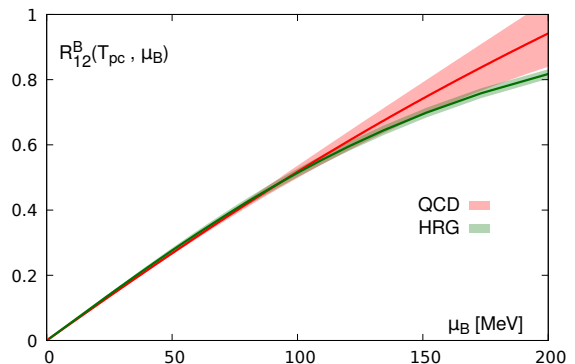


FIG. 9. The cumulant ratio $R_{12}^B(T, \mu_B)$ evaluated on the pseudo-critical line $T_{pc}(\mu_B)$ for the case $n_S = 0$ and $n_Q/n_B = 0.4$. Also shown is the corresponding result obtained in HRG model calculations. In the latter case the width of the line reflects differences resulting from using particle spectra for a non-interacting HRG listed in the Particle Data Tables as well as resulting within Quark Model calculations.

HRG cumulants, in particular the mean of hadron distributions (hadron yields) that are used experimentally to determine freeze-out parameters, may be appropriate at small values of the baryon chemical potential or small net baryon-number densities. The HRG model estimates of freeze-out parameters [12] suggest that the range of baryon chemical potentials $\mu_B/T \lesssim 1$ corresponds to thermal conditions at freeze-out generated in heavy ion experiments at beam energies $\sqrt{s_{NN}} \gtrsim 27$ GeV. Fig. 9 suggests that below this value of $\sqrt{s_{NN}}$ HRG model determinations of baryon chemical potentials differ from QCD determinations by more than 10%. It thus may be useful to eliminate μ_B in favor of a directly accessible physical observable, e.g. R_{12}^B .

At least for $\mu_B \lesssim 200$ MeV truncation errors in the Taylor expansion of the first two cumulants, mean and variance, as well as lattice discretization errors are small. The continuum limit extrapolation for $R_{12}^B(T_{pc}(\mu_B), \mu_B)$, shown in Fig. 9 thus does not suffer from truncation errors in the Taylor series at least up to $\mu_B/T = 1.2$. It is a monotonically rising function³ of μ_B . This allows to replace the chemical potential in an analysis of higher order cumulant ratios in favor of R_{12}^B . We have done so for the comparison of higher order cumulant ratios calculated in lattice QCD on the pseudo-critical line with experimental data on cumulants of net proton-number fluctuations. In Fig. 10 we show the skewness and kurtosis ratios, R_{31}^B and R_{42}^B , on the pseudo-critical line as function of R_{12}^B , which also has been evaluated on the pseudo-critical line. Similar results for the hyper-skewness and hyper-kurtosis ratios are shown in Fig. 11.

³ Note that this will no longer be the case when one comes close to a critical point, where χ_2^B is expected to diverge and $R_{12}^B(T_{pc}(\mu_B), \mu_B)$ thus would approach zero.

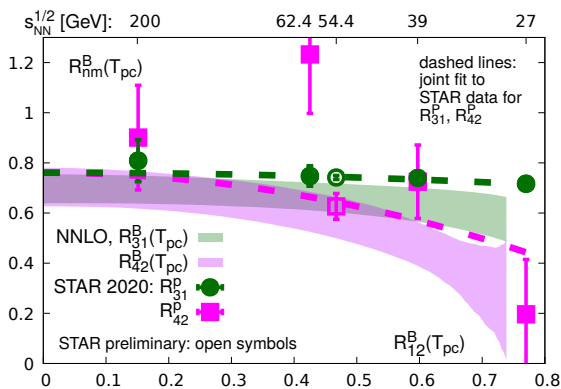


FIG. 10. The cumulant ratios (bands) $R_{31}^B(T, \mu_B) \equiv S_B \sigma_B^3 / M_B$ and $R_{42}^B(T, \mu_B) \equiv \kappa_B \sigma_B^2$ versus $R_{12}^B(T, \mu_B) \equiv M_B / \sigma_B^2$ on the pseudo-critical line calculated from NNLO Taylor series. Data are results on cumulant ratios of net proton-number fluctuations obtained by the STAR Collaboration [18]. Also shown are preliminary results obtained at $\sqrt{s_{NN}} = 54.4$ GeV [20]. Dashed lines show joint fits to the data as described in the text.

In Fig. 10 we show lattice QCD results up to $R_{12}^B = 0.75$, which corresponds to $\mu_B = T_{pc}(\mu_B) \simeq 154.5$ MeV. The width of the bands shown in the figure reflect the error on $T_{pc}(\mu_B)$ as given in Eq. 1 as well as the error on the NNLO and continuum limit estimates for R_{31}^B and R_{42}^B . Note that the upper end of these error bands correspond to the lower temperature, *i.e.* $T = 155$ MeV at $\mu_B = 0$ and $T \simeq 152.5$ MeV at $\mu_B/T = 1$.

Also shown in this figure are results for the skewness and kurtosis ratios of net proton-number fluctuations obtained by the STAR Collaboration [18, 20]. These ratios are plotted versus the measured ratio of mean over variance of net proton-number fluctuations, which is taken as a proxy for the net baryon-number cumulant ratio⁴ R_{12}^B .

As the experimentally determined skewness ratio of net proton-number fluctuations has a rather weak dependence on R_{12}^B and also the QCD result for R_{31}^B has a weak dependence on R_{12}^B , it obviously is not of much importance for the comparison of data and lattice QCD calculations whether R_{12}^P equals R_{12}^B or only is a proxy within say (10-20)%. More relevant is the question to what extent the magnitude of R_{31}^P is a good approximation⁵ for R_{31}^B . A direct comparison between R_{31}^P and R_{31}^B , as shown in Fig. 10, suggests that freeze-out happens in

⁴ In a non-interacting HRG with vanishing strangeness and electric-charge chemical potential the mean over variance of net proton-number fluctuations and net baryon-number fluctuations are identical. In the case of a strangeness neutral ($n_S = 0$ with $n_Q/n_B = 0.4$), non-interacting HRG, however, the latter is about 10% smaller.

⁵ Many caveats for a direct comparison between net baryon-number fluctuations calculated in equilibrium thermodynamics and net proton-number fluctuations measured in heavy ion collisions have been discussed in the literature [10, 13]. The lattice

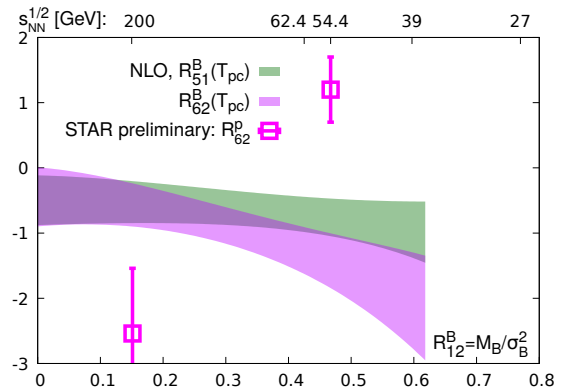


FIG. 11. The cumulant ratios $R_{51}^B(T, \mu_B)$ and $R_{62}^B(T, \mu_B)$ vs. $R_{12}^B(T, \mu_B)$ evaluated on the pseudo-critical line. Data are preliminary results for the cumulant ratio R_{62}^P of net proton-number fluctuations obtained by the STAR Collaboration at $\sqrt{s_{NN}} = 200$ GeV and 54.4 GeV for the (0-40)% centrality class [20].

the vicinity but below the pseudo-critical temperature. In fact, as can be seen in Figs. 4 and 7, the ratios R_{31}^B and R_{42}^B are decreasing functions of the temperature. Experimental data for R_{31}^P lying above the theoretical band for R_{31}^B , evaluated on the pseudo-critical line, thus suggest freeze-out to happen at a lower temperature.

Although errors on experimental results for the kurtosis ratio R_{42}^P are large, they are thermodynamically consistent with the data on the skewness ratio as pointed out already in our earlier analysis [19]. This gets further support through recent high statistics⁶ data obtained by the STAR Collaboration at $\sqrt{s_{NN}} = 54.4$ GeV [20]. These data are shown in Fig. 10 at $R_{12}^P = 0.4672(2)$. For this value of the beam energy the kurtosis ratio R_{42}^P is found to be smaller than R_{31}^P . The magnitude of this difference, $R_{42}^P - R_{31}^P = -0.12(5)$, is in good agreement with the corresponding lattice QCD result on the pseudo-critical line. For the range $R_{12}^B = 0.45(5)$, which corresponds to $\mu_B = (80 - 100)$ MeV, or $\mu_B/T = 0.57(7)$, we find from a fit to the difference of R_{42}^B and R_{31}^B , $R_{42}^B - R_{31}^B = -0.08(3)$. At these values of the baryon chemical potential (or for $R_{12}^B \simeq 0.5$) the NNLO results for the skewness and kurtosis ratios, presented in the previous section, seem to suffer little from truncation effects in the Taylor expansions.

Also shown in Fig. 10 with dashed lines is a joint fit to the experimental data on R_{31}^P and R_{42}^P [18] for $\sqrt{s_{NN}} \geq 19.6$ GeV using a quadratic ansatz, already used

QCD results shown in Fig. 10 thus may be considered only as a starting point for a more refined analysis of the experimental data that may take into account effects arising from experimental acceptance cuts, the small size of the hot and dense medium, non-equilibrium effects etc.

⁶ Statistics at $\sqrt{s_{NN}} = 54.4$ GeV is a factor 3.4 larger than at $\sqrt{s_{NN}} = 200$ GeV and a factor (17-30) larger than at the other $\sqrt{s_{NN}}$ data sets shown in Fig. 10.

in Ref. [19],

$$\begin{aligned} R_{31}^P &= S_0 + S_2 (R_{12}^P)^2, \\ R_{42}^P &= K_0 + K_2 (R_{12}^P)^2, \end{aligned} \quad (15)$$

with $K_0 \equiv S_0$. Including the new data at $\sqrt{s_{NN}} = 54.4$ GeV yields a fit, consistent with [19], but further constrains the parameters. One finds $S_0 \equiv K_0 = 0.761(20)$, $S_2 = -0.077(70)$, $K_2 = -0.54(22)$. From the continuum estimates of R_{31}^B and R_{42}^B at $\mu_B = 0$ shown in Fig. 6 one finds that the value of S_0 corresponds to a freeze-out temperature of 153.5(2.0) MeV. This temperature range is consistent with an earlier determination of the freeze-out temperature that was based on a comparison of the mean over variance ratio of net electric-charge and net proton-number ratios obtained by the STAR and PHENIX Collaborations [29, 30] with corresponding lattice QCD calculations for net electric-charge and net baryon-number cumulant ratios [31]. We also note that the ratio of the curvature of R_{42}^B and R_{31}^B on the pseudo-critical (freeze-out) line tends to be larger than 3, which also has been noted in our previous analysis of skewness and kurtosis ratios [19].

While the experimental data on the skewness and kurtosis cumulant ratios of net proton-number fluctuations, obtained at $\sqrt{s_{NN}} \geq 27$ GeV, are consistent with results on net baryon-number cumulants calculated within equilibrium QCD thermodynamics, this is not the case for the preliminary data on 6th order cumulants presented by the STAR Collaboration [20]. The still preliminary data at $\sqrt{s_{NN}} = 200$ GeV and 54.4 GeV, taken from the (0-40)% centrality class, are shown in Fig. 11 together with the NLO lattice QCD calculations. At both values of $\sqrt{s_{NN}}$ deviations from the NLO lattice QCD results are large and of similar magnitude. While it is conceivable that the NLO results at $R_{12}^B \simeq 0.5$ (or $\mu_B/T \simeq 0.6$) will receive sizeable corrections in NNLO, this is not the case at $R_{12}^B \simeq 0.15$ (or $\mu_B/T \simeq 0.3$). It thus seems impossible to describe both data points within QCD equilibrium thermodynamics. We also note that a large positive χ_{10}^B would be needed, if such a contribution should render the hyper-kurtosis ratio to become positive at $\sqrt{s_{NN}} = 54.4$ GeV.

As pointed out in the previous section the NLO corrections for the hyper-skewness ratio R_{51}^B is a factor three smaller than that for the hyper-kurtosis ratio R_{62}^B . Truncation errors for the former series are thus expected to be less severe. Furthermore, this ratio will also be easier to determine experimentally with smaller statistical errors. It thus would be an important check on the thermodynamic consistency of higher order cumulants to compare experimental data on R_{51}^P at $\sqrt{s_{NN}} \geq 54.4$ GeV with the NLO lattice QCD calculations presented here.

V. SUMMARY AND CONCLUSIONS

We have presented new results on the μ_B -dependence of up to 6th order cumulants using our latest results on

up to 8th order cumulants calculated at vanishing chemical potentials. Using simulation results obtained on lattices of size $32^3 \times 8$ and $48^3 \times 12$ we further presented continuum limit estimates for up to 4th order cumulant ratios. For this analysis we used results from NNLO expansions of cumulants in the baryon chemical potential for strangeness neutral systems, $n_S = 0$ at a electric-charge to baryon number ratio $n_Q/n_B = 0.4$. Systematic effects arising from the truncation of Taylor series for the skewness and kurtosis ratios are shown to be small for $\mu_B/T \leq 1$, *i.e.* for the range of chemical potentials that can be probed in heavy ion collisions in a range of beam energies $\sqrt{s_{NN}} \geq 27$ GeV. A comparison of the results on ratios of up to 4th order cumulants of net baryon-number fluctuations calculated in equilibrium QCD thermodynamics with corresponding cumulants of net proton-number fluctuations yields quite good agreement. This suggests that the latter are consistent with reflecting the imprint of thermodynamical fluctuations at a temperature close to but below the pseudo-critical temperatures $T_{pc}(\mu_B)$. The particularly good agreement between lattice QCD calculations and the high statistics experimental data for up to fourth order cumulants at $\sqrt{s_{NN}} \geq 54.4$ GeV suggests that this conclusion could be further strengthened, would data with similarly high statistics become available also at other beam energies in the range $\sqrt{s_{NN}} \geq 27$ GeV.

We also presented first results from a NLO calculation of 5th and 6th order cumulants and showed that the hyper-skewness and hyper-kurtosis ratios R_{51}^B and R_{62}^B are negative at low values of μ_B/T and temperatures in the vicinity of $T_{pc}(\mu_B)$. This is at odd with preliminary data obtained by the STAR Collaboration at $\sqrt{s_{NN}} \geq 54.4$ GeV for the 6th order cumulant ratio, R_{62}^P , of net proton-number fluctuations, which is found to be positive and close to unity. However, on the one hand corrections to the LO result for these cumulants, calculated in lattice QCD, are large already at $\mu_B \simeq 0.5$. This makes a calculation of NNLO corrections for these cumulants desirable. On the other hand, the experimental determination of 6th order cumulant ratios is known to require high statistics and current experimental data may be statistics limited. We pointed out that a measurement of ratios of 5th and 1st order cumulants would be very helpful as this ratio can be better controlled experimentally and suffer less from truncation effects in NLO lattice QCD calculations.

All data from our calculations, presented in the figures of this paper, can be found at [32]. <https://pub.uni-bielefeld.de/record/2941824>

Acknowledgements: This work was supported by: (i) The U.S. Department of Energy, Office of Science, Office of Nuclear Physics through the Contract No. de-sc0012704; (ii) The U.S. Department of Energy, Office of Science, Office of Nuclear Physics and Office of Advanced Scientific Computing Research within the framework of Scientific Discovery through Advance Computing (SciDAC)

award Computing the Properties of Matter with Leadership Computing Resources; (iii) The U.S. Department of Energy, Office of Science, Office of Nuclear Physics within the framework of the Beam Energy Scan Theory (BEST) Topical Collaboration; (iv) The U.S. National Science Foundation under award PHY-1812332; (v) The Deutsche Forschungsgemeinschaft (DFG, German Research Foundation) - Project number 315477589-TRR 211; (vi) The grant 05P2018 (ErUM-FSP T01) of the German Bundesministerium für Bildung und Forschung; (vii) The European Union H2020-MSCA-ITN-2018-813942(EuroPLEx); (viii) The National Natural Science Foundation of China under grant numbers 11775096 and 11535012 (HTD); (ix) The Early Career Research Award of the Science and Engineering Research Board of the Government of India (PH); (x) Ramanujan Fellowship of the Department of Science and Technology, Government of India (SS).

This research used awards of computer time provided by: (i) The INCITE program at Oak Ridge Leadership Computing Facility, a DOE Office of Science User Facility operated under Contract No. DE-AC05-00OR22725; (ii) The ALCC program at National Energy Research Scientific Computing Center, a U.S. Department of Energy Office of Science User Facility operated under Contract No. DE-AC02-05CH11231; (iii) The INCITE program at Argonne Leadership Computing Facility, a U.S. Department of Energy Office of Science User Facility operated under Contract No. DE-AC02-06CH11357; (iv) The USQCD resources at the Thomas Jefferson National Accelerator Facility.

This research also used computing resources made available through: (i) a PRACE grant at CINECA, Italy; (ii) the Gauss Center at NIC-Jülich, Germany; (iii) the Nuclear Science Computing Center at Central China Normal University and (iv) the GPU-cluster at Bielefeld University, Germany.

Appendix A: Taylor expansion coefficients net baryon-number cumulants

We give here explicit expressions for the first four expansion coefficients in Taylor series for net baryon-number cumulants in strangeness neutral systems ($n_S = 0$) with a fixed ratio of electric charge to baryon number densities ($n_Q/n_B = 0.4$) as defined in Eq. 4. These constraints determine the strangeness and electric charge chemical potentials (μ_S, μ_Q) in terms of the baryon chemical potential μ_B [25],

$$\begin{aligned}\hat{\mu}_Q(T, \mu_B) &= q_1(T)\hat{\mu}_B + q_3(T)\hat{\mu}_B^3 + q_5(T)\hat{\mu}_B^5 + \dots, \\ \hat{\mu}_S(T, \mu_B) &= s_1(T)\hat{\mu}_B + s_3(T)\hat{\mu}_B^3 + s_5(T)\hat{\mu}_B^5 + \dots\end{aligned}\quad (A1)$$

Explicit expressions for the expansion coefficients q_i and s_i up to $i = 5$ are given in appendix B of [25]. Results for $i = 7$ can easily be generated following the procedure outlined in that appendix.

The expansion coefficients of the cumulant series $\chi_n^B(T, \mu_B)$ defined in Eq. 4 are given in terms of the expansion coefficients of the pressure series,

$$\frac{P}{T^4} = \sum_{i,j,k} \frac{1}{i!j!k!} \chi_{ijk}^{BQS} \hat{\mu}_B^i \hat{\mu}_Q^j \hat{\mu}_S^k. \quad (A2)$$

For n even, one obtains for the expansion coefficients $\tilde{\chi}_n^{B,k}$, appearing in Eq. 4

$$\begin{aligned}\tilde{\chi}_n^{B,0} &= \chi_{n00}^{BQS} \\ \tilde{\chi}_n^{B,2} &= (\chi_{n+2,00}^{BQS} + s_1^2 \chi_{n02}^{BQS} + q_1^2 \chi_{n20}^{BQS} + 2s_1 \chi_{n+1,01}^{BQS} \\ &\quad + 2q_1 \chi_{n+1,10}^{BQS} + 2q_1 s_1 \chi_{n11}^{BQS})/2 \\ \tilde{\chi}_n^{B,4} &= (24s_1 s_3 \chi_{n02}^{BQS} + s_1^4 \chi_{n04}^{BQS} + 24q_3 s_1 \chi_{n11}^{BQS} \\ &\quad + 24q_1 s_3 \chi_{n11}^{BQS} + 4q_1 s_1^3 \chi_{n13}^{BQS} + 24q_1 q_3 \chi_{n20}^{BQS} \\ &\quad + 6q_1^2 s_1^2 \chi_{n22}^{BQS} + 4q_1^3 s_1 \chi_{n31}^{BQS} + q_1^4 \chi_{n40}^{BQS} \\ &\quad + 24s_3 \chi_{n+1,01}^{BQS} + 4s_1^3 \chi_{n+1,03}^{BQS} + 24q_3 \chi_{n+1,10}^{BQS} \\ &\quad + 12q_1 s_1^2 \chi_{n+1,12}^{BQS} + 12q_1^2 s_1 \chi_{n+1,21}^{BQS} + 4q_1^3 \chi_{n+1,30}^{BQS} \\ &\quad + 6s_1^2 \chi_{n+2,02}^{BQS} + 12q_1 s_1 \chi_{n+2,11}^{BQS} + 6q_1^2 \chi_{n+2,20}^{BQS} \\ &\quad + 4s_1 \chi_{n+3,01}^{BQS} + 4q_1 \chi_{n+3,10}^{BQS} + \chi_{n+4,00}^{BQS})/24\end{aligned}$$

$$\begin{aligned}
\tilde{\chi}_n^{B,6} = & (360s_3^2\chi_{n02}^{BQS} + 720s_1s_5\chi_{n02}^{BQS} \\
& + 120s_1^3s_3\chi_{n04}^{BQS} + s_1^6\chi_{n06}^{BQS} + 720q_5s_1\chi_{n11}^{BQS} \\
& + 720q_3s_3\chi_{n11}^{BQS} + 720q_1s_5\chi_{n11}^{BQS} + 120q_3s_1^3\chi_{n13}^{BQS} \\
& + 360q_1s_1^2s_3\chi_{n13}^{BQS} + 6q_1s_1^5\chi_{n15}^{BQS} + 360q_3^2\chi_{n20}^{BQS} \\
& + 720q_1q_5\chi_{n20}^{BQS} + 360q_1q_3s_1^2\chi_{n22}^{BQS} + 360q_1^2s_1s_3\chi_{n22}^{BQS} \\
& + 15q_1^2s_1^4\chi_{n24}^{BQS} + 360q_1^2q_3s_1\chi_{n31}^{BQS} + 120q_1^3s_3\chi_{n31}^{BQS} \\
& + 20q_1^3s_1^3\chi_{n33}^{BQS} + 120q_1^3q_3\chi_{n40}^{BQS} + 15q_1^4s_1^2\chi_{n42}^{BQS} \\
& + 6q_1^5s_1\chi_{n51}^{BQS} + q_1^6\chi_{n60}^{BQS} + 720s_5\chi_{n+1,01}^{BQS} \\
& + 360s_1^2s_3\chi_{n+1,03}^{BQS} + 6s_1^5\chi_{n+1,05}^{BQS} + 720q_5\chi_{n+1,10}^{BQS} \\
& + 360q_3s_1^2\chi_{n+1,12}^{BQS} + 720q_1s_1s_3\chi_{n+1,12}^{BQS} \\
& + 30q_1s_1^4\chi_{n+1,14}^{BQS} + 720q_1q_3s_1\chi_{n+1,21}^{BQS} \\
& + 360q_1^2s_3\chi_{n+1,21}^{BQS} + 60q_1^2s_1^3\chi_{n+1,23}^{BQS} + 360q_1^2q_3\chi_{n+1,30}^{BQS} \\
& + 60q_1^3s_1^2\chi_{n+1,32}^{BQS} + 30q_1^4s_1\chi_{n+1,41}^{BQS} + 6q_1^5\chi_{n+1,50}^{BQS} \\
& + 360s_1s_3\chi_{n+2,02}^{BQS} + 15s_1^4\chi_{n+2,04}^{BQS} + 360q_3s_1\chi_{n+2,11}^{BQS} \\
& + 360q_1s_3\chi_{n+2,11}^{BQS} + 60q_1s_1^3\chi_{n+2,13}^{BQS} + 360q_1q_3\chi_{n+2,20}^{BQS} \\
& + 90q_1^2s_1^2\chi_{n+2,22}^{BQS} + 60q_1^3s_1\chi_{n+2,31}^{BQS} + 15q_1^4\chi_{n+2,40}^{BQS} \\
& + 120s_3\chi_{n+3,01}^{BQS} + 20s_1^3\chi_{n+3,03}^{BQS} + 120q_3\chi_{n+3,10}^{BQS} \\
& + 60q_1s_1^2\chi_{n+3,12}^{BQS} + 60q_1^2s_1\chi_{n+3,21}^{BQS} + 20q_1^3\chi_{n+3,30}^{BQS} \\
& + 15s_1^2\chi_{n+4,02}^{BQS} + 30q_1s_1\chi_{n+4,11}^{BQS} + 15q_1^2\chi_{n+4,20}^{BQS} \\
& + 6s_1\chi_{n+5,01}^{BQS} + 6q_1\chi_{n+5,10}^{BQS} + \chi_{n+6,00}^{BQS})/720
\end{aligned}$$

For the expansion coefficients of cumulants $\chi_n^B(T, \mu_B)$, with n odd, one obtains

$$\begin{aligned}
\tilde{\chi}_n^{B,1} = & s_1\chi_{n01}^{BQS} + q_1\chi_{n10}^{BQS} + \chi_{n+1,00}^{BQS} \\
\tilde{\chi}_n^{B,3} = & (6s_3\chi_{n01}^{BQS} + s_1^3\chi_{n03}^{BQS} + 6q_3\chi_{n10}^{BQS} + 3q_1s_1^2\chi_{n12}^{BQS} \\
& + 3q_1^2s_1\chi_{n21}^{BQS} + q_1^3\chi_{n30}^{BQS} + 3s_1^2\chi_{n+1,02}^{BQS} + 6q_1s_1\chi_{n+1,11}^{BQS} \\
& + 3q_1^2\chi_{n+1,20}^{BQS} + 3s_1\chi_{n+2,01}^{BQS} + 3q_1\chi_{n+2,10}^{BQS} + \chi_{n+3,00}^{BQS})/6 \\
\tilde{\chi}_n^{B,5} = & (120s_5\chi_{n01}^{BQS} + 60s_1^2s_3\chi_{n03}^{BQS} + s_1^5\chi_{n05}^{BQS} + 120q_5\chi_{n10}^{BQS} \\
& + 60q_3s_1^2\chi_{n12}^{BQS} + 120q_1s_1s_3\chi_{n12}^{BQS} + 5q_1s_1^4\chi_{n14}^{BQS} \\
& + 120q_1q_3s_1\chi_{n21}^{BQS} + 60q_1^2s_3\chi_{n21}^{BQS} + 10q_1^2s_1^3\chi_{n23}^{BQS} \\
& + 60q_1^2q_3\chi_{n30}^{BQS} + 10q_1^3s_1^2\chi_{n32}^{BQS} + 5q_1^4s_1\chi_{n41}^{BQS} \\
& + q_1^5\chi_{n50}^{BQS} + 120s_1s_3\chi_{n+1,02}^{BQS} + 5s_1^4\chi_{n+1,04}^{BQS} \\
& + 120q_3s_1\chi_{n+1,11}^{BQS} + 120q_1s_3\chi_{n+1,11}^{BQS} + 20q_1s_1^3\chi_{n+1,13}^{BQS} \\
& + 120q_1q_3\chi_{n+1,20}^{BQS} + 30q_1^2s_1^2\chi_{n+1,22}^{BQS} + 20q_1^3s_1\chi_{n+1,31}^{BQS} \\
& + 5q_1^4\chi_{n+1,40}^{BQS} + 60s_3\chi_{n+2,01}^{BQS} + 10s_1^3\chi_{n+2,03}^{BQS} \\
& + 60q_3\chi_{n+2,10}^{BQS} + 30q_1s_1^2\chi_{n+2,12}^{BQS} + 30q_1^2s_1\chi_{n+2,21}^{BQS} \\
& + 10q_1^3\chi_{n+2,30}^{BQS} + 10s_1^2\chi_{n+3,02}^{BQS} + 20q_1s_1\chi_{n+3,11}^{BQS} \\
& + 10q_1^2\chi_{n+3,20}^{BQS} + 5s_1\chi_{n+4,01}^{BQS} + 5q_1\chi_{n+4,10}^{BQS} \\
& + \chi_{n+5,00}^{BQS})/120
\end{aligned}$$

$$\begin{aligned}
\tilde{\chi}_n^{B,7} = & (5040s_7\chi_{n01}^{BQS} + 2520s_1s_3^2\chi_{n03}^{BQS} + 2520s_1^2s_5\chi_{n03}^{BQS} \\
& + 210s_1^4s_3\chi_{n05}^{BQS} + s_1^7\chi_{n07}^{BQS} + 5040q_7\chi_{n10}^{BQS} \\
& + 2520q_5s_1^2\chi_{n12}^{BQS} + 5040q_3s_1s_3\chi_{n12}^{BQS} + 2520q_1s_1^2\chi_{n12}^{BQS} \\
& + 5040q_1s_1s_5\chi_{n12}^{BQS} + 210q_3s_1^4\chi_{n14}^{BQS} + 840q_1s_1^3s_3\chi_{n14}^{BQS} \\
& + 7q_1s_1^6\chi_{n16}^{BQS} + 2520q_3^2s_1\chi_{n21}^{BQS} + 5040q_1q_5s_1\chi_{n21}^{BQS} \\
& + 5040q_1q_3s_3\chi_{n21}^{BQS} + 2520q_1^2s_5\chi_{n21}^{BQS} + 840q_1q_3s_1^3\chi_{n23}^{BQS} \\
& + 1260q_1^2s_1^2s_3\chi_{n23}^{BQS} + 21q_1^2s_1^5\chi_{n25}^{BQS} + 2520q_1q_3^2\chi_{n30}^{BQS} \\
& + 2520q_1^2q_5\chi_{n30}^{BQS} + 1260q_1^2q_3s_1^2\chi_{n32}^{BQS} \\
& + 840q_1^3s_1s_3\chi_{n32}^{BQS} + 35q_1^3s_1^4\chi_{n34}^{BQS} + 840q_1^3q_3s_1\chi_{n41}^{BQS} \\
& + 210q_1^4s_3\chi_{n41}^{BQS} + 35q_1^4s_1^3\chi_{n43}^{BQS} + 210q_1^4q_3\chi_{n50}^{BQS} \\
& + 21q_1^5s_1^2\chi_{n52}^{BQS} + 7q_1^6s_1\chi_{n61}^{BQS} + q_1^7\chi_{n70}^{BQS} + 2520s_3^2\chi_{n+1,02}^{BQS} \\
& + 5040s_1s_5\chi_{n+1,02}^{BQS} + 840s_1^3s_3\chi_{n+1,04}^{BQS} + 7s_1^6\chi_{n+1,06}^{BQS} \\
& + 5040q_5s_1\chi_{n+1,11}^{BQS} + 5040q_3s_3\chi_{n+1,11}^{BQS} + 5040q_1s_5\chi_{n+1,11}^{BQS} \\
& + 840q_3s_1^3\chi_{n+1,13}^{BQS} + 2520q_1s_1^2s_3\chi_{n+1,13}^{BQS} + 42q_1s_1^5\chi_{n+1,15}^{BQS} \\
& + 2520q_3^2\chi_{n+1,20}^{BQS} + 5040q_1q_5\chi_{n+1,20}^{BQS} + 2520q_1q_3s_1^2\chi_{n+1,22}^{BQS} \\
& + 2520q_1^2s_1s_3\chi_{n+1,22}^{BQS} + 105q_1^2s_1^4\chi_{n+1,24}^{BQS} \\
& + 2520q_1^2q_3s_1\chi_{n+1,31}^{BQS} + 840q_1^3s_3\chi_{n+1,31}^{BQS} + 140q_1^3s_1^3\chi_{n+1,33}^{BQS} \\
& + 840q_1^3q_3\chi_{n+1,40}^{BQS} + 105q_1^4s_1^2\chi_{n+1,42}^{BQS} + 42q_1^5s_1\chi_{n+1,51}^{BQS} \\
& + 7q_1^6\chi_{n+1,60}^{BQS} + 2520s_5\chi_{n+2,01}^{BQS} + 1260s_1^2s_3\chi_{n+2,03}^{BQS} \\
& + 21s_1^5\chi_{n+2,05}^{BQS} + 2520q_5\chi_{n+2,10}^{BQS} + 1260q_3s_1^2\chi_{n+2,12}^{BQS} \\
& + 2520q_1s_1s_3\chi_{n+2,12}^{BQS} + 105q_1s_1^4\chi_{n+2,14}^{BQS} + 2520q_1q_3s_1\chi_{n+2,21}^{BQS} \\
& + 1260q_1^2s_3\chi_{n+2,21}^{BQS} + 210q_1^2s_1^3\chi_{n+2,23}^{BQS} + 1260q_1^2q_3\chi_{n+2,30}^{BQS} \\
& + 210q_1^3s_1^2\chi_{n+2,32}^{BQS} + 105q_1^4s_1\chi_{n+2,41}^{BQS} + 21q_1^5\chi_{n+2,50}^{BQS} \\
& + 840s_1s_3\chi_{n+3,02}^{BQS} + 35s_1^4\chi_{n+3,04}^{BQS} + 840q_3s_1\chi_{n+3,11}^{BQS} \\
& + 840q_1s_3\chi_{n+3,11}^{BQS} + 140q_1s_1^3\chi_{n+3,13}^{BQS} + 840q_1q_3\chi_{n+3,20}^{BQS} \\
& + 210q_1^2s_1^2\chi_{n+3,22}^{BQS} + 140q_1^3s_1\chi_{n+3,31}^{BQS} + 35q_1^4\chi_{n+3,40}^{BQS} \\
& + 210s_3\chi_{n+4,01}^{BQS} + 35s_1^3\chi_{n+4,03}^{BQS} + 210q_3\chi_{n+4,10}^{BQS} \\
& + 105q_1s_1^2\chi_{n+4,12}^{BQS} + 105q_1^2s_1\chi_{n+4,21}^{BQS} + 35q_1^3\chi_{n+4,30}^{BQS} \\
& + 21s_1^2\chi_{n+5,02}^{BQS} + 42q_1s_1\chi_{n+5,11}^{BQS} + 21q_1^2\chi_{n+5,20}^{BQS} \\
& + 7s_1\chi_{n+6,01}^{BQS} + 7q_1\chi_{n+6,10}^{BQS} + \chi_{n+7,00}^{BQS})/5040
\end{aligned}$$

-
- [1] H. T. Ding, F. Karsch and S. Mukherjee, *Int. J. Mod. Phys. E* **24**, 1530007 (2015) [arXiv:1504.05274 [hep-lat]].
- [2] X. Luo and N. Xu, *Nucl. Sci. Tech.* **28**, 112 (2017) [arXiv:1701.02105 [nucl-ex]].
- [3] Y. Aoki, G. Endrodi, Z. Fodor, S. Katz, and K. Szabo, *Nature* **443**, 675 (2006) [hep-lat/0611014].
- [4] C. Bonati, M. D’Elia, M. Mariti, M. Mesiti, F. Negro, F. Sanfilippo, *Phys. Rev. D* **92**, 054503 (2015) [arXiv:1507.03571 [hep-lat]].
- [5] P. Cea, L. Cosmai and A. Papa, *Phys. Rev. D* **93**, 014507 (2016) [arXiv:1508.07599 [hep-lat]].
- [6] R. Bellwied, S. Borsanyi, Z. Fodor, J. Günther, S. D. Katz, C. Ratti and K. K. Szabo, *Phys. Lett. B* **751**, 559 (2015) [arXiv:1507.07510 [hep-lat]].
- [7] A. Bazavov *et al.* [HotQCD Collaboration], *Phys. Lett. B* **795**, 15 (2019) [arXiv:1812.08235 [hep-lat]].
- [8] M. Asakawa and K. Yazaki, *Nucl. Phys. A* **504**, 668 (1989).
- [9] A. M. Halasz, A. D. Jackson, R. E. Shrock, M. A. Stephanov, J. J. M. Verbaarschot, *Phys. Rev. D* **58**, 096007 (1998),
J. Berges and K. Rajagopal, *Nucl. Phys. B* **538**, 215 (1999).
- [10] A. Bzdak, S. Esumi, V. Koch, J. Liao, M. Stephanov and N. Xu, arXiv:1906.00936 [nucl-th].
- [11] A. Andronic, P. Braun-Munzinger, K. Redlich and J. Stachel, *Nature* **561**, no. 7723, 321 (2018) [arXiv:1710.09425 [nucl-th]].
- [12] L. Adamczyk *et al.* [STAR Collaboration], *Phys. Rev. C* **96**, 044904 (2017) [arXiv:1701.07065 [nucl-ex]].
- [13] for a discussion and references see: C. Ratti, *Rept. Prog. Phys.* **81**, no. 8, 084301 (2018) [arXiv:1804.07810 [hep-lat]].
- [14] Y. Hatta and M. A. Stephanov, *Phys. Rev. Lett.* **91**, 102003 (2003) [hep-ph/0302002].
- [15] M. A. Stephanov, *Phys. Rev. Lett.* **102**, 032301 (2009) [arXiv:0809.3450 [hep-ph]].
- [16] B. Friman, F. Karsch, K. Redlich and V. Skokov, *Eur. Phys. J. C* **71**, 1694 (2011) [arXiv:1103.3511 [hep-ph]].
- [17] M. M. Aggarwal *et al.* [STAR Collaboration], *Phys. Rev. Lett.* **105**, 022302 (2010).
- [18] J. Adam *et al.* [STAR Collaboration], arXiv:2001.02852 [nucl-ex].
- [19] A. Bazavov *et al.* [HotQCD Collaboration], *Phys. Rev. D* **96**, 074510 (2017) [arXiv:1708.04897 [hep-lat]].
- [20] T. Nonaka (STAR Collaboration), [arXiv:2002.12505 [nucl-ex]];
A. Pandav (STAR Collaboration), [arXiv:2003.12503 [nucl-ex]].
- [21] A. Bazavov *et al.*, *Phys. Rev. Lett.* **109**, 192302 (2012) [arXiv:1208.1220 [hep-lat]].
- [22] S. Borsanyi, Z. Fodor, S. D. Katz, S. Krieg, C. Ratti and K. K. Szabo, *Phys. Rev. Lett.* **113**, 052301 (2014) [arXiv:1403.4576 [hep-lat]].
- [23] E. Follana, Q. Mason, C. Davies, K. Hornbostel, G. P. Lepage, J. Shigemitsu, H. Trottier, K. Wong, *Phys. Rev. D* **75**, 054502 (2007) [arXiv:hep-lat/0610092]].
- [24] F. Karsch, *Central Eur. J. Phys.* **10**, 1234 (2012) [arXiv:1202.4173 [hep-lat]].
- [25] A. Bazavov *et al.*, *Phys. Rev. D* **95**, 054504 (2017) [arXiv:1701.04325 [hep-lat]].
- [26] M. Tanabashi *et al.* (Particle Data Group), *Phys. Rev. D* **98**, 030001 (2018).
- [27] S. Capstick and N. Isgur, *Phys. Rev. D* **34**, 2809 (1986).
- [28] D. Ebert, R. N. Faustov and V. O. Galkin, *Phys. Rev. D* **79**, 114029 (2009) [arXiv:0903.5183 [hep-ph]].
- [29] L. Adamczyk *et al.* [STAR Collaboration], *Phys. Rev. Lett.* **113**, 092301 (2014) [arXiv:1402.1558 [nucl-ex]].
- [30] A. Adare *et al.* [PHENIX Collaboration], *Phys. Rev. C* **93**, 011901 (2016) [arXiv:1506.07834 [nucl-ex]].
- [31] A. Bazavov *et al.*, *Phys. Rev. D* **93**, 014512 (2016) [arXiv:1509.05786 [hep-lat]].
- [32] A. Bazavov *et al.*, doi:10.4119/unibi/2941824
<https://pub.uni-bielefeld.de/record/2941824>