

# Semi-supervised Grasp Detection by Representation Learning in a Vector Quantized Latent Space \*

Mridul Mahajan, Tryambak Bhattacharjee, Arya Krishnan, Priya Shukla and G C Nandi

*Center of Intelligent Robotics*

*Indian Institute of Information Technology, Allahabad, INDIA-211015*

priyashuklalko@gmail.com, mridulmahajan44@gmail.com and gcnandi@iitaa.ac.in

**Abstract**—Determining quality grasps from an image is an important area of research. In this work, we present a semi-supervised learning based grasp detection approach which models a discrete latent space using a Vector Quantized Variational Autoencoder (VQ-VAE). To the best of our knowledge, this is the first time VAEs have been applied in the domain of robot grasp detection. The VAE helps the model in generalizing beyond the Cornell Grasping Dataset (CGD) despite having limited amount of labelled data. We validate this claim by testing the model on images not there in the CGD. Also, the model performs significantly better than existing approaches which do not make use of unlabelled images to improve the grasp.

**Index Terms**—Grasp rectangle, Vector Quantized Variational Autoencoder and Generative Grasp Convolutional Neural Network.

## I. INTRODUCTION

The advancements in the field of automation has lead to an explosive expansion in the use of intelligent machines in various applications. But even with such advancements, robots have not yet become a general-purpose utility as a whole. The reason being the ever-changing environment which calls for the need of tremendous adaptive ability and a near-perfect sense of objectivity. A process such as grasping an object, which may easily come to human beings, is a rather complex process when applied to machines. That being said, the ultimate problem boils down to an intact sense of object detection and grasping which in turn would give robots the ability to manipulate object and hence, help them better understanding their environment.

Earlier, tasks such as this were done using analytical approaches, which in real life situations are laborious and utterly time consuming. These approaches involved hard-coding the instructions involving the robots parameters and its world coordinates. These algorithms, called control algorithms, involved defining control over the robots joints [1] and are designed using the knowledge of human experts.

These manually planned approaches achieve efficiency but are restricted by the programmers predictions and in dynamic environments [2]. One other major limitation of this approach is unstructured environments lacking organisation since those would require a very complex analytical approach [3].

The more dynamic the actuator of the robot is intended to be, the more impossible the task of physically planning

it becomes, hence, manual teaching is efficient but exhaustive [4]. Recently however, Deep learning has remarkably advanced computer vision in fields such as classification, localisation and detection. It has also been observed that the application of computer vision to the problem of object grasping is analogous to object detection methods in the same [5], [6]. Hence, in most previous studies, grasp detection has been presented as a computer vision problem.

## II. ANALYSIS OF PREVIOUS RESEARCH

Primarily, there exist two main techniques for grasp predictions in a given environment: Analytical and Empirical. The analytical techniques involve complex models of geometry, dynamics and kinematics to determine the grasps.

However, the empirical techniques involve estimation models and experience-based approaches

[1], [4], [6]–[11] has investigated the use of deep CNNs in order to predict grasps on objects. From a broad perspective, grasp detection techniques in literature using deep learning can be divided into two main categories [12]:

- 1) Approaches that involve designing an application-specific model. [4], [6], [7]
- 2) Techniques using a pre-existing model and applying it through transfer learning approaches. [1], [8], [9]

Most of them include a two-stage pipeline [6], [10], [11]: firstly, several grasp candidates are sampled from the image, which are then fed as inputs to a CNN network to figure out the best among the sampled candidates. This leads to a substantial execution time causing the grasps to be executed in open loop, meaning once a grasp has been determined, the robot executes it in a fixed way without taking any feedback from the environment, such as any possible changes in the location or orientation of the object after grasp determination.

Lenz et al. [6] have first presented this two-stage cascaded approach. Here, a sliding window has been used to sample a number of grasp candidates. Unlike the two-staged approach, the works of Redmon et al. [8] and Kumra et al. [1], which used adapted versions of AlexNet [13] and ResNet [14] respectively, are popular object detection models to make grasp predictions. Both of these proposed models used a single deep CNN network to regress the final grasp rectangle directly. The problem with directly regressing a *single* grasp rectangle for the entire scene lies in the fact that it might average all possible grasp rectangles that exist for an object which itself might not

\*All authors are equal contributors

be a good grasp candidate. This is because of the fact that simple averaging does not consider the spatial features of the object to be grasped.

There exists one particular work by Morrison et al. [4] that possibly addresses both problems of averaging and execution time. The model named Generative Grasp CNN or simply GGCNN, predicts grasps along with its quality for every single pixel of the image. Previously Ku et al. [7] has used pixel wise grasp representations to predict anthropomorphic grasps in an image. However this technique is valid for cuboid and cylindrical shaped objects only. GGCNN does not have such restrictions and its architecture is fast enough to be used in real-time applications.

### III. FORMULATION OF THE PROBLEM

Due to unavailability of sufficient labelled data to train a neural network for vision based grasp detection, the need to explore semi-supervised learning domain becomes evident. Also, the neural network should have the ability to generalize, so that it understands the data and the semantics behind it instead of learning only a mapping from the input space to the output space. Hence, we explore these ideas in detail in the next sections.

### IV. METHODOLOGY

#### A. Preliminaries

1) *Variational Autoencoder (VAE) [15]*: We can try to explicitly model a distribution over the unlabelled training data since it is available in abundance. Doing this can help us find latent representations which can then be used to perform a supervised task.

Variational Autoencoders are used for approximate density estimation of the training data. Essentially, we first define a density function for the training data over the latent variables  $\mathbf{z}$ , which is intractable to be computed for every  $\mathbf{z}$ .

$$\mathbf{p}_\theta(\mathbf{x}) = \int_{\mathbf{z}} \mathbf{p}_\theta(\mathbf{z}) \mathbf{p}_\theta(\mathbf{x}|\mathbf{z}) d\mathbf{z} \quad (1)$$

Assuming that the training data has been generated from the unobserved latent  $\mathbf{z}$ , for the generation task, we sample  $\mathbf{z}$  from the true prior  $\mathbf{p}(\mathbf{z})$  and then sample  $\mathbf{x}$  from the true conditional distribution over the latent  $\mathbf{z}$ ,  $\mathbf{p}_\theta(\mathbf{x}|\mathbf{z})$ . A gaussian prior is generally used for its simplicity.  $\mathbf{p}_\theta(\mathbf{x}|\mathbf{z})$  is modelled by a neural network whose optimal parameters are found by maximizing the likelihood of the training data. However, this data likelihood is intractable as has been discussed before. As a consequence, the posterior distribution becomes intractable as well. Hence, we define  $\mathbf{q}_\phi(\mathbf{z}|\mathbf{x})$  as an approximation to the posterior. This would then help us derive the lower bound for the data likelihood. The encoder network here is used for inference, and the decoder network is used for generation. Both of these networks are probabilistic, and therefore, output the mean and the diagonal covariance of the density function they model.

The Evidence Lower Bound (ELBO) is a tractable lower bound of the likelihood of the training data whose gradient

can be computed by the reparameterization trick to optimize it.

$$ELBO = \mathbf{E}_{\mathbf{z}} [\log \mathbf{p}_\theta(\mathbf{x}|\mathbf{z})] - \mathbf{D}_{KL}(\mathbf{q}_\phi(\mathbf{z}|\mathbf{x}) || \mathbf{p}_\theta(\mathbf{z})) \quad (2)$$

The first term increases the likelihood of the training data being generated. The second term brings our approximate posterior close to the true prior, which has a closed form solution in the case of a vanilla VAE wherein both these distributions are gaussian.

Therefore, the key highlight of VAE is that the inference network (the encoder) allows the inference of  $\mathbf{q}_\phi(\mathbf{z}|\mathbf{x})$  which can be used for representation learning.

2) *Variational Inference with Normalizing Flow [16]*: The difference between the log likelihood of the training data and ELBO is equal to  $D_{KL}(q_\phi(z|x) || p_\theta(z|x))$ . Hence, the maximization of the lower bound results in the minimization of the KL divergence between the true posterior and the approximate posterior. Our goal is to approximate the true posterior as well as we can. This calls for flexible candidate distributions for  $q_\phi(z|x)$ . However, usually it is modelled by a diagonal gaussian distribution. Having a diagonal posterior distribution implies that the latent variables model independent variational factors. This, however, leads to an inflexible posterior distribution. In fact, modelling richer and flexible posterior estimations is an active area of research. Mohamed et al. 2015 came up with the idea to perform variational inference using normalizing flows. Normalizing flows have been widely used for image synthesis etc. It works by applying a sequence of invertible transformations on the sampled point. Implicitly, the final point obtained by these transformations is a sample from a much more complex distribution. The advantage we get by maintaining that the transformations be invertible is that the density function of the sample after the transformation can be written in terms of the transformation itself and the density function before the transformation. To avoid a large number of transformations to obtain a good approximate posterior, we must have flexible invertible transformations. Furthermore, the determinant of the Jacobian, which is needed in the computation of the density function after the transformation, should be easy to compute. One of the widely used type of normalizing flows is Planar Flow. Planar flows can be represented as follows:  $z = z + uh(w^T z + b)$ . It can be understood as a neural network with one neuron in the hidden layer and a skip connection. The ease to compute the determinant of the Jacobian of a planar flow makes up for its inflexibility due to the single neuron in the hidden layer acting like a bottleneck.

3) *Vector Quantized Variational Autoencoder (VQ-VAE) [17]*: Vinyals et al. (2015) [18] have shown that images are modelled better using discrete symbols. Most of the VAE models having a powerful decoder ignore the latent vectors. This situation is known as the posterior collapse. Indeed, if the log data likelihood measure is to be used, the best generative models would be those who have a powerful decoder and do not use latent vectors at all. Aaron et al. introduced Vector Quantized Variational Autoencoder (VQ-VAE), wherein the

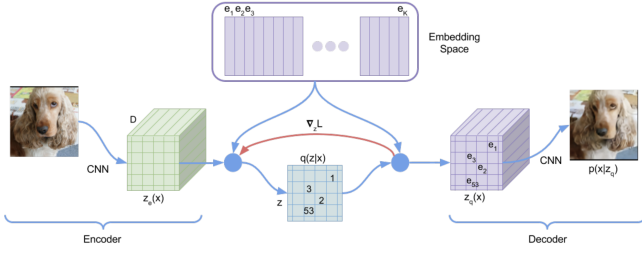


Fig. 1. A figure describing VQ-VAE [17]

latents are discrete instead of continuous. Further, they show that the posterior collapse issue is solved.

VQ-VAE adds a latent embedding space (also known as the dictionary) to the general VAE framework. Each embedding  $e \in \mathbf{R}^{K \times D}$ , where  $K$  is the number of embeddings in the latent embedding space, and  $D$  is the dimension of each embedding. Here, the encoder would not be used to model a gaussian distribution. Instead, its output,  $z_e(x)$ , would be used to perform a nearest neighbour lookup on the vectors in the embedding space to obtain  $z_q(x)$ . Hence, the continuous output vectors from the encoder are being quantized. This is known as vector quantization. Next, the decoder uses  $z_q(x)$  for the reconstruction task.

Unlike a vanilla VAE, the posterior is a one-hot distribution over the embedding space.

$$q(z = k|x) = \begin{cases} 1 & \text{for } k = \underset{j}{\operatorname{argmin}} \|z_e(x) - e_j\|_2, \\ 0 & \text{otherwise} \end{cases} \quad (3)$$

Along with this, the loss function is the sum of ELBO loss, a dictionary learning term, and a commitment loss. The dictionary learning term moves the latent embeddings closer to the output of the encoder, and the commitment loss makes sure the encoder commits to the embedding by moving the output of the encoder to be closer to the chosen embedding from the dictionary.

$$L = \log p(x|z_q(x)) + \|\operatorname{sg}[z_e(x)] - e\|_2^2 + \beta \|z_e(x) - \operatorname{sg}[e]\|_2^2 \quad (4)$$

During the training, the prior is chosen to be a uniform distribution over the embedding space. As a result,  $D_{KL}(q(z|x)||p(z))$  becomes a constant equal to  $\log(K)$ . This indeed is independent of the network weights and hence, would not be there in the objective function.  $K$  instead turns into a hyperparameter.

Note that the vector quantization layer doesn't allow the use of backpropagation due to the arg-min operation. Instead, the gradient is directly copied from the decoder to the encoder, like the straight-through estimator. Fig. 1 gives a visual description of the VQ-VAE model.

4) *Generative Grasp Convolutional Neural Network (GGCNN) [4]:* The Generative Grasp - CNN or the GGCNN model eliminates the need of a two staged pipeline to predict the grasp, thus, causing a huge reduction in both number of

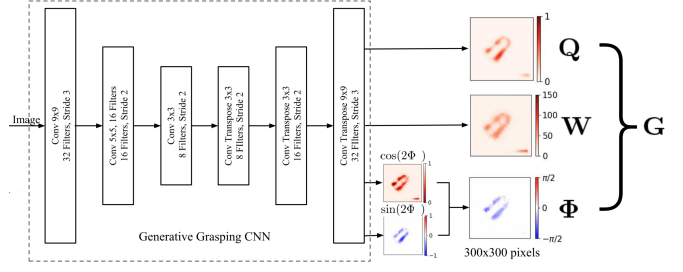


Fig. 2. Architecture of GGCNN [4]

parameters in the model, and execution time. This makes closed loop grasping feasible causing the robot to visually detect changes in the environment as it reaches to grasp the object, and change the trajectory of the gripper accordingly.

GGCNN implements a novel technique in its domain. Instead of sampling of grasp candidates first and then following the pipeline, it directly predicts grasps on each and every pixel of the image. Given a 2D image  $\mathbf{I}$ , the grasp  $\tilde{\mathbf{g}}$  in the image can be represented as  $\tilde{\mathbf{g}} = (\tilde{p}, \tilde{w}, \tilde{\phi}, q)$ , where  $\tilde{p}$  denotes a pixel position  $(i, j)$  which would be the centre of the grasp rectangle in the image,  $\tilde{w}$  and  $\tilde{\phi}$  denote the gripper opening width and the angle of rotation of the gripper respectively, in the image reference frame.

Let the given image  $\mathbf{I}$  be of dimensions  $H \times W$ . The network architecture approximates a function  $\mathbf{M}$  such that :

$$\mathbf{G}^{3 \times H \times W} = \mathbf{M}(\mathbf{I}^{H \times W}) \quad (5)$$

where  $\mathbf{G}$  is the *grasp map*, i.e. the set of all grasps over the image space and is denoted by  $\mathbf{G} = (\mathbf{W}, \Phi, \mathbf{Q})^{3 \times H \times W}$ , where each of  $\mathbf{W}$ ,  $\Phi$  and  $\mathbf{Q}$  are of dimension  $H \times W$ , containing the values of  $\tilde{w}$ ,  $\tilde{\phi}$  and  $\tilde{q}$ , for each pixel  $\tilde{p} = (i, j)$  of the image, where  $0 \leq i < H$  and  $0 \leq j < W$ .

The network architecture of the GGCNN model consists of multiple convolution layers stacked against one another with varying kernels and strides as shown in Fig. 2.

#### B. Our proposed approach

Given  $n_1$  labelled training pairs of the form  $(x, y)$ , where  $x$  is an RGB image and  $y$  is the grasp vector, and  $n_2$  unlabelled training vectors of the form  $(x)$  with unknown  $y$ , we train a VAE on  $n_1 + n_2$  images. The trained VAE should capture important details which should help us in the supervised learning task that follows. We tried a vanilla VAE with normalizing flows, and a VQ-VAE to model the distribution of our training data, and came to the conclusion that VQ-VAE worked very well for our task. This decision was also based on the fact that VQ-VAE does not suffer from posterior collapse. The encoder and the quantization layers are then used to obtain  $n_1$  latent vectors. These latent vectors are then clubbed with their corresponding  $y$  values to obtain training pairs of the form  $(z, y)$  for the supervised learning task, where  $z$  is obtained by passing the corresponding  $x$  through the encoder and the quantizer. These  $(z, y)$  pairs are then used to train our

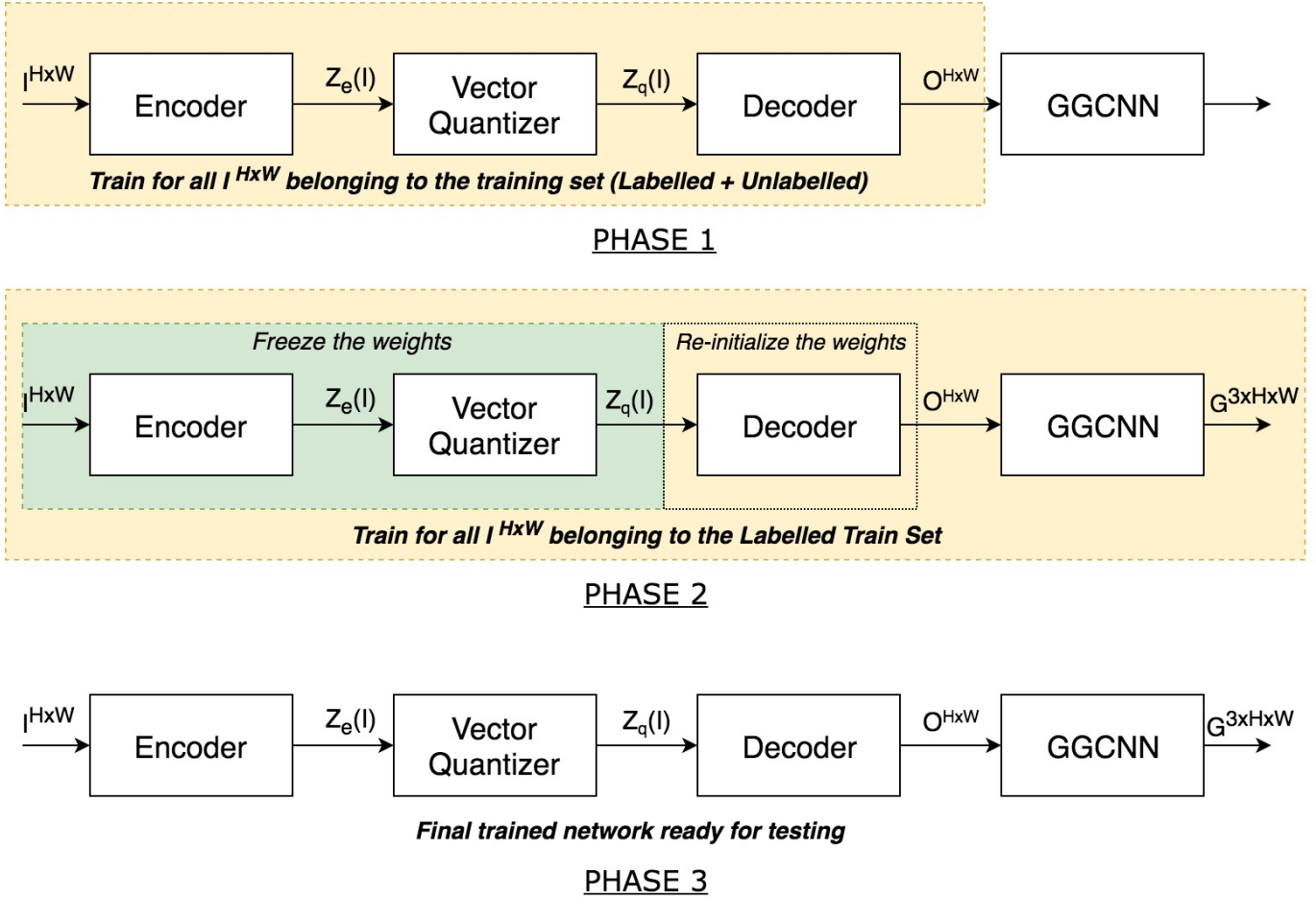


Fig. 3. Proposed approach

modified GGCNN network. We altered the original GGCNN network by using the decoder architecture used in the VQ-VAE as the initial structure of the modified GGCNN. Intuitively, since the decoder architecture worked well in efficiently using the latent embeddings, it should benefit this task as well. Fig. 3 gives a visual description of the proposed approach.

## V. RESULTS AND ANALYSIS

The CGD [19] for detecting grasp rectangles consists of 1035 images. In our experiments, 932 images formed the train set, while the remaining 103 images formed the test set. For our purpose, 104 images in the train set were considered as labelled, while 828 images were considered as unlabelled.

In the first experiment, the GGCNN network was trained on the 103 labelled images in the test set. The second experiment was based on our new approach. Firstly, all the 932 images in the train set were used to train the VQ-VAE. Next, the weights of the encoder network and the vector quantization layers were frozen. Thereafter, the decoder network and the cascaded GGCNN network were trained on the 103 labelled images in the train set.

During testing, the GGCNN network from the first experiment, and the cascaded network from the second experiment

were evaluated on the 104 labelled images in the test set to obtain the grasp maps. The evaluation metric was chosen to be the Jacquard Index, i.e. the intersection over union score.

In the first experiment, the test accuracy was **76.404%**. In the second experiment, the test accuracy was **85.3933%**.

We have observed that both the networks produced good grasps when tested on images in the test set. However, the results were drastically different when tested on images not there in the CGD. Though at times the GGCNN network was able to determine a good quality grasp rectangle, the Q Map was far worse in comparison to the one produced by our approach.

Clearly, the proposed approach is significantly better (refer Fig. 4, 5 and 6) than using only the labelled data for training a neural network for grasp detection.

## VI. CONCLUSION AND FUTURE WORK

In this work, we have presented a new approach for vision based robot grasp detection. We have shown that semi-supervised learning approaches can be utilized to make use of limited labelled data available in the grasp detection domain. Further, we have shown that using a Vector Quantized Variational Autoencoder can help in extracting useful features

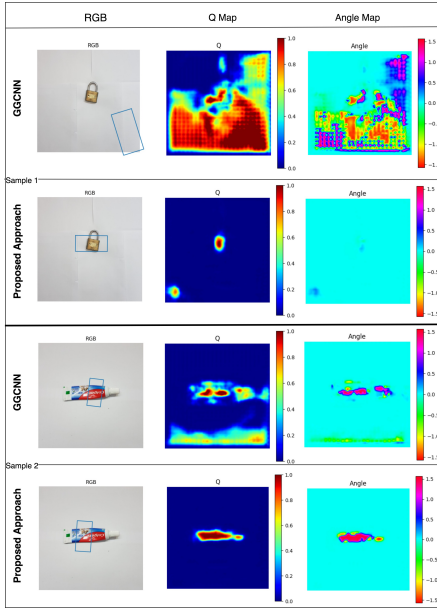


Fig. 4. Experiment Results 1

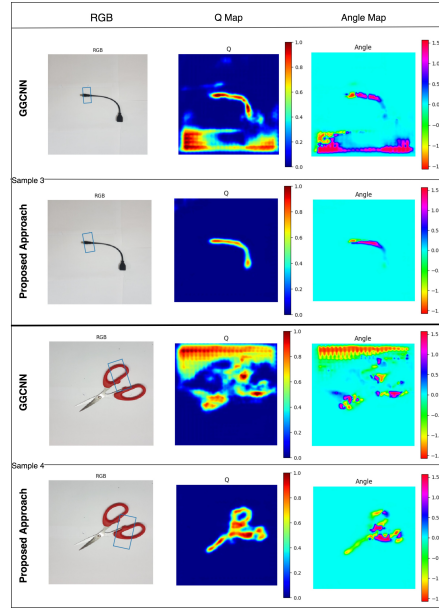


Fig. 5. Experiment Results 2

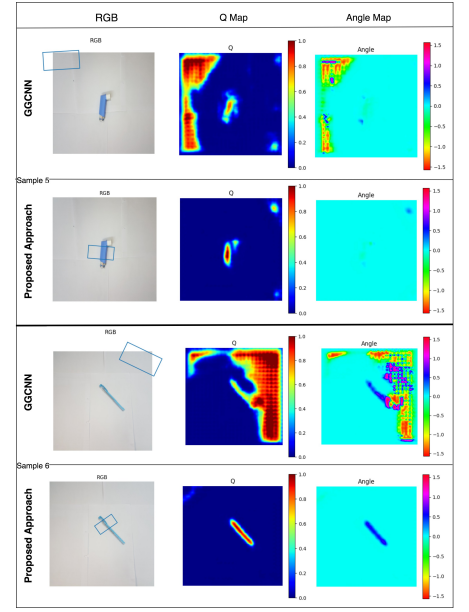


Fig. 6. Experiment Results 3

for determining the grasp vector. Our experiments demonstrate that our new approach outperforms current approaches by a significant margin. Also, we have shown that our model was able to generalize as is evident by the results wherein it performed very well on images not present in the CGD, despite being trained on a small amount of labelled data. The results obtained from the GGCNN network, however, were very poor in comparison.

In our proposed approach, the labels had no influence on the estimation of the posterior distribution. Kingma et al.(2014) [20] focus on the classification problem and construct the posterior as  $q(z, y|x)$  instead and assume it to have a fully factorized form. Here,  $q(z|x)$  is modelled by the classifier. They have intelligently constructed the posterior such that the classifier benefits from both the labelled and the unlabelled data. However, extending the approach to a regression problem is not so trivial. In fact, there is no guarantee that the equations may simplify as they had in the case of a classifier. In future, our approach can be improved by constructing a better posterior which incorporates the GGCNN network and benefits from the labels as well. As a side-benefit, the whole training process would become end-to-end too.

## REFERENCES

- [1] S. Kumra and C. Kanan, "Robotic grasp detection using deep convolutional neural networks," pp. 769–776, 2017.
- [2] J. Kober and J. Peters, "Imitation and reinforcement learning," *Robotics & Automation Magazine, IEEE*, vol. 17, pp. 55 – 62, 07 2010.
- [3] Z. Ju, C. Yang, Z. Li, L. Cheng, and H. Ma, "Teleoperation of humanoid baxter robot using haptic feedback," in *2014 International Conference on Multisensor Fusion and Information Integration for Intelligent Systems (MFI)*, Sep. 2014, pp. 1–6.
- [4] D. Morrison, P. Corke, and J. Leitner, "Closing the loop for robotic grasping: A real-time, generative grasp synthesis approach," *CoRR*, vol. abs/1804.05172, 2018. [Online]. Available: <http://arxiv.org/abs/1804.05172>
- [5] M. Jiang and Saxena, "Efficient grasping from RGBD images: Learning using a new rectangle representation," *IEEE International Conference on Robotics and Automation*, May 2011.
- [6] I. Lenz, H. Lee, and A. Saxena, "Deep learning for detecting robotic grasps," *The International Journal of Robotics Research*, vol. 34, no. 4-5, pp. 705–724, 2015.
- [7] L. Y. Ku, E. G. Learned-Miller, and R. A. Grupen, "Associating grasping with convolutional neural network features," vol. abs/1609.03947, 2016. [Online]. Available: <http://arxiv.org/abs/1609.03947>
- [8] J. Redmon and A. Angelova, "Real-time grasp detection using convolutional neural networks," pp. 1316–1322, May 2015.
- [9] J. Watson, J. Hughes, and F. Iida, "Real-world, real-time robotic grasping with convolutional neural networks," 07 2017, pp. 617–626.
- [10] J. Wei, H. Liu, G. Yan, and F. Sun, "Robotic grasping recognition using multi-modal deep extreme learning machine," *Multidimensional Systems and Signal Processing*, vol. 28, no. 3, pp. 817–833, 2017.
- [11] J. Wang, Q. Hu, and D. Jiang, "A lagrangian network for kinematic control of redundant robot manipulators," *IEEE Transactions on Neural Networks*, vol. 10, no. 5, pp. 1123–1132, 1999.
- [12] S. Caldera, A. Rassau, and D. Chai, "Review of deep learning methods in robotic grasp detection," *Multimodal Technologies and Interaction*, vol. 2, no. 3, p. 57, 2018.
- [13] A. Krizhevsky, I. Sutskever, and G. E. Hinton, "Imagenet classification with deep convolutional neural networks," pp. 1097–1105, 2012.
- [14] K. He, X. Zhang, S. Ren, and J. Sun, "Deep residual learning for image recognition," pp. 770–778, 2016.
- [15] D. P. Kingma and M. Welling, "An introduction to variational autoencoders," *CoRR*, vol. abs/1906.02691, 2019. [Online]. Available: <http://arxiv.org/abs/1906.02691>
- [16] R. van den Berg, L. Hasenclever, J. M. Tomczak, and M. Welling, "Sylvester Normalizing Flows for Variational Inference," *arXiv e-prints*, p. arXiv:1803.05649, Mar 2018.
- [17] A. van den Oord, O. Vinyals, and K. Kavukcuoglu, "Neural discrete representation learning," vol. abs/1711.00937, 2017. [Online]. Available: <http://arxiv.org/abs/1711.00937>
- [18] O. Vinyals, A. Toshev, S. Bengio, and D. Erhan, "Show and Tell: A Neural Image Caption Generator," *arXiv e-prints*, p. arXiv:1411.4555, Nov 2014.
- [19] C. University, "Robot learning lab: Learning to grasp," Available online: [http://pr.cs.cornell.edu/grasping/rect\\_data/data.php](http://pr.cs.cornell.edu/grasping/rect_data/data.php).
- [20] D. P. Kingma, D. J. Rezende, S. Mohamed, and M. Welling, "Semi-Supervised Learning with Deep Generative Models," *arXiv e-prints*, p. arXiv:1406.5298, Jun 2014.