

Data Selection for Federated Learning with Relevant and Irrelevant Data at Clients

Tiffany Tuor*, Shiqiang Wang†, Bong Jun Ko‡, Changchang Liu†, Kin K. Leung*

Abstract

Federated learning is an effective way of training a machine learning model from data collected by client devices. A challenge is that among the large variety of data collected at each client, it is likely that only a subset is relevant for a learning task while the rest of data has a negative impact on model training. Therefore, before starting the learning process, it is important to select the subset of data that is relevant to the given federated learning task. In this paper, we propose a method for distributedly selecting relevant data, where we use a benchmark model trained on a small benchmark dataset that is task-specific, to evaluate the relevance of individual data samples at each client and select the data with sufficiently high relevance. Then, each client only uses the selected subset of its data in the federated learning process. The effectiveness of our proposed approach is evaluated on multiple real-world datasets in a simulated system with a large number of clients, showing up to 25% improvement in model accuracy compared to training with all data.

1 Introduction

To benefit from the huge volume of data generated by client devices (e.g., mobile phones, smart sensors), *federated learning* (FL) has been proposed as a way of distributed model training without exchanging raw data, which preserves data privacy and conserves communication bandwidth [8, 12, 14, 16, 25]. In FL, multiple clients participate in model training in a collaborative and coordinated manner. The learning proceeds by iteratively exchanging model parameters between the clients and a server, while each client’s local data are *not* shared with others.

Existing work on FL mostly focused on model training using pre-defined datasets at client devices. While such scenarios are meaningful, it can be far from practical situations where each client can have a large variety of data which may or may not be relevant to the given FL task, and the relevance is unknown by the system. For example, if the task is to classify handwritten digits, printed digits can be considered as irrelevant data although they may be tagged with the same set of labels (thus difficult for the system to distinguish). Including irrelevant data in the FL process can reduce model accuracy and slow down training. In this paper, we address the following problem: how does a client select relevant data for a given FL task?

*Department of Electrical and Electronic Engineering, Imperial College London, UK

†IBM T. J. Watson Research Center, Yorktown Heights, NY, USA

‡Stanford Institute for Human-Centered Artificial Intelligence (HAI), Stanford, CA, USA

Contact authors: Tiffany Tuor (tiffany.tuor14@imperial.ac.uk), Shiqiang Wang (wangshiq@us.ibm.com)
Preprint.

We consider an FL system with a *model requester* (MR), multiple clients, and a server. An FL task is defined by the MR which provides the model logic (e.g., a specific deep neural network architecture). The MR can be any user device with computational capability, which may or may not be a client or the server at the same time.

We propose a novel method for identifying relevant data at each client for a given FL task. In our proposed approach, the MR has a small set of *benchmark data* that is used as an example to capture the desired input-output relation of the trained model, but is insufficient to train the model itself. The benchmark data does *not* need to be shared with the server or other clients directly, only a *benchmark model* trained on the benchmark data needs to be shared, thus preserving privacy. Using the benchmark model provided by the MR, each client identifies a subset of its data that will be involved in this FL task. Then, FL proceeds, where each client’s local computation is only performed on its selected data. In this way, our approach works in a distributed manner without requiring clients or MR to share raw data.

The performance of our proposed approach is evaluated with extensive experiments. On a variety of real-world datasets with different types of noise (see the definition of “noise” in Section 2), we show that our data selection approach outperforms other baseline approaches even when the MR only has a very small amount of benchmark data. Furthermore, we show that data selection also speeds up the overall FL process.

2 Related Work

FL was first introduced by McMahan et al. [14], which allows multiple client devices to learn a global model while keeping their raw data stored locally. In FL settings, some work has studied the case with malicious clients [1, 4] and servers [23], where both defense and attacking mechanisms are considered. The above body of work focuses on a unified behavior of a client or the server in its entirety, i.e., the entire client/server is either malicious or not. It does not allow the more realistic setting where relevant and irrelevant data (with respect to a particular FL task) coexist at each client.

Relevant and irrelevant data in the training dataset has been considered for centralized machine learning in recent years, where irrelevant data can be regarded as *noise* for a given machine learning task. Note that, however, noise for one task may be useful data for another task. Different categories of noise have been identified by Wang et al. [22] for supervised learning tasks with a fixed number of (known) classes:

1. Closed-set vs. open-set noise

- *Closed-set noise*: Data sample of a known class is labeled as another known class.
- *Open-set noise*: Data sample of an *unknown* class is labeled as a known class¹.

2. Strong vs. weak noise

- *Strong noise*: The number of noisy data samples can exceed the number of clean data samples.

¹For example, to classify images of cats of dogs, an image of a dog labeled as a cat is a closed-set noise, an image of an elephant labeled as a dog is an open-set noise, because elephant does not belong to the set of known classes (cats and dogs).

- *Weak noise*: The number of noisy data samples is less than the number of clean data samples.

Among these different types of noise, approaches for model training in the *weak closed-set* noise setting has been most extensively studied [5, 6, 17], and the *strong closed-set* noise setting has been studied by Veit et al. [20], Vahdat [19], and Hendrycks et al. [7]. Very recently, the *weak open-set* noise setting is studied by Wang et al. [22], Yu et al. [26], and Lee et al. [11]. We note that all the approaches that address the strong noise scenario require a small set of clean benchmark data, as we do in our paper. In addition, existing approaches for the open-set setting involve very complex models that need to be trained on the entire dataset even though they only apply to the weak noise scenario, which makes them infeasible for distributed datasets in FL.

In summary, there is a significant gap between the above existing work and the problem we solve in this paper. To the best of our knowledge, none of the following aspects has been studied in the literature: 1) strong open-set noise, 2) data cleansing/filtering in FL with decentralized datasets located at clients. In FL, strong open-set noise can frequently exist in scenarios where only a small portion of the data at each client is relevant to the given task. In this paper, we propose a novel method of filtering the data in a *distributed manner* for FL with *strong open-set noise*, which also works in weak noise and closed-set noise scenarios at the same time.

3 System Model and Definitions

We consider an FL system with multiple clients and a server. Each client has its own local dataset with diverse types of data. As described in Section 1, an FL task is initiated by an MR. The MR specifies what model needs to be trained, and also has a small *benchmark dataset* that can be generated by the MR based on its own knowledge of the learning task or via other means, but are deemed to have correct labels for all data in it. However, the amount of benchmark data is usually very small compared to the collection of all clients’ local data and is therefore insufficient for training a highly accurate model, which is why FL involving multiple clients is needed.

Each client may have different amounts of relevant and irrelevant data with respect to an FL task. After the system receives the model training request, a distributed data selection procedure is performed, which is described in details in Section 4. The selected relevant data at each client are then used in the FL process of this task.

In this paper, we assume that the clients are trusted and cooperative. They voluntarily participate in refining the dataset for each task. The noise in the data (with respect to the task) can be due to the following reasons: 1) irrelevance of the data to the task, 2) data mislabeling by the client or by a third-party that provides data to the client, 3) lack of proper representation of data labels in the system (e.g., a label “0” can represent different things depending on the context).

We consider a set of data \mathcal{D} (potentially including noisy data samples) distributed over N clients such that $\mathcal{D} = \bigcup_{n=1}^N \mathcal{D}_n$, where \mathcal{D}_n is the dataset located at client n . We focus on supervised learning with labeled training data in this paper. The *loss function* of a labeled data sample $(x_i, y_i) \in \mathcal{D}$ is defined as $l(f(x_i, \theta), y_i)$, where x_i is the input to the model, y_i is the desired output (label) of the model, $f(x_i, \theta) = \hat{y}_i$ is the predicted output of the model, and θ is the model parameter vector. The function $f(x_i, \theta)$ captures the model logic and can be different for different models. The loss function $l(f(x_i, \theta), y_i)$ is an error function in the form of mean squared error, cross entropy, etc.

For an FL task, let $\mathcal{F} \subseteq \mathcal{D}$ denote the set of samples that is selected as relevant to the given task. This set is found by finding the subset $\mathcal{F}_n \subseteq \mathcal{D}_n$ in each client n ($\mathcal{F} = \bigcup_{n=1}^N \mathcal{F}_n$) and the

details of this selection process will be given in Section 4. The overall loss of relevant data at client n is defined as $L_n(\theta) = \frac{1}{|\mathcal{F}_n|} \sum_{(x_i, y_i) \in \mathcal{F}_n} l(f(x_i, \theta), y_i)$, where $|\cdot|$ denotes the cardinality of the set, based on which the global loss across all clients is defined as $L(\theta) = \frac{\sum_{n=1}^N |\mathcal{F}_n| L_n(\theta)}{\sum_{n=1}^N |\mathcal{F}_n|}$. The goal of FL on the selected data subset \mathcal{F} is to find the model parameter vector $\hat{\theta}$ that minimizes $L(\theta)$:

$$\hat{\theta} = \arg \min_{\theta} L(\theta). \quad (1)$$

The minimization problem in (1) is solved in a distributed manner using standard FL procedure [14, 21] that includes the following steps:

1. Each client n (simultaneously) performs $\tau \geq 1$ steps of stochastic gradient descent (SGD) on its local model parameter θ_i , according to

$$\theta_n(t) = \theta_n(t-1) - \eta \nabla L_n(\theta_n(t-1)) \quad (2)$$

where we consider the number of local iteration steps (between communications with the server) τ as a fixed parameter in this paper, and $\nabla L_n(\theta_n(t-1))$ is the stochastic gradient of the loss value computed on a *mini-batch* of data randomly sampled from \mathcal{F}_n .

2. Each client n sends its new parameter $\theta_n(t)$ to the server.
3. The server aggregates the parameters received from each client, according to

$$\theta(t) = \frac{\sum_{n=1}^N |\mathcal{F}_n| \theta_n(t)}{\sum_{n=1}^N |\mathcal{F}_n|}. \quad (3)$$

4. The server sends the global model parameter $\theta(t)$ computed in (3) to each client. After receiving the global model parameter, each client n updates its local model parameter $\theta_n(t) \leftarrow \theta(t)$.

The above steps repeat until training convergence. The size of the mini-batch at client n to compute $\nabla L_n(\theta_n(t-1))$ should be proportional to $|\mathcal{F}_n|$, to ensure that the stochastic gradient is an unbiased estimator of the actual gradient [18] and that the number of iterations for a full pass through the data (i.e., an epoch) in \mathcal{F}_n is the same for each client n . In this paper, we use a fixed percentage of $|\mathcal{F}_n|$ as the mini-batch size of each client n , thus different clients may have different mini-batch sizes depending on $|\mathcal{F}_n|$.

4 Data Selection

Data selection is performed at the beginning of each FL task, before the distributed model training process (i.e., Steps 1–4 in Section 3) starts. The goal is to filter out noisy data samples to the specific FL task. The filtering process is decentralized, where each client performs the filtering operation on its own dataset and only exchanges a small amount of meta-information with the server.

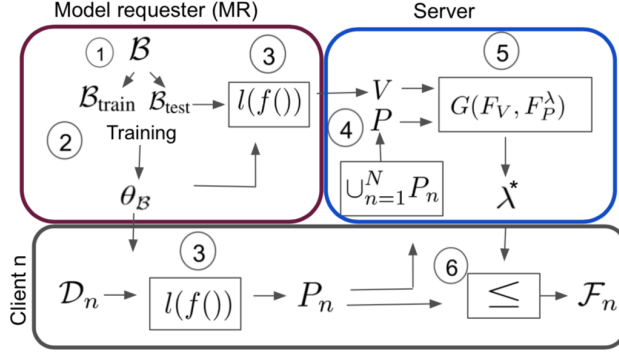


Figure 1: Data selection procedure.

The main idea is that the MR first trains a *benchmark model* (of the same type as the final model requested by the MR) using *only a subset* of the benchmark data owned by the MR². To determine relevance, each client n evaluates the loss $l(f(x_i, \theta), y_i)$ for each data sample $(x_i, y_i) \in \mathcal{D}_n$ using the benchmark model. By comparing the distribution of loss values of clients' data samples and a held-out set of benchmark data (that was not used for training the benchmark model), we determine a threshold; data samples with loss higher than the threshold are seen as noise and excluded from this FL task.

Figure 1 shows the overall data selection process involving the MR, server, and clients, including the following steps:

- a) The MR builds (trains) the benchmark model using a small benchmark dataset without noise (Steps 1 and 2). It then calculates a distribution of loss values given by the benchmark model on the held-out benchmark data.
- b) Each client evaluates its own dataset against the benchmark model, and creates a set of loss values computed on all its data samples (Step 3).
- c) The server merges the sets of loss values from all clients, and compares the distribution of clients' loss values against the distribution of loss values of the benchmark dataset (computed by the MR), to calculate the filtering threshold (Steps 4 and 5).
- d) Each client filters out noisy data samples in its dataset using the filtering threshold (Step 6).

Note that this process is performed *without transmitting raw data* at the MR/clients to the server; only a benchmark model and the losses are exchanged, hence suitable for FL settings. In the following, we begin the detailed description of this filtering process by formally establishing its objective.

²Note that training the benchmark model is usually less computationally intensive than training the final model using FL, because the benchmark dataset size is usually small. Therefore, we assume that the benchmark model can be trained by the MR on its own.

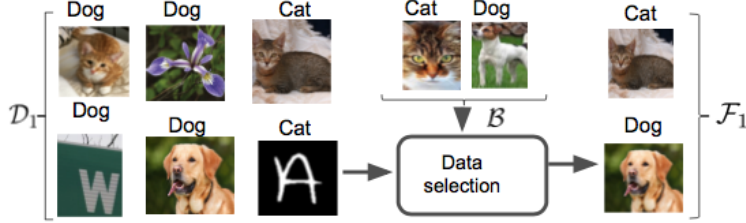


Figure 2: Example of noisy data at clients (\mathcal{D}_1), benchmark dataset (\mathcal{B}), and the filtered dataset (\mathcal{F}_1).

4.1 Objective

Assume an MR wants to train a classifier able to recognize the classes (labels) defined in a label set C and has a set of benchmark data \mathcal{B} which only contains a small number of examples correctly labeled from each of the categories defined in C ; typically $|\mathcal{B}| \ll |\mathcal{D}|$. For example, an MR whose focus is on recognizing images of *cats* and *dogs* will provide a few correctly labeled examples representing *cats* and *dogs*, and $C = \{\text{dog}, \text{cat}\}$ is implicitly defined.

Our overall goal of data selection is to find the subset $\mathcal{F} \subseteq \mathcal{D}$, such that the *testing* loss function evaluated on classes defined by C is minimized:

$$\min_{\mathcal{F}} \sum_{(x_i, y_i) \in \mathcal{T}} l(f(x_i, \hat{\theta}); y_i) \quad (4)$$

where the test dataset $\mathcal{T} = \{(x_i, y_i) : y_i \in C\}$ is a held-out dataset, separated from the training dataset \mathcal{D} and the benchmark dataset \mathcal{B} (i.e., $\mathcal{T} \cap \mathcal{D} = \emptyset$ and $\mathcal{T} \cap \mathcal{B} = \emptyset$), and $\hat{\theta}$ is the parameter vector of the model obtained from (1).

Figure 2 shows an example of a noisy dataset \mathcal{D}_1 , a benchmark dataset \mathcal{B} owned by the MR, and the ideal subset \mathcal{F}_1 , obtained using our proposed filtering method.

4.2 Training Benchmark Model

First, the benchmark dataset \mathcal{B} is divided into a training set $\mathcal{B}_{\text{train}}$ and a test set $\mathcal{B}_{\text{test}}$ (Step 1 in Figure 1) such that $\mathcal{B}_{\text{train}} \cap \mathcal{B}_{\text{test}} = \emptyset$. Then, the benchmark model is trained using $\mathcal{B}_{\text{train}}$, whose parameter $\theta_{\mathcal{B}}$ is obtained by minimizing the following expression using a model training process, e.g., SGD (Step 2):

$$\theta_{\mathcal{B}} = \arg \min_{\theta} \frac{1}{|\mathcal{B}_{\text{train}}|} \sum_{(x_i, y_i) \in \mathcal{B}_{\text{train}}} l(f(x_i, \theta), y_i) . \quad (5)$$

4.3 Finding Loss Distribution Using Benchmark Model

The model parameter $\theta_{\mathcal{B}}$ is used to find two sets of loss values (Figure 1, Step 3), evaluated on $\mathcal{B}_{\text{test}}$ and \mathcal{D}_n respectively:

$$V = \{l(f(x_i, \theta_{\mathcal{B}}), y_i) : \forall (x_i, y_i) \in \mathcal{B}_{\text{test}}\} \quad (6)$$

$$P_n = \{l(f(x_i, \theta_{\mathcal{B}}), y_i) : \forall (x_i, y_i) \in \mathcal{D}_n\}. \quad (7)$$

Note that V is obtained by the MR from $\mathcal{B}_{\text{test}}$, and each P_n is obtained from \mathcal{D}_n by each client n . Then, V and all P_n 's are sent to the server, and $\{P_n\}$ is combined to obtain the loss value set of all clients' data (Step 4), i.e., $P = \bigcup_{n=1}^N P_n$.

The set V provides a reference distribution of loss values, against which the relevance of the data samples at each client n is assessed. Intuitively, we assume that the smaller the individual loss value $l(f(x_i, \theta_B), y_i)$ is, the more (x_i, y_i) will fit to the benchmark model defined by θ_B , hence being more likely relevant to the learning task under consideration.

4.4 Calculating Filtering Threshold in Loss Values

We use V as a benchmark distribution of acceptable range of individual loss values for data samples in \mathcal{D} . In other words, we assume that data samples, whose loss values evaluated with the benchmark model are within an “acceptable” range in the distribution of V , have a high probability to be relevant to the learning of the target model. Inversely, if a sample has a loss value out of this acceptable range, there is a high probability that this sample will either corrupt the model training or just be irrelevant.

The goal is then to find a good threshold in the loss value to determine which data samples to include in the set of relevant (not noisy) data \mathcal{F}_n . Note that this can be seen as outlier detection, where the outliers are defined as the irrelevant data samples with respect to the target model, and their detection is performed in the 1-dimensional space of loss values mapped from the original data space via the benchmark model. Note also that we defined V as the set of loss function values evaluated on $\mathcal{B}_{\text{test}}$ and not $\mathcal{B}_{\text{train}}$, to avoid loss values over-fitted to the subset of benchmark data used for training.

Our approach of detecting the outliers (i.e., noisy data) is to use V as a mask to find an upper limit of acceptable loss values via a statistical test that compares the distribution of V and P . More specifically, let us denote the empirical CDF (Cumulative Distribution Function) of V and P by F_V and F_P , respectively; that is, $F_V(x) = \Pr\{X \leq x : X \in V\}$ and $F_P(x) = \Pr\{X \leq x : X \in P\}$. We further denote by F_P^λ the conditional CDF of P such that $F_P^\lambda(x) = \Pr\{X \leq x | X \leq \lambda : X \in P\}$. Note that, we call this conditional CDF the “truncated” CDF as the maximum range of values is truncated down to λ , i.e., $F_P^\lambda(x) = 1$ if $x \geq \lambda$, and $F_P^\lambda(x) = F_P(x)/F_P(\lambda)$ if $x < \lambda$.

Given λ , we define the distance G between the two distributions F_V and F_P^λ by the Kolmogorov-Smirnov (KS) distance [13], which is often used to quantify the distance between two CDFs. Specifically, $G(F_V, F_P^\lambda) = \sup_x |F_V(x) - F_P^\lambda(x)|$.

Then, we calculate our threshold in loss values, denoted by λ^* , that minimizes G , that is:

$$\lambda^* = \arg \min_{\lambda} G(F_V, F_P^\lambda). \tag{8}$$

Figure 3 illustrates this process with an example. Given the unconditional CDFs $F_V(x)$ and $F_P(x)$ in Figure 3a, the distances between $F_V(x)$ and the truncated CDF $F_P^\lambda(x)$ for different values of λ are shown in Figures 3c, 3d, and 3e. In this example, $\lambda^* \approx 4.8$ because it minimizes the KS distance between F_V and F_P^λ , as shown in Figure 3b.

4.5 Local Selection of Data by Clients

After computing λ^* according to (8), the server sends λ^* to all the clients. Then, each client n makes the selection of relevant data locally (Step 6 in Figure 1):

$$\mathcal{F}_n = \{(x_i, y_i) \in \mathcal{D}_n : l(f(x_i, \theta_B), y_i) \leq \lambda^*\}. \tag{9}$$

Once the selection is made locally for every client, the standard FL process starts, where each client n performs SGD on the selected data \mathcal{F}_n . As explained in Section 3, the mini-batch size is

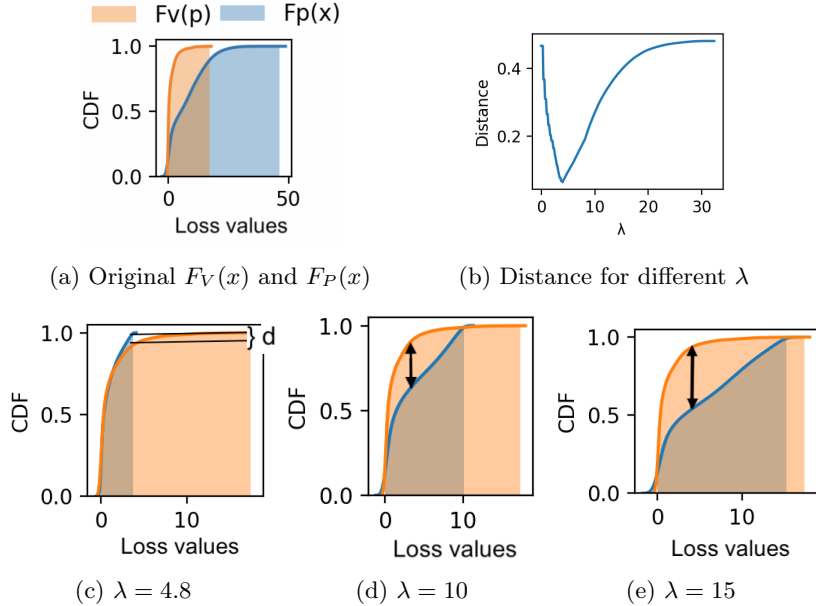


Figure 3: KS distance and optimal λ for $F_V(x)$ and $F_P^\lambda(x)$.

Table 1: Summary of Datasets used in Experiments

Dataset	# Training	# Testing	Category	Format	Description
MNIST	60,000	10,000	10	$28 \times 28 \times 1$	hand-written digits
SVHN	73,257	26,032	10	$32 \times 32 \times 3$	cropped digits from street view
FEMNIST	71,090	8,085	62	$28 \times 28 \times 1$	hand-written characters (FL setting)
Chars74K	58,097	17,398	62	$28 \times 28 \times 1$	natural images, hand-written and font characters
FASHION	60,000	10,000	10	$28 \times 28 \times 1$	fashion items
CIFAR-10	50,000	10,000	10	$32 \times 32 \times 3$	various object classes
CIFAR-100	50,000	10,000	100	$32 \times 32 \times 3$	various object classes

adapted according to the size of \mathcal{F}_n . In the extreme case where a client has no data of interest to an FL task, the mini-batch size for this client will be 0 and this client is excluded from the FL task under consideration.

5 Experimentation Results

5.1 Setup

We conduct experiments in an FL system with a large number of simulated clients ($N \geq 100$).

5.1.1 Datasets

We use seven image datasets as listed in Table 1, which can be grouped into three categories. The first two datasets represent digits (0–9): MNIST [10] for handwritten digits and SVHN [15] for street-view house numbers. The next two datasets contain images of English characters and digits

(‘a’-‘z’, ‘A’-‘Z’, and ‘0’-‘9’): FEMNIST [2] for handwritten ones, and Chars74K [3] for a mix of characters obtained from outdoor images, hand-written characters, and computer fonts. The last three datasets represent images of various objects: FASHION [24] for fashion items, and CIFAR-10 and CIFAR-100 [9] for different types of objects (e.g., vehicles, animals).

5.1.2 Data Partition Among Clients

We partition data into clients in a non-i.i.d. manner as in realistic FL scenarios. For FEMNIST which is already partitioned by the writers, we consider the images from each writer as belonging to a separate client. For all other datasets, the data are distributed into clients so that each client has only one class (label) of data from that dataset. The clients and labels are associated randomly, so that the number of clients for each label differ by at most one. For all clients with the same label, the data with this label are partitioned into clients randomly. When multiple datasets are mixed together (the open-set noise setting), different clients have different proportions of samples from each dataset, resulting in different amount of data samples in total. We have $N = 370$ clients in any experiment involving FEMNIST which is obtained using the default value in FEMNIST for non-i.i.d. partition³. For experiments without FEMNIST, we assume $N = 100$ clients.

5.1.3 Noisy Data

Open-set noisy data are constructed by adding data from other datasets as noise to a given “target” dataset (i.e., the clean dataset for the model being trained in the task). We mix the noisy data samples to the target dataset, and preserve their labels in the mixed dataset⁴. For example, we sample some data from SVHN (acting as noise, with labels 0–9) and add them to MNIST (acting as the target dataset, with labels 0–9) while keeping the same label, e.g., data with label 0 in SVHN is mixed only with data with label 0 in MNIST. Even if the number of labels in the noise dataset is different from that of the target dataset, we apply the noise only to the labels that are common to both datasets; e.g., CIFAR-10’s data with 10 labels are added to the corresponding first 10 classes of FEMNIST, or CIFAR-100’s first 62 classes of data are mixed to the corresponding classes of FEMNIST. Additionally, in order to mix different datasets and train them together, we transform the open-set noise data such that their dimensions are the same as that of the target dataset (e.g., when training a classifier for SVHN with MNIST as noise, we transform MNIST to color images, and resize them to 32×32 pixels).

In closed-set noise settings where the noise and the clean data both belong to a single dataset, which can be seen as a special case of the open-set noise setting, a subset of the dataset is mislabeled from one class to another.

5.1.4 Benchmark Data

The benchmark dataset used to build the benchmark model is obtained by sampling a certain percentage of data from the original (clean) datasets. For all datasets other than FEMNIST, the benchmark dataset is sampled randomly from the training data. For FEMNIST, which is pre-partitioned, the benchmark dataset only includes data from a small subset of partitions (clients) corresponding to individual writers.

³<https://github.com/TalwalkarLab/leaf/tree/master/data/femnist>

⁴This is a common practice for simulating open-set noise [7, 22].

5.1.5 Model and Baseline Methods

We use a convolutional neural network (CNN) as the classifier for all experiments. The CNN architecture is the same as the one used by Wang et al. [21]. After data selection, we perform FL where each client n only uses its selected data \mathcal{F}_n (see Section 4), using SGD with learning rate $\eta = 0.01$, number of local updates $\tau = 10$, and a mini-batch size of 8% of \mathcal{F}_n for each client n (see Section 3).

To evaluate our data selection method, we consider three baseline methods for comparison: (i) model trained only on the small benchmark dataset (referred to as the *benchmark model*), (ii) model trained with FL using only the target dataset without noise at each client (i.e., the ideal case), and (iii) model trained with FL using all the (noisy) data at clients without data selection. For these baseline methods, we use the same training parameters as above.

5.2 Results

5.2.1 Data Selection Performance (Different Types of Noise)

We first conduct experiments with different types of noise: (i) open-set noise from datasets in the same category, (ii) open-set noise from a different category, and (iii) closed-set noise in the same dataset. In particular, we use FEMNIST as the target dataset, and mix Chars74k into it as the same-category open-set noise, and CIFAR-100 as the different-category open-set noise⁵. In both cases, we produce the data in a 1:1 target to noise ratio in terms of the number of samples. For the closed-set noise, we mislabel samples that have labels from 0 to 31 by adding +2 to the true label, in 75% of the clients, resulting in approximately 37.5% of the total dataset being mislabeled. The benchmark dataset is generated by sampling up to 5% of FEMNIST (see Section 5.1.4).

Figure 4 shows the accuracy achieved by the four models (obtained by our method and the three baselines) on the test data when they are trained with the above three noisy data settings. The performance of the benchmark model is shown as a constant in Figure 4 (and also in Figure 6 later), because it is trained at the MR before FL starts. We see that, in all cases, our approach always performs very close to the ideal case baseline (“FEMNIST only”), and significantly better than the benchmark model and the one trained with the entire dataset with both target and noise. This shows the robustness of our approach to both open-set and closed-set noise.

Figure 5 shows the results of repeating the same experiments but with the amount of benchmark data varied from 1% to 5% of the original dataset. The results, shown as the accuracy on the test data when FL has converged, clearly indicate that the model built with our data selection method performs very close to the ideal-case baseline, while outperforming the other two baselines (benchmark model and noisy data model), for all sizes of the benchmark dataset. We also see that the performance of the benchmark model increases with the (clean) benchmark dataset size as expected, while the performance of our approach remains nearly constant. This shows that our approach works well even with a very small amount of benchmark data (such as 1% of the original data).

⁵We observe similar results from other combinations of target and noise datasets, which are omitted in this paper for brevity.

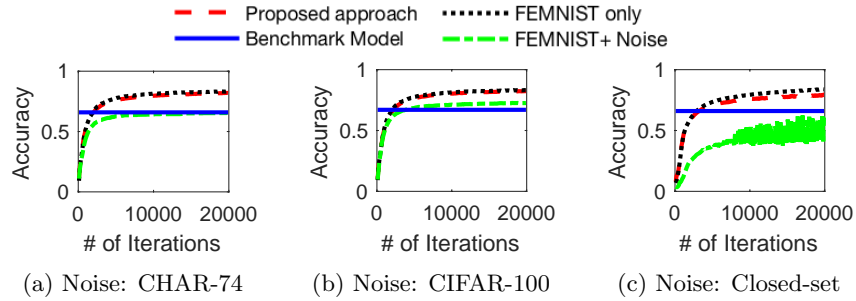


Figure 4: Classifying FEMNIST under different types of noise, when the amount of benchmark data is 3% of the original data.

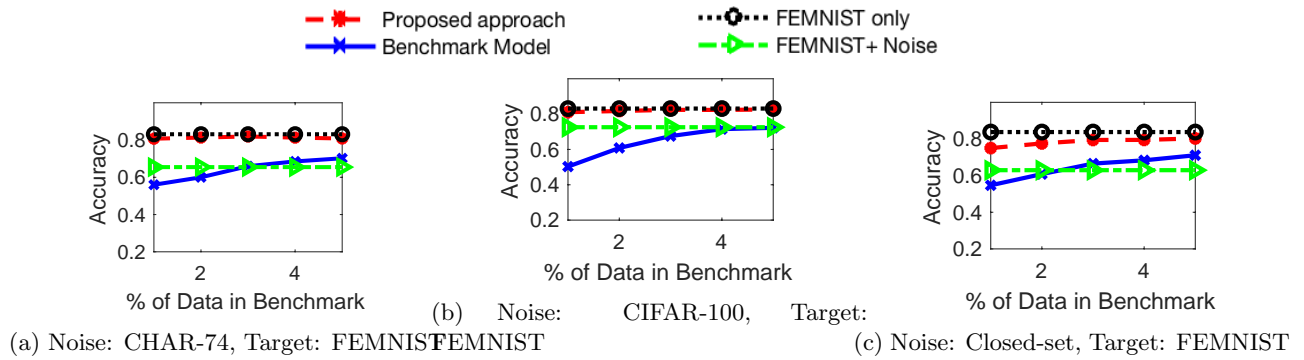


Figure 5: Varying size of benchmark data when classifying FEMNIST under different types of noise.

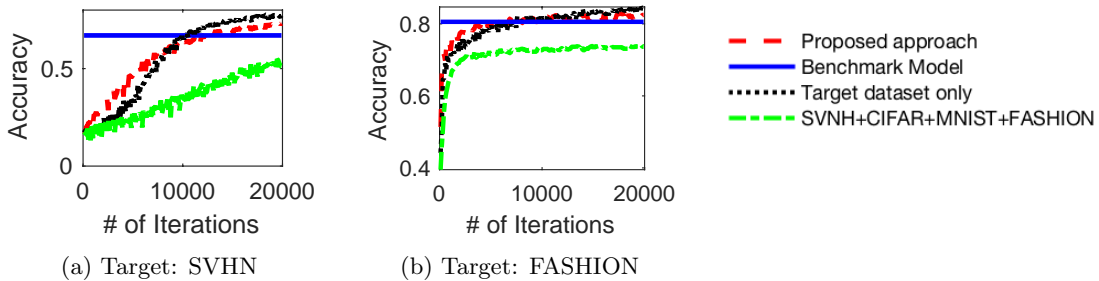


Figure 6: Strong open-set noise scenario, when the amount of benchmark data is 3% of the original data.

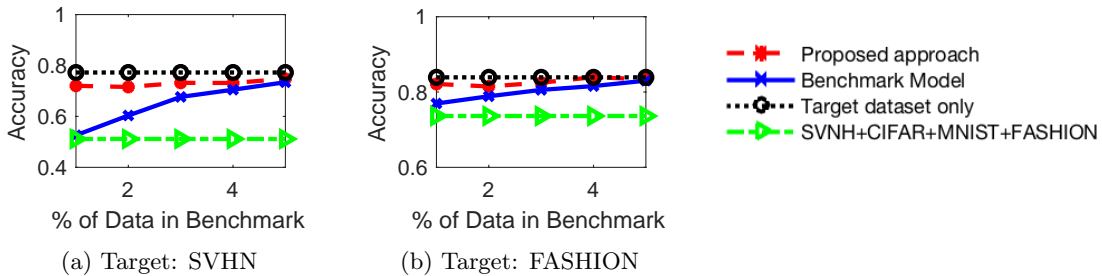


Figure 7: Varying size of benchmark data with strong noise.

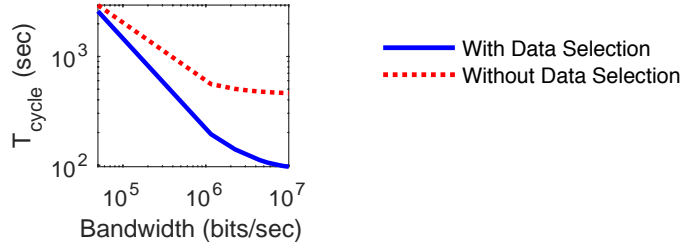


Figure 8: Comparison of the average time of a cycle with and without data selection.

5.2.2 Data Selection Performance (Strong Noise)

We then conduct experiments to assess our data selection method when we further increase the level of the noise such that 75% of the training data are noise. Figure 6 shows the results (testing accuracy) for the cases when (i) SVHN is the target dataset with CIFAR-10, MNIST, and FASHION as noise (Figure 6a), and (ii) FASHION is the target dataset with CIFAR-10, SVHN, and MNIST as noise (Figure 6b). Additionally, Figure 7 shows results for varying sizes of benchmark dataset.

The overall trend in the performance is similar to what is observed with mild noise levels in Figures 4 and 5. Our approach achieves a model accuracy very close to the ideal-case baseline, while significantly outperforming the case without data selection. The benchmark model in this case performs reasonably well, too, since a relatively small amount of training data for these two target datasets (SVHN and FASHION) is generally sufficient to train a model achieving good accuracy. However, as observed in Figure 7, the benchmark models still suffer when the benchmark dataset is very small, whereas our data selection method performs well, indicating that our method enables effective FL even under strong noise levels and small benchmark dataset.

We also compare the average completion time of an FL “cycle” with and without our data selection approach, using SVNH as the target dataset as in Figures 6a and 7a. Here, a cycle of FL is defined as the time duration for all the clients $n = 1, 2, \dots, N$ to *download* the model parameter vector $\theta_n^{(k)}(t)$, *compute* τ steps of model update according to (2) on local data, and *upload* the new $\theta_n^{(k)}(t + \tau)$ to the server. We study the time of a cycle using real measurements of the computation time on Raspberry Pi 4 devices and simulated transmission times (for sending model parameters between clients and server) under different communication bandwidths. The results are shown in Figure 8. We see that data selection also reduces the training time, because by having only a subset of relevant data involved in each task, the mini-batch sizes at clients are smaller than involving all the data at clients, as we use a variable mini-batch size equal to a fixed percentage of the data size (see the discussion in Section 3). Note that even if we fix the mini-batch size, the overall time for each client to make a pass over all its data (i.e., one epoch) is still shorter when using data selection.

6 Conclusion

In this paper, we have considered a challenge in FL where each client may have various types of local data with noisy labels. To overcome this challenge, we have proposed a method for selecting the subset of relevant data to be involved in an FL task. Through extensive experimental analysis using multiple real-world datasets, we have demonstrated the effectiveness of our data selection

method in strong open-set noise setting, and its advantages over multiple baseline approaches.

References

- [1] Peva Blanchard, Rachid Guerraoui, Julien Stainer, et al. Machine learning with adversaries: Byzantine tolerant gradient descent. In *Advances in Neural Information Processing Systems*, pages 119–129, 2017.
- [2] Sebastian Caldas, Peter Wu, Tian Li, Jakub Konečný, H Brendan McMahan, Virginia Smith, and Ameet Talwalkar. Leaf: A benchmark for federated settings. *arXiv preprint arXiv:1812.01097*, 2018.
- [3] Teófilo Emídio De Campos, Bodla Rakesh Babu, Manik Varma, et al. Character recognition in natural images. *VISAPP (2)*, 7, 2009.
- [4] Clement Fung, Chris JM Yoon, and Ivan Beschastnikh. Mitigating sybils in federated learning poisoning. *arXiv preprint arXiv:1808.04866*, 2018.
- [5] Aritra Ghosh, Himanshu Kumar, and PS Sastry. Robust loss functions under label noise for deep neural networks. In *AAAI*, 2017.
- [6] Bo Han, Quanming Yao, Xingrui Yu, Gang Niu, Miao Xu, Weihua Hu, Ivor Tsang, and Masashi Sugiyama. Co-teaching: Robust training of deep neural networks with extremely noisy labels. In *Advances in Neural Information Processing Systems*, pages 8527–8537, 2018.
- [7] Dan Hendrycks, Mantas Mazeika, Duncan Wilson, and Kevin Gimpel. Using trusted data to train deep networks on labels corrupted by severe noise. In *Advances in Neural Information Processing Systems*, pages 10456–10465, 2018.
- [8] Peter Kairouz, H. Brendan McMahan, et al. Advances and open problems in federated learning. *arXiv preprint arXiv:1912.04977*, 2019.
- [9] Alex Krizhevsky, Geoffrey Hinton, et al. Learning multiple layers of features from tiny images. Technical report, Citeseer, 2009.
- [10] Yann LeCun, Léon Bottou, Yoshua Bengio, and Patrick Haffner. Gradient-based learning applied to document recognition. *Proceedings of the IEEE*, 86(11):2278–2324, 1998.
- [11] Kimin Lee, Sukmin Yun, Kibok Lee, Honglak Lee, Bo Li, and Jinwoo Shin. Robust inference via generative classifiers for handling noisy labels. *arXiv preprint arXiv:1901.11300*, 2019.
- [12] Tian Li, Anit Kumar Sahu, Ameet Talwalkar, and Virginia Smith. Federated learning: Challenges, methods, and future directions. *arXiv preprint arXiv:1908.07873*, 2019.
- [13] Frank J Massey Jr. The kolmogorov-smirnov test for goodness of fit. *Journal of the American statistical Association*, 46(253):68–78, 1951.
- [14] H. Brendan McMahan, Eider Moore, Daniel Ramage, Seth Hampson, and Blaise Aguera y Arcas. Communication-efficient learning of deep networks from decentralized data. In *AISTATS*, 2016.

- [15] Yuval Netzer, Tao Wang, Adam Coates, Alessandro Bissacco, Bo Wu, and Andrew Y Ng. Reading digits in natural images with unsupervised feature learning. 2011.
- [16] Jihong Park, Sumudu Samarakoon, Mehdi Bennis, and Mérouane Debbah. Wireless network intelligence at the edge. *Proceedings of the IEEE*, 107(11):2204–2239, 2019.
- [17] Giorgio Patrini, Alessandro Rozza, Aditya Krishna Menon, Richard Nock, and Lizhen Qu. Making deep neural networks robust to label noise: A loss correction approach. In *CVPR*, pages 1944–1952, 2017.
- [18] Tiffany Tuor, Shiqiang Wang, Kin K Leung, and Kevin Chan. Distributed machine learning in coalition environments: overview of techniques. In *FUSION*, pages 814–821. IEEE, 2018.
- [19] Arash Vahdat. Toward robustness against label noise in training deep discriminative neural networks. In *Advances in Neural Information Processing Systems*, pages 5596–5605, 2017.
- [20] Andreas Veit, Neil Alldrin, Gal Chechik, Ivan Krasin, Abhinav Gupta, and Serge Belongie. Learning from noisy large-scale datasets with minimal supervision. In *CVPR*, pages 839–847, 2017.
- [21] Shiqiang Wang, Tiffany Tuor, Theodoros Salonidis, Kin K Leung, Christian Makaya, Ting He, and Kevin Chan. Adaptive federated learning in resource constrained edge computing systems. *IEEE Journal on Selected Areas in Communications*, 37(6):1205–1221, 2019.
- [22] Yisen Wang, Weiyang Liu, Xingjun Ma, James Bailey, Hongyuan Zha, Le Song, and Shu-Tao Xia. Iterative learning with open-set noisy labels. In *CVPR*, pages 8688–8696, 2018.
- [23] Zhibo Wang, Mengkai Song, Zhifei Zhang, Yang Song, Qian Wang, and Hairong Qi. Beyond inferring class representatives: User-level privacy leakage from federated learning. In *INFOCOM*, pages 2512–2520. IEEE, 2019.
- [24] Han Xiao, Kashif Rasul, and Roland Vollgraf. Fashion-mnist: a novel image dataset for benchmarking machine learning algorithms. *arXiv preprint arXiv:1708.07747*, 2017.
- [25] Qiang Yang, Yang Liu, Tianjian Chen, and Yongxin Tong. Federated machine learning: Concept and applications. *ACM Transactions on Intelligent Systems and Technology (TIST)*, 10(2):12, 2019.
- [26] Xingrui Yu, Bo Han, Jiangchao Yao, Gang Niu, Ivor Tsang, and Masashi Sugiyama. How does disagreement help generalization against label corruption? In *ICML*, pages 7164–7173, 2019.