

Gravitational waves from neutrino mass and dark matter genesis

Pasquale Di Bari,¹ Danny Marfatia,² and Ye-Ling Zhou¹

¹*School of Physics and Astronomy, University of Southampton, Southampton, SO17 1BJ, UK*

²*Department of Physics and Astronomy, University of Hawaii at Manoa, Honolulu, HI 96822, USA*

We introduce a model in which the genesis of dark matter (DM) and neutrino masses is associated with a first order phase transition of a scalar singlet field. During the phase transition a source right-handed neutrino (RHN) acquires a spacetime-dependent mass dynamically, a small fraction of which is converted via resonant oscillations into a very weakly mixed dark RHN which decays to a dark matter RHN with the observed relic abundance. Neutrino masses are generated via a traditional two RHN type-I seesaw between a fourth RHN and the source neutrino. The gravitational waves produced during the phase transition have a peak frequency that increases with the DM mass, and are detectable at future gravitational wave interferometers for DM masses above ~ 1 MeV. Since the source RHNs are heavier than the electroweak scale, successful leptogenesis is also attainable.

1. Introduction. The nature of dark matter (DM) is one of the longest-standing puzzles in fundamental physics [1]. Although astrophysical and cosmological observations support a solution in terms of a new particle and disfavor alternative explanations in terms of modified gravity or primordial black holes, all efforts to identify the nature of this new particle, with direct, indirect and collider searches, have failed so far. This produces strong constraints on the existing models of DM, either favoring heavy DM particles (with mass above a TeV), or light particles (with mass below a GeV) or very weakly coupled ones, such as axion-like particles, or some combination thereof. Therefore, a non-thermal production mechanism, quite different from the usual WIMP paradigm, that relies on very small couplings of the DM particle to the thermal bath, is a reasonable possibility to consider.

At the same time extensions of the standard model (SM) should also account for neutrino masses and mixing, and explain the matter-antimatter asymmetry of the universe. The type-I seesaw mechanism is the most minimal and attractive way to incorporate neutrino masses and mixing and to explain the matter-antimatter asymmetry of the universe via leptogenesis. It is then quite reasonable to seek unified models of neutrino masses, DM and leptogenesis starting from the type-I seesaw Lagrangian and extended with some new ingredient that also addresses DM.

An example of this kind was proposed in Ref. [2] in which one (dark) right-handed neutrino (RHN) has vanishing Yukawa couplings and therefore does not contribute to neutrino masses and mixing. However, it mixes with the other (source) RHNs and to the standard model Higgs through the 5-dimensional non renormalizable operator $(\lambda_{IJ}/\Lambda)\Phi^\dagger\Phi\bar{N}_{RI}^c N_{RJ}$ [3]. Consequences of these interactions have been studied in Refs. [4, 5].

In this Letter we introduce a novel mechanism for the production of RHN DM that relies on a first order phase transition of a scalar singlet field. It has been proposed that the variation of couplings in the Weinberg operator during a phase transition can provide a new way to implement leptogenesis [6]. Here we show that a phase tran-

sition can induce an efficient conversion of source RHNs into a dark RHN species that decays prior to the onset of big bang nucleosynthesis, into a lighter dark RHN species that plays the role of DM. The process is compatible with a standard cosmological history. A strong first order phase transition is required and an associated production of gravitational waves (GWs) is expected [7–10]. In fact the spectrum of GWs is related to the properties of the DM particle in a way that provides an interesting signature of the model.

Several works have proposed a more or less direct link of DM genesis to a phase transition [7, 11–19], some of which also predict a detectable GW spectrum. Additionally, in our scenario there is also an important link with neutrino masses and leptogenesis.

2. The model. In addition to the SM particle content we have four RHNs $N_{\text{DM}}, N_{\text{D}}, N_1, N_2$ and a new complex scalar field η which may be associated with the breaking of a flavor symmetry. The two dark RHNs, N_{DM} and N_{D} , are neutral gauge singlets which acquire a Majorana mass M_{DM} and M_{D} respectively, with $M_{\text{DM}} < M_{\text{D}}$, by e.g., symmetry breaking within a dark sector; N_{DM} is the DM candidate. In a similar way, a source RHN N_{S} , either N_1 or N_2 , acquires a mass by coupling to a different scalar field. The important thing is that the dark sector is weakly coupled to the visible sector through a small mixing of the dark RHN N_{D} with N_{S} playing the role of a source RHN [2]. This mixing is generated through Higgs portal interactions of N_{D} with N_{S} and the SM Higgs Φ , and is described by the operator, $(\lambda_{\text{DS}}^{\text{mix}}/\Lambda_{\text{DS}})\Phi^\dagger\Phi\bar{N}_{\text{D}}^c N_{\text{S}}$ [2–4]. We also introduce a similar operator describing the mixing between the two dark RHNs, $(\lambda_{\text{DD}}^{\text{mix}}/\Lambda_{\text{DD}})\Phi^\dagger\Phi\bar{N}_{\text{D}}^c N_{\text{DM}}$, which is expected to be generated at a different energy scale Λ_{DD} and with a different coupling $\lambda_{\text{DD}}^{\text{mix}}$. For simplicity, we assume that the same new physics generates both operators and that the mixing is the same: $\Lambda_{\text{DS}}/\lambda_{\text{DS}}^{\text{mix}} = \Lambda_{\text{DD}}/\lambda_{\text{DD}}^{\text{mix}} = \hat{\Lambda}$. The source RHN N_{S} also has a coupling λ_{S} to the new scalar field η . Here we do not specify the ultraviolet complete model that produces such a mixing but the most attractive option is that the same physics is responsible

for both $\lambda_{D(D,S)}^{\text{mix}}$ and λ_S . Thus, the SM is extended by

$$-\mathcal{L}_\lambda = \frac{1}{2} M_{\text{DM}} \overline{N_{\text{DM}}^c} N_{\text{DM}} + \frac{1}{2} M_D \overline{N_D^c} N_D + \frac{\lambda_S}{2} \eta \overline{N_S^c} N_S + \frac{1}{\Lambda} \Phi^\dagger \Phi \overline{N_D^c} N_S + \frac{1}{\Lambda} \Phi^\dagger \Phi \overline{N_{\text{DM}}^c} N_D + \text{h.c.} \quad (1)$$

The scalar field η acquires a vev v_η during a first order phase transition and, simultaneously, the source RHN acquires a spacetime-dependent mass.

Including a fourth RHN, one also recovers the usual type-I seesaw Lagrangian with two RHNs that describes neutrino masses and mixing. At the end of the phase transition the Lagrangian terms extending the SM are (with $I, J = 1, 2$)

$$-\mathcal{L} = \overline{L}_\alpha h_{\alpha J} N_J \tilde{\Phi} + \frac{1}{2} M_I \overline{N_I^c} \delta_{IJ} N_J + \frac{1}{\Lambda} \Phi^\dagger \Phi \overline{N_{\text{DM}}^c} N_D + \frac{1}{\Lambda} \Phi^\dagger \Phi \overline{N_D^c} N_S + \frac{1}{2} M_{\text{DM}} \overline{N_{\text{DM}}^c} N_{\text{DM}} + \frac{1}{2} M_D \overline{N_D^c} N_D + \text{h.c.}, \quad (2)$$

where either N_1 or N_2 is identified with the source RHN and the other neutrino is assumed to have negligible or no mixing with the dark neutrinos. Then, the second seesaw RHN plays no role in DM genesis but, in combination with the source RHN, determines neutrino masses and mixing via a two RHN seesaw mechanism which can also potentially generate the matter-antimatter asymmetry via leptogenesis [20].

3. Dark matter genesis. The production of the dark RHN abundance can be calculated by solving the density matrix equation ($I, J = N_D, N_S$) [5]

$$\frac{dN_{IJ}}{dt} = -i [\Delta \mathcal{H}, N]_{IJ} - \begin{pmatrix} 0 & \Gamma_{\text{dec}} \\ \Gamma_{\text{dec}} & \Gamma_{\text{prod}} \end{pmatrix}, \quad (3)$$

where N_{IJ} is the abundance density matrix containing on the diagonal terms the dark and source RHN abundances, normalised in a way that they are simply unity in ultra-relativistic thermal equilibrium. The quantities Γ_{dec} and Γ_{prod} are the decoherence and production rates respectively. The effective hamiltonian is given by

$$\Delta \mathcal{H}_{IJ} \simeq \begin{pmatrix} -\frac{\Delta \tilde{M}^2}{4p} & \Delta H_{\text{mix}} \\ \Delta H_{\text{mix}} & \frac{\Delta \tilde{M}^2}{4p} \end{pmatrix}, \quad (4)$$

where $\Delta H_{\text{mix}} \equiv T^2/(12\tilde{\Lambda})$, $\Delta \tilde{M}^2 \equiv \tilde{M}_S^2(r, t) - M_D^2$, with the N_S effective thermal mass given by the sum of a spacetime dependent term and thermal terms:

$$\tilde{M}_S^2(r, t) = M_S^2(r, t) + \frac{T^2}{4} h_S^2 + \frac{T^2}{8} \lambda_S^2 N_{N_S} N_\eta. \quad (5)$$

In this expression $h_S^2 \equiv (h^\dagger h)_{SS}$ and we introduce the usual effective neutrino mass, $\tilde{m}_S = v^2 h_S^2/M_S$. The seesaw mechanism requires $\tilde{m}_S/m_{\text{sol}} \geq 1$, where $m_{\text{sol}} \simeq$

8.6 meV is the solar neutrino mass scale. We take the minimum value $\tilde{m}_S/m_{\text{sol}} = 1$ that maximizes the DM lifetime, so that $h_S^2 = m_{\text{sol}} M_S/v^2$.

The spacetime-dependent mass $M_S(r, t) = \lambda_S v_\eta(r, t)$ is generated by the vev of η that is described by a well known kink solution for the bubble wall profile [21],

$$v_\eta(r, t) = \frac{1}{2} \bar{v}_\eta \left[1 - \tanh \left(\frac{r - v_w(t - t_*)}{\Delta_w} \right) \right], \quad (6)$$

where v_w and Δ_w are the bubble wall velocity and width. Note that points in the false vacuum with $v_\eta = 0$ (outside the bubble), correspond to $r \gg \Delta_w + v_w(t - t_*)$.

We assume that before the phase transition the η abundance N_η gets thermalized, so that we can set $N_\eta = N_\eta^{\text{eq}} = N_\gamma = 4/3$ in Eq. (5). On the other hand, the source RHN abundance N_{N_S} is obtained by solving Eq. (3). We adopt a monochromatic approximation with $p \simeq 3T$. The production rate Γ_{prod} for the N_S abundance is given by the sum of two contributions: $\Gamma_D + \Gamma_S$, from inverse decays and scatterings from the Yukawa couplings to the Higgs, and $2\Gamma_{\eta \rightarrow N_S N_S}$, from the decays of η into source RHNs. Therefore, explicitly we can write

$$\frac{dN_{N_S}}{dz} \simeq -(D+S)(N_{N_S} - N_{N_S}^{\text{eq}}) - D_\eta N_\eta^{\text{eq}} (N_{N_S}^2 - (N_{N_S}^{\text{eq}})^2), \quad (7)$$

where we neglected a tiny oscillatory term from the Liouville-von Neumann term from the mixing with N_{DM} . We also introduced the variable $z = T_*/T$, where T_* is a convenient energy scale that we identify with the temperature of the phase transition, and $(D, S, D_\eta) \equiv (\Gamma_D, \Gamma_S, 2\Gamma_{\eta \rightarrow N_S N_S})/(H(z)z)$ with the expansion rate

$$H(z) = \sqrt{\frac{8\pi^3 g_\star}{90}} \frac{T_\star^2}{M_{\text{Pl}}} \frac{1}{z^2} \simeq 1.66 \sqrt{g_\star} \frac{T_\star^2}{M_{\text{Pl}}} \frac{1}{z^2}. \quad (8)$$

For $T \gtrsim M_S$ one has $D + S \simeq 2(\tilde{m}_S/m_{\text{sol}})(M_S/T_\star)(1 + (8\pi^2/9)(M_S/T_\star)z)$. The term from η interactions can be written in the form $D_\eta = (\tilde{m}_S^2/(2m_\star))(m_\eta/T)^2$, where $m_\star \equiv 16\pi^{5/2}\sqrt{g_\star}/(3\sqrt{5})(v^2/M_{\text{Pl}}) \simeq 1.08 \text{ meV}$ is the usual equilibrium neutrino mass and, in a similar fashion to Yukawa couplings, we have also introduced the effective neutrino mass $\tilde{m}_S^\eta \equiv v^2 \lambda_S^2/T_\star$ that parameterizes the coupling of the source RHN to the scalar η . The scalar η has a vanishing or negligible bare mass but it gets a thermal mass $m_\eta = g_\eta T$, where g_η is the η coupling constant to the thermal bath and typical values are $g_\eta \sim 0.1$. For example, for the SM Higgs boson, $m_H/T \simeq 0.4$. Henceforth, we set $g_\eta = 1/6$. Since in our case it will turn out that $M_S \simeq T_\star$, Yukawa coupling and η interactions thermalize the source neutrinos and $N_{N_S} \simeq N_{N_S}^{\text{eq}} \simeq 1$.

We now calculate the dark RHN abundance by solving Eq. (3). This can be done by noticing that before the phase transition, $M_S(r, t) = 0$ in Eq. (5). In this way thermal medium effects dominate and suppress the mixing since the off-diagonal term ΔH_{mix} is negligible compared to the contribution from η interactions

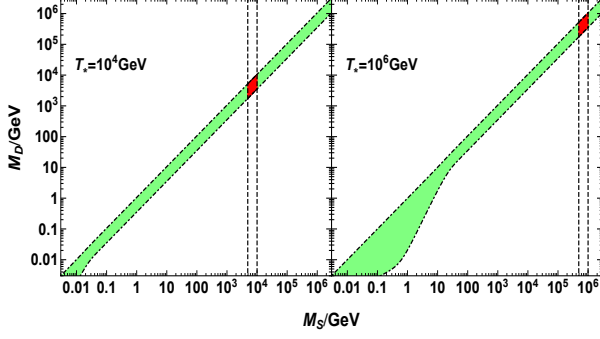


FIG. 1: Dark and source RHN masses that satisfy the resonance condition for two phase transition temperatures. N_S are relativistic in the region between the vertical lines.

in Eq. (5). During the phase transition, the source RHN mass $M_S(r, t)$ increases from zero to its final value $M_S = \lambda_S \bar{v}_\eta$. Therefore, during the phase transition, there can be a time when $\Delta \tilde{M}^2(r, t_{\text{res}}) = 0$, or equivalently $\tilde{M}_S^2(r, t_{\text{res}}) = M_D^2$, corresponding to a mixing resonance condition between N_S and N_D :

$$\frac{M_D^2}{M_S^2} \simeq \left[\frac{1}{2} - \frac{1}{2} \tanh \left(\frac{r - v_w (t_{\text{res}} - t_*)}{\Delta_w} \right) \right]^2 + \frac{T_*^2}{6 \bar{v}_\eta^2}, \quad (9)$$

where we neglected the effective potential generated by the standard Yukawa coupling term since it is much smaller than the term generated by the η interactions. Typically, $T_* \sim \bar{v}_\eta$ and, for definiteness, we fixed $T_*/\bar{v}_\eta = 1$. The resonance condition (9) shows that, for given values of T_* and M_S , there is a finite range, $M_D^{\text{min}} \leq M_D \leq M_D^{\text{max}}$, corresponding to a variation of the hyperbolic tangent within $[-1, 1]$. For given values of M_D and M_S , the resonance can occur either inside or outside the bubble wall, depending on whether $|\tanh[(r - v_w (t_{\text{res}} - t_*))/\Delta_w]| \ll 1$ or $\simeq 1$. Therefore, for a fixed value of T_* , the resonance condition (9) identifies an allowed region in the (M_S, M_D) plane. In Fig. 1 we show such regions for two values of T_* . From Eq. (4), if the resonance is crossed quickly enough that the expansion and the variation of the off-diagonal term $\Delta H_{\text{mix}}(t)$ can be neglected during the crossing, and if the decoherence rate $\Gamma_{\text{dec}} = (1/2) \Gamma_{\text{prod}}$ is negligible compared to $(d\Delta \tilde{M}^2(t)/dt)_{\text{res}}/(6 T_*)$, then the N_D abundance is very well described by the Landau-Zener (LZ) formula [2, 4],

$$N_{N_D}^{\text{res}} \simeq 12\pi N_{N_S}(T_*) T_* \left. \frac{\Delta H_{\text{mix}}^2}{d\Delta \tilde{M}^2/dt} \right|_{t_{\text{res}}}. \quad (10)$$

An LZ description was also used in the case of a standard cosmological expansion without a phase transition in Ref. [5]. In that case the bare mass M_S is constant, and for $M_S \gg M_D$, LZ greatly overestimates N_D production because at the resonance, $\Delta M^2/(2E) \ll H$, so that RHN oscillations simply do not have time to develop and LZ

breaks down [22]. In our case, $\Delta M^2/(2E) \gg H, v_w/\Delta_w$, must be satisfied to ensure that N_S has enough time to oscillate into N_D . We set $v_w/\Delta_w = T_*/50$ so that LZ is valid and the source RHNs are ultra-relativistic at the resonance. This holds for a narrow range, $T_*/2 \lesssim M_S \lesssim T_*$, between the vertical lines in Fig. 1 for two values of T_* . We solved the density matrix equation numerically to verify that LZ works well within this range, so long as the resonance is also crossed quickly enough. One might consider enhancing DM production by making $(d\Delta \tilde{M}^2/dt)_{\text{res}}$ smaller, by taking a smaller v_w , but too small a value of v_w invalidates LZ which relies on a first order Taylor expansion about t_{res} . We take $v_w = 0.9$ and 0.95 to guarantee the validity of LZ.

We calculate $(d\Delta \tilde{M}^2/dt)_{\text{res}}$, and arrive at the dark RHN abundance produced at the resonance:

$$N_{N_D}^{\text{res}} \simeq \frac{N_{N_S}(T_*) (\pi/48) (\Delta_w/v_w) T_*^5}{\tilde{\Lambda}^2 M_S^2(r, t_{\text{res}}) [1 - M_S(r, t_{\text{res}})/M_S]}, \quad (11)$$

However, N_D cannot be DM, since it cannot be long-lived enough to simultaneously satisfy various astrophysics/cosmology constraints (described below) and reproduce the observed DM abundance, $\Omega_{\text{DM}} h^2 = 0.11933 \pm 0.00273$ [23] at 3σ . Indeed, even at zero temperature N_D decays because of its mixing with N_S . We require that N_D dominantly decays to N_{DM} via $N_D \rightarrow N_{\text{DM}} + 2A$, where $A = W^\pm, Z, \text{Higgs}$. We will find its lifetime, $\tau_D \lesssim 10^{-16}$ s. The N_{DM} abundance is given by

$$\Omega_{N_{\text{DM}}} h^2 = 1.0875 \times 10^6 N_{N_D}^{\text{res}} \frac{M_{\text{DM}}}{\text{GeV}}. \quad (12)$$

However, N_D can mediate the decay of N_{DM} , thereby placing a lower bound on its lifetime $\tau_{\text{DM}} \sim \tilde{\Lambda}^2$, in contrast to the much shorter N_D lifetime which scales as $\tilde{\Lambda}$. For DM masses below ~ 300 GeV, the dominant decay mode is $N_D \rightarrow \nu \ell_\alpha^+ \ell_\alpha^-$ ($\alpha = e, \mu, \tau$) with a rate,

$$\Gamma_{N_{\text{DM}} \rightarrow \nu \ell_\alpha^+ \ell_\alpha^-} = \frac{(\theta_{\Lambda 0}^{\text{D-S}} \theta_{\Lambda 0}^{\text{DM-D}})^2}{96 \pi^3} \frac{\bar{m}_\alpha}{M_S} G_F^2 M_{\text{DM}}^5, \quad (13)$$

where $\theta_{\Lambda 0}^{\text{D-S(DM-D)}} = 2v^2/(\tilde{\Lambda} (M_{S(\text{D})} - M_{D(\text{DM})}))$ is the mixing angle between the dark (dark matter) and source (dark) RHNs at zero temperature [4] and \bar{m}_α is an effective neutrino mass that depends on \tilde{m}_S , an N_S - ν_α Yukawa coupling, and SM gauge couplings. A robust lower bound, $\tau_{\text{DM}} \gtrsim 10^{25}$ s, is provided by CMB anisotropy data via changes to the ionization and temperature history [24] (see the *Planck* labelled black curve in Fig. 2). Data from diffuse X-ray and γ -ray observations also place a lower bound $\tau_{\text{DM}} \gtrsim 10^{25}$ s [25] (not shown in Fig. 2) in the range 0.1 GeV–10 GeV. The points in Fig. 2 correspond to sets of parameter values that reproduce the measured DM abundance and respect the experimental constraints from decays. They are obtained by scanning over M_{DM}, M_S, T_* (uniform in logarithm) and τ_{DM} (instead of $\tilde{\Lambda}$). The solutions are divided into five subsets

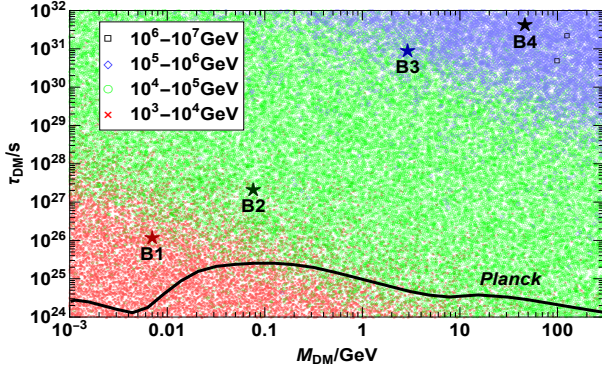


FIG. 2: Points that reproduce the measured DM abundance. All points are generated for $\bar{m}_\alpha = 0.125 m_{\text{sol}} \simeq 1 \text{ meV}$, $v_w/\Delta_w = T_*/50$, and for T_* within the five ranges distinguished by the indicated color code. The stars mark four of the five benchmark points in Table I; B5 has a DM lifetime beyond the range of the figure. The black curve indicates the current lower bound on the DM lifetime from *Planck* data.

corresponding to the five indicated ranges of T_* . There is a tendency for the value of M_{DM} to increase with T_* , which results from the resonance condition Eq. (9) that, as we have seen from Fig. 1, imposes a relation between M_{DM} , M_S and T_* .

4. Spectrum of gravitational waves. We now estimate the potential for current and future GW interferometers to detect the stochastic GW background produced by the strong first-order cosmological phase transition of η . We consider the case of non-runaway bubbles [26, 27], in which the scalar field contribution to GWs is ignored, and conservatively assume that only 5% of the bulk motion of the bubble walls is converted into vorticity, as supported by numerical results [28]. Then, the contribution from sound waves is the dominant source of the GW background in most of the frequency range. The GW spectrum generated by sound waves during the phase transition is determined by four parameters: the phase transition temperature T_* ; the bubble wall velocity v_w ; the ratio of the vacuum energy density released in the transition to the energy density of the radiation bath α ; the fraction β/H_* , where H_* is the expansion rate at T_* and β is (approximately) the inverse of the time duration of the phase transition. The last two parameters are irrelevant for DM genesis. We only consider values of α that permit v_w much larger than $c_s(1 + \sqrt{2\alpha})$, where $c_s = 1/\sqrt{3}$ is the sound speed in the plasma [27]. In this regime the analytical results and fits provided in Ref. [26] can be employed.

In Fig. 3 we display the GW spectrum for our five benchmark points in Table I. Sensitivities of the LIGO O2 & O5 observing runs [29], LISA [26, 30], ET [31], BBO [32] and DECIGO [33] are shown for comparison. TianQin [34] and Taiji [35] have sensitivities similar to LISA. As shown in Fig. 2, successful DM genesis re-

	T_* PeV	τ_{DM} 10^{26} s	M_S TeV	M_D TeV	M_{DM} GeV	v_w	α	β/H_*
B1	$3 \cdot 10^{-3}$	1.219	1.57	0.567	$7 \cdot 10^{-3}$	0.90	0.10	10
B2	0.016	21.26	12.9	7.72	0.077	0.90	0.10	10
B3	0.106	$9.25 \cdot 10^4$	93.3	72.6	2.92	0.90	0.10	10
B4	1.052	$4.24 \cdot 10^5$	666	666	46.69	0.95	0.15	5
B5	10.75	$4.69 \cdot 10^{17}$	$8.7 \cdot 10^3$	$5.3 \cdot 10^3$	175.8	0.95	0.15	5

TABLE I: Benchmark points obtained for $v_w/\Delta_w = T_*/50$.

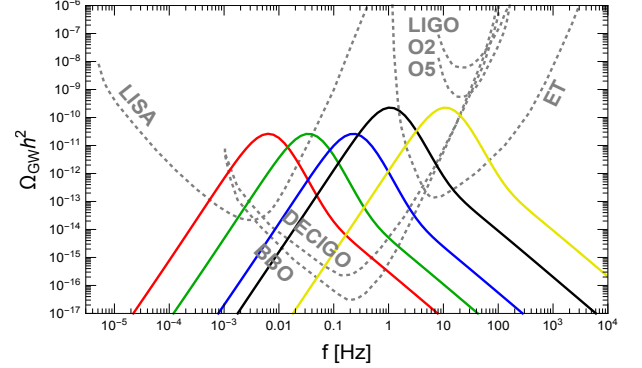


FIG. 3: Predicted spectrum of GWs for the five benchmark points (from left to right) in Table I.

quires $T_* \gtrsim 10^4 \text{ GeV}$ for the bulk of the points. LISA can test this regime. LIGO, ET, BBO and DECIGO might be able to test a high temperature phase transition, $T_* \sim 10^7 \text{ GeV} - 10^8 \text{ GeV}$, if α takes a relatively large value. For a five-year LISA mission with a 75% duty cycle, we find the signal-to-noise ratio for B1-B5 to be $\mathcal{O}(10^5, 10^4, 10^2, 10, 10^{-2})$, respectively. Since in all cases M_S is larger than 300 GeV, leptogenesis is viable.

4. Final remarks. We introduced a novel model in which DM and neutrino masses are generated during a phase transition of a scalar field. The phase transition needs to be strongly first order for efficient DM genesis, which has the welcome feature of the associated production of GWs with an intensity measurable at the planned GW interferometers, LISA, BBO, DECIGO, ET, TianQin and Taiji. We find solutions for DM masses within a range 1 MeV–300 GeV with a clear tendency of the temperature of the phase transition to increase with the dark matter mass, though the dependence also involves other parameters such as the mass of the source RHN. Interestingly, our solutions have source RHNs heavier than 300 GeV which allows successful resonant leptogenesis [36] with two RHNs [5]. We have also seen that the decays of the dark RHNs offer an additional way to test the scenario through observations of CMB anisotropies and/or the diffuse X- and γ -ray backgrounds. We have not thoroughly studied the dependence of our results on all parameters and have fixed some of them to reasonable values, e.g., $g_\eta = 1/6$, $v_w = T_*$ and $\hat{m}_S/m_{\text{sol}} = 1$. How-

ever, we verified that our results are insensitive to small variations of the first two parameters. We restricted ourselves to values of $M_S \simeq T_*$ so as to use the LZ approximation. Numerical density matrix calculations should determine the full range of allowed values for M_S/T_* . We also assumed a specific bubble wall profile with a fixed value of the bubble width and velocity. A thorough exploration of the allowed values of all parameters, including the possibility of DM masses above 300 GeV, will be presented in a forthcoming paper together with some variants of the model [37]. However, our results clearly prove the viability of the proposed mechanism and how DM genesis, although escaping traditional direct and collider searches, will be tested in the future with cosmology, cosmic rays and GWs.

Acknowledgments. We thank L. Bian, Z. Liu, K. Farrag and R. Samanta, for useful discussions. DM thanks the University of Southampton and the Aspen Center for Physics (which is supported by U.S. NSF Grant No. PHY-1607611) for their hospitality while this work was in progress. PDB thanks INT at the University of Washington for its hospitality and the U.S. DOE for partial support during the completion of this work. PDB and YLZ acknowledge financial support from the STFC Consolidated Grant L000296/1. This project has received funding/support from the European Union Horizon 2020 research and innovation programme under the Marie Skłodowska-Curie grant agreements number 690575 and 674896. DM is supported in part by U.S. DOE Grant No. de-sc0010504.

-
- [1] G. Bertone and D. Hooper, *Rev. Mod. Phys.* **90** (2018) no.4, 045002 [arXiv:1605.04909 [astro-ph.CO]]; P. Di Bari, *Cosmology and the early universe*, CRC Press, May 2018 (ISBN 9781498761703).
 - [2] A. Anisimov and P. Di Bari, *Phys. Rev. D* **80** (2009) 073017 [arXiv:0812.5085 [hep-ph]].
 - [3] A. Anisimov, hep-ph/0612024.
 - [4] P. Di Bari, P. O. Ludl and S. Palomares-Ruiz, *JCAP* **1611** (2016) no.11, 044 [arXiv:1606.06238 [hep-ph]].
 - [5] P. Di Bari, K. Farrag, R. Samanta and Y. L. Zhou, arXiv:1908.00521 [hep-ph].
 - [6] S. Pascoli, J. Turner and Y. L. Zhou, *Phys. Lett. B* **780** (2018) 313 [arXiv:1609.07969 [hep-ph]].
 - [7] E. Witten, *Phys. Rev. D* **30** (1984) 272.
 - [8] C. Hogan, *Mon. Not. Roy. Astron. Soc.* **218** (1986) 629.
 - [9] M. Turner and F. Wilczek, *Phys. Rev. Lett.* **66** (1991) 5.
 - [10] M. Kamionkowski, A. Kosowsky and M. S. Turner, *Phys. Rev. D* **49** (1994) 2837 [astro-ph/9310044].
 - [11] T. Cohen, D. E. Morrissey and A. Pierce, *Phys. Rev. D* **78** (2008) 111701 [arXiv:0808.3994 [hep-ph]].
 - [12] A. Falkowski and J. M. No, *JHEP* **1302** (2013) 034 [arXiv:1211.5615 [hep-ph]].
 - [13] F. P. Huang and C. S. Li, *Phys. Rev. D* **96** (2017) no.9, 095028 [arXiv:1709.09691 [hep-ph]].
 - [14] L. Bian and Y. L. Tang, *JHEP* **1812** (2018) 006 [arXiv:1810.03172 [hep-ph]].
 - [15] Y. Bai, A. J. Long and S. Lu, *Phys. Rev. D* **99** (2019) no.5, 055047 [arXiv:1810.04360 [hep-ph]].
 - [16] E. Hall, T. Konstandin, R. McGehee and H. Murayama, arXiv:1911.12342 [hep-ph].
 - [17] M. Baker, J. Kopp, A. Long, arXiv:1912.02830 [hep-ph].
 - [18] D. Chway, T. H. Jung and C. S. Shin, arXiv:1912.04238 [hep-ph].
 - [19] D. Marfatia, P. Y. Tseng, [arXiv:2006.07313 [hep-ph]].
 - [20] M. Fukugita, T. Yanagida, *Phys. Lett. B* **174** (1986) 45.
 - [21] P. John, *Phys. Lett. B* **452** (1999) 221 [hep-ph/9810499].
 - [22] P. Di Bari, R. Samanta, Y.L. Zhou, in preparation.
 - [23] Y. Akrami *et al.* [Planck Collaboration], arXiv:1807.06205 [astro-ph.CO].
 - [24] T. R. Slatyer and C. L. Wu, *Phys. Rev. D* **95** (2017) no.2, 023010 [arXiv:1610.06933 [astro-ph.CO]].
 - [25] R. Essig, E. Kuflik, S. McDermott, T. Volansky, K. Zurek, *JHEP* **1311** (2013) 193 [arXiv:1309.4091 [hep-ph]].
 - [26] C. Caprini *et al.*, *JCAP* **1604**, 001 (2016) [arXiv:1512.06239 [astro-ph.CO]].
 - [27] C. Caprini *et al.*, arXiv:1910.13125 [astro-ph.CO].
 - [28] M. Hindmarsh, S. J. Huber, K. Rummukainen and D. J. Weir, *Phys. Rev. D* **92**, no. 12, 123009 (2015) [arXiv:1504.03291 [astro-ph.CO]].
 - [29] B. P. Abbott *et al.* [KAGRA and LIGO Scientific and VIRGO Collaborations], *Living Rev. Rel.* **21**, no. 1, 3 (2018) [arXiv:1304.0670 [gr-qc]].
 - [30] P. Auclair *et al.*, arXiv:1909.00819 [astro-ph.CO].
 - [31] S. Hild *et al.*, *Class. Quant. Grav.* **28**, 094013 (2011) [arXiv:1012.0908 [gr-qc]].
 - [32] K. Yagi and N. Seto, *Phys. Rev. D* **83**, 044011 (2011) Erratum: [*Phys. Rev. D* **95**, no. 10, 109901 (2017)] [arXiv:1101.3940 [astro-ph.CO]].
 - [33] S. Kawamura *et al.* [DECIGO Collaboration], *PoS KMI* **2019** (2019) 019.
 - [34] J. Luo *et al.* [TianQin Collaboration], *Class. Quant. Grav.* **33**, no. 3, 035010 (2016) [arXiv:1512.02076 [astro-ph.IM]].
 - [35] W. H. Ruan, Z. K. Guo, R. G. Cai and Y. Z. Zhang, arXiv:1807.09495 [gr-qc].
 - [36] A. Pilaftsis and T. E. J. Underwood, *Nucl. Phys. B* **692** (2004) 303 [hep-ph/0309342].
 - [37] P. Di Bari, D. Marfatia, Y.L. Zhou, in preparation.