

The “dynamical clock”: dating the internal dynamical evolution of star clusters with Blue Straggler Stars

Francesco R. Ferraro · Barbara Lanzoni · Emanuele Dalessandro

Received: November 12, 2019 / Accepted: January 12, 2020

Abstract We discuss the observational properties of a special class of objects (the so-called “Blue Straggler Stars”, BSSs) in the framework of using this stellar population as probe of the dynamical processes occurring in high-density stellar systems. Indeed, the shape of the BSS radial distribution and their level of central concentration are powerful tracers of the stage of dynamical evolution reached by the host cluster since formation. Hence, they can be used as empirical chronometers able to measure the dynamical age of stellar systems. In addition, the presence of a double BSS sequence in the color-magnitude diagram is likely the signature of the most extreme dynamical process occurring in globular cluster life: the core collapse event. Such a feature can therefore be used to reveal the occurrence of this process and, for the first time, even date it.

Keywords Faint blue stars (blue stragglers) · Hertzsprung-Russell, color-magnitude, and color-color diagrams · Globular clusters in the Milky Way · Stellar dynamics and kinematics

The author F. R. Ferraro received the international prize “L. Tartufari” for Astronomy in 2018, attributed by the Accademia Nazionale dei Lincei, Rome.

Francesco R. Ferraro
Dipartimento di Fisica e Astronomia, Università degli Studi di Bologna, Via Gobetti 93/2, I-40129 Bologna, Italy
Tel.: +39-051-2095774
E-mail: francesco.ferraro3@unibo.it

Barbara Lanzoni
Dipartimento di Fisica e Astronomia, Università degli Studi di Bologna, Via Gobetti 93/2, I-40129 Bologna, Italy

Emanuele Dalessandro
INAF-Osservatorio di Astrofisica & Scienza dello Spazio, via Gobetti 93/3, I-40129 Bologna, Italy

PACS PACS 97.20.Rp · 97.10.Zr · 98.20.Gm · 98.10.+z

1 Introduction

Globular Clusters (GCs) are compact aggregates of up to a million stars held together by their mutual gravitational attraction in a nearly spherical configuration. They are sub-galactic structures, with typical masses of $10^4 - 10^6 M_{\odot}$, ages as old as the Hubble time (~ 13 Gyr), and cores that present the most extreme stellar densities in the Universe, reaching up to a few millions of stars per cubic parsec. GCs are the most populous and oldest systems where stars can be individually observed. At odds with what happens in galaxies, where the orbital motion of stars primarily depends on the average gravitational potential, GCs are “collisional” systems, where two-body interactions cause kinetic-energy exchanges among stars and gravitational perturbations to their orbits, bringing the cluster toward a thermodynamically relaxed state in a timescale (relaxation time) that can be significantly shorter than its age. For this reason they represent unique cosmic laboratories to study the fundamental physical processes characterizing multi-body dynamics. Because of such interactions, heavy stars tend to progressively sink toward the central region of the cluster (dynamical friction), while low-mass stars can escape from the system (evaporation). This yields a progressive contraction of the core, producing an impetuous increase of its density virtually toward infinity: the so-called “core collapse”. The runaway contraction is thought to be halted by the formation and hardening of binary systems, and the post-core collapse phase is characterized by core oscillations, with several episodes of high cen-

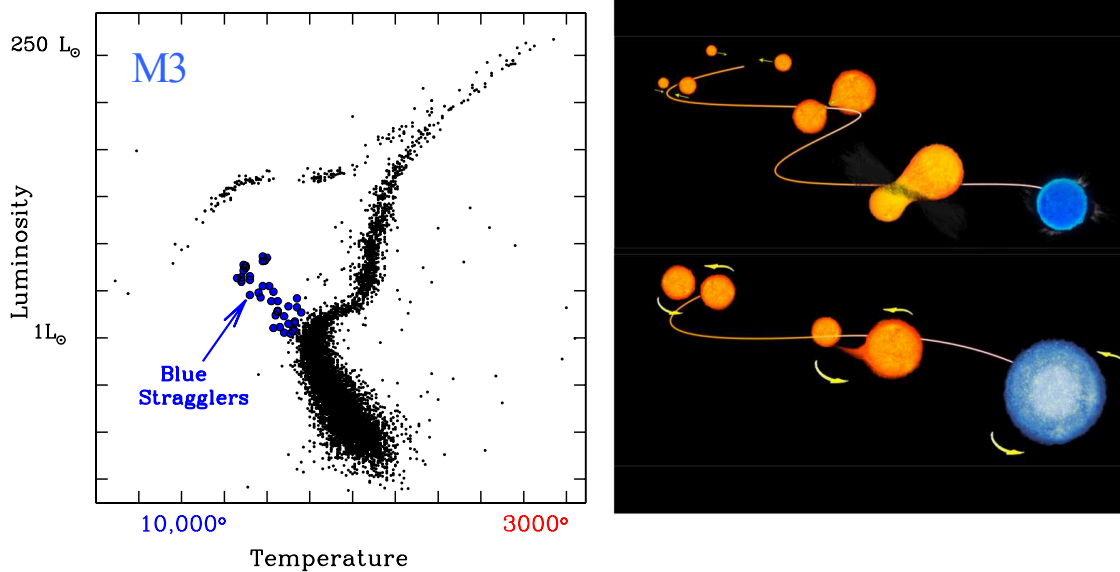


Fig. 1 Left: indicative illustration of the location of BSSs (large blue circles) in a Temperature - Luminosity diagram. Luminosities are expressed in Solar units, temperatures in Kelvin. Right: artistic illustration of the two main BSS formation channels, namely stellar collisions (upper panel), and vampirism phenomena between two companion stars in a binary system (lower panel).

tral density followed by stages during which the cluster rebounds toward a structure with lower density and more extended core. The recurrent gravitational interactions among stars thus modify the structure of the system over the time (the so-called “dynamical evolution”), with a time-scale (the relaxation time) that depends in a very complex way on the initial and the local conditions, thus differing from cluster to cluster and, within the same system, from high- to low-density regions (e.g., Meylan & Heggie 1997).

As a consequence of the internal dynamical evolution, clusters born with a given size progressively develop more and more compact cores, the timescale of these changes being hard to determine. Indeed, estimating the formation epoch of a cluster (corresponding to the chronological age of its stars) is relatively simple from the measure of the luminosity of the Main Sequence Turn-Off (MS-TO) level, while measuring its “dynamical age” (corresponding to the level of dynamical evolution it reached since formation) is much more challenging. Following an analogy to human experience, as people with the same biological age can be in very different physical shapes, so stellar aggregates with the same chronological age can have reached quite different levels of internal dynamical evolution. While the age of people is easily readable in the identity card, determining their physical shape is not straightforward (and it depends on the capacity of correctly reading a few characteristics impressed on their body). The same

holds for star clusters. Thus, a proper characterization of any GC requires the knowledge, not only of its internal structure and kinematics, but also of its dynamical age.

1.1 Blue Stragglers as gravitational test particles of GC dynamics

The internal dynamical activity of GCs is thought to also generate a variety of stellar exotica, as blue straggler stars (BSSs) and interacting binaries containing heavily degenerate objects, like black holes and neutron stars (see Bailyn, 1995; Ransom et al., 2005; Cool et al., 1998; Strader et al., 2012; Cadelano et al., 2017, 2018; Dalessandro et al., 2014; Pallanca et al., 2013, 2017; Ferraro et al., 2015). Among these, BSSs are certainly the most abundant and they are the easiest to distinguish from normal stars in a color-magnitude diagram (CMD), since they define a sort of sequence extending brighter and bluer than the cluster MS-TO point, mimicking a sub-population of young stars (see Fig. 1; Sandage, 1953; Ferraro et al., 1992, 1993, 1997a, 2003; Leigh et al., 2007; Moretti et al., 2008; Simunovic & Puzia, 2016; Parada et al., 2016).

Their history dates back to 1953, when the American astronomer Allan Sandage first discovered this puzzling population of stars that seemed to go against the rules of the stellar evolution theory, in the Galactic GC Messier 3 (M3). He dubbed them “stragglers” be-

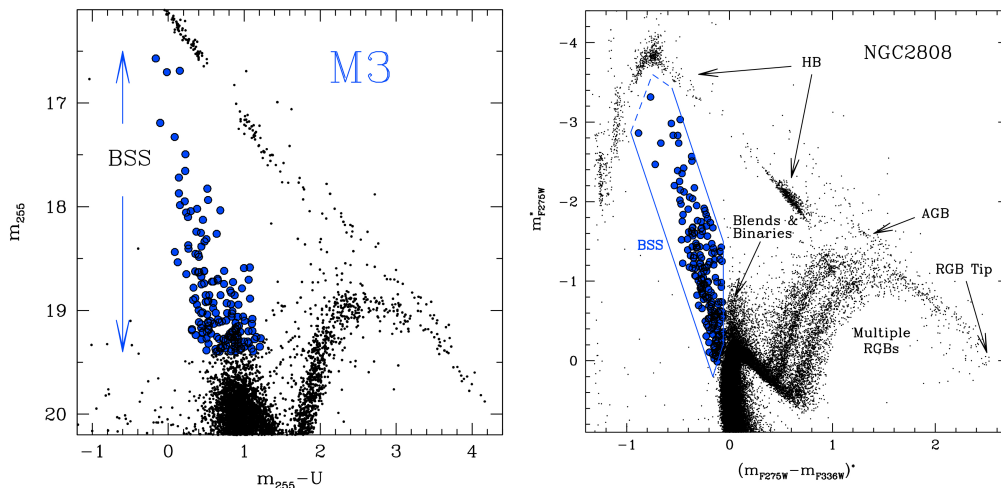


Fig. 2 Ultraviolet CMDs of two massive globular clusters (namely, M3 and NGC 2808). In both cases, BSSs are plotted as large blue circles. In the right panel, the position of the main evolutionary sequences are also marked.

cause they are located outside the main evolutionary sequences in the CMD and they seem to be trailing in the evolution with respect to the vast majority of stars in the cluster. The presence of these (apparently) young stars in a GC was completely unexpected, since star formation essentially stopped 13 billion years ago in these systems. Indeed, BSSs are not thought to be a young stellar population, and it is widely accepted that they are hydrogen-burning stars more massive than the MS-TO objects (Shara et al., 1997; Gilliland et al., 1998). However, the details of their formation mechanism are not completely understood yet, and two main mechanisms are commonly advocated to explain their origin (see Fig. 1): (1) direct collisions (COLL), in which the stars might actually merge, mix their nuclear fuel and “re-stoke” the fires of nuclear fusion (Hills & Day, 1976), and (2) mass-transfer (MT) in tight binary systems, where the less massive object acts as a “vampire”, siphoning fresh hydrogen from its more massive companion, possibly up to the complete coalescence of the two stars (McCrea, 1964). Both processes are suggested to add fresh fuel (hydrogen) into the stellar core, thus prolonging the star lifetime and making it look more youthful (blueness and brightness being the attributes of stellar youth). Both these processes have an efficiency that depends on the local environment (Fusi Pecci et al., 1992; Ferraro et al., 1995, 1999, 2006a; Piotto et al., 2004; Davies et al., 2004; Dalessandro et al., 2008a; Sollima et al., 2008; Knigge et al., 2009; Chen & Han, 2009; Beccari et al., 2013; Chatterjee et al., 2013), and they can act simultaneously within the same cluster (e.g., Ferraro et al., 2006b, 2009; Dalessandro et al., 2013a;

Leigh et al., 2013; Xin et al., 2015; Beccari et al., 2019; Portegies Zwart, 2019).

Irrespective of their formation mechanism, BSSs represent a population of heavy objects ($M_{\text{BSS}} = 1.0 - 1.4M_{\odot}$; e.g., Fiorentino et al., 2014; Raso et al., 2019; see also Ferraro et al., 2016) orbiting in an “ocean” of lighter stars (the average stellar mass in an old GC is $\langle M \rangle = 0.3M_{\odot}$; e.g., Djorgovski, 1993). For this reason, BSSs can be used as powerful gravitational probes to investigate key physical processes (such as mass segregation and dynamical friction) characterizing the dynamical evolution of star clusters (e.g., Ferraro et al., 2009, 2012; Dalessandro et al., 2013a; Simunovic et al., 2014). *But, how difficult is to collect complete samples of BSSs in GCs?*

1.2 The UV route to search for BSSs in GCs

Because of their high surface temperatures ($T_{\text{eff}} \sim 6500-9000$ K), BSSs are among the brightest objects at ultraviolet (UV) wavelengths in Galactic GCs (see Fig. 2). Thus, their systematic search strongly benefitted from the advent of UV space facilities. More than 20 years ago we promoted the so-called *UV route to BSS study in GCs* (see Ferraro et al., 1997a,b, 1999, 2001, 2003). This approach consists first in identifying the stellar sources in images acquired at UV wavelengths, then, in using the positions of those stars to enable the source detection in images acquired in the other filters. Such a technique naturally optimizes the detection of relatively hot stars and allows the collection of complete sample of BSSs even in the central region of high-density clusters. Indeed UV CMDs are the ideal diagrams where to

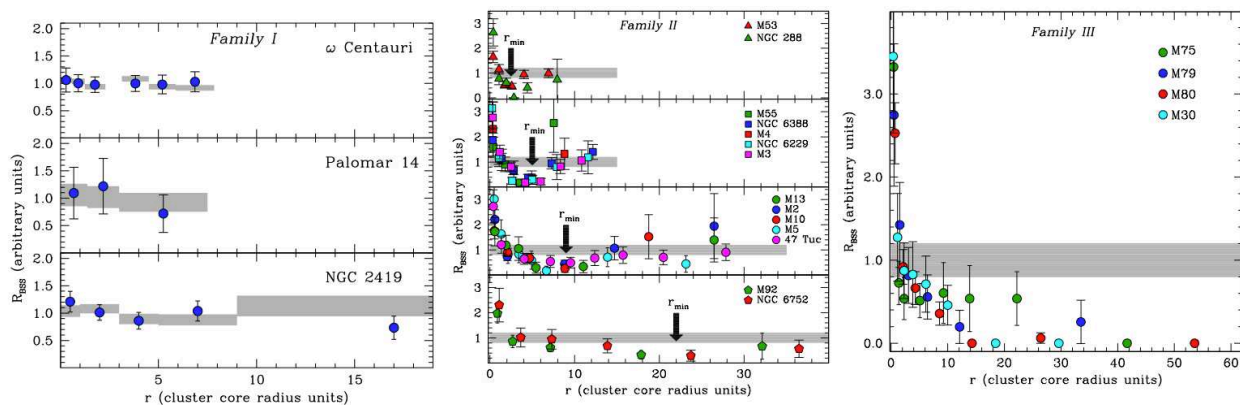


Fig. 3 Normalized radial distribution of BSSs (colored symbols) compared to that of normal cluster stars taken as reference (grey strips) in the three main families defined by Ferraro et al. (2012): *Family I* = dynamically young clusters (left panel), *Family II* = dynamically intermediate-age clusters (central panel), *Family III* = dynamically old clusters (right panel).

study BSSs, since these stars appear to be clearly distinguished from the other evolutionary sequences and can be safely selected (see Fig. 2). In particular, (1) together with the hottest horizontal branch (HB) stars, BSSs are the brightest objects in UV CMDs, while most of the RGB stars are significantly fainter (at odds with what happens in the optical diagrams), and (2) BSSs draw a narrow and well-defined sequence spanning approximately 3 magnitudes.

By following this approach, we derived complete samples of BSSs in the central cores of several Galactic GCs, including systems of very high central density (see Lanzoni et al. 2007a,b,c; Dalessandro et al. 2008b, 2009; Sanna et al. 2012, 2014; Contreras Ramos et al. 2012; Dalessandro et al. 2013a,b). The dataset recently acquired within the HST UV Legacy Survey of Galactic Globular Clusters (Piotto et al., 2015) allows the extension of this approach to a significant number of additional clusters (see Section 2.2). By using this dataset, Raso et al. (2017) quantitatively demonstrated the clear advantages of the *UV-guided* search for BSSs, with respect to the *optical-guided* approach. In fact, the detailed comparison between the catalogs obtained through the two different methodologies in four GCs (namely, NGC 2808, NGC 6388, NGC 6541 and NGC 7078) has shown that a large sample of stars in the innermost region of these systems are missed in the *optical-guided* case. The number of missed stars depends on the cluster structure, varying from a few hundreds up to thousands in high density clusters. The vast majority (> 70%) of the missed stars is located within the innermost 20''-30'' from the cluster centre, thus demonstrating the potential risk of using optical-driven catalogs to study the radial distributions and population ratios of BSSs.

2 Setting the “dynamical clock”

According to their formation mechanisms, BSSs are significantly heavier than the average cluster population. Hence, as the dynamical evolution of the parent cluster advances, these objects progressively tend to migrate to the innermost regions. Of course, this modifies the radial distribution of BSSs, by producing a progressive depletion of these stars in the outer regions and an increase of their density toward the cluster center. Hence, the dynamical age of a star cluster is mirrored by the shape of the radial distribution and by the level of central sedimentation of its BSS population, exactly as the physical shape of people is imprinted on their body through many observable features. Because the progressive flow of BSSs toward the center measures the dynamical age of the parent cluster in a similar way as the progressive sedimentation of sand grains in an hourglass measures the flow of time, we named this method the “dynamical clock”.

2.1 Reading the signature of dynamical evolution from the BSS radial distribution

Ferraro et al. (2012) analyzed the BSS distribution over the entire radial extension in a sample of 21 Galactic GCs (Ferraro et al., 1997a, 2004, 2006a; Sabbi et al., 2004; Lanzoni et al., 2007a,b,c; Dalessandro et al., 2008a,b, 2009; Beccari et al., 2006a,b, 2011; Contreras Ramos et al., 2012; Sanna et al., 2012) and first demonstrated that its shape can be used to measure the level of dynamical evolution reached by the host system.

To this aim, Ferraro et al. (2012) used the “BSS normalized radial distribution” (hereafter BSS-nRD), defined as the ratio (R_{BSS}) between the fraction of BSSs

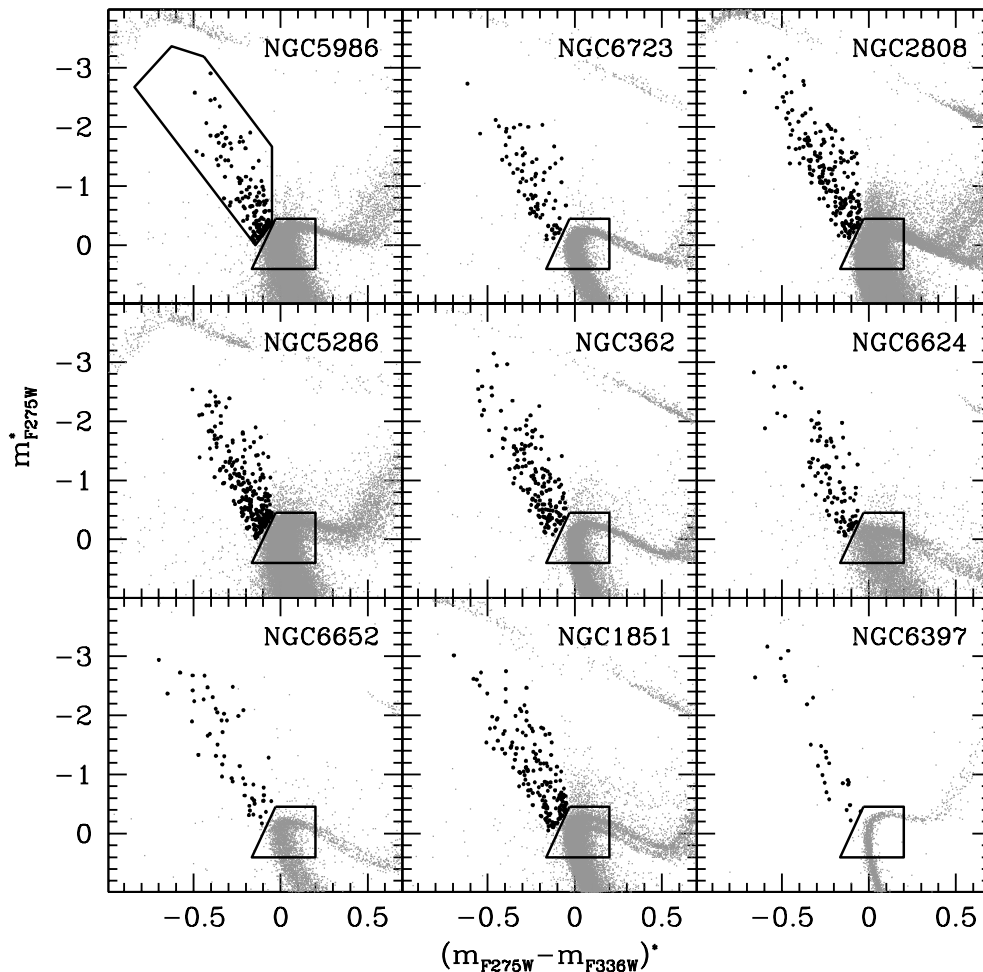


Fig. 4 The sample of BSSs (black dots) identified in the n-CMD for a representative sample of 9 clusters discussed in Ferraro et al. (2018). The BSS selection box is drawn in the first panel, the one adopted for the MS-TO population is marked for all clusters.

sampled in a radial bin and the fraction of cluster light sampled in the same bin (Ferraro et al., 1993). Since the number of stars scales as the sampled luminosity, this ratio is equal to one for any population not affected by dynamical evolution. Hence, this parameter is particularly powerful in quantifying any excess or deficit of stars with respect to the “normal” radial distribution, as indeed observed for exotic populations, like BSSs. Thus, by analyzing the shape of the BSS-nRD, the surveyed sample of chronologically old and coeval GCs has been partitioned in three main families (see Fig. Fig. 3):

- Family I, where the BSS-nRD is flat (i.e., the radial distribution of BSSs within the cluster is fully compatible with that of the sampled light and indistinguishable from that of “normal” stars);

- Family II, where the BSS-nRD is bimodal, with a high peak in the cluster center, a dip at an intermediate radius (r_{\min}), and a rising branch in the external regions (this behavior indicates an excess of BSSs in the center and a depletion at intermediate radii, with respect to normal cluster stars);
- Family III, where the BSS-nRD shows only a central peak, followed by a monotonically decreasing trend (this indicates a huge excess of BSSs in the center and a severe lack of them anywhere else in the cluster).

This variety of shapes (also detected in extra-Galactic GCs; see Li et al., 2013) has been interpreted as the manifestation of the effect of dynamical friction, which drives the objects more massive than the average toward the cluster centre (e.g. Mapelli et al., 2004, 2006;

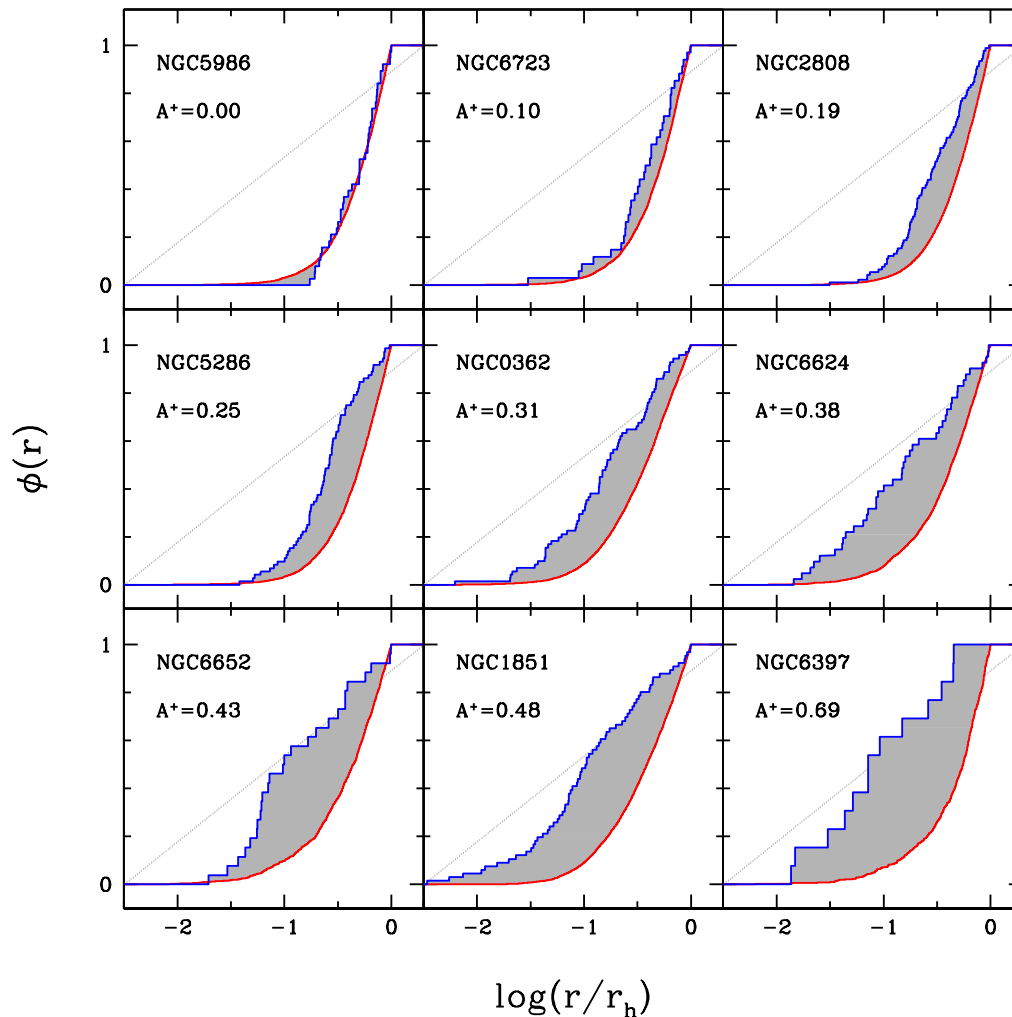


Fig. 5 Cumulative radial distributions of BSSs (blue line) and REF stars (red line) in the nine GCs shown in Figure 4. The horizontal axis provides the logarithm of the cluster-centric distance, in units of the half-mass radius r_h . The size of the area between the two curves (shaded in grey) corresponds to the labelled value of A^+ . Clusters are ranked in terms of increasing value of A^+ .

Miocchi et al., 2015), with an efficiency that mainly depends on the local star density (i.e., it decreases at increasing radial distance; see Alessandrini et al., 2014). Hence, a flat BSS-nRD indicates that dynamical friction has not affected the BSS population yet (not even in the innermost regions), and therefore Family I globular clusters are “dynamically young” (left panels in Fig. 3). In more evolved GCs (Family II), dynamical friction has progressively removed BSSs at increasingly larger distances from the center, thus generating a minimum in the BSS-nRD at increasingly larger values of r_{\min} (from top to bottom, in the central panels of Fig. 3). In Family III systems, dynamical friction already affected also the most remote BSSs, accumulating all of these stars toward the cluster center and thus producing a monotonic BSS-nRD with a central prominent peak;

these are “dynamically old” GCs (right panel in Fig. 3).

2.2 Reading the signature of the dynamical evolution from the BSS segregation level

In Alessandrini et al. (2016) we proposed a new parameter (A^+) to measure the level of BSS central sedimentation. A^+ is defined as the area enclosed between the cumulative radial distribution of BSSs and that of a reference (REF), lighter, population (as the HB, RGB, or MS-TO stars), measured within a given distance from the cluster center (the half-mass radius). N-body simulations demonstrate that this parameter systematically increases as a function of time, follow-

ing the dynamical evolution of the cluster and, more specifically, tracking the process of BSS segregation (see Figure 5 in Alessandrini et al., 2016). At initial times, when all stars are spatially mixed regardless of their mass, BSSs and the REF population share the same cumulative radial distributions and $A^+ = 0$. As the action of dynamical friction proceeds, BSSs migrate toward the centre of the system and the two curves start to separate, thus providing a progressively increasing value of A^+ . Lanzoni et al. (2016) measured the new parameter within one half-mass radius (A_{rh}^+) for the same set of GCs discussed in Ferraro et al. (2012), finding a tight correlation with r_{\min} (see their Figure 2). This demonstrates that both parameters measure the effect of dynamical friction: as clusters get dynamically older, dynamical friction progressively removes BSSs at increasingly larger distances from the center (thus generating a minimum at increasingly larger values of r_{\min}) and accumulates them toward the cluster center (thus increasing A^+). In addition, Lanzoni et al. (2016) found a strong correlation between A^+ and the central relaxation time of the cluster (t_{rc}) (similar to that found by Ferraro et al., 2012 using the parameter r_{\min}), thus fully confirming that A^+ can be efficiently used to measure the level of dynamical evolution reached by star clusters (see also the simulations by Sollima, & Ferraro, 2019).

This approach was recently extended (Ferraro et al., 2018) to 27 additional systems observed within the HST UV Legacy Survey of Galactic Globular Clusters (Piotto et al., 2015, see also Raso et al., 2017). Combined with the clusters studied in Lanzoni et al. (2016), this provided us with a total sample of 48 GCs, corresponding to almost 33% of the entire Milky Way population. To perform a fully homogeneous selection of BSSs in clusters with different values of distance, reddening and metallicity, Ferraro et al. (2018) made use of “normalized” CMDs (see also Raso et al., 2017), where the magnitudes and colors of all the measured stars in a given cluster are arbitrarily shifted to locate the cluster MS-TO at (0,0) coordinates (see, e.g., Fig. 4, where the “normalized” magnitudes and colors are indicated with m_{F275W}^* and $(m_{F275W} - m_{F336W})^*$, respectively). The advantage of using n-CMDs is that, independently of the cluster properties, BSSs are expected to populate the same region of the diagram. Hence, the same selection box can be used in all GCs for a homogeneous selection of the BSS population. For the sake of illustration, Fig. 4 shows a sample of nine n-CMDs analyzed in Ferraro et al. (2018), with the BSS selection box marked in the top-left panel.

To compute the A^+ parameter, the radial distribution of BSSs must be compared with that of a REF

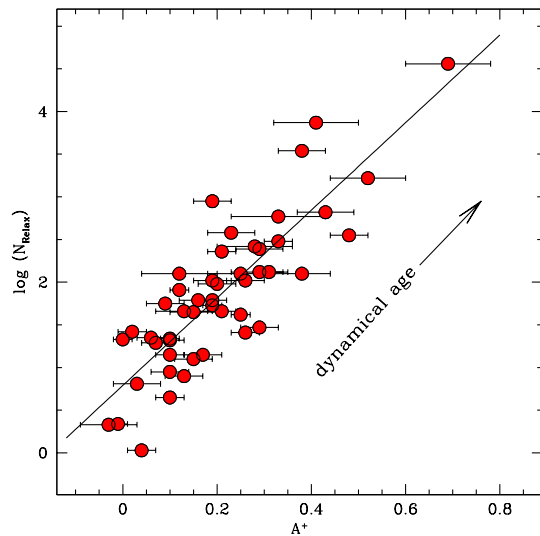


Fig. 6 The strong correlation between A^+ and $\log(N_{\text{relax}})$ for the sample of 48 GCs discussed in Ferraro et al. (2018). The parameter N_{relax} quantifies the number of current central relaxation times occurred since cluster formation. The tight relation between these two parameters demonstrates that the segregation level of BSSs measured by A^+ can be used to evaluate the level of dynamical evolution experienced by the parent cluster. The best fit relation (eq. 1) is also shown as a solid line. The arrow indicates increasing dynamical ages.

population of normal cluster stars tracing the overall density profile of the system. As REF population, Ferraro et al. (2018) adopted MS stars in the MS-TO region, since this portion of the CMD includes several hundred objects and therefore is negligibly affected by statistical fluctuations. Fig. 5 illustrates the cumulative radial distributions obtained for the sub-sample of nine clusters shown in Fig. 4, covering the entire range of values measured for A^+ in the full sample of 48 GCs (NGC 5986 the lowest value, and NGC 6397 having the largest one).

To investigate the connection between the BSS segregation level and the dynamical status of the parent cluster, we studied the relation between the measured values of A^+ and the number of current central relaxation times (t_{rc}) that have occurred since the epoch of cluster formation (t_{GC}): $N_{\text{relax}} = t_{GC}/t_{rc}$. Because all Galactic GCs have approximately the same age, for all the program clusters we assumed $t_{GC} = 12$ Gyr (see the compilation of Forbes & Bridges, 2010). A strong correlation was found (Fig. 6):

$$\log N_{\text{relax}} = 5.1 \times A^+ + 0.79, \quad (1)$$

clearly demonstrating that A^+ is a powerful indicator of GC internal dynamical evolution. This is indeed a key

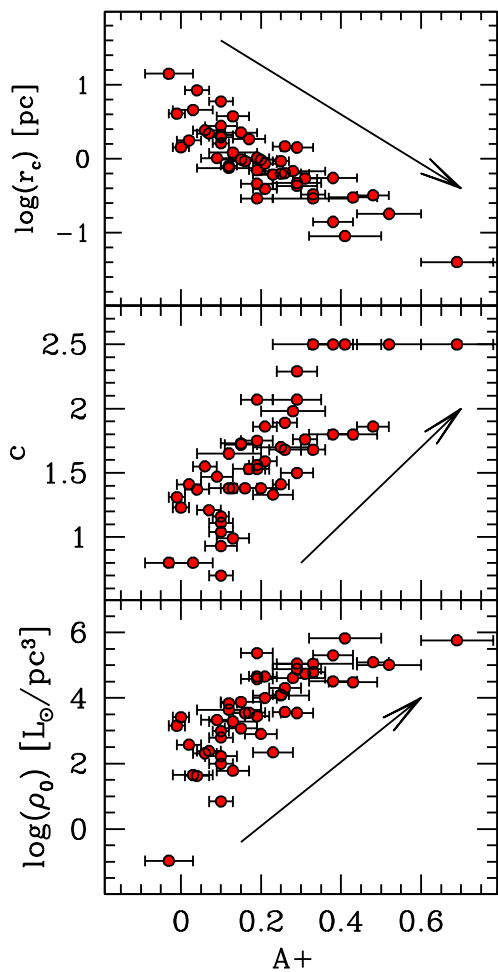


Fig. 7 Relation between A^+ and three physical parameters that are expected to change with the long-term dynamical evolution of GCs: the core radius r_c (*top panel*), the concentration parameter c (*middle panel*), and the central luminosity density ρ_0 (*bottom panel*). The values of r_c , c and ρ_0 are taken from Harris (1996). The arrows indicate increasing dynamical ages.

relation: it allows the empirical determination of the dynamical age of a star cluster from just the measure of the central sedimentation level of its BSS population. By using this relation it is possible to learn how much dynamically-old is a GC, and if it is more or less evolved than other systems with comparable or different structural/dynamical properties.

Measuring the A^+ parameter offers the opportunity to empirically describe the effect of the dynamical ageing of star clusters on their structural parameters. Fig. 7 shows the behavior of the core radius (r_c), the concentration parameter c (defined as the logarithm of the ratio between the tidal and the core radii), and the central luminosity density (ρ_0 ; all are taken from Harris 1996, 2010 edition), as a function of A^+ . Quite well-defined

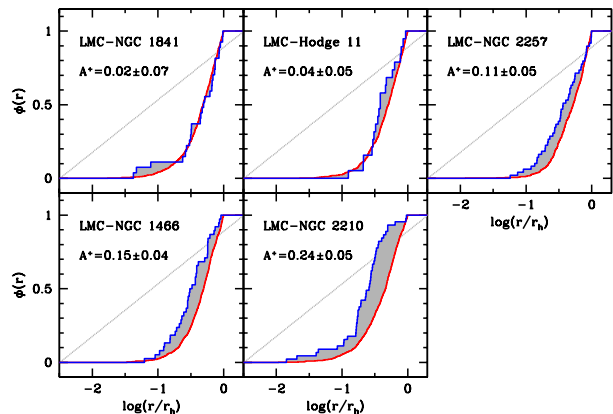


Fig. 8 Cumulative radial distributions of BSSs (blue line) and REF stars (red line) for the five GCs in the LMC discussed by Ferraro et al. (2019). The size of the area between the two curves (shaded in grey) corresponds to the labelled value of A^+ . Clusters are ranked in terms of increasing value of A^+ .

trends are apparent in the figure, with r_c decreasing, and c and ρ_0 increasing with A^+ (i.e., with increasing dynamical age), confirming that star clusters tend to develop small and dense cores as a consequence of their long-term internal dynamical evolution, in nice agreement with what expected from the theoretical framework.

3 The “dynamical clock” beyond the Galaxy: an alternative reading of the core size-age enigma in the Large Magellanic Cloud clusters

The next obvious step in this line of investigation was to apply the same method to star clusters in other galaxies, and the Large Magellanic Cloud (LMC) is indeed the closest, and hence the most natural, target. Moreover the LMC is also the most intriguing one. In fact, there is a 30 year old dilemma related to the LMC clusters: the so-called “core size-age conundrum” (Mackey, & Gilmore, 2003). It can be summarized in just one question: *why all the young star clusters in the LMC are compact, while the old ones show both small and large core radii?* One of the most commonly accepted solution to this dilemma was that all clusters in the LMC formed compact, then they suffered more or less significant expansions of their core driven by populations of binary black holes (Mackey et al., 2008). However, studies of GC dynamical ageing in the Milky Way show that compact cores tend to be developed as time passes (top panel in Fig. 7), which is just the opposite of what suggested to occur in the LMC. Hence, deeper investigations appeared to be necessary to solve

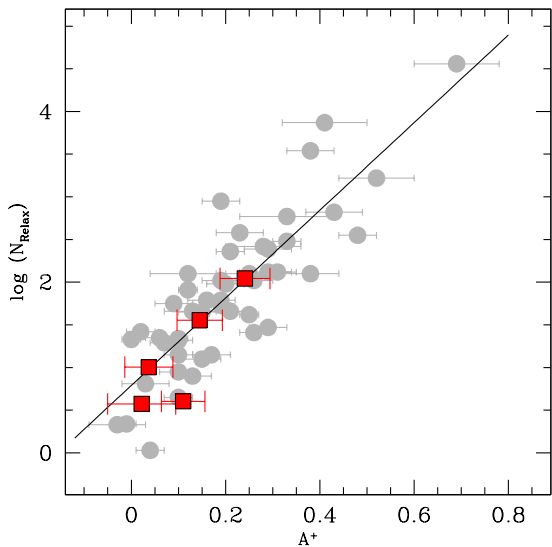


Fig. 9 The application of the “dynamical clock” to extra-Galactic clusters: $N_{\text{relax}} - A^+$ relation for the five LMC clusters discussed in Ferraro et al. (2019) (large red squares). For the sake of comparison, the sample of 48 Galactic GCs previously investigated (Ferraro et al., 2018) is shown with grey circles. The LMC GCs ranked for increasing value of the dynamical age (A^+) are NGC 1841, Hodge 11, NGC 2257, NGC 1466, and NGC 2210. The arrow indicates increasing dynamical age.

the r_c -age dilemma in this external galaxy. Li et al. (2019) applied the “dynamical clock” to measure the dynamical evolutionary stage of 7 intermediate-age (between 700 Myr and 7 Gyr) clusters in the LMC, finding a low-level of dynamical evolution. On the other hand, the dynamical ageing effects are expected to be most evident in old star clusters, with chronological ages comparable to those of the Milky Way systems (12-13 Gyr). Hence, Ferraro et al. (2019) selected five 13 Gyr-old GCs in the LMC, showing different core sizes (ranging from 1 to 7 parsec), and measured their stage of internal dynamical evolution via the BSS sedimentation level.

The application of the dynamical clock in the LMC clusters is much more tricky than in our galaxy, because field stars (not belonging to the clusters) intervening along the line of sight can strongly contaminate the region of the CMD where BSSs are selected. The situation appeared particularly critical for two clusters (Hodge 11 and NGC 2210). However the use of appropriate parallel HST observations in the cluster neighborhoods, allowed us to statistically decontaminate the BSS samples. Indeed, the LMC field stars turned out to be slightly brighter and redder than the bulk of genuine BSSs, thus affecting only the reddest portion of the

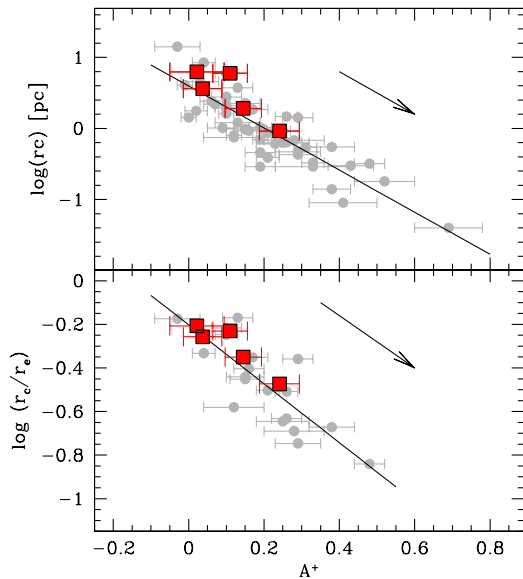


Fig. 10 *Top panel:* the $r_c - A^+$ relation for the five LMC clusters discussed in Ferraro et al. (2019) (large red squares), compared to that obtained for Galactic GCs (grey circles). The arrow indicates increasing dynamical age. *Bottom panel:* the relation between A^+ and the ratio between the core radius and the effective radius (r_e) for the five investigated LMC clusters (red squares), compared to that obtained for 19 GCs in the Milky Way (grey circles; r_e is from Miocchi et al., 2013).

population. Hence, the statistical decontamination was quite effective and the results were surprisingly stable: over 5000 repeated random subtractions, the values of A^+ showed a very peaked distribution with a small dispersion, thus certifying the reliability of the measure.

The estimate of the BSS sedimentation level in all five selected clusters confirms that these systems are at different stages of internal dynamical evolution (see Fig. 8). Indeed, A^+ shows a nice correlation with the number of relaxation times they suffered since formation, and the impressive match with the trend defined by the Galactic population (grey circles) demonstrates that the “dynamical clock” can be efficiently used in any stellar environment and is weakly affected by the tidal field of the host galaxy.

The five surveyed LMC GCs also follow the tight correlation between dynamical age and core radius found by Ferraro et al. (2018) for the Galactic systems (top panel of Fig. 10), confirming that the long-term dynamical evolution tends to generate compact objects. This result has been recently confirmed by Lanzoni et al. (2019) who re-computed all relevant structural parameters of these five LMC clusters from newly determined star density profiles. In particular, they re-determined the core radius and the effective radius (r_e), which is

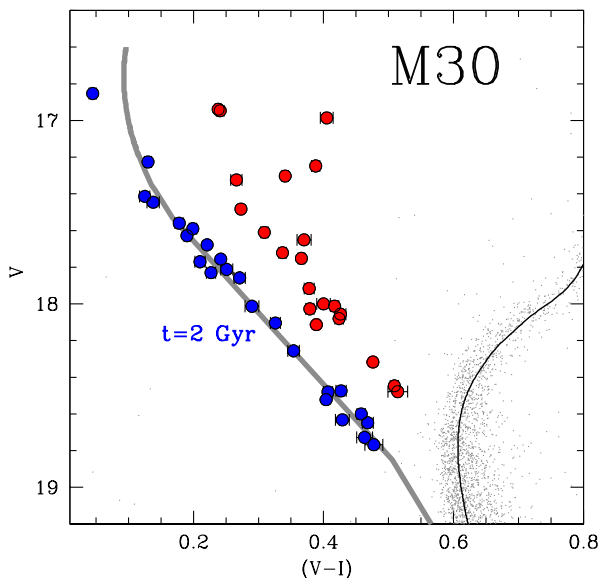


Fig. 11 The double BSS sequence in M30 (from Ferraro et al., 2009). The thick grey line is the 2 Gyr collisional isochrone from Sills et al. (2009). The black line is the 12 Gyr-old isochrone, best reproducing the cluster MS-TO (from Cariulo et al., 2004).

defined as the radius of the circle that, in projection, includes half the total counted stars. The ratio between r_c and r_e has been found to correlate with the dynamical age in a sample of 19 Galactic GCs, with systems characterized by large values of r_c/r_e being dynamically younger than those showing small values of this ratio (see Miocchi et al., 2013), as expected from dynamical evolution driven by two-body relaxation. The bottom panel of Figure 10 shows that the 5 LMC GCs nicely fit the trend defined by the Galactic population, and reveal that no dynamically-old system with large value of r_c/r_e exists. In turn, this indicates that the observed properties of these systems are just consistent with their natural dynamical ageing, with no need of anomalous energy sources responsible for significant core expansion (as, e.g., a population of binary black holes; Mackey et al., 2008).

These results confirm that the internal dynamical evolution tends to produce clusters with more and more compact cores, and demonstrate that the spread in core size observed for the old LMC GCs is the natural consequence of these processes. On the other hand, the analysis discussed in Ferraro et al. (2019) also demonstrates that only low-mass systems have been recently (in the last ~ 3 Gyr) formed in the LMC, and essentially all of them were generated in the innermost regions of the galaxy. Hence, they surely cannot resemble the progenitors of the currently old clusters, which are much more massive (by up to factors of 100) and orbit

at any distance from the centre of the LMC. Among the young generation of (low-mass) clusters, only the most compact systems survived and are observable: hence we do not see young clusters with large core-size just because, if formed, they have been already disrupted by gravitational interactions within the LMC potential well. These results suggest a new reading of the long-standing r_c -age distribution of LMC GCs, which does not require the action of a population of black holes (as suggested by Mackey et al., 2008), and is just the natural manifestation of the long-term internal dynamical evolution (Ferraro et al., 2019). Thus, from one side, this deepens our understanding of the processes that govern the internal dynamical evolution of dense stellar systems in different environments, allowing a direct connection between the old GCs in the LMC and those in our Galaxy. From the other side, these findings offer an alternative (and less exotic) reading of the long-standing LMC conundrum, with a strong impact on our understanding of star cluster formation and their evolution over cosmic time. Moreover, as it often happens in science, while answering an old dilemma, this discovery poses a new, probably deeper, question that needs to be addressed: *why did only relative low-mass clusters form in the last 3 Gyr in the LMC?*

4 Exploring the post-core collapse (PCC) phase

The BSS observational features might also provide crucial information about the most spectacular dynamical event in cluster lifetime: core collapse (CC). This was first realized by Ferraro et al. (2009) with the discovery of two well-separated and almost parallel sequences of BSSs in the post-core collapse (PCC) cluster M30 (Fig. 11). This was the very first time that such a feature was detected in any stellar system, opening the possibility to disentangle between the two BSS formation processes. In fact, the comparison with evolutionary models of BSSs formed by direct collisions of two MS stars (Sills et al., 2009) showed that the blue-BSS sequence is well reproduced by a collisional isochrone with an age of ~ 2 Gyr. Instead, the red-BSS population is far too red to be reproduced by collisional isochrones of any age, and it turned out to be located in the portion of the CMD where MT binary models are expected to lie (Tian et al., 2006; Xin et al., 2015; see also recent models by Jiang et al., 2017 showing that MT-BSSs might also “contaminate” the blue-BSS sequence). The impressive agreement between the blue-BSS sequence and the collisional isochrone suggests that the vast majority of these stars have a collisional origin. Due to standard stellar evolution, they are destined to move toward the red in the CMD, in typical timescales of a

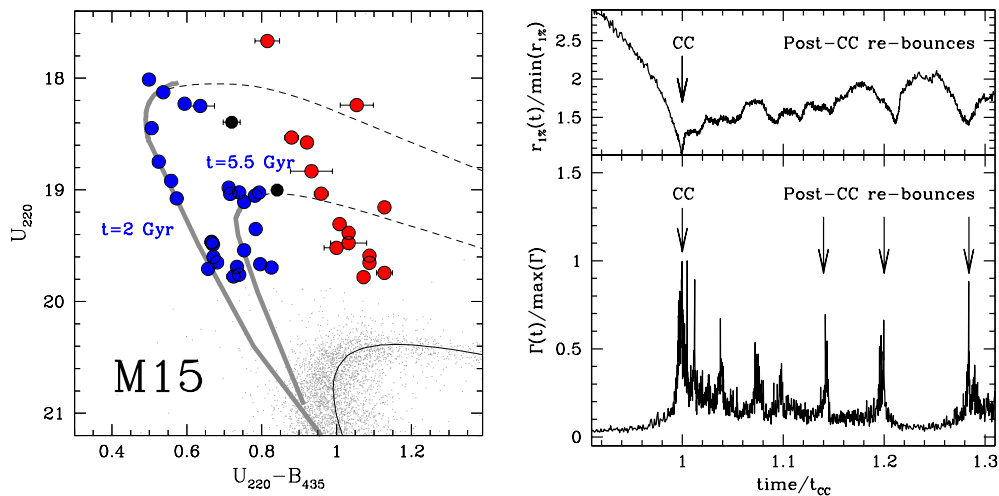


Fig. 12 *Left Panel:* The double BSS sequence in M15 (from Beccari et al., 2019). Two branches are apparent along the blue sequence: they are reproduced by a 2 Gyr-old and a 5.5 Gyr-old collisional isochrone, respectively. *Right Panel:* The evolution in time of the 1% Lagrangian radius (top panel) and of the collisional parameter (bottom panel) in dynamical simulations. The epochs of core collapse and the main post-core collapse re-bounces are indicated with arrows.

few Gyrs that are shorter for brighter (more massive) stars. Hence, the extension in magnitude of the blue sequence and the existence of a clear-cut gap between the two chains suggest that these BSSs are nearly coeval and have been generated by a *recent* and *short-lived* event. This latter characteristic is typical of CC (Djorgovski & King, 1986), during which the stellar collision rate is also known to significantly increase. On the basis of these considerations, Ferraro et al. (2009) concluded that *most BSSs along the blue sequence formed simultaneously during the CC event, approximately 2 Gyr ago*. This scenario has been fully confirmed by Portegies Zwart (2019), who presented detailed stellar merger simulations for M30, concluding that the BSS distribution along the blue sequence is well consistent with a burst of formation started ~ 3.2 Gyr ago, a duration of approximately 0.93 Gyr and a peak of formation rate of 30 BSSs/Gyr. Such an impressive formation rate was possibly triggered by the cluster CC. Instead, the BSSs along the red sequence formed with a much more modest and constant rate of ~ 2.8 BSSs/Gyr over the last 10 Gyr.

Interestingly, the double BSS feature has been later detected in two additional clusters: NGC 362 (Dalessandro et al., 2013a) and NGC 1261 (Simunovic et al., 2014). The case of NGC 2173, an intermediate-age cluster in the LMC, is instead still debated, since the feature can possibly be due to the contamination of the BSS population from LMC field stars (see Li et al., 2018a,b; Dalessandro et al., 2019a,b).

M15: another surprise – By applying an advanced photometric de-blending technique to a set of high-resolution images, Beccari et al. (2019) discovered an even more peculiar double BSS sequence in the innermost regions of the PCC cluster M15 (see Fig. 12). Also in this case the red BSS sequence cannot be reproduced by collisional isochrones of any age, but this time the blue BSS sequence showed a quite complex structure. In fact two distinct branches are visible: the first branch appears to be extremely narrow and it extends up to 2.5 mag brighter than the cluster MS-TO point, while the second branch extends up to 1.5 mag from the MS-TO. The comparison with formation models of collisional BSSs (Sills et al., 2009) indicates that both these populations formed through this channel, at two different epochs: approximately 5.5 and 2 Gyr ago, respectively. The two branches could therefore be the observational signatures of two major collisional episodes suffered by M15, likely connected to the most advanced stages of dynamical evolution of its core: the first one (possibly tracing the beginning of CC) occurred approximately 5.5 Gyr ago, while the most recent one (possibly associated with a core oscillation in the PCC evolution) dates back to 2 Gyr ago. This scenario is consistent with the results of Monte Carlo simulations (Fig. 12), showing that the deep initial CC (clearly distinguishable at $t/t_{CC} = 1$) leads to the largest increase of the collision rate (Γ), and it is followed by several distinct re-collapse episodes leading to secondary peaks of the Γ parameter.

These results further provide strong evidence in support to the tight connection between the BSS properties and the internal dynamical evolution of collisional stellar systems, also opening new perspectives in the study of the most extreme phenomena, as the CC event and post-CC evolution.

Acknowledgements This paper is part of the project Cosmic-Lab (“Globular Clusters as Cosmic Laboratories”) at the Physics and Astronomy Department of the Bologna University (see the web page: <http://www.cosmic-lab.eu/Cosmic-Lab/Home.html>). The authors acknowledge the Accademia dei Lincei for offering the opportunity to write this contribution. The authors also acknowledge the anonymous referee for the careful reading of the manuscript.

Funding

The research is funded by the project Dark-on-Light granted by MIUR through PRIN2017 contract (PI: Ferraro).

Compliance with ethical standards

The manuscript complies to the Ethical Rules applicable for this journal.

Conflict of interest

The authors declare that they have no conflict of interest.

References

- Alessandrini, E., Lanzoni, B., Miocchi, P., Ciotti, L., Ferraro, F. R.: Dynamical Friction in Multi-component Evolving Globular Clusters. *Astrophys. J.*, 795, 169-177 (2014)
- Alessandrini, E., Lanzoni, B., Miocchi, P., Ferraro, F. R., Vesperini, E.: Investigating the Mass Segregation Process in Globular Clusters with Blue Straggler Stars: The Impact of Dark Remnants. *Astrophys. J.*, 833, 252-262 (2016)
- Bailyn, C. D.: Blue Stragglers and Other Stellar Anomalies: Implications for the Dynamics of Globular Clusters. *Annual Review of Astronomy & Astrophysics*, 33, 133-162 (1995)
- Beccari, G., Ferraro, F. R., Lanzoni, B., & Bellazzini, M.: A Population of Binaries in the Asymptotic Giant Branch of 47 Tucanae? *Astrophys. J.*, 652, L121-L124 (2006a)
- Beccari, G., Ferraro, F. R., Possenti, A. et al.: The Dynamical State and Blue Straggler Population of the Globular Cluster NGC 6266 (M62) *Astron. J.*, 131, 2551-2560 (2006b)
- Beccari, G., Sollima, A., Ferraro, F. R., Lanzoni, B., Bellazzini, M., De Marchi, G., Valls-Gabaud, D., Rood, R. T.: The Non-segregated Population of Blue Straggler Stars in the Remote Globular Cluster Palomar 14. *Astrophys. J. Lett.*, 737, L3-L8 (2011)
- Beccari, G., Dalessandro, E., Lanzoni, B., et al.: Deep Multi-telescope Photometry of NGC 5466. I. Blue Stragglers and Binary Systems. *Astrophys. J.*, 776, 60-69 (2013)
- Beccari, G., Ferraro, F. R., Dalessandro, E., et al.: Discovery of a Double Blue Straggler Sequence in M15: New Insight into the Core-collapse Process *Astrophys. J.*, 876, 87-96 (2019)
- Cadelano, M., Pallanca, C., Ferraro, F. R., et al.: The Optical Counterpart to the Accreting Millisecond X-Ray Pulsar SAX J1748.9-2021 in the Globular Cluster NGC 6440. *Astrophys. J.*, 844, 53 (2017)
- Cadelano, M., Ransom, S. M., Freire, P. C. C., et al.: Discovery of Three New Millisecond Pulsars in Terzan 5. *Astrophys. J.*, 855, 125 (2018)
- Cariulo, P., Degl’Innocenti, S., & Castellani, V.: Calibrated stellar models for metal-poor populations. *Astronomy & Astrophysics*, 421, 1121 (2004)
- Chatterjee, S., Rasio, F. A., Sills, A., & Glebbeek, E.: Stellar Collisions and Blue Straggler Stars in Dense Globular Clusters. *Astrophys. J.*, 777, 106-119 (2013)
- Chen, X., & Han, Z.: Primordial binary evolution and blue stragglers. *MNRAS*, 395, 1822-1836 (2009)
- Cool, A. M., Grindlay, J. E., Cohn, H. N., Lugger, P. M., & Bailyn, C. D.: Cataclysmic Variables and a New Class of Faint Ultraviolet Stars in the Globular Cluster NGC 6397. *Astrophys. J. Lett.*, 508, L75 (1998)
- Contreras Ramos, R., Ferraro, F. R., Dalessandro, E., Lanzoni, B., & Rood, R. T.: The Unimodal Distribution of Blue Straggler Stars in M75 (NGC 6864). *Astrophys. J.*, 748, 91-99 (2012)
- Dalessandro, E., Lanzoni, B., Ferraro, F. R. et al.: Blue Straggler Stars in the Unusual Globular Cluster NGC 6388. *Astrophys. J.*, 677, 1069-1079 (2008a)
- Dalessandro, E., Lanzoni, B., Ferraro, F. R. et al.: Another Nonsegregated Blue Straggler Population in a Globular Cluster: the Case of NGC 2419. *Astrophys. J.*, 681, 311-319 (2008b)
- Dalessandro, E., Beccari, G., Lanzoni, B., et al.: Multi-wavelength Photometry in the Globular Cluster M2. *Astrophys. J. Supp. Series*, 182, 509-518 (2009)
- Dalessandro, E., Ferraro, F. R., Massari, D., et al.: Double Blue Straggler Sequences in Globular Clusters:

- The Case of NGC 362. *Astrophys. J.*, 778, 135-149 (2013a)
- Dalessandro, E., Ferraro, F. R., Lanzoni, B., et al.: Ultraviolet Observations of the Globular Cluster M10 from HST and GALEX: The BSS Population. *Astrophys. J.*, 770, 45-52 (2013b)
- Dalessandro, E., Pallanca, C., Ferraro, F. R., et al.: Constraining the True Nature of an Exotic Binary in the Core of NGC 6624. *Astrophys. J. Lett.*, 784, L29 (2014)
- Dalessandro, E., Ferraro, F. R., Bastian, N., et al.: The double blue-straggler sequence in NGC 2173: an artifact of field contamination *Astronomy & Astrophysics*, 621, A45 (2019a)
- Dalessandro, E., Ferraro, F. R., Bastian, N., et al.: The Double Blue Straggler Sequence in NGC 2173: Yes, a Field Contamination Artifact! *Research Notes of the American Astronomical Society*, 3, 38 (2019b)
- Davies, M. B., Piotto, G., & de Angeli, F.: Blue straggler production in globular clusters. *MNRAS*, 349, 129-134 (2004)
- Djorgovski, S., & King, I. R.: A preliminary survey of collapsed cores in globular clusters. *Astrophys. J.* 305, L61-L65 (1986)
- Djorgovski, S.: Physical Parameters of Galactic Globular Clusters. In *Structure and Dynamics of Globular Clusters*. ASPC, 50, 373-382 (1993)
- Ferraro, F. R., Fusi Pecci, F., Buonanno, R.: The Galactic globular cluster NGC 5897 and its population of blue stragglers. *MNRAS*, 256, 376-39 (1992)
- Ferraro, F. R., Fusi Pecci, F., Cacciari, C., et al.: Blue Stragglers in the Galactic globular clusters M3: Evidence for two populations *Astron. J.*, 106, 2324-2334 (1993)
- Ferraro, F. R., Fusi Pecci, F., & Bellazzini, M.: Blue stragglers in Galactic globular clusters: playing with specific quantities. *Astronomy & Astrophysics*, 294, 80-88 (1995)
- Ferraro, F. R., Paltrinieri, B., Fusi Pecci, F., et al.: HST observations of blue Straggler stars in the core of the globular cluster M 3. *Astronomy & Astrophysics*, 324, 915-928 (1997a)
- Ferraro, F. R., Paltrinieri, B., Fusi Pecci, F., et al.: Hubble Space Telescope Ultraviolet Observations of the Cores of M3 and M13. *Astrophys. J. Lett.*, 484, L145-L148 (1997b)
- Ferraro, F. R., Paltrinieri, B., Rood, R.T., & Dorman, B.: Blue Straggler Stars: The Spectacular Population in M80 *Astrophys. J.*, 522, 983-990 (1999)
- Ferraro, F. R., D'Amico, N., Possenti, A., Mignani, R. P., & Paltrinieri, B.: Blue Stragglers, Young White Dwarfs, and UV-Excess Stars in the Core of 47 Tucanae *Astrophys. J.*, 561, 337-345 (2001)
- Ferraro, F. R., Sills, A., Rood, R.T., Paltrinieri, B. & Buonanno, R.: Blue Straggler Stars: A Direct Comparison of Star Counts and Population Ratios in Six Galactic Globular Clusters. *Astrophys. J.*, 588, 464-477 (2003)
- Ferraro F. R., Beccari G., Rood, R. T., Bellazzini M., Sills A. & Sabbi E.: Discovery of Another Peculiar Radial Distribution of Blue Stragglers in Globular Clusters: The Case of 47 Tucanae. *Astrophys. J.*, 603, 127-134 (2004)
- Ferraro, F. R., Sollima, A., Rood, R. T., Origlia, L., Pancino, E. & Bellazzini, M.: The Pure Noncollisional Blue Straggler Population in the Giant Stellar System ω Centauri *Astrophys. J.*, 638, 433-439 (2006a)
- Ferraro, F.R., Sabbi, E., Gratton R., et al.: Discovery of Carbon/Oxygen-depleted Blue Straggler Stars in 47 Tucanae: The Chemical Signature of a Mass Transfer Formation Process. *Astrophys. J. Lett.*, 647, L53-L56 (2006b)
- Ferraro, F. R., Beccari, G., Dalessandro, E., et al.: Two distinct sequences of blue straggler stars in the globular cluster M 30. *Nature*, 462, 1028-1031 (2009)
- Ferraro, F. R., Lanzoni, B., Dalessandro, E., et al.: Dynamical age differences among coeval star clusters as revealed by blue stragglers. *Nature*, 492, 393-395 (2012), (F12)
- Ferraro, F. R., Pallanca, C., Lanzoni, B., et al.: Probing the MSP Prenatal Stage: The Optical Identification of the X-Ray Burster EXO 1745-248 in Terzan 5. *Astrophys. J. Lett.*, 807, L1 (2015)
- Ferraro, F. R., Lapenna, E., Mucciarelli, A., et al.: Weighing Stars: The Identification of an Evolved Blue Straggler Star in the Globular Cluster 47 Tucanae. *Astrophys. J.*, 816, 70-77 (2016)
- Ferraro, F. R., Lanzoni, B., Raso, S., et al.: The Hubble Space Telescope UV Legacy Survey of Galactic Globular Clusters - XV. The dynamical clock: reading cluster dynamical evolution from the segregation level of blue straggler stars. *Astrophys. J.*, 860, 36 (2018)
- Ferraro, F. R., Lanzoni, B., Dalessandro, E., et al.: Size diversity of old Large Magellanic Cloud clusters as determined by internal dynamical evolution. *Nature Astr.*, 3, 1149-1155 (2019)
- Fiorentino, G., Lanzoni, B., Dalessandro, E., Ferraro, F. R., Bono, G., Marconi, M.: Blue Straggler Masses from Pulsation Properties. I. The Case of NGC 6541. *Astrophys. J.*, 783, 34-41 (2014)
- Forbes, D., Bridhes, T.: Accreted versus in situ Milky Way globular clusters. *MNRAS*, 404, 1203-1214 (2010)

- Fusi Pecci, F., Ferraro, F. R., Corsi, C. E., Cacciari, C., & Buonanno, R.: On the blue stragglers and horizontal branch morphology in Galactic globular clusters - Some speculations and a new working scenario. *Astron. J.*, 104, 1831-1849 (1992)
- Gilliland, R. L., Bono, G., Edmonds, P. D., et al.: Oscillating Blue Stragglers in the Core of 47 Tucanae. *Astrophys. J.*, 507, 818-845 (1998)
- Harris, W. E.: A Catalog of Parameters for Globular Clusters in the Milky Way. *Astron. J.*, 112, 1487 (1996)
- Hills, J. G., & Day, C. A.: Stellar Collisions in Globular Clusters. *Astrophys. J. Lett.*, 17, L87-L93 (1976)
- Jiang, D., Chen, X., Li, L., Han, Z.: Contribution of Primordial Binary Evolution to the Two Blue-straggler Sequences in Globular Cluster M30. *Astrophys. J.*, 849, 100-109 (2017)
- Knigge, C., Leigh, N., & Sills, A.: A binary origin for 'blue stragglers' in globular clusters. *Nature*, 457, 288-290 (2009)
- Lanzoni, B., Sanna, N., Ferraro, F. R., et al.: A Panchromatic Study of the Globular Cluster NGC 1904. I. The Blue Straggler Population. *Astrophys. J.*, 663, 1040-1048 (2007a)
- Lanzoni, B., Dalessandro, E., Ferraro, F. R., et al.: The Blue Straggler Population of the Globular Cluster M5. *Astrophys. J.*, 663, 267-276 (2007b)
- Lanzoni, B., Dalessandro, E., Ferraro, F. R., et al.: The Surface Density Profile of NGC 6388: A Good Candidate for Harboring an Intermediate-Mass Black Hole. *Astrophys. J. Lett.*, 668, L139-L142 (2007c)
- Lanzoni, B., Ferraro, F.R., Alessandrini, E. et al.: Refining the Dynamical Clock for Star Clusters. *Astrophys. J. Lett.*, 833, L29-L34 (2016)
- Lanzoni, B., Ferraro, F.R., Dalessandro, E. et al.: Star density profiles of six old star clusters in the Large Magellanic Cloud. *Astrophys. J.*, 887, 176-186 (2019)
- Leigh, N., Sills, A., & Knigge, C.: Where the Blue Stragglers Roam: Searching for a Link between Formation and Environment. *Astrophys. J.*, 661, 210-221 (2007)
- Leigh, N., Knigge, C., Sills, A., et al.: The origins of blue stragglers and binarity in globular clusters. *MNRAS*, 428, 897-905 (2013)
- Li, C., de Grijs, R., Deng, L., & Liu, X.: Blue Straggler Evolution Caught in the Act in the Large Magellanic Cloud Globular Cluster Hodge 11. *Astrophys. J. Lett.*, 770, L7-L12 (2013)
- Li, C., Deng, L., de Grijs, R., Jiang, D., & Xin, Y.: An Unexpected Detection of Bifurcated Blue Straggler Sequences in the Young Globular Cluster NGC 2173. *Astrophys. J.*, 856, 25 (2018a)
- Li, C., Deng, L., de Grijs, R., Jiang, D., & Xin, Y.: The Double Blue Straggler Sequence in NGC 2173: A Field Contamination Artifact? *Research Notes of the American Astronomical Society*, 2, 215 (2018b)
- Li, C., Sun, W., Hong, J., et al.: Blue straggler stars beyond the Milky Way. IV. Radial distributions and dynamical implications. *Astrophys. J.*, 871, 171 (2019)
- Mackey, A. D., & Gilmore, G. F.: *MNRAS*, 338, 85 (2003)
- Mackey, A. D., Wilkinson, M. I., Davies, M. B., & Gilmore, G. F.: Black holes and core expansion in massive star clusters, *MNRAS*, 386, 65-95 (2008)
- Mapelli, M., Sigurdsson, S., Colpi, M., et al.: The Contribution of Primordial Binaries to the Blue Straggler Population in 47 Tucanae. *Astrophys. J. Lett.*, 605, L29-L32 (2004)
- Mapelli, M., Sigurdsson, S., Ferraro, F. R., et al.: The radial distribution of blue straggler stars and the nature of their progenitors. *MNRAS*, 373, 361-368 (2006)
- McCrea, W. H.: Extended main-sequence of some stellar clusters. *MNRAS* 128, 147-155 (1964)
- Meylan, G., & Heggie, D. C.: Internal dynamics of globular clusters *Annual Review of Astronomy & Astrophysics*, 8, 1-143 (1997)
- Miocchi, P., Lanzoni, B., Ferraro, F.R. et al.: Star Count Density Profiles and Structural Parameters of 26 Galactic Globular Clusters, *Astrophys. J.*, 774, 151-166 (2013)
- Miocchi, P., Pasquato, M., Lanzoni, B., et al.: Probing the Role of Dynamical Friction in Shaping the BSS Radial Distribution. I. Semi-analytical Models and Preliminary N-body Simulations. *Astrophys. J.*, 799, 44-53 (2015)
- Moretti, A., de Angeli, F., & Piotto, G.: Environmental effects on the globular cluster blue straggler population: a statistical approach. *Astronomy & Astrophysics*, 483, 183-197 (2008)
- Pallanca, C., Dalessandro, E., Ferraro, F. R., Lanzoni, B., & Beccari, G.: The Optical Counterpart to the X-Ray Transient IGR J1824-24525 in the Globular Cluster M28. *Astrophys. J.*, 773, 122 (2013)
- Pallanca, C., Beccari, G., Ferraro, F. R., et al.: A Complete Census of H α Emitters in NGC 6397. *Astrophys. J.*, 845, 4 (2017)
- Parada, J., Richer, H., Heyl, J. et al.: Formation and Evolution of Blue Stragglers in 47 Tucanae. *Astrophys. J.*, 830, 139-148 (2016)
- Piotto, G., De Angeli, F., King, I.R. et al.: Relative Frequencies of Blue Stragglers in Galactic Globular Clusters: Constraints for the Formation Mechanisms. *Astrophys. J. Lett.*, 604, L109-L112 (2004)
- Piotto, G., Milone, A. P., Bedin, L. R., et al.: The Hubble Space Telescope UV Legacy Survey of Galactic Globular Clusters. I. Overview of the Project and

- Detection of Multiple Stellar Populations. *Astron. J.*, 149, 91-117 (2015)
- Portegies Zwart, S.: The origin of the two populations of blue stragglers in M30. *Astronomy & Astrophysics*, 621, L10 (2019)
- Ransom, S. M., Hessels, J. W. T., Stairs, I. H., et al.: Twenty-One Millisecond Pulsars in Terzan 5 Using the Green Bank Telescope. *Science*, 307, 892 (2005)
- Raso, S., Ferraro, F.R., Dalessandro, E. et al.: The UV-route to Search for Blue Straggler Stars in Globular Clusters: First Results from the HST UV Legacy Survey. *Astrophys. J.*, 839, 64-74 (2017)
- Raso, S., Pallanca, C., Ferraro, F.R., et al.: Spectral Energy Distribution of Blue Stragglers in the Core of 47 Tucanae, *Astrophys. J.*, 879, 56 (2019)
- Renzini, A., & Fusi Pecci, F.: Tests of evolutionary sequences using color-magnitude diagrams of globular clusters. *Annual Review of Astronomy & Astrophysics*, 26, 199-244 (1988)
- Sabbi, E., Ferraro, F. R., Sills, A., & Rood, R. T.: The Small Blue Straggler Star Population in the Dense Galactic Globular Cluster NGC 6752, *Astrophys. J.*, 617, 1296 (2004)
- Sandage A. R.: The color-magnitude diagram for the globular cluster M 3. *Astron. J.*, 58, 61-75 (1953)
- Sanna, N., Dalessandro, E., Lanzoni, B., et al.: The blue straggler star population in NGC 6229. *MNRAS*, 422, 1171-1177 (2012)
- Sanna, N., Dalessandro, E., Ferraro, F. R., et al.: The WFC2 Ultraviolet Survey: The Blue Straggler Population in NGC 5824. *Astrophys. J.* 780, 90-98 (2014)
- Shara, M. M., Saffer, R. A., & Livio, M.: The First Direct Measurement of the Mass of a Blue Straggler in the Core of a Globular Cluster: BSS 19 in 47 Tucanae. *Astrophys. J. Lett.*, 489, L59-L62 (1997)
- Sills, A., Karakas, A., & Lattanzio, J.: Blue Stragglers After the Main Sequence. *Astrophys. J.*, 692, 1411-1420 (2009)
- Simunovic, M., Puzia, T. H., & Sills, A.: The Blue Straggler Star Population in NGC 1261: Evidence for a Post-core-collapse Bounce State. *Astrophys. J. Lett.*, 795, L10-L14 (2014)
- Simunovic, M., & Puzia, T. H.: Blue straggler star populations in globular clusters - II. Proper-motion cleaned HST catalogues of BSSs in 38 Galactic GCs. *MNRAS*, 462, 3401-3418 (2016)
- Sollima, A., Lanzoni, B., Beccari, G., Ferraro, F. R., & Fusi Pecci, F.: The correlation between blue straggler and binary fractions in the core of Galactic globular clusters. *Astronomy & Astrophysics*, 481, 701-704 (2008)
- Sollima, A., & Ferraro, F. R.: *MNRAS*, 483, 1523 (2019)
- Strader, J., Chomiuk, L., Maccarone, T. J., Miller-Jones, J. C. A., & Seth, A. C.: Two stellar-mass black holes in the globular cluster M22. *Nature*, 490, 71 (2012)
- Tian, B., Deng, L.-C., Han, Z.-W., & Zhang, X.-B: The blue stragglers formed via mass transfer in old open clusters. *Astronomy & Astrophysics*, 455, 247-254 (2006)
- Xin, Y., Ferraro, F. R., Lu, P., et al.: The Binary Mass Transfer Origin of the Red Blue Straggler Sequence in M30. *Astrophys. J.*, 801, 67-74 (2015)