

Bivariate Polynomial Coding for Efficient Distributed Matrix Multiplication

Burak Hasircioğlu, Jesús Gómez-Vilardebó, and Deniz Gündüz

Abstract

Coded computing is an effective technique to mitigate “stragglers” in large-scale and distributed matrix multiplication. In particular, univariate polynomial codes have been shown to be effective in straggler mitigation by making the task completion time to depend only on the fastest workers. However, these schemes completely ignore the work done by the straggling workers resulting in a waste of computational resources. To reduce the amount of work left unfinished at workers, one can further decompose the matrix multiplication task into smaller sub-tasks, and assign multiple sub-tasks to each worker, possibly heterogeneously, to better fit their particular storage and computation capacities. In this work, we propose bivariate polynomial codes to efficiently exploit the work carried out by straggling workers. We show that bivariate polynomial codes bring significant advantages in terms of upload communication costs and storage efficiency, measured in terms of number of sub-tasks that can be computed per worker. We propose two bivariate polynomial coding schemes. The first one exploits the fact that bivariate interpolation is always possible on a rectangular grid of evaluation points. We obtain such points at the cost of adding some redundant computations. For the second scheme, we relax the decoding constraints, and require decodability for almost all choices of the evaluation points. We present interpolation sets satisfying the such decodability conditions for certain storage configurations of workers. Our numerical results show that bivariate polynomial coding considerably reduces the completion time of distributed matrix multiplication. We believe that this work opens up a new class of previously unexplored coding schemes for efficient coded distributed computation.

Burak Hasircioğlu and Deniz Gündüz are with the Department of Electrical and Electronic Engineering, Imperial College London, UK. E-mail: {b.hasircioglu18, d.gunduz}@imperial.ac.uk

Jesús Gómez-Vilardebó is with Centre Tecnològic de Telecomunicacions de Catalunya (CTTC/CERCA), Barcelona, Spain. E-mail: jesus.gomez@cttc.es

Parts of this paper were presented in 2020 IEEE International Symposium on Information Theory (ISIT) [1] and 2020 IEEE Global Communication Conference (Globecom) [2].

I. INTRODUCTION

Matrix multiplication is one of the most crucial building blocks of many engineering and data science problems. In particular, the availability of massive datasets and large model sizes makes computation tasks for machine learning applications so demanding that they cannot be carried out on a single machine within a reasonable time frame. Thus, to speed up learning, it is necessary to distribute the most demanding computation tasks, e.g., matrix multiplication, to multiple dedicated servers, called *workers*. However, due to unpredictable delays in their service time, some workers, called *stragglers*, may complete their assigned tasks much slower than the others, becoming a bottleneck for the overall computation time. Mitigating the negative impact of stragglers on the *completion time* of distributed matrix multiplication has recently been a very active research area [3]–[15].

One can reduce the effects of the stragglers in the completion time by employing redundant workers. On the other hand, it has been shown in [3] that, rather than simply assigning each computation task to multiple redundant workers, i.e., repetition coding, one can treat stragglers as erasures in a communication link, and improve the completion time significantly by creating redundant computations similarly to channel coding for erasure channels. Specifically, for the matrix multiplication task, the authors propose to partition one of the matrices and encode its partitions by using an MDS code, and send to the workers together with the other matrix, which is not partitioned and not coded. Then, by using the multiplications between them carried out at the workers, the full matrix multiplication is decoded. In [4], polynomial codes are proposed to speed up the multiplication of two large matrices A and B . In this scheme, a *master* divides A row-wise and B column-wise into their partitions. Then, two separate encoding polynomials, whose coefficients are the partitions of A and B , respectively, are generated. The master evaluates both polynomial at the same point and sends the evaluations to the workers, which multiply them and return the result to the master. From the responses received by the workers, the full multiplication is decoded. This scheme is optimal in terms of the *download rate*, which is defined as the ratio between the total number of bits needed to be downloaded from the workers and the number of bits needed to represent the result of the multiplication. In [5], MatDot codes are proposed, which use an alternative partitioning of matrices; that is, A is partitioned column-wise and B is partitioned row-wise. The authors show that, compared to [4], their approach improves the *recovery threshold*, which is defined as the minimum number of responses the

master must receive from the workers to guarantee decoding the product AB . However, in [5], both the amount of computation each worker should carry out, referred to as the *computation cost*, and the download rate are higher than in [4]. Also in [5], PolyDot codes are proposed for square matrices as an interpolation between polynomial codes in [4], and MatDot codes by trading off the recovery threshold with the computation and download costs. In [6], the same problem is studied for arbitrary matrices, and entangled polynomial codes are proposed, which improve the recovery threshold in [5] under a fixed computation cost and a fixed download rate. Generalized PolyDot codes are proposed in [7] for matrix-vector multiplication achieving the same recovery threshold in [6]. In [8], batch multiplication of matrices, i.e., $A_i B_i$, $i \in [L]$ where $L > 1$, is studied and cross subspace alignment (CSA) codes are proposed. It is shown that, in the batch multiplication setting, CSA codes improve the upload-download cost trade-off compared to applying entangled polynomial codes separately for each multiplication task in the batch.

Another aspect of distributed matrix multiplication is the heterogeneity in workers' computational capacities. If the statistics of the computation speeds of the workers are available to the code designer, then it can be used to balance the computational loads of the workers. Distributed matrix multiplication across heterogeneous workers is studied in [9]. The authors assume that the computation times of the workers follow a shifted exponential distribution. They also assume that parameters of these distributions differ among the workers, and known. Under this setting, the optimal load allocation problem is solved in [9].

In all of these approaches, the work assigned to a worker is communicated back to the master only if it is finished completely. Workers that fail to complete their assigned task by the time the number of computations received by the master reaches the recovery threshold, are treated as erasures, which implies ignoring completely the work done by them. Such an approach is sub-optimal, especially if the workers' speeds are close to each other, in which case, the ignored workers have probably completed a significant portion of the work assigned to them [10], [11]. To exploit the partially completed work done by stragglers, a multi-message approach is considered in [11], [12], [14], where workers' tasks are divided into smaller sub-tasks, and the result of each sub-task is communicated to the master as soon as it is completed. The approaches in [11], [14] are based on uncoded computation and hybrid of uncoded and coded computation, respectively, and it is shown that uncoded computation may be more beneficial if the workers' computation speeds are homogeneous. In our work, we allow the workers to be heterogeneous,

as encountered in serverless computing, peer-to-peer applications or edge computing. Thus, we consider coded computation with multi-message communication. In this sense, a similar setting is employed in [12], in which product codes are considered for the matrix-matrix multiplication problem and multi-message communication is allowed.

In [10], a hierarchical coding framework for straggler exploitation problem is proposed concerning the *decoding time*, which is the time spent to recover the main computation task from partial computations, as well as the computation time. The work in [10] is extended to matrix-vector and matrix-matrix multiplications in [15]. For both types of multiplications, the authors of [15] numerically and experimentally show that while gaining from the decoding time, the computation time of hierarchical coding is only slightly larger than [12] with univariate polynomial coding. Thus, the benefits of hierarchical coding are relevant in the straggler exploitation mainly if the decoding time is comparable to the computation time.

In all of the aforementioned polynomial-type coding approaches [3]–[8], univariate polynomials are used. As we will show in this paper, in univariate polynomial coding, dividing a task into sub-tasks by a given factor reduces the computation capacity of the workers by the same factor, resulting in an inefficient use of workers’ storage capacity and upload costs. Product codes proposed in [12], which are basically a combination of two MDS codes, partially address this issue. However, in product codes, computations at workers are not one-to-any replaceable, which results in poor performance in various scenarios. Moreover, univariate polynomial codes, as well as product codes, require homogeneous workloads across workers.

In this work, we propose bivariate polynomial codes for distributed matrix-matrix multiplication. The proposed scheme allows us to exploit stragglers in highly heterogeneous settings, to efficiently use the limited storage of the workers, and to reduce the upload communication cost, while guaranteeing (almost surely) that sub-tasks at workers are one-to-any replaceable. In contrast to univariate counterparts, in bivariate polynomial coding, the computational capacity of workers is not affected by dividing tasks into sub-tasks. However, the decodability of bivariate polynomial interpolation is non-trivial. We present a method to prove the almost sure decodability of several bivariate polynomial coding schemes, which imposes some computation order and storage allocation constraints on the workers. We also numerically show that the bivariate polynomial coding schemes we propose beat the univariate polynomial codes in [3], and the product codes in [12] in terms of average computation time.

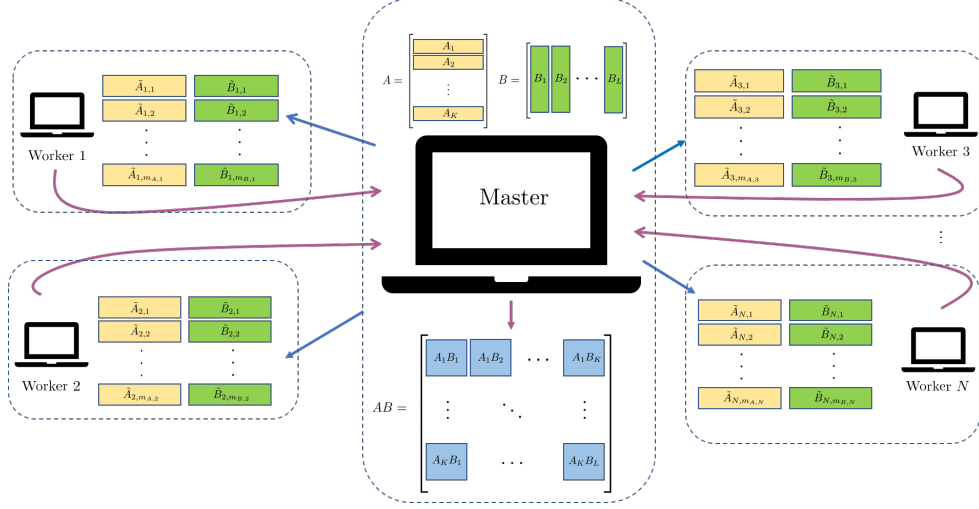


Fig. 1: The master computes AB by offloading partial computations to N workers.

II. SYSTEM MODEL AND PROBLEM FORMULATION

In our system, illustrated in Fig. 1, a master server wants to multiply two matrices $A \in \mathbb{R}^{r \times s}$ and $B \in \mathbb{R}^{s \times c}$, $r, s, c \in \mathbb{Z}^+$, by offloading partial computations to N workers with heterogeneous storage capacities and computation speeds. The master divides A horizontally and B vertically into K and L partitions, respectively, such that $A = \begin{bmatrix} A_1^T & A_2^T & \cdots & A_K^T \end{bmatrix}^T$ and $B = \begin{bmatrix} B_1 & B_2 & \cdots & B_L \end{bmatrix}$, where $A_i \in \mathbb{R}^{\frac{r}{K} \times s}$, $\forall i \in [1 : K] \triangleq \{1, 2, \dots, K\}$ and $B_j \in \mathbb{R}^{s \times \frac{c}{L}}$, $\forall j \in [1 : L]$. The master generates and sends to worker $i \in [1 : N]$, $m_{A,i}$ and $m_{B,i}$ coded matrix partitions $\tilde{A}_{i,k}$ and $\tilde{B}_{i,l}$ based on A and B , respectively, for $k \in [1 : m_{A,i}]$ and $l \in [1 : m_{B,i}]$, where $m_{A,i}$ and $m_{B,i} \in \mathbb{Z}^+$, and $\tilde{A}_{i,k} \in \mathbb{R}^{\frac{r}{K} \times s}$, $\tilde{B}_{i,l} \in \mathbb{R}^{s \times \frac{c}{L}}$. Thus, worker $i \in [1 : N]$ is assumed to store a fraction $M_{A,i} = \frac{m_{A,i}}{K}$ of A and $M_{B,i} = \frac{m_{B,i}}{L}$ of B . How these coded matrix partitions are generated depends on the specific coding scheme employed. In this work, they will be obtained as linear combinations of the original matrix partitions.

Depending on the coding scheme employed, worker i can compute all, or a subset of the products of coded matrix partitions assigned to it, i.e., $\tilde{A}_{i,k} \tilde{B}_{i,l}$, $k \in [1 : m_{A,i}]$, $l \in [1 : m_{B,i}]$ in a prescribed order, which is also specific to the coding scheme. The maximum number of results worker i can send is denoted by η_i , where $\eta_i \leq m_{A,i} m_{B,i}$. The specific value of η_i depends on the coding scheme, and will be used to measure the *storage efficiency* of the code. In order to exploit the partial work done by straggling workers, the results of these individual products are sent to the master as soon as they are finished. The master collects the responses from the

workers until the number of computations reaches a prescribed recovery threshold, which is denoted by R_{th} , and then decodes AB .

As is common in the related literature, we specify the storage capacity at workers separately for each of the two matrices, i.e., $M_{A,i}$ and $M_{B,i}$. However, in practice, it is more appropriate to assume a total storage capacity at each worker, which can be freely allocated between the partitions of the two matrices. Assume that the rows of A and the columns of B require the same amount of storage. We define the storage capacity of worker i , denoted by $s_i \in \mathbb{N}^+$, as the sum of total number of rows of A and total number of columns of B that the i^{th} worker can store. Accordingly, for given K , L , and s_i , we allocate $m_{A,i}$ and $m_{B,i}$ to maximize η_i subject to $M_{A,i}r + M_{B,i}c = s_i$. Defining $C_{\text{part}} \triangleq \frac{1}{KL}$ as the fraction of work corresponding to a single partial product $\tilde{A}_{i,j}\tilde{B}_{i,l}$, the maximum fraction of work that can be done by worker i is given by

$$C_{\text{max},i} = \eta_i C_{\text{part}} = \frac{\eta_i}{m_{A,i}m_{B,i}} M_{A,i}M_{B,i}.$$

Note that depending on the code, not all computations completed by the workers will be used in decoding AB . We refer to such computations as *wasted*, and define C_{wasted} as the worst-case fraction of the wasted computations to the full product, AB .

For a fixed N and a total storage capacity per worker s_i , we are interested in minimizing the expected computation time of AB . This requires a code with high storage efficiency η_i , low C_{part} , and low C_{wasted} in order to better exploit the partial work done at stragglers. Table I summarizes the key code parameters $C_{\text{max},i}$, C_{wasted} and system constraints for all the schemes considered in this work.

III. UNIVARIATE SCHEMES

We first review the codes based on univariate polynomial interpolation.

Univariate Polynomial Codes (UPC): With the univariate polynomial codes presented in [4], the master encodes the matrix partitions using the polynomials

$$\begin{aligned} A(x) &= A_1 + A_2x + \cdots + A_Kx^{K-1} \\ B(x) &= B_1 + B_2x^K + \cdots + B_ix^{(i-1)K} + \cdots + B_Lx^{(L-1)K}. \end{aligned}$$

The master sends to worker $i \in [1 : N]$ $A(x_i)$ and $B(x_i)$ for some distinct $x_i \in \mathbb{R}$. Thus, every worker receives one coded partition of A and one partition of B , i.e., $m_{A,i} = m_{B,i} = 1$ and $M_{A,i} = M_A = 1/K$, $M_{B,i} = M_B = 1/L$, $\forall i \in [1 : N]$. Worker i computes $A(x_i)B(x_i)$

Scheme	$C_{\max,i}$	C_{wasted}	System constraints
UPC	$M_A M_B$	$N M_A M_B - 1$	$m_{A,i} = m_{B,i} = 1$
UPC-PC	$\frac{M_{A,i} M_{B,i}}{m_i}$	$\sum_{i=1}^{N-1} \frac{M_{A,i} M_{B,i}}{m_i^2}$	$m_{A,i} = m_{B,i} = m_i \in [1 : \min(K, L)]$
B-PROC	$M_A M_B$	$\sum_{i=1}^{N-1} \frac{M_{A,i} M_{B,i}}{m_{A,i} m_{B,i}}$ $+(n_A M_B - 1)(1 - \frac{M_A}{m_A})$ $+(n_B M_A - 1)(1 - \frac{M_B}{m_B})$	$N = n_A n_B$ $m_{A,i} = m_A, m_{B,i} = m_B$ $K \leq n_A m_B, L \leq n_B m_A$
BPC-VO	$M_{A,i} M_{B,i}$	$\sum_{i=1}^{N-1} \frac{M_{A,i} M_{B,i}}{m_{A,i} m_{B,i}}$	$m_{A,i} = 1$ and $m_{B,i} \leq L$ or $m_{A,i} \geq 1$ and $m_{B,i} = L$
BPC-HO	$M_{A,i} M_{B,i}$	$\sum_{i=1}^{N-1} \frac{M_{A,i} M_{B,i}}{m_{A,i} m_{B,i}}$	$m_{B,i} = 1$ and $m_{A,i} \leq K$ or $m_{B,i} \geq 1$ and $m_{A,i} = K$
BPC-NZO	$M_{A,i} M_{B,i}$	$\sum_{i=1}^{N-1} \frac{M_{A,i} M_{B,i}}{m_{A,i} m_{B,i}}$ $+(\mu_B - 2)(\frac{L}{\mu_B} - 1)\frac{1}{KL}$	$\mu_B \mid L, \mu_B \mid m_{B,i}, m_{A,i} = K$ and $m_{B,i} \leq L$ or $m_{B,i} = \mu_B, \mu_B \mid L, m_{B,i} \leq L$ and $m_{A,i} \leq K$ or $m_{A,i} = 1, m_{B,i} < \mu_B$ and $\mu_B \mid L$
BPC-ZZO	$M_{A,i} M_{B,i}$	$\sum_{i=1}^{N-1} \frac{M_{A,i} M_{B,i}}{m_{A,i} m_{B,i}}$ $+(\mu_A - 2)(\frac{K}{\mu_A} - 1)\frac{1}{KL}$	$\mu_A \mid K, \mu_A \mid m_{A,i}, m_{A,i} \leq K$ and $m_{B,i} = L$ or $m_{A,i} = \mu_A, \mu_A \mid K, m_{A,i} \leq K$ and $m_{B,i} \leq L$ or $\mu_A \mid K, m_{A,i} < \mu_A$ and $m_{B,i} = 1$

TABLE I: Comparison of the key code parameters and system constraints for the schemes studied in this work.

and sends the result to the master. No other computations are done at the workers, and thus $\eta_i = m_{A,i} m_{B,i} = 1$. Once the master receives any $R_{th} = KL$ results, it can interpolate the polynomial

$$A(x)B(x) = \sum_{i=1}^K \sum_{j=1}^L A_i B_j x^{i-1+K(j-1)}$$

of degree $KL - 1$. Observe that the coefficients of the interpolated polynomial correspond to the KL sub-products $A_i B_j, \forall i \in [1 : K], \forall j \in [1 : L]$ of AB . Finally, notice that

$$C_{\max,i} = C_{\text{part}} = \frac{1}{KL} = M_A M_B.$$

Observe that with $N > R_{th}$, this scheme can tolerate up to $N - R_{th}$ stragglers. It helps reducing the average computation time thanks to the parallelization afforded by redundant workers. However, all the work done by the $N - R_{th}$ slowest workers is ignored. In the worst case, where the $N - R_{th} + 1$ slowest workers finish simultaneously, we have

$$C_{\text{wasted}} = (N - R_{th})C_{\text{part}} = N M_A M_B - 1.$$

Univariate Polynomial Codes with Partial Computations (UPC-PC): To exploit the partial work done at slower workers, we present an extension of UPC, which is based on multi-message approach and also allow heterogeneous storage capacities at workers. The main idea is to divide the task assigned to a worker into smaller sub-tasks, i.e., larger K and L , and allowing the workers to store multiple partitions. Specifically, we allow worker i to store $m_i = m_{A,i} = m_{B,i}$ coded partitions of A and B , i.e., $M_{A,i} = m_i/K$ and $M_{B,i} = m_i/L$. For worker i , the master evaluates $A(x)$ and $B(x)$ at m_i different points $\{x_{i,1}, \dots, x_{i,m_i}\}$ such that $x_{i,k} \neq x_{j,l}$ if $(i, k) \neq (j, l)$, $\forall i, j \in [1 : N]$ and $\forall k, l \in [1 : m_i]$. Worker i computes $A(x_{i,j})B(x_{i,j})$ consecutively for $j \in [1 : m_i]$ and sends each result as soon as completed. Observe that multiplications are only allowed between $A(x)$ and $B(x)$ evaluated at the same $x_{i,k}$ values, and thus $\eta_i = m_i$, $\forall i \in [1 : N]$. The master is able to interpolate $A(x)B(x)$ as soon as it receives $R_{th} = KL$ responses from the workers. Thus

$$C_{\text{part}} = \frac{1}{KL} = \frac{M_{A,i}M_{B,i}}{m_i^2},$$

$$C_{\text{max},i} = m_i C_{\text{part}} = \frac{M_{A,i}M_{B,i}}{m_i}.$$

As opposed to UPC, UPC-PC can exploit the partial work done by stragglers, resulting in less fraction of wasted work. Without losing generality, assume that worker N provides the R_{th} -th partial computation. Then, the total fraction of wasted work in the worst case, in which all the workers were up to finish its ongoing partial multiplication once the KL^{th} result is received by the master, is given by

$$C_{\text{wasted}} = (N - 1) C_{\text{part}} = \sum_{i=1}^{N-1} \frac{M_{A,i}M_{B,i}}{m_i^2}.$$

On the other hand, UPC-PC makes quite an inefficient use of the storage capacity at workers. Observe that even if a worker has enough storage to fully store A and B , namely $m_i = \max\{K, L\}$, and thus $M_{A,i} \geq 1$ and $M_{B,i} \geq 1$, it, alone, can only obtain $\min\{K, L\}$ partial computations. Indeed, for a fixed storage capacity at the workers, i.e., $M_{A,i}$ and $M_{B,i}$ are kept constant, the maximum fraction of work done at a worker, $C_{\text{max},i}$, decreases with m_i . Hence, in UPC-PC, if we divide the matrices into more partitions in order to better exploit the partial work done by stragglers by increasing m_i , the maximum computation capacity of that particular worker η_i , and, consequently, of the overall system, decreases by the same factor. The bivariate schemes presented in the next section address this problem.

IV. BIVARIATE POLYNOMIAL CODING

For bivariate polynomial coding schemes, we encode the matrix partitions of A and B by using the following encoding polynomials

$$A(x) = A_1 + A_2x + \cdots + A_Kx^{K-1}, \quad (1)$$

$$B(y) = B_1 + B_2y + \cdots + B_Ly^{L-1}. \quad (2)$$

Depending on the coding scheme, coded matrix partitions $\tilde{A}_{i,k}$ and $\tilde{B}_{i,l}$ are either direct evaluations of the encoding polynomials $A(x)$ and $B(y)$, respectively, or the evaluations of their derivatives. Hence, the workers obtain evaluations of the bivariate polynomial

$$A(x)B(y) = \sum_{i=1}^K \sum_{j=1}^L A_i B_j x^{i-1} y^{j-1}$$

or of their derivatives, by multiplying the coded matrix partitions $\tilde{A}_{i,k}$ and $\tilde{B}_{i,l}$'s. Finally, the master interpolates the bivariate polynomial $A(x)B(y)$ by making use of these products.

In addition to allowing heterogeneous storage capacities across workers, bivariate coding schemes allow different number of stored coded partitions of A and B for each worker, i.e., $m_{A,i} \neq m_{B,i}$ in general. Thus, the maximum number of computations a worker can generate is $\eta_i = m_{A,i}m_{B,i}$, resulting in $C_{\text{part}} = \frac{1}{KL} = \frac{M_{A,i}M_{B,i}}{m_{A,i}m_{B,i}}$, and $C_{\text{max},i} = m_{A,i}m_{B,i}C_{\text{part}} = M_{A,i}M_{B,i}$.

Observe that, unlike univariate polynomial coding schemes, for a given storage capacity $M_{A,i}$ and $M_{B,i}$, the maximum amount of work done at worker i , $C_{\text{max},i}$, does not decrease with $m_{A,i}$ and $m_{B,i}$. In univariate schemes, the reason behind storage inefficiency is that workers can use each evaluation of $A(x)$ and $B(x)$ only for one partial computation. For example, $A(x_{i,k})B(x_{i,l})$, for $k \neq l$, cannot be used to interpolate $A(x)B(x)$ in a univariate scheme. Bivariate polynomial coding eliminates this limitation. Moreover, like univariate schemes, bivariate polynomial codes can exploit the computational power of the stragglers.

Since $A(x)B(y)$ has KL coefficients, we need at least KL partial computations to interpolate it. However, some of the computations received by the master might be redundant; and thus, the number of computations required to guarantee decodability satisfies $R_{th} \geq KL$. Without losing generality, assume that worker N provides the R_{th} -th partial computation. Then, the maximum wasted fraction of computations due to the ongoing partial computations at all the other $(N-1)$ workers and the $(R_{th} - KL)$ redundant computations is given by

$$C_{\text{wasted}} = (N - 1) C_{\text{part}} + (R_{th} - KL) C_{\text{part}} = \sum_{i=1}^{N-1} \frac{M_{A,i} M_{B,i}}{m_{A,i} m_{B,i}} + \frac{R_{th}}{KL} - 1. \quad (3)$$

Before presenting the bivariate schemes, we introduce some basic concepts and definitions from polynomial interpolation theory.

Definition 1. The interpolation of a bivariate polynomial of the form $A(x)B(y)$ can be formulated as a system of linear equations. The unknowns of these equations are the coefficients of $A(x)B(y)$. We define the **interpolation matrix** as the coefficient matrix of this linear system, denoted by M .

Definition 2. [16, Definition 3.1.3] An interpolation scheme is defined as a specific set of rules that the evaluations received from the workers must satisfy. An interpolation scheme is called **regular** if $\det(M) \neq 0$ for every set of evaluation points. On the other hand, if $\det(M) \neq 0$ for almost all choices of the evaluation points, then the interpolation scheme is called **almost regular**. Almost regularity implies that the interpolation scheme does not impose a special structure making $\det(M) = 0$ and the Lebesgue measure of the evaluation points making $\{\det(M) = 0\}$ is zero in \mathbb{R}^2 .

Univariate polynomial interpolation is regular if the evaluation points are distinct since the corresponding interpolation matrix is a Vandermonde matrix, which is known to be invertible. However, for bivariate interpolation there are very few cases for which sufficient conditions for regularity are known. Next, we consider one such case.

A. Bivariate Polynomial Interpolation on Rectangular Grids

It is well known that interpolation of $A(x)B(y)$ such that $A(x)$ and $B(y)$ have degrees $K - 1$ and $L - 1$, respectively, is regular for any rectangular grid of points $\{x_1, x_2, \dots, x_K\} \times \{y_1, y_2, \dots, y_L\}$ satisfying $x_i \neq x_j$ and $y_i \neq y_j \forall i \neq j$. The interpolation scheme we propose next exploits this fact. It was originally proposed in [12] using product codes. Here, we present it using bivariate polynomial codes, which is equivalent to the product-code form in terms of all the performance metrics considered in this paper. We further generalize it to allow $m_A \neq m_B$ and $n_A \neq n_B$, where $N = n_A n_B$.

Bivariate Product Coding (B-PROC): Assume that all the workers can store m_A partitions of A and m_B partitions of B , and N can be factored as $N = n_A n_B$ such that $K \leq m_A n_A$

and $L \leq m_B n_B$. The master generates n_A disjoint sets $\mathcal{X}_i = \{x_{i,1}, x_{i,2}, \dots, x_{i,m_A}\}, i \in [1 : n_A]$ and n_B disjoint sets $\mathcal{Y}_j = \{y_{j,1}, y_{j,2}, \dots, y_{j,m_B}\}, j \in [1 : n_B]$, with distinct elements. Then, it enumerates the workers as $(i, j), i \in [1 : n_A], j \in [1 : n_B]$ and sends $A(x_{i,k}), k \in [1 : m_A]$ and $B(y_{j,l}), l \in [1 : m_B]$, to worker (i, j) . Worker (i, j) can compute any product $A(x_{i,k})B(y_{j,l})$. Altogether, the set of evaluation points at workers form a rectangular grid of size $m_A n_A \times m_B n_B$. Observe that, n_A workers have the evaluation $B(\hat{y})$ for any $\hat{y} \in \mathcal{Y}_j$, and each of them can compute m_A distinct evaluations of the univariate polynomial $A(x)B(\hat{y})$, of degree $K - 1$ with respect to x . Once the first K of these evaluations are received at the master, $A(x)B(\hat{y})$ can be interpolated. Similarly, for a given $\hat{x} \in \mathcal{X}_i$, $A(\hat{x})B(y)$ can be interpolated from any L evaluations as it is a univariate polynomial of y with degree $L - 1$. As a result, once we have the evaluations of $A(x)B(y)$ on any rectangular grid of size $K \times L$, either directly received from the workers or via univariate interpolation, the bivariate interpolation problem can be solved.

Observe, however, that computations received at the master which were already interpolated from previous results are redundant and hence, wasted. To minimize such computations, in [12], for the particular case of $m_A = m_B, n_A = n_B$, different heuristics to schedule computations at the workers were discussed.

Example 1. Let us assume that both matrices A and B are divided into $K = L = 10$ partitions, and there are $N = 15$ workers, while every worker can store $M_A = 3/10$ of A and $M_B = 5/10$ of B . We take $n_A = 5$ and $n_B = 3$. Worker (i, j) stores $\{A(x_{i,1}), A(x_{i,2}), A(x_{i,3})\}$ and $\{B(y_{j,1}), B(y_{j,2}), B(y_{j,3}), B(y_{j,4}), B(y_{j,5})\}$. Let us assume the order of computations is random within a worker. Fig. 2a shows an instance of the received responses from the workers. Each worker is represented by a 3×5 rectangle and each filled circle represents a received computation by the master. To clarify how a worker's finished computations look like, worker $(4, 2)$ is emphasized in the figure. All the elements in the columns and the rows colored by green can be interpolated, i.e., decoded, by using the received responses on the same column or the row. Observe that there are columns/rows colored by green even if they have less than 10 computations, e.g., column of $x_{4,1}$. Such rows and columns can be decoded after decoding rows and columns with at least 10 computations, by utilizing all the elements in these columns and rows after decoding. Since there must be at least 10 green columns and 10 green rows in order to decode $A(x)B(y)$, in our example, the received responses are not sufficient, although there are $110 > KL = 100$ responses received by the master.

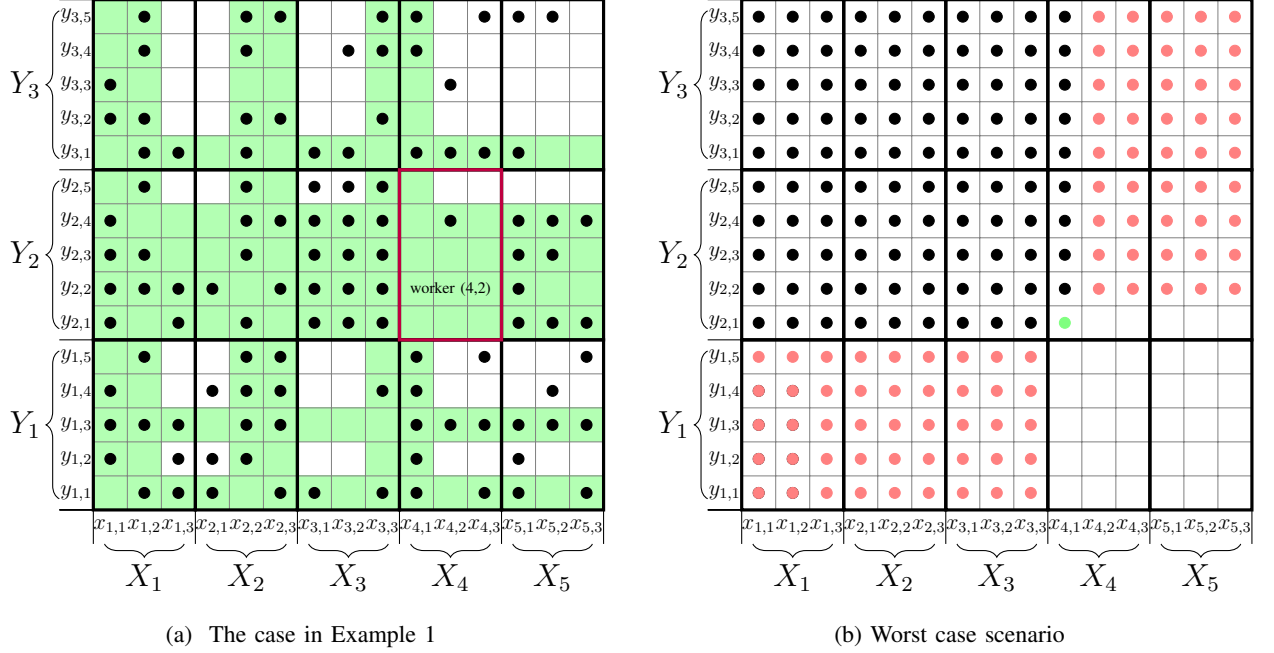


Fig. 2: Two different instances of received partial computations at the master for $K = L = 10$, $N = 15$, $M_A = 3/10$ and $M_B = 5/10$.

The total fraction of the work wasted in the worst case is dependent on the heuristics employed. If we consider uniform random computation order at the workers, which is reported to perform well in [12], then the computations can be received at any order by the master. In the worst case, there may be $K - 1$ fully computed columns, that is in every column there are exactly $n_B m_B$ computations, and one column with exactly L computations. Thus, in this case $n_B m_B - L$ computations in each of the $K - 1$ fully computed columns are wasted. On the other hand, there may be $L - 1$ fully computed rows and one row with exactly K computations. In this case, $n_A m_A - K$ computations in each of the $L - 1$ fully computed rows are wasted. Thus, in total, we have $(n_B m_B - L)(K - 1) + (n_A m_A - K)(L - 1)$ wasted computations. If we plug it in (3), the fraction of wasted computations for B-PROC in the worst case becomes

$$\begin{aligned}
 C_{\text{wasted}} &= \sum_{i=1}^{N-1} \frac{M_A M_B}{m_A m_B} + [(n_A m_B - L)(K - 1) + (n_B m_A - K)(L - 1)] \frac{1}{KL} \\
 &= \sum_{i=1}^{N-1} \frac{M_A M_B}{m_A m_B} + (n_A M_B - 1) \left(1 - \frac{M_A}{m_A}\right) + (n_B M_A - 1) \left(1 - \frac{M_B}{m_B}\right).
 \end{aligned}$$

The expression is highly dependent on how n_A and n_B are allocated. Increasing the memory,

i.e., M_A and M_B , while K and L remain constant, or increasing K and L while the memory remains constant both increase C_{wasted} . However, it is worth noting that C_{wasted} we calculated here is for the worst case scenario, and the situation may not be that bad most of the time. For the setting in Example 1, we visualize the worst case situation in Fig. 2b.

B-PROC requires additional constraints on the system, i.e., $N = n_A n_B$, $K \leq n_A m_B$, $L \leq n_B m_A$ and homogeneous storage capacities at workers, and yet it is not possible to ensure that the first KL results arriving at the master form a regular interpolation problem. By relaxing the regularity requirement, next, we propose almost regular bivariate interpolation schemes addressing these issues.

B. Almost Regular Bivariate Interpolation Schemes

For the almost regular bivariate interpolation schemes we propose, the polynomial $A(x)B(y)$ is interpolated from the evaluations of it and its derivatives. Such an interpolation is known as Hermite interpolation in the polynomial interpolation literature. [17, Chapter 3.6]

Encoding: The almost regular interpolation schemes we describe in the sequel have a common encoding procedure. Consider the polynomials in (1) and (2). To each worker $i \in [1 : N]$ the master assigns a distinct evaluation point $(x_i, y_i) \in \mathbb{R}^2$, and sends the evaluations of $A(x)$ and $B(y)$, and their derivatives up to order $m_{A,i} - 1$ and $m_{B,i} - 1$, respectively, at (x_i, y_i) . Thus, the values generated and sent to the worker i by the master are $\mathcal{A}_i \triangleq \left\{ A(x_i), \frac{dA(x_i)}{dx}, \dots, \frac{d^{(m_{A,i}-1)}A(x_i)}{dx^{(m_{A,i}-1)}} \right\}$ and $\mathcal{B}_i \triangleq \left\{ B(y_i), \frac{dB(y_i)}{dy}, \dots, \frac{d^{(m_{B,i}-1)}B(y_i)}{dy^{(m_{B,i}-1)}} \right\}$. For brevity, in the remaining of the paper, we use $\partial_k A(x_i)$ and $\partial_l B(y_i)$ to denote $\frac{d^k}{dx^k} A(x_i)$ and $\frac{d^l}{dy^l} B(y_i)$, respectively.

Computations at workers: For all the coding schemes, after receiving \mathcal{A}_i and \mathcal{B}_i from the master, each worker i starts computing, one by one, all the cross products between elements in \mathcal{A}_i and those in \mathcal{B}_i , and sends the result of each computation to the master as soon as it is completed. We require each worker to follow a specific computation order for these multiplications according to the **priority score** of each computation, which we will define shortly for each scheme. We note that a lower priority score gives more priority to a computation. Specifically, for any worker i , each computation $\partial_k A(x_i) \partial_l B(y_i)$ for $k \in [0 : K - 1]$ and $l \in [0 : L - 1]$ is assigned a priority score denoted as $S(k, l)$. Worker i can only multiply $\partial_k A(x_i)$, $k \in [0 : m_{A,i} - 1]$ with $\partial_l B(y_i)$, $l \in [0 : m_{B,i} - 1]$, only if all the computations $\partial_{\tilde{k}} A(x_i) \partial_{\tilde{l}} B(y_i)$, $\tilde{k} \in [0 : K - 1] \setminus k$ and $\tilde{l} \in [0 : L - 1] \setminus l$ such that $S(\tilde{k}, \tilde{l}) < S(k, l)$ are already computed. Notice that priority scores

$S(k, l)$ are defined for computations that might not be available at worker i , i.e., $K > k \geq m_{A,i}$ or $L > l \geq m_{B,i}$. Whenever such a computation has the lowest priority score among all the remaining computations at worker i , the worker must discard all the remaining computations and stop.

Definition 3. Derivative Order Space. The derivative order space of a bivariate polynomial $A(x)B(y)$ is defined as the 2-dimensional space of all its possible derivative orders. When $A(x)$ and $B(y)$ have degrees K and L , respectively, the derivative order space becomes $\{(k, l) : 0 \leq k < K, 0 \leq l < L\}$, where the tuple (k, l) represents the derivative $\partial_k A(x) \partial_l B(y)$.

Bivariate Polynomial Coding with Vertical Computation Order (BPC-VO): In this scheme, workers follow the *vertical computation order*, illustrated in Fig. 3a for $K = L = 6$. In the vertical computation order, a worker first completes a column k in the derivative order space, i.e., all the computations in $\{\partial_k A(x_i) B(y_i), \partial_k A(x_i) \partial_1 B(y_i), \dots, \partial_k A(x_i) \partial_{L-1} B(y_i)\}$ before moving on to the computations from column $k + 1$. Specifically, for any worker i , computation $\partial_k A(x_i) \partial_l B(y_i)$ for $k \in [0 : K - 1]$ and $l \in [0 : L - 1]$, has a priority score of $S_V(k, l) \triangleq (K - 1)L \left(\lceil \frac{l}{L} \rceil - 1\right) + L(k - 1) + l$. Because only the computations $\partial_k A(x_i) \partial_l B(y_i)$ $k \in [0 : m_{A,i} - 1]$, and $l \in [0 : m_{B,i} - 1]$ can be computed by worker i , in order to satisfy the vertical computation order without discarding any computations, worker i can store either:

- 1) a single coded partition of A , and any number of coded partitions of B not more than L , i.e., $m_{A,i} = 1$ and $1 \leq m_{B,i} \leq L$, or
- 2) coded partitions of B equivalent to the full matrix B in size, and not more than K coded partitions of A , i.e., $1 \leq m_{A,i} \leq K$ and $m_{B,i} = L$.

Bivariate Polynomial Coding with Horizontal Computation Order (BPC-HO): In this scheme, workers follow the *horizontal computation order*, illustrated in Fig. 3b for $K = L = 6$. In the horizontal computation order, a worker first completes a row l in the derivative order space, i.e., all the computations in $\{A(x_i) \partial_l B(y_i), \partial_1 A(x_i) \partial_l B(y_i), \dots, \partial_{K-1} A(x_i) \partial_l B(y_i)\}$ before moving on to the computations from row $l + 1$. Specifically, for any worker i , computation $\partial_k A(x_i) \partial_l B(y_i)$ has a priority score of $S_H(k, l) \triangleq K(L - 1) \left(\lceil \frac{k}{K} \rceil - 1\right) + K(l - 1) + k$. As for the vertical computation order, because only computations $\partial_k A(x_i) \partial_l B(y_i)$ $k \in [0 : m_{A,i} - 1]$, and $l \in [0 : m_{B,i} - 1]$ can be computed by worker i , in order to satisfy the horizontal computation order without discarding any computations, worker i can store either:

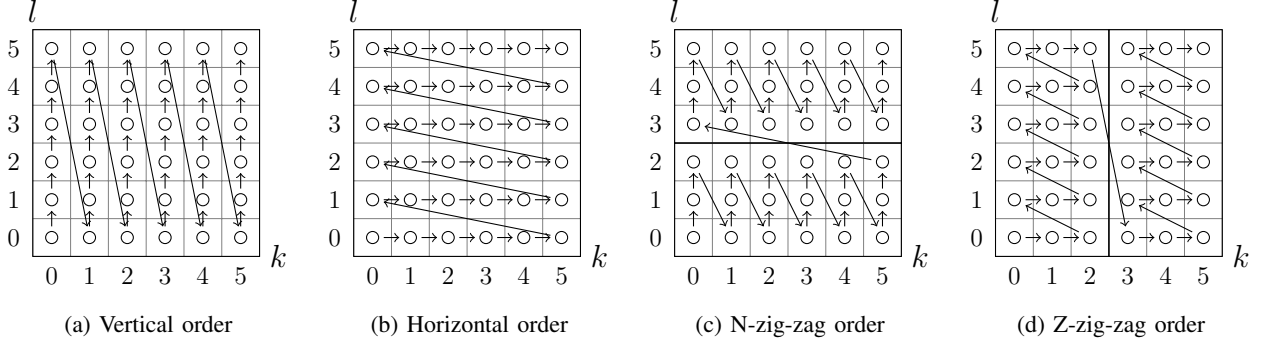


Fig. 3: Computation orders at the workers proposed in this work.

- 1) a single coded partition of B , and any number of coded partitions of A not more than K , i.e., $1 \leq m_{A,i} \leq K$ and $m_{B,i} = 1$, or
- 2) coded partitions of A equivalent to the full matrix A , and any number of coded partitions of B not more than L , i.e., $m_{A,i} = K$ and $1 \leq m_{B,i} \leq L$.

Bivariate Polynomial Coding with N-zig-zag Computation Order (BPC-NZO) : For this scheme, we relax the vertical computation order by dividing the derivative order space into L/μ_B equal horizontal blocks, where μ_B is a design parameter such that $\mu_B \mid L$. For computation $\partial_k A(x_i) \partial_l B(y_i)$, we assign an *N-zig-zag order* priority score of $S_N(k, l) = (K - 1)\mu_B \left(\left\lceil \frac{l}{\mu_B} \right\rceil - 1 \right) + \mu_B(k - 1) + l$. In Fig. 3c, we illustrate the N-zig-zag order for $K = L = 6$. For this computation order, we simply apply vertical computation order inside each horizontal block in the derivative order space starting from the lowermost block. Only when all the computations in a block are completed, the computations from the next block can start. Although they are more relaxed than the vertical computation order, in order to satisfy the N-zig-zag order without discarding any computations at worker i , one of the following conditions must be imposed on $m_{A,i}$ and $m_{B,i}$:

- 1) $m_{B,i}$ is a positive integer multiple of μ_B , and $m_{A,i} = K$, or
- 2) $m_{B,i} = \mu_B$ and $1 \leq m_{A,i} \leq K$, or,
- 3) $m_{A,i} = 1$ and $1 \leq m_{B,i} \leq \mu_B$

Observe that by setting $\mu_B = L$, the N-zig-zag order reduces to the vertical computation order.

Bivariate Polynomial Coding with Z-zig-zag Computation Order (BPC-ZZO): For this scheme, we relax the horizontal computation order by dividing the derivative order space

into K/μ_A equal vertical blocks, where μ_A is a design parameter such that $\mu_A \mid L$. For the computation $\partial_k A(x_i) \partial_l B(y_i)$, we define the *Z-zig-zag order* priority score as $S_Z(k, l) = (L-1)\mu_A \left(\left\lceil \frac{k}{\mu_A} \right\rceil - 1 \right) + \mu_A(l-1) + k$. In Fig. 3d, we visualize the Z-zig-zag computation order when $K = L = 6$. For this computation order, we apply horizontal computation order inside each vertical block starting from the leftmost block. Again, only when all the computations in a block are completed, the computations from the next block can start. In order to satisfy the Z-zig-zag computation order without discarding any computations at worker i , we need to impose one of the following constraints on $m_{A,i}$ and $m_{B,i}$:

- 1) $m_{A,i}$ is a positive integer multiple of μ_A , and $m_{B,i} = L$, or
- 2) $m_{A,i} = \mu_A$ and $1 \leq m_{B,i} \leq L$, or
- 3) $m_{B,i} = 1$ and $1 \leq m_{A,i} \leq \mu_A$

Observe that setting $\mu_A = K$, we recover the horizontal computation order conditions.

Decoding Procedure of Almost Regular Interpolation Schemes: For all of the computation orders defined in this section, the master receives responses from the workers, and decodes AB by solving a bivariate polynomial interpolation problem. That is, $A(x)B(y)$ is interpolated from the evaluations of $A(x)B(y)$ and its derivatives. Since the degree of $A(x)B(y)$ is KL , to solve the interpolation problem, the master needs at least KL computations returned from the workers. In this case, assuming, without losing generality, the responses are received from all N workers, the interpolation matrix would look like as in (4). Notice that, in this example case, we see 3 responses from worker 1, and 2 responses from worker N . Since we see the derivatives are taken with respect to x , we can conclude that this interpolation matrix belongs to BPC-HO or BPC-ZZO.

$$M = \begin{bmatrix} 1 & x_1 & x_1^2 & x_1^3 & \cdots & x_1^{K-1} & \cdots & x_1^{K-1}y_1^{L-1} \\ 0 & 1 & 2x_1 & 3x_1^2 & \cdots & (K-1)x_1^{K-2} & \cdots & (K-1)x_1^{K-2}y_1^{L-1} \\ 0 & 0 & 2 & 6x_1 & \cdots & (K-1)(K-2)x_1^{K-3} & \cdots & (K-1)(K-2)x_1^{K-3}y_1^{L-1} \\ \vdots & \vdots & \vdots & \vdots & \ddots & \vdots & \ddots & \vdots \\ 1 & x_N & x_N^2 & x_N^3 & \cdots & x_N^{K-1} & \cdots & x_N^{K-1}y_N^{L-1} \\ 0 & 1 & 2x_N & 3x_N^2 & \cdots & (K-1)x_N^{K-2} & \cdots & (K-1)x_N^{K-2}y_N^{L-1} \end{bmatrix}. \quad (4)$$

The next theorem and the corollary afterwards characterize the number of computations needed to decode $A(x)B(y)$ in the worst case situation by considering the decodability of the

interpolation matrix.

Theorem 1. *a) For BPC-NZO, the worst case recovery threshold is $R_{th}^{NZO} \triangleq KL + \max \left\{ 0, (\mu_B - 2) \left(\frac{L}{\mu_B} - 1 \right) \right\}$.*

b) For BPC-ZZO, the worst case recovery threshold is $R_{th}^{ZZO} \triangleq KL + \max \left\{ 0, (\mu_A - 2) \left(\frac{K}{\mu_A} - 1 \right) \right\}$.

Thus, if the number of computations received by the master is at least R_{th}^{NZO} and R_{th}^{ZZO} for BPC-NZO and BPC-ZZO, respectively, then $\det(M) \neq 0$ for almost all choices of the evaluation points.

We give the proof of Theorem 1 in Section VI. Inspired from [16, Chapter 5], it is based on the Taylor series expansion of the determinant of M .

Remark 1. Note that in BPC-NZO and BPC-ZZO, the number of evaluations needed at the master to decode AB is, in fact, a worst-case value. In practice, smaller values, even KL can be sufficient. In Section VI, Lemma 5 and Lemma 6 gives conditions for the computations received from the workers to be directly useful. In such cases, we do not need to discard any computations. On the other hand, if the conditions of these lemmas do not hold, then we need to discard some computations. In Section VI, the discussion after these lemmas explains what kind of computations we discard to guarantee decodability.

Remark 2. Observe that BPC-NZO is generalization of BPC-VO, while BPC-ZZO is a generalization of BPC-HO. More specifically, we recover BPC-VO by setting $\mu_B = L$ in BPC-NZO. Similarly, we obtain BPC-HO by setting $\mu_A = K$ in BPC-ZZO. The next corollary follows from this observation and Theorem 1.

Corollary 1. *The recovery thresholds of BPC-VO and BPC-HO are $R_{th}^{VO} = R_{th}^{HO} \triangleq KL$, meaning any KL computations received by the master results in $\det(M) \neq 0$ for almost all choices of the evaluation points.*

Remark 3. Theorem 1 and Corollary 1 implies that the Lebesgue measure of the evaluation points making $\det(M) = 0$ is zero in \mathbb{R}^2 . However, in practice, since we are using finite precision, the Lebesgue measure of the evaluation points resulting in $\{\det(M) = 0\}$ may not be zero. Thus, if the interpolation fails during decoding, i.e. if interpolation matrix becomes singular, then we can always wait for the arrivals of new responses, and sample KL responses randomly for decoding.

As the chance of having such an unlucky event is assumed very low, their contribution to the average completion time can be neglected.

According to Corollary 1, for BPC-VO and BPC-HO, every partial computation sent by the workers is useful at the master, i.e., $R_{th} = KL$. Thus, according to (3), we have

$$C_{\text{wasted, BPC-VO}} = C_{\text{wasted, BPC-HO}} = \sum_{i=1}^{N-1} \frac{M_{A,i} M_{B,i}}{m_{A,i} m_{B,i}}.$$

This is the main advantage of these schemes over B-PROC. On the other hand, B-PROC enjoys a better storage efficiency η_i . For the BPC-HO and BPC-VO schemes, η_i is limited by the constraints imposed on $m_{A,i}$ and $m_{B,i}$, whereas for the B-PROC scheme, all the available storage can be fully exploited. The main motivation of introducing BPC-NZO and BPC-ZZO is to relax these constraints. According to Theorem 1, this can be done at the cost of potentially adding redundant computations; however, the number of redundant computations needed is much less than those needed for B-PROC. Specifically, from (3), we have

$$C_{\text{wasted, BPC-NZO}} = \sum_{i=1}^{N-1} \frac{M_A M_B}{m_A m_B} + (\mu_B - 2) \left(\frac{L}{\mu_B} - 1 \right) \frac{1}{KL},$$

$$C_{\text{wasted, BPC-ZZO}} = \sum_{i=1}^{N-1} \frac{M_A M_B}{m_A m_B} + (\mu_A - 2) \left(\frac{K}{\mu_A} - 1 \right) \frac{1}{KL}.$$

The following example better illustrates the storage efficiency obtained by these schemes.

Example 2. Assume $K = L = 8$, i.e., the size of partitions of A and B are equal, and each worker can store 8 coded matrix partitions in total, i.e., $m_{A,i} + m_{B,i} = 8$. Univariate schemes can only carry out $\eta_i = m_{A,i} = m_{B,i} = 4$ computations. Instead, B-PROC can set $m_{A,i} = 4$ and $m_{B,i} = 4$, resulting in $\eta_i = 16$ computations. On the other hand, in BPC-VO and BPC-HO, to satisfy condition 1, the same worker can generate at most $\eta_i = 7$ computations by setting $m_{A,i} = 1, m_{B,i} = 7$ for BPC-VO, or $m_{A,i} = 7, m_{B,i} = 1$ for BPC-HO. Note that it is not possible to satisfy condition 2 of BPC-VO and BPC-HO under this storage capacity. Finally, for BPC-NZO or BPC-ZZO, by setting $\mu_B = \mu_A = 4$, $m_{A,i} = 4$ and $m_{B,i} = 4$, we can also enjoy $\eta_i = 16$. Note that BPC-NZO and BPC-ZZO may not always obtain the B-PROC storage efficiency, but they can usually perform very close.

Selecting between the horizontal-type and the vertical-type computation orders: Observe that when the partitions of B are smaller than those of A , i.e., $s < r$, under a fixed storage capacity,

reducing $m_{A,i}$ by 1 will increase $m_{B,i}$ at least by 1. Since, in this case, the constraints of vertical-type computation orders BPC-VO and BPC-NZO can be satisfied more easily those of BPC-HO and BPC-ZZO, the schemes having a vertical-type computation order should be chosen. Similarly, when $r < s$, we should prefer horizontal-type ordering schemes BPC-HO or BPC-ZZO. Choosing between BPC-HO and BPC-ZZO when $r < s$ or between BPC-VO and BPC-NNO when $s < r$, depends on the storage capacity per worker, and is discussed in more detail in Section V based on numerical experiments.

Alternative formulation of almost regular interpolation schemes: The reason that we formulate almost regular interpolation schemes in terms of Hermite interpolation throughout the paper is to shorten the proof of Theorem 1. However, alternatively, instead of interpolating $A(x)B(y)$ from its evaluations and the evaluations of its derivatives, i.e., Hermite interpolation, almost regular interpolation schemes could be formulated on the interpolation of $A(x)B(y)$ from only its evaluations, as done in B-PROC. Such an approach is equivalent to the Hermite interpolation-based formulation, under the almost regularity condition. We include a more technical discussion about it in Appendix B. Before reading it, we advise the reader to go through Section VI, since the content in Appendix B is based on the definitions and techniques therein.

V. NUMERICAL RESULTS

In this section, we compare the schemes we study throughout the paper. We assume that all the workers start computations simultaneously and define the computation time as the time required to obtain sufficient responses from the workers to interpolate $A(x)B(y)$. We only focus on the computation time since the bivariate polynomial to be interpolated in B-PROC, BPC-VO, BPC-HO, BPC-NZO and BPC-ZZO schemes has the same number of coefficients, and thus, their encoding and decoding times differences are considered negligible. We also assume the communication time is negligible. We model the computation speed of the workers by the shifted exponential model [3], which is commonly used in the literature to analyze coded computation schemes. In this model, the probability that a worker finishes at least p computations by time t is $F(p, t) = 1 - e^{-\lambda(\frac{t}{p} - \nu)}$ if $t \geq p\nu$, and 0 otherwise. Thus, the probability of completing exactly p computations by time t is given by $P(p, t) = F(p, t) - F(p + 1, t)$ assuming $F(0, t) = 1$, and $F(p_{max} + 1, t) = 0$, where p_{max} is the maximum number of computations a worker can complete. In $F(p, t)$, ν is the minimum duration a worker can complete a unit computation. The

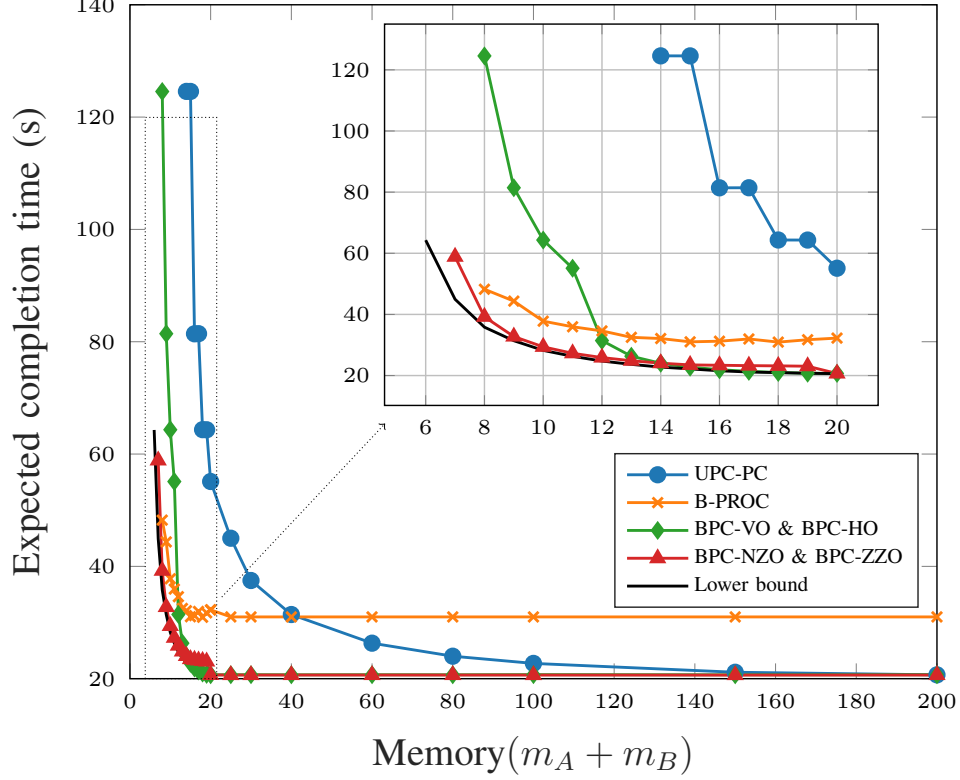


Fig. 4: Average finishing times of univariate and bivariate polynomial codes

smaller scale λ means more variance, and thus more heterogeneous computation speeds among the workers. To cover more heterogeneous cases, we choose $\nu = 0.01$ and $\lambda = 0.1$.

We run Monte Carlo simulations to find the expected completion times of the schemes under different memory availability. We assume that the size of partitions of A and B are equal. Therefore, BPC-HO and BPC-VO are equivalent. Similarly, BPC-NZO and BPC-ZZO are also equivalent. We further assume that the workers have the same storage capacity, i.e. homogeneous case, as this is required by B-PROC. Thus, $M_{A,i} = M_A$ and $M_{B,i} = M_B$. We took $K = L = 10$ and $N = 15$. For BPC-NZO, we take $\mu_B = 5$. This corresponds to $\mu_A = 5$ for BPC-ZZO. For each memory value, we run 10^4 experiments. The results are given in Fig. 4. For each scheme, the minimum memory required to complete $KL = 100$ computations with $N = 15$ workers is different. Thus, we plot each scheme starting from a different minimum memory value.

We observe BPC-NZO and BPC-ZZO result in a much lower expected computation time than the other schemes for low storage capacities. Even though we allow partial computations, the univariate polynomial coding, which is UPC-PC, performs far worse than all the others due

to inefficient use of the memory resulting in a very limited computation capacity. Despite the optimality in the memory allocation between $m_{A,i}$ and $m_{B,i}$, we see that high number of useless computations aggravates the average computation time in B-PROC. For this coding scheme, increasing the storage capacity does not improve the average computation time beyond a certain point. Note that, while simulating B-PROC, we use a random computation order at the workers, which is reported to perform well in [12]. That is, instead of assuming the worst-case, for every computation received by the master, we decide if it is useful or not. On the other hand, for our proposed scheme, we assume the worst-case, i.e., we always ignore $(\mu_B - 2)(\frac{L}{\mu_B} - 1)$ computations for BPC-NZO or $(\mu_A - 2)(\frac{K}{\mu_A} - 1)$ for BPC-ZZO. Hence, we expect the improvement to be even more than what we observe in Fig. 4. We also observe that BPC-VO and BPC-HO perform well for the intermediate and large memory values. However, when the memory is limited, there is significant performance degradation. The BPC-NZO and BPC-ZZO solve the problem in small memory values and shows the effectiveness of bivariate polynomial coding. To better illustrate this, we also plot a lower bound on the average computation time of any bivariate polynomial-based coding scheme, assuming no computation is ever wasted and the memory allocation between $m_{A,i}$ and $m_{B,i}$ is optimal. Observe that the average computation time of the proposed schemes is quite close to this lower bound.

VI. PROOF OF THEOREM 1

To prove the invertibility of M , we use Taylor series expansion of $\det(M)$. Let $D \triangleq \det(M)$ and assume (x_i, y_i) and (x_j, y_j) are two evaluation points for which the evaluations of $A(x)B(y)$ and some of its derivatives at these points are received by the master. We first write the Taylor series expansion of D around (x_i, y_i) by taking node (x_j, y_j) as the variable:

$$D = D(x_j, y_j) = \sum_{(\alpha_1, \alpha_2) \in \mathbb{N}^2} \frac{1}{\alpha_1! \alpha_2!} (x_j - x_i)^{\alpha_1} (y_j - y_i)^{\alpha_2} D_{\alpha_1, \alpha_2}(x_i, y_i), \quad (5)$$

where

$$D_{\alpha_1, \alpha_2}(x_i, y_i) \triangleq \left. \frac{\partial^{\alpha_1 + \alpha_2}}{\partial x_j^{\alpha_1} \partial y_j^{\alpha_2}} D(x_j, y_j) \right|_{x_j=x_i, y_j=y_i}.$$

We call (x_i, y_i) as the **pivot** node and (x_j, y_j) the **variable** node.

Remark 4. The monomials $(x_j - x_i)^{\alpha_1} (y_j - y_i)^{\alpha_2}$ are linearly independent for different (α_1, α_2) pairs if there is no relation between x and y coordinates of the evaluation points, i.e., x_i and x_j do not depend on y_i and y_j . Thus, $D(x_j, y_j) = 0, \forall (x_j, y_j) \in \mathbb{R}^2$, if and only if $D_{\alpha_1, \alpha_2}(x_i, y_i) =$

$0, \forall (\alpha_1, \alpha_2) \in \mathbb{N}^2$. Note that $D_{\alpha_1, \alpha_2}(x_i, y_i)$ cannot depend on x_j and y_j since the derivatives are taken with respect to these variables, and after taking the derivatives, they are evaluated at $x_j = x_i, y_j = y_i$. Therefore, in order to show that M is non-singular, it suffices to show that at least one of $D_{\alpha_1, \alpha_2}(x_i, y_i)$ for any (α_1, α_2) is nonzero. This transforms our problem “Is M invertible?” into “Is $D_{\alpha_1, \alpha_2}(x_i, y_i)$ nonzero for some (α_1, α_2) ?”. For this let us look into $D_{\alpha_1, \alpha_2}(x_i, y_i)$ in more detail.

Definition 4. Let $M(x_j, y_j) \in \mathbb{R}^{n \times n}$ be an interpolation matrix as a function of node (x_j, y_j) , and r_i denotes its i^{th} row. We define the k^{th} order derivative with respect to x_j and the l^{th} order derivative with respect to y_j of the i^{th} row as

$$\partial_{i,k,l} M(x_j, y_j) \triangleq \left[r_1^T, \dots, \frac{\partial^{k+l}}{\partial x_j^k \partial y_j^l} r_i^T, \dots, r_n^T \right]^T.$$

Throughout the paper, we use the term **shift** for derivatives of M . It can be a set of derivatives on a row like $\partial_{i,k,l}$, which is referred to as a shift in the i^{th} row of $M(x_j, y_j)$, or it can be a composition of derivatives on whole M , as we will see shortly in Definition 5. We say that a shift is **simple** in the x direction if $(k, l) = (1, 0)$ and simple in the y direction if $(k, l) = (0, 1)$.

Lemma 1. *Given an interpolation matrix $M(x_j, y_j)$, we have*

$$\frac{\partial}{\partial x_j} \det(M(x_j, y_j)) = \sum_{i=1}^{KL} \det(\partial_{i,1,0} M(x_j, y_j)).$$

Proof: It follows from the chain rule. Let $m_{i,j}$ ’s denote the elements of M , and S_{KL} the set of all permutations of the set $\{1, 2, \dots, KL\}$. We use $\det(M) \triangleq \sum_{\pi \in S_{KL}} \text{sgn}(\pi) \prod_{i=1}^{KL} m_{i,\pi(i)}$ [18, Definition 7.4], where π represents a permutation of the columns of M and $\text{sgn}(\pi)$ is its parity. Then,

$$\begin{aligned} \frac{\partial}{\partial x_j} \det(M) &= \sum_{\pi \in S_{KL}} \text{sgn}(\pi) \frac{\partial}{\partial x_j} \prod_{i=1}^{KL} m_{i,\pi(i)} = \sum_{\pi \in S_{KL}} \text{sgn}(\pi) \sum_{i=1}^{KL} \left(\frac{\partial}{\partial x_j} m_{i,\pi(i)} \right) \prod_{j \in [1:KL] \setminus \{i\}} m_{j,\pi(j)} \\ &= \sum_{i=1}^{KL} \sum_{\pi \in S_n} \text{sgn}(\pi) \left(\frac{\partial}{\partial x_j} m_{i,\pi(i)} \right) \prod_{j \in [1:KL] \setminus \{i\}} m_{j,\pi(j)} = \sum_{i=1}^{KL} \det(\partial_{i,1,0} M). \end{aligned}$$

■

Definition 5. Given a pair of length- KL vectors (\mathbf{k}, \mathbf{l}) with $(\mathbf{k}(i), \mathbf{l}(i)) \in [1 : K] \times [1 : K]$, we define the shift (\mathbf{k}, \mathbf{l}) as

$$\nabla_{\mathbf{k}, \mathbf{l}} M(x_j, y_j) \triangleq \left(\prod_{i=1}^{KL} \partial_{i, \mathbf{k}(i), \mathbf{l}(i)} \right) M(x_j, y_j).$$

Thus, the i^{th} entries of \mathbf{k} and \mathbf{l} store the order of the derivative taken on the i^{th} row of M with respect to x_j and y_j , respectively. Let $\alpha_1 = \sum_{i=1}^n \mathbf{k}(i)$ and $\alpha_2 = \sum_{i=1}^n \mathbf{l}(i)$. We say that (α_1, α_2) is the **order of the shift**. Note that the use of \prod symbol means the consecutive application of the derivative operator. For example, $\prod_{i=1}^3 \partial_{i, \mathbf{k}(i), \mathbf{l}(i)} = \partial_{3, \mathbf{k}(3), \mathbf{l}(3)} \partial_{2, \mathbf{k}(2), \mathbf{l}(2)} \partial_{1, \mathbf{k}(1), \mathbf{l}(1)}$

Definition 6. We say that a shift (\mathbf{k}, \mathbf{l}) is **regular** if it can be achieved by at least one sequence of simple shifts in which, after each simple shift there are not two equal rows or a zero row in the resultant matrix. We call such sequences of simple shifts **regular sequences**. We denote the number of regular sequences of simple shifts of the regular shift (\mathbf{k}, \mathbf{l}) as $C_{\mathbf{k}, \mathbf{l}}$ and the **set of all regular shifts** of order (α_1, α_2) as $\mathcal{R}(\alpha_1, \alpha_2)$.

Example 3. Let us take $\mathbf{k} = \begin{bmatrix} 1 & 2 & 1 \end{bmatrix}$, and $\mathbf{l} = \begin{bmatrix} 1 & 1 & 1 \end{bmatrix}$. A possible sequence for (\mathbf{k}, \mathbf{l}) is $\partial_{1,1,0} \partial_{2,1,0} \partial_{3,1,0} \partial_{2,1,0} \partial_{1,0,1} \partial_{3,0,1} \partial_{2,0,1}$. Thus, if none of the following matrices has a zero row or two identical rows: $\partial_{2,0,1} M$, $\partial_{3,0,1} \partial_{2,0,1} M$, $\partial_{1,0,1} \partial_{3,0,1} \partial_{2,0,1} M$, $\partial_{2,1,0} \partial_{1,0,1} \partial_{3,0,1} \partial_{2,0,1} M$, $\partial_{3,1,0} \partial_{2,1,0} \partial_{1,0,1} \partial_{3,0,1} \partial_{2,0,1} M$, $\partial_{2,1,0} \partial_{3,1,0} \partial_{2,1,0} \partial_{1,0,1} \partial_{3,0,1} \partial_{2,0,1} M$ and $\partial_{1,1,0} \partial_{2,1,0} \partial_{3,1,0} \partial_{2,1,0} \partial_{1,0,1} \partial_{3,0,1} \partial_{2,0,1} M$, then (\mathbf{k}, \mathbf{l}) is a regular shift.

Lemma 2. We have

$$\frac{\partial^{\alpha_1 + \alpha_2}}{\partial x_j^{\alpha_1} \partial y_j^{\alpha_2}} \det(M) = \sum_{(\mathbf{k}, \mathbf{l}) \in \mathcal{R}(\alpha_1, \alpha_2)} C_{\mathbf{k}, \mathbf{l}} \det \left(\left(\prod_{i=1}^{KL} \partial_{i, \mathbf{k}(i), \mathbf{l}(i)} \right) M \right). \quad (6)$$

Proof: Consider a sub-sequence of simple shifts $s \triangleq \partial_{i_l, 0, 1} \dots \partial_{i_2, 0, 1} \partial_{i_1, 0, 1}$ of length $l < \alpha_2$ such that it has two identical rows or at least one zero row, resulting in $\det(sM) = 0$. Now let us consider the other sequences having s as the suffix. Applying Lemma 1 $m \leq \alpha_2 - l$ times,

$$\frac{\partial}{\partial y_j^m} \det(sM) = \sum_{i_{l+m}=1}^{KL} \dots \sum_{i_{l+1}=1}^{KL} \det(\partial_{i_{l+m}, 0, 1} \dots \partial_{i_{l+1}, 0, 1} sM).$$

However, we know that $\frac{\partial}{\partial y_j^m} \det(sM) = 0$ since $\det(sM) = 0$. The same applies to the x directional derivatives. This means that while taking the derivatives of $\det(M)$, i.e., applying the shift (\mathbf{k}, \mathbf{l}) , if we encounter a sub-sequence s such that $\det(sM) = 0$, then the sum determinants of all matrices having sM as suffix, i.e., $\partial_{i_{l+m}, 0, 1} \dots \partial_{i_{l+1}, 0, 1} sM$, adds up to zero. Thus, if a shift (\mathbf{k}, \mathbf{l}) is not regular, it does not contribute to (6). On the other hand, a regular (\mathbf{k}, \mathbf{l}) may also have sequences which are not regular. They do not contribute to (6) either. Thus, only the regular sequences contribute to (6). Due to the commutativity of the derivation, a sequence of simple

shifts can be written in a compound form as $\prod_{i=1}^{KL} \partial_{i,\mathbf{k}(i),\mathbf{l}(i)}$ for a shift (\mathbf{k}, \mathbf{l}) . Since (\mathbf{k}, \mathbf{l}) has $C_{\mathbf{k},\mathbf{l}}$ regular sequences, by the consecutive application of Lemma 1, we obtain (6). ■

Definition 7. If $|\mathcal{R}(\alpha_1, \alpha_2)| = 1$ then the only element in $\mathcal{R}(\alpha_1, \alpha_2)$, denoted by $(\tilde{\mathbf{k}}, \tilde{\mathbf{l}})$, is called **unique shift**, and (α_1, α_2) is called **unique shift order**. In this case, (6) becomes

$$\frac{\partial^{\alpha_1+\alpha_2}}{\partial x_j^{\alpha_1} \partial y_j^{\alpha_2}} \det(M) = C_{\tilde{\mathbf{k}}, \tilde{\mathbf{l}}} \cdot \det \left(\left(\prod_{i=1}^{KL} \partial_{i, \tilde{\mathbf{k}}(i), \tilde{\mathbf{l}}(i)} \right) M \right) \quad (7)$$

Let us go back to our question: “Is $D_{\alpha_1, \alpha_2}(x_i, y_i)$ nonzero for some (α_1, α_2) ?”. By definition $D_{\alpha_1, \alpha_2}(x_i, y_i)$ is equal to the expression in (6) evaluated at $x_j = x_i, y_j = y_i$. Unfortunately, even if we are able to show that every summand in (6) is nonzero, there is no guarantee that their sum will not vanish. However, if there is a unique shift $(\tilde{\mathbf{k}}, \tilde{\mathbf{l}})$ of the order (α_1, α_2) , then it is enough to show that the determinant in (7) is non-zero. Thus, if this holds, our problem reduces to showing invertibility of the matrix $\mathcal{M} \triangleq (\prod_{i=1}^{KL} \partial_{i, \tilde{\mathbf{k}}(i), \tilde{\mathbf{l}}(i)})M$, in which the substitution $(x_j = x_i, y_j = y_i)$ is made. We call this reduction as **coalescence** of the pivot and the variable nodes.

Definition 8. We define $Z(\mathcal{M})$ as the set of evaluation points in which \mathcal{M} depends on. Associated to every evaluation point $z_i \triangleq (x_i, y_i), i \in [1 : N]$, there may be one or more rows in \mathcal{M} each corresponding to a different derivative order of $A(x)B(y)$ evaluated at z_i . We define the **derivative set**, U_{z_i} , of node z_i as the set of derivatives orders associated to z_i in \mathcal{M} .

To show the invertibility of the resultant matrix after the coalescence \mathcal{M} , by using the same pivot node, we choose a new variable node, and make a new coalescence. We denote the resultant matrix in such intermediate coalescences also by \mathcal{M} . Then, from the following lemma, we can claim the almost regularity of M .

Lemma 3. *If, in every intermediate coalescence, we can find a unique shift, then M is non-singular for almost all choices of evaluation points.*

Proof: If at each step we can find a unique shift, then we only need to do coalescences until the resultant matrix only depends on the pivot’s evaluation point, which is thus associated to a derivative set that covers the full derivative order space. Such matrix is upper-triangular with no zeros in its diagonal elements, and thus invertible. Thus, we conclude that the original interpolation matrix M is not singular in general, and thus the scheme is almost regular. ■

Example 4. Let us pick an \mathcal{M} from the middle of iterative coalescing procedure. Let us have $Z(\mathcal{M}) = \{(x_1, y_1), (x_2, y_2)\}$, $U_{z_1} = \{(0, 0), (1, 0), (0, 1)\}$ and $U_{z_2} = \{(0, 0)\}$. Assume that (x_1, y_1) is chosen as the pivot node and (x_2, y_2) as the variable node. We observe that (α_1, α_2) cannot be $(0, 0)$, $(0, 1)$ or $(1, 0)$, since it would make the resultant matrix $\tilde{\mathcal{M}}$ singular. Thus the only possible shift order is $(\alpha_1, \alpha_2) = (1, 1)$. It is a unique shift order since there is only one row depending on the variable node (x_2, y_2) , resulting in a regular shift. In the following we give the \mathcal{M} matrices before the coalescence and the after the coalescence. Notice that $\tilde{\mathcal{M}}$ is triangular, and thus, there is no remaining coalescences possible.

$$\mathcal{M} = \begin{bmatrix} 1 & x_1 & y_1 & x_1 y_1 \\ 0 & 1 & 0 & y_1 \\ 0 & 0 & 1 & x_1 \\ 1 & x_2 & y_2 & x_2 y_2 \end{bmatrix}, \quad \tilde{\mathcal{M}} = \begin{bmatrix} 1 & x_1 & y_1 & x_1 y_1 \\ 0 & 1 & 0 & y_1 \\ 0 & 0 & 1 & x_1 \\ 0 & 0 & 0 & 1 \end{bmatrix}$$

Now we are ready to state the main lemmas that we will need to prove Theorem 1.

Definition 9. A derivative set U_z is said to be **N-zig-zag ordered** with parameter μ_B if $(i, j) \in U_z$ implies all derivatives with order (k, l) such that $S_{\mathcal{N}}(1, 1) \geq S_{\mathcal{N}}(k+1, l+1) \geq S_{\mathcal{N}}(i+1, j+1)$ are also in U_z , where $S_{\mathcal{N}}$ is as defined in condition a) of Theorem 1. Similarly, U_z is **Z-zig-zag ordered** with parameter μ_A if $(i, j) \in U_z$ implies that all (k, l) such that $S_{\mathcal{Z}}(1, 1) \geq S_{\mathcal{Z}}(k+1, l+1) \geq S_{\mathcal{Z}}(i+1, j+1)$ are in U_z , where $S_{\mathcal{Z}}$ is as defined in condition b) of Theorem 1.

Example 5. Consider the derivative sets when $K = L = 4$. The derivative sets, whose elements has the form (k, l) , in Fig. 5a and Fig. 5b are N-zig-zag ordered with $\mu_B = 2$, and sets in Fig. 5c and Fig. 5d are Z-zig-zag ordered with $\mu_A = 2$. However, the set in Figure Fig. 5e is neither N-zig-zag nor Z-zig-zag ordered.

In order to show the invertibility of M for almost all values of the evaluation points, Lemma 3 requires that we find a unique shift in every coalescence. Unfortunately, this is not always possible. Next, we give a relaxation of the notion of unique shift by introducing the notion of quasi-unique shifts.

Definition 10. Consider (x_j, y_j) is the variable node and (x_i, y_i) is the pivot node. A shift order (α_1, α_2) is called **quasi-unique** if the RHS of (6) evaluated at the pivot node can be written as the sum of the determinant of one **main interpolation matrix** $\nabla_{k_0, l_0} M(x_j, y_j)|_{x_j=x_i, y_j=y_i}$, for which

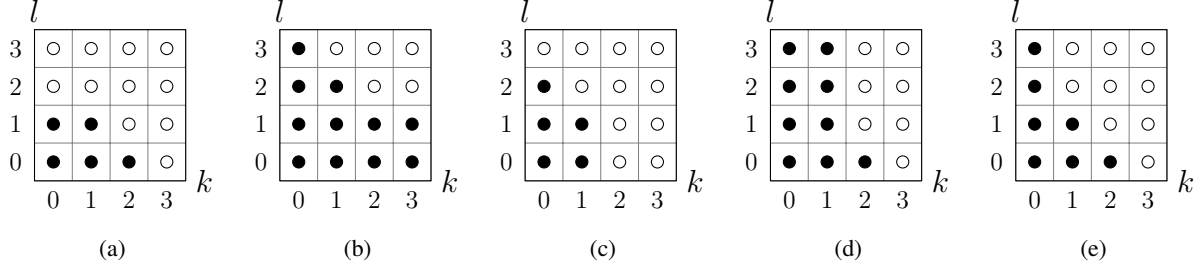


Fig. 5: Example sets of N-zig-zag ordered (a,b), Z-zig-zag ordered (c,d) and neither N-zig-zag ordered nor Z-zig-zag ordered (e,f)

the derivative set of the pivot node obeys the N-zig-zag order (Z-zig-zag order), and, possibly, the determinants of some other **secondary interpolation matrices** for which the derivative set associated to the pivot node does not obey the N-zig-zag order (Z-zig-zag order). We call the shift (k_0, l_0) quasi-unique.

Example 6. Let $K = 3, L = 6$ and $\mu_B = 3$. We depict the pivot node and the variable node in Fig. 6a and Fig. 6b, respectively. In order to identify each of the elements in the derivative set of the variable node, we show them by numbers, instead of filled circles. Let us assume we take all y -directional derivatives before x -directional derivatives. After the coalescence of the variable and the pivot node, the corresponding N-zig-zag-ordered derivative set will have a shape as in Fig. 6c. For this, the order of the shift must be $(\alpha_1, \alpha_2) = (2, 2)$. By applying this (α_1, α_2) , and taking y -directional derivatives first, we obtain the derivative sets in Fig. 6c and Fig. 6d. The one in Fig. 6c is the derivative set obeying the N-zig-zag order which belongs to main interpolation matrix and the one in Fig. 6d is the one belonging to the secondary interpolation matrix.

From now on, for brevity, we stick to the N-zig-zag order. This means we only prove the part *a* of Theorem 1. To prove part *b*, we should have assumed Z-zig-zag order. Since the proof for N-zig-zag order can be easily extended to Z-zig-zag order, we omit it here. In the next lemma, we extend the successive coalescence procedure on unique shifts to quasi-unique shifts.

Lemma 4. *Given a set of KL partial computations from different workers where they follow the N-zig-zag order. Consider the coalesce procedure on a fixed pivot. If, for each intermediate coalescence step, we can find a quasi-unique shift for the main interpolation matrix of the*

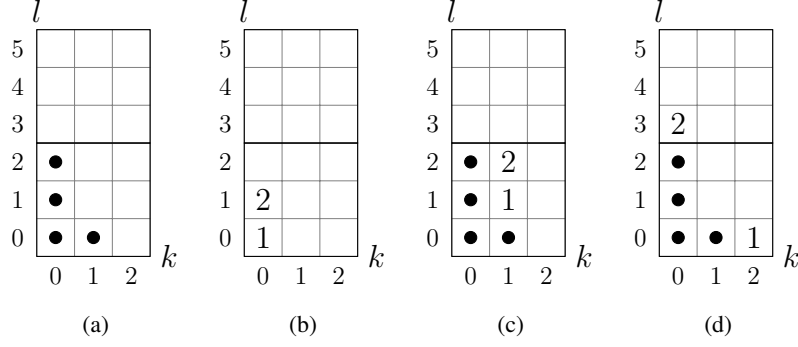


Fig. 6: Depictions of derivative sets in Example 6

previous quasi-unique shift, then the last coalescence step returns only one interpolation matrix defined by one node covering the complete derivative order space and thus, the associated interpolation matrix is invertible.

Proof: Without losing generality, let us assume we choose the evaluation point of worker 1, (x_1, y_1) as the pivot node, and we coalesce it, sequentially, with the nodes of user $i = 2, 3, \dots, n \leq N$ by taking their evaluation points (x_i, y_i) as the variable nodes. In the first coalescence, if we choose the order, (α_1, α_2) , so that it is quasi-unique, we obtain a derivative set, of the main interpolation matrix, at the pivot node obeying the N-zig-zag order and we may obtain some other derivative sets, which corresponds to the secondary interpolation matrices, not obeying the N-zig-zag order, hereafter referred to as secondaries. In the next coalescence between our pivot (x_1, y_1) and a new variable node, we determine the quasi-unique shift order as if, for the pivot, there was only the derivative set that obey the N-zig-zag order. As a result, again, we obtain one derivative set obeying the N-zig-zag order and some secondary derivative sets including the ones from previous coalescence. We follow the same procedure until all nodes are coalesced with the pivot node. Observe that the secondaries do not obey the N-zig-zag order and thus they have gaps such that higher order derivatives are computed before lower order derivatives. In our procedure, since we assume that we can always find the quasi-unique shifts by ignoring the secondaries, the gaps in the secondaries are never aimed to be filled. Since these gaps are always at the lower order derivatives while they are supposed to be at the higher order derivatives, the shifted elements of the variable node will ultimately overlap with the already-filled spaces of the secondaries. Since an overlap means there are identical rows in the

interpolation matrix, the determinant of the secondary interpolation matrices ultimately becomes zero. Thus, by Lemma 2, secondary interpolation matrices do not contribute to the final result. Consequently, as long as we are able to find quasi-unique shifts in every coalescence, we can conclude that the original interpolation matrix is invertible for almost all values of the evaluation points. ■

Next, we need to explore the cases for which we can find a series of quasi-unique shifts during the repeated coalescence procedure.

Definition 11. Recall that in the N-zig-zag order, we divide the derivative order space into L/μ_B consecutive μ_B -size horizontal blocks. For brevity, in the rest of the paper, we denote the uppermost partially-occupied horizontal block as UB, and if not stated otherwise, by saying pivot node and variable node, we mean their derivative sets. In a coalescence procedure, consider the occupation of the derivative set of the variable and the pivot nodes within the horizontally partitioned derivative order space, as illustrated for Example 7 in Fig. 7. We denote by f , the number of elements in the UB of the variable node and denote by e , the number of empty spaces in the UB of the pivot node. We write $f = c_f\mu_B + r_f$ such that $r_f < \mu_B$, where c_f denotes the number of fully occupied columns and r_f denotes the number of elements in the rightmost partially occupied column in the UB of the variable node. Similarly, we write $e = c_e\mu_B + l_e$ such that $l_e < \mu_B$, where c_e is the number of fully empty columns, and l_e is the number of empty spaces in the rightmost partially filled column in the UB of the pivot node. Moreover, \bar{e} denotes the number of elements in the UB of the pivot node's derivative set, i.e. $K\mu_B = e + \bar{e}$, and we write $e = c_{\bar{e}}\mu_B + r_{\bar{e}}$ such that $r_{\bar{e}} < \mu_B$, where $c_{\bar{e}}$ is the number of fully occupied columns and $r_{\bar{e}}$ is the the number of elements in the rightmost partially occupied column in the UB of the pivot node. Finally, we denote the number of non-empty blocks in the derivative set of the pivot node and in the derivative set of the variable node by p_{piv} and p_{var} , respectively.

Example 7. Let us assume $K = 5, L = 6$ and $\mu_B = 3$. Given that they follow N-zig-zag order, a variable node having 22 computations and a pivot node having 8 computations are depicted in the derivative order space in Fig. 7a and Fig. 7b, respectively. According to Definition 11, we have $p_{piv} = 2$ and $p_{var} = 1$ and we see that UB of the variable node has $c_f = 2$ fully-occupied columns and $r_f = 1$ elements in its rightmost partially-occupied column, resulting in total $f = c_f\mu_B + r_f = 5$ elements, shown inside the dashed polygon in Fig. 7a. On the other hand, UB of the pivot node has $c_{\bar{e}} = 2$ fully-occupied columns and $r_{\bar{e}} = 2$ elements in its

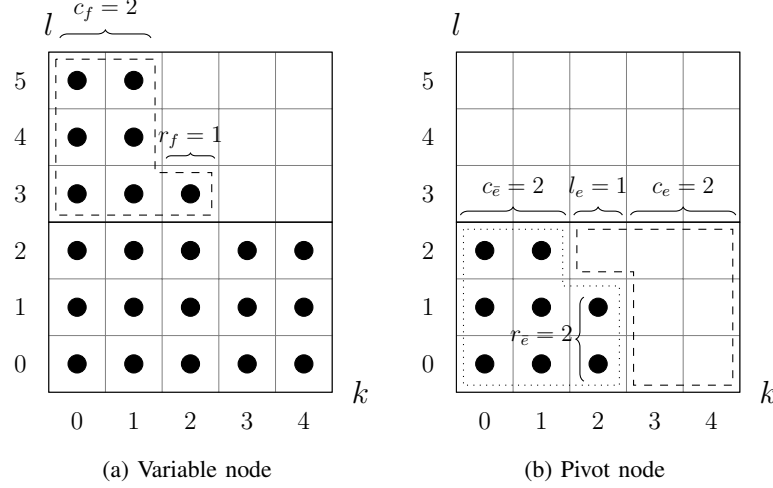


Fig. 7: Derivative sets of variable and pivot nodes in Example 7 depicted in the derivative order space.

rightmost partially-occupied column, resulting in $\bar{e} = c_{\bar{e}}\mu_B + r_{\bar{e}} = 9$ elements, shown inside the dotted polygon in Fig. 7b. Moreover, the number of empty spaces in the UB of pivot node is given by $e = c_e\mu_B + l_e = 6$, where there are $c_e = 2$ fully-empty columns and $l_e = 1$ empty spaces in the rightmost partially-occupied column, as shown inside the dashed polygon in Fig. 7b.

Lemma 5 and Lemma 6, next, provide the situations for which a quasi-unique shift exits in all the repeated coalescence procedure. For the situations not covered by Lemma 5 and Lemma 6, we can always discard some elements from the variables node's derivative set until we satisfy one of the conditions of Lemma 6. In practice, this is achieved by simply discarding, at the master, the computations associated with the elements we need to discard. This increases the worst case recovery threshold of the system. With the help of the situations identified in Lemma 5 and Lemma 6, we finally proof the upper-bound on the worst case recovery threshold and thus Theorem 1.

Lemma 5. *Given a variable node and a pivot node, which are N -zig-zag ordered, if $f \leq e$, then there exist a quasi-unique shift for the coalescence of these nodes.*

Proof: Since $f \leq e$, the coalescence does not generate a new block, and thus, we can focus on the UBs of both nodes. At most f elements in the UB of the variable node will be shifted towards x -direction. We decompose the elements of the variable node as $f = l + k\mu_B + r$, where l

is the number of elements to be placed, after the coalescence, in the rightmost not-fully-occupied column (before the coalescence) of the pivot node's UB, r is the number of elements to be placed, after the coalescence, to the rightmost column of the pivot node's UB and k is the number of full columns to be generated, after the coalescence, between them. Thus $l = \min\{f, (\mu_B - r_{\bar{e}})\}$, $k = \left\lfloor \frac{f-l}{\mu_B} \right\rfloor$ and $r = f - l - k\mu_B$. Throughout the proof, to give a better insight, we also depict our statements for an example case, whose pivot node and variable node are as shown in Fig. 8a and Fig. 8b, respectively. Note that since we need to keep track of the elements in the variable node, we show them by numbers. In this proof, we always take x -directional derivatives first since after all of them applied, with the remaining y -directional shifts, there is only one shape obeying the N-zig-zag order, as we will see. The procedure for choosing x -directional shifts is as follows. Initially, we shift the rightmost elements in the UB of the variable node's first r row from the bottom towards x -direction until they reach $(c_{\bar{e}} + k + 2)$ -th column (see Fig. 9a). Next from the remaining elements, we shift k rightmost elements of all rows in the UB of the variable node towards x -direction until they are all located between $(c_{\bar{e}} + 2)$ -th and $(c_{\bar{e}} + k + 1)$ -th columns (see Fig. 9b). Finally, we shift all the remaining elements in the variable node's UB towards x -direction until they reach $(c_{\bar{e}} + 1)$ -th column (see Fig. 9c). By these x -directional shifts, we uniquely determine the positions of these shifted elements in the x -direction (see Fig. 8c). Moreover, the vertical order of the elements within a column does not change anymore with the remaining y -directional shifts. Next, we apply the minimal number of y -directional shifts so that no element of the variable node coincides with the elements of the pivot node when they are put in the same derivative order space. This is, indeed, quite straightforward since no element of the variable node can jump over each other and thus y -directional shifts result in a unique N-zig-zag ordered shape (see Fig. 8d). Thus the shift is quasi-unique. ■

Lemma 6. *Given a variable node and a pivot node, which are N-zig-zag ordered, if $f > e$ and at least one of the following conditions are satisfied:*

- 1) $r_f = 0$
- 2) $r_f = l_e$
- 3) $c_f = 0$ and $1 \leq r_f < \mu_B$
- 4) $l_e = 0$ and $r_{\bar{e}} = 0$
- 5) $c_e = 0$ and $r_f > l_e$

then there exists a quasi-unique shift for the coalescence of these nodes.

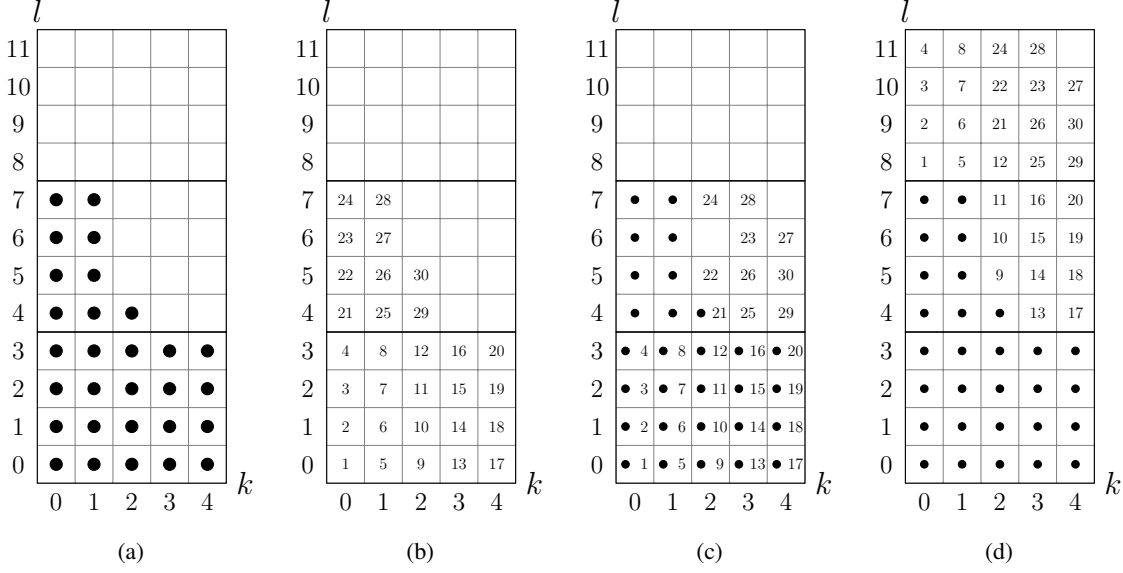


Fig. 8: The derivative sets of a pivot node and a variable node for $K = 5, L = 12, \mu_B = 4$

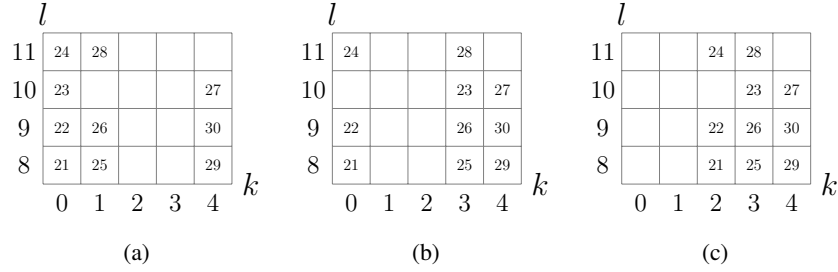


Fig. 9: The example of x -directional shifts for $K = 5, L = 12, \mu_B = 4$

Proof: We provide separate proofs for each condition listed in the lemma.

Proof of condition 1: We take y -directional derivatives before x -directional derivatives. Since $f > e$, after the coalescence p_{var} new blocks will be added to the pivot node. In $(p_{piv} + p_{var})$ -th block of the resultant node after coalescence, there will be $f - e$ elements. Let us write $f - e = a\mu_B + b$, $a, b \in \mathbb{N}$ such that $b < \mu_B$. Firstly, from the leftmost a columns of the variable node, $p_{var}\mu_B$ uppermost elements, from the $(a + 1)$ -th column $(p_{var} - 1)\mu_B + b$ uppermost elements and from the remaining columns $(p_{var} - 1)\mu_B$ uppermost elements are shifted towards y -direction by the minimal amount such that they are moved out of p_{piv} -th block. Now, there are e remaining elements and it is possible that $e > \mu_B$. However, since the variable node's UB

consists of fully occupied columns before the shifts, $(a + 1)$ -th column of the variable node has $\mu_B - b$ of these e elements and next $(e - \mu_B + b)/\mu_B$ columns have all μ_B elements. The $\mu_B - b$ elements in the $(a + 1)$ -th column has a block structure, i.e., they are consecutive and there are no gaps between them. On the other hand, there are only one partially-occupied column in the UB of the pivot node due to the N-zig-zag order, and the $\mu_B - b$ elements of the $(a + 1)$ -th column will be aligned with the empty spaces of this column in the UB of the pivot node by the necessary y -directional shifts. Now, there are $e - \mu_B + b$ remaining not-shifted elements in the variable node, and they have a block structure with $(e - \mu_B + b)/\mu_B$ columns without any gaps between the elements. On the other hand, in the variable node, there is also a block of empty spaces with $(e - \mu_B + b)/\mu_B$ columns. Thus, we shift $e - \mu_B + b$ remaining elements towards y -direction so that they are aligned with the empty block in the pivot node. These y -directional shifts uniquely determine the position of every element in the y -direction. Next, we move these e elements towards x -direction so that they are moved to the empty spaces of the pivot node. The resulting shape has N-zig-zag order and the shift is quasi-unique.

Proof of condition 2: We take y -directional derivatives before x -directional derivatives. There will be $f - e$ elements in the $(p_{piv} + p_{var})$ -th column of the pivot node after the coalescence. Observe that $f - e = (c_f - c_e)\mu_B$ since $r_f = l_e$. Thus from the leftmost $c_f - c_e$ columns of the variable node, $p_{var}\mu_B$ uppermost elements and from the other columns, $(p_{var} - 1)\mu_B$ uppermost elements will be shifted towards y -direction by minimal amount such that all of them leaves out of p_{piv} -th block. Then, there are $f - (c_f - c_e)\mu_B = e$ remaining elements in the variable node and there are e empty spaces in the variable node's UB. Note that since $e = c_e\mu_B + l_e$, there is only one partially-occupied column in the variable node's UB. On the other hand, due to the N-zig-zag order, in the pivot node's UB, there is also one partially-occupied column with r_f empty spaces. So the elements of the partially-occupied column in the variable node's UB will be aligned with the empty spaces of the partially-occupied column in the pivot node's UB by the necessary y -directional shifts. Moreover, the remaining $e - l_e$ elements of the variable node, which consists of c_e fully-occupied columns, will be aligned with the remaining empty spaces in the pivot node's UB, consisting of c_e completely empty columns. Thus these y -directional shifts uniquely determine the places of the shifted elements in y -direction. Next, we shift these recently-shifted e elements towards x -direction so that they are moved to the empty spaces of the pivot node. The resulting shape has N-zig-zag order and the shift is quasi-unique.

Conditions 3, 4 and 5 are not used to derive the worst case recovery threshold expression.

Thus, we give their proofs in Appendix A. ■

Finally, we provide an upper-bound on the number of computations we need to ignore by analysing the a worst case situation. Assume we are in a situation not covered by Lemma 5 and Lemma 6. Let $e = a\mu_B + b$, $a, b \in \mathbb{N}$ such that $b < \mu_B$ and $f = c\mu_B + d$, $c, d \in \mathbb{N}$ such that $d < \mu_B$. If $d > b$, we can satisfy the condition 2 in Lemma 6 by forcing $b = d$. In order to have $b = d$, we need to ignore $d - b$ computations. Thus, in the worst case, we ignore $\max(d - b) = (\mu_B - 1) - 1 = \mu_B - 2$ computations. On the other hand, if $d < b$, we can ignore d computations and satisfy the condition 1 in Lemma 6. Since $d < b < \mu_B$, in the worst case, we need ignore $\max(d) = \mu_B - 2$ computations. Thus, in either case, the maximum number of computations we ignore is $\mu_B - 2$. Observe that when $f > e$, the pivot node after the coalescence have $p_{piv} + p_{var}$ blocks. Given that there are L/μ_B blocks in the whole derivative order space, the maximum number of coalescences for which $f > e$ is at most $(L/\mu_B - 1)$. For this to happen, all of the nodes from the workers must have strictly less than $K\mu_B$ elements; and therefore, we need more than $\frac{L}{\mu_B}$ workers. Thus, in the worst-case, the total number of ignored computations is $(\mu_B - 2)(\frac{L}{\mu_B} - 1)$.

When we ignore so many computations in the worst case, Lemma 5 and Lemma 6 guarantee that there are always a quasi-unique shifts in each of the coalescences. In this case, by Lemma 4, we can conclude that our original interpolation matrix is invertible for almost all choices of the evaluation points. This completes the proof of Theorem 1.

VII. CONCLUSION

In this work, we studied the memory-efficient exploitation of stragglers in distributed matrix multiplication where workers are allowed to have heterogeneous computation and storage capacities. We proposed bivariate polynomial coding schemes allowing efficient use of workers' memories. The bivariate polynomial coding poses the problem of the invertibility of an interpolation matrix. We first proposed a coding scheme based on the fact that the interpolation matrix of bivariate interpolation is always invertible if the evaluation points form a rectangular grid. However, in this scheme, some computations received by the master may not be useful since the information they provide is already obtained from previous responses. In order to tackle this problem, then, we showed that as long as workers follow a specific computation order, for almost every choice of the interpolation points, the interpolation matrix is invertible. Based on this, we proposed BPC-VO and BPC-HO solving the problem of redundant computations.

However, the constraints imposed by the computation orders in BPC-VO and BPC-HO harm the average computation time when the storage capacities at the workers are low. To overcome this, in BPC-NZO and BPC-ZZO, we relax these constraints by allowing a few redundant computations, which are still much less than those of B-PROC. The ability to exploit the workers' computation capacity in these schemes is close to the optimal. For different storage capacities, we numerically showed that in terms of the average computation time, the proposed schemes in the paper perform better than its rivals in the literature.

The proof of the almost regularity of bivariate polynomial coding schemes is itself a theoretically interesting one, and it may guide proofs of other multivariate interpolation schemes for distributed matrix multiplication in more general situations. Another interesting line of work is the application of bivariate polynomial coding to private matrix multiplication.

REFERENCES

- [1] B. Hasircioğlu, J. Gómez-Vilardebó, and D. Gündüz, "Bivariate polynomial coding for straggler exploitation with heterogeneous workers," in *2020 IEEE International Symposium on Information Theory (ISIT)*. IEEE, 2020, pp. 251–256.
- [2] —, "Bivariate hermitian polynomial coding for efficient distributed matrix multiplication," in *GLOBECOM 2020-2020 IEEE Global Communications Conference*. IEEE, 2020, pp. 1–6.
- [3] K. Lee, M. Lam, R. Pedarsani, D. Papailiopoulos, and K. Ramchandran, "Speeding up distributed machine learning using codes," *IEEE Transactions on Information Theory*, vol. 64, no. 3, pp. 1514–1529, 2017.
- [4] Q. Yu, M. A. Maddah-Ali, and A. S. Avestimehr, "Polynomial codes: an optimal design for high-dimensional coded matrix multiplication," in *Proceedings of the 31st International Conference on Neural Information Processing Systems*, 2017, pp. 4406–4416.
- [5] S. Dutta, M. Fahim, F. Haddadpour, H. Jeong, V. Cadambe, and P. Grover, "On the optimal recovery threshold of coded matrix multiplication," *IEEE Transactions on Information Theory*, vol. 66, no. 1, pp. 278–301, 2019.
- [6] Q. Yu, M. A. Maddah-Ali, and A. S. Avestimehr, "Straggler mitigation in distributed matrix multiplication: Fundamental limits and optimal coding," *IEEE Transactions on Information Theory*, vol. 66, no. 3, pp. 1920–1933, 2020.
- [7] S. Dutta, Z. Bai, H. Jeong, T. M. Low, and P. Grover, "A unified coded deep neural network training strategy based on generalized polydot codes," in *2018 IEEE International Symposium on Information Theory (ISIT)*. IEEE, 2018, pp. 1585–1589.
- [8] Z. Jia and S. A. Jafar, "Cross subspace alignment codes for coded distributed batch computation," *arXiv preprint arXiv:1909.13873*, 2019.
- [9] A. Reiszadeh, S. Prakash, R. Pedarsani, and A. S. Avestimehr, "Coded computation over heterogeneous clusters," *IEEE Transactions on Information Theory*, vol. 65, no. 7, pp. 4227–4242, 2019.
- [10] N. Ferdinand and S. C. Draper, "Hierarchical coded computation," in *2018 IEEE International Symposium on Information Theory (ISIT)*. IEEE, 2018, pp. 1620–1624.
- [11] M. M. Amiri and D. Gündüz, "Computation scheduling for distributed machine learning with straggling workers," *IEEE Transactions on Signal Processing*, vol. 67, no. 24, pp. 6270–6284, 2019.

- [12] S. Kiani, N. Ferdinand, and S. C. Draper, “Exploitation of stragglers in coded computation,” in *2018 IEEE International Symposium on Information Theory (ISIT)*. IEEE, 2018, pp. 1988–1992.
- [13] K. Lee, C. Suh, and K. Ramchandran, “High-dimensional coded matrix multiplication,” in *2017 IEEE International Symposium on Information Theory (ISIT)*. IEEE, 2017, pp. 2418–2422.
- [14] E. Ozfatura, S. Ulukus, and D. Gündüz, “Straggler-aware distributed learning: Communication–computation latency trade-off,” *Entropy*, vol. 22, no. 5, p. 544, 2020.
- [15] S. Kiani, N. Ferdinand, and S. C. Draper, “Hierarchical coded matrix multiplication,” in *2019 16th Canadian Workshop on Information Theory (CWIT)*. IEEE, 2019, pp. 1–6.
- [16] R. A. Lorentz, *Multivariate Birkhoff Interpolation*. Springer, 2006.
- [17] K. E. Atkinson, *An Introduction to Numerical Analysis, Second Edition*. John Wiley & Sons, 1988.
- [18] J. Liesen and V. Mehrmann, *Linear Algebra*. Springer Undergraduate Mathematics Series, 2015.

APPENDIX A

CONTINUATION OF PROOF OF LEMMA 6

Proof of condition 3 of Lemma 6: In this proof, we first take y -directional derivatives. Since $f > e$, after the coalescence, p_{var} new blocks will be added to the pivot node. Thus, from every column of the variable node at least $(p_{var} - 1)\mu_B$ elements will be shifted towards y -direction. Moreover, in the $(p_{piv} + p_{var})$ -th block of the resultant node after coalescence, there will be $f - e$ elements. Since in the variable node’s UB, there is only one column having elements, from the first column of the variable node, $(p_{var} - 1)\mu_B + f - e$ uppermost elements will be shifted towards y -direction by minimal amount so that all of these elements are moved out of p_{piv} -th block. Next, all of the other elements from the other columns of the variable node will be shifted towards y -direction by minimal amount so that all of them are moved out of p_{piv} -th block. Now, there are e elements remaining in the first column of the variable node and because of the N-zig-zag order, they are in a block form, i.e., there is no gap between them. There are also e empty spaces in the rightmost column of the pivot node. Because of the N-zig-zag order, these e empty spaces also has a block form, i.e., the empty spaces are consecutive. These e elements of the variable node are shifted towards y -direction so that they are aligned in y -direction with the empty spaces in the rightmost column of the pivot node. This alignment is well defined since the pivot node has only one not-fully-occupied column. During y -directional shifts, since the elements cannot jump over the others, the rows to which the elements will be placed after the coalescence are uniquely determined by the y -directional shifts. Next, we shift these e elements towards x -direction so that they are moved to the empty spaces of the pivot node. This is straightforward since by the y -directional shifts, we already aligned the e elements

of the variable node with the empty spaces in the UB of the pivot node. Once again, since the elements cannot jump over the others, the resultant shape of the x -directional shifts are unique. Thus the shift is quasi-unique.

Proof of condition 4 of Lemma 6: Since $f > e$ and $l_e = 0$, we have $c_f \geq c_e$. In this proof, we apply x -directional shifts first. In the pivot node's UB, we have a rectangular shape of empty spaces consisting of μ_B rows and c_e columns. To fill the empty spaces of the pivot node, from each row of the variable node's UB, we shift rightmost c_e elements towards x -direction, such that each element within the same row is shifted by the same amount such that the leftmost shifted elements at each row reaches $(K - c_e + 1)$ -th column. Since we shift them as a block, we uniquely determine the columns of the elements after the coalescence. Then $f - e = (c_f - c_e)\mu_B + r_f$ elements obeying N-zig-zag order remain in the variable node's UB since previously shifted elements towards x -direction taken from the rightmost elements. Finally elements of every column, including the ones shifted towards x -direction, are shifted towards y -direction by the minimal amount so that no element of the variable node coincides with the elements of the pivot node. Thus, the resulting shape has N-zig-zag order and since we are shifting the elements as blocks, the overall shift is quasi-unique.

Proof of condition 5 of Lemma 6: We apply y -directional shifts first. After the coalescence, p_{var} new blocks will be added to the pivot node. and there will be $f - e$ elements in the $(p_{piv} + p_{var})$ -th block. Firstly, from the leftmost c_f columns of the variable node $p_{var}\mu_B$ uppermost elements, from the $(c_f + 1)$ -th column of the variable node $(p_{var} - 1)\mu_B + r_f - e$ uppermost elements and from the other columns of the variable node $(p_{var} - 1)\mu_B$ uppermost elements will be shifted towards y -direction by minimal amount such that all of them leaves out of p_{piv} -th block. Thus, there are only e remaining elements which are not shifted and they are in the $(c_f + 1)$ -th column of the variable node. They should be aligned with the empty spaces in the pivot node's UB. Observe that this alignment is well defined since the empty spaces in the pivot node's UB are only in the rightmost column and they are consecutive. Thus, these e elements will be vertically aligned by necessary y -directional shifts. With the y -directional shifts, places of all elements in the y -direction after the coalescence is uniquely determined. Next, these e elements are shifted towards x -direction so that they are moved to the empty spaces in the pivot node's UB. The resulting shape has N-zig-zag order and the shift is quasi-unique.

APPENDIX B

ALTERNATIVE FORMULATION OF ALMOST REGULAR INTERPOLATION SCHEMES

In this section, we discuss an alternative formulation of almost regular interpolation schemes based on the interpolation of $A(x)B(y)$ from only its evaluations, as done in B-PROC. In such an approach, for worker i , $A(x)$ would be evaluated at the evaluation points $\{x_{i,k} : k \in [0 : m_{A,i} - 1]\}$ and $B(y)$ would be evaluated at the evaluation points $\{y_{i,l} : l \in [0 : m_{B,i} - 1]\}$. In this case, computations assigned to worker i would be $A(x_{i,k})B(y_{i,l})$. Remember that in all almost regular interpolation schemes, we have a priority score which determines the in which the computations will be carried out by each worker. Each priority score is a function of the computation index, which is (k, l) . For our alternative formulation, we can use the same priority scores defined for Hermite interpolation-based schemes such that (k, l) is the index for the computation $A(x_{i,k})B(y_{i,l})$. Then vertical, horizontal, N-zig-zag and Z-zig-zag order definitions follow. Thus, two formulations are equivalent to each other, under the almost regularity condition, and Theorem 1 and Corollary 1 are also valid for this case. Before giving a proof for this claim, we first present two useful lemmas. Note that, we only provide the proof for N-zig-zag order. The proof can be trivially extended to Z-zig-zag order case.

Lemma 7. *Assume all the responses from the workers obey N-zig-zag order. Consider the nodes, i.e., evaluation points of the received responses at the master, $z_{1,i} = (x_i, y_1)$ and $z_{2,i} = (x_i, y)$ for $i \in [1 : p]$ for $p \in \mathbb{Z}^+$, where the interpolation matrix depends on all of them. This is all nodes $z_{2,i}$ share the same y coordinate. Let $U_{z_{1,i}} = \{(0, 0), (0, 1), \dots, (0, l - 1)\}$ for any $1 \leq l \leq L - 1$, and $U_{z_{2,i}} = \{(0, 0)\}, \forall i \in [1 : p]$. Consider y_1 as the pivot and y as a variable. Then $(\alpha_1, \alpha_2) = (0, lp)$ is a unique shift order. That is*

$$\frac{\partial^{lp}}{\partial y^{lp}} \det(M(y))|_{y=y_1} = C_{\tilde{\mathbf{k}}, \tilde{\mathbf{l}}} \det(M)$$

by Definition 7, where $\tilde{\mathbf{k}} = \mathbf{0}$ and $\tilde{\mathbf{l}}(i) = l, \forall i \in [1 : p]$. After such a coalescence, we obtain $U_{z_{1,i}} = \{(0, 0), (0, 1), \dots, (0, l - 1), (0, l)\}$.

Proof: For any $i \in [1 : p]$, consider two nodes (x_i, y_1) and (x_i, y) . While taking the derivative of $M(y)$ with respect to y , the minimum derivative order to be applied to the i^{th} row is l since $U_{z_{1,i}} = \{(0, 0), (0, 1), \dots, (0, l - 1)\}$ has all the orders up to l . Otherwise, we would get two identical rows in $\frac{\partial^{lp}}{\partial y^{lp}} \det(M(y))|_{y=y_1}$. Since we have p rows depending on y , and $\alpha_2 = lp$, we must have $\tilde{\mathbf{l}}(i) = l, \forall i \in [1 : p]$. This is the only possible $\tilde{\mathbf{l}}$ and proves the claim. ■

Lemma 8. Assume all the responses from the workers obey N -zig-zag order. Let $z_1 = (x_1, y_1)$ and $z = (x, y_1)$, i.e., they share the same y coordinate. Let $U_{z_1} = \{(i, j) : i \in [0 : k - 1], j \in [0 : m - 1]\}$, that is it contains k columns with exactly $m \leq L$ elements, and $U_z = \{(0, 0), (0, 1), \dots, (0, l - 1)\}$, for any $l \in [0 : m - 1]$, i.e., one column with l elements. Consider x as a variable and x_1 as the pivot. Then, there exists a unique shift in the x direction with $(\alpha_1, \alpha_2) = (lk, 0)$. That is,

$$\frac{\partial^{lk}}{\partial x^{lk}} \det(M(x))|_{x=x_1} = C_{\tilde{\mathbf{k}}, \tilde{\mathbf{l}}} \det(M)$$

by Definition 7, where $\tilde{\mathbf{k}}(i) = k, \forall i \in [1 : l]$ and $\tilde{\mathbf{l}} = \mathbf{0}$. After such a coalescence, we obtain $U_{z_1, i} = \{(k, 0), (k, 1), \dots, (k, l - 1)\}$

Proof: While taking the kl -th order derivative of $M(x)$ with respect to x , we need to allocate kl shifts into the rows of $M(x)$ depending on x , each of which corresponds to one element in the U_z . We have $U_{z_1} = \{(i, j) : i \in [0 : k - 1], j \in [0 : m - 1]\}$. After the shift with the order $(\alpha_1, \alpha_2) = (kl, 0)$, there should not be any duplicate element in the derivative set of the pivot node. Thus, to each element of U_z , we will assign k derivative order, i.e., $\tilde{\mathbf{k}}(i) = k, \forall i \in [1 : l]$. All other allocations would generate duplicate elements in U_{z_1} after the coalescence. ■

Next, we state the equivalency between the alternative formulation we give in this section and the formulation in Section VI.

Lemma 9. Assuming the alternative formula we have introduced is employed, if the set of evaluation points, or nodes, assigned to a worker has N -zig-zag order, then by a series of unique shifts, it can be reduced to a single node whose derivative set has also N -zig-zag order.

Proof: Assume that the workers only compute multiplications of $A(x)$ and $B(y)$ at different points. Assume the master receive $\tilde{k}_i \tilde{l}_i$ evaluations of $A(x)B(y)$ from worker i . That is, the master receives the evaluations $\{A(x_{i,k})B(y_{i,l}) : k \in [1 : \tilde{k}_i], l \in [1 : \tilde{l}_i]\}$ where $\tilde{k}_i \leq m_{A,i}$ and $\tilde{l}_i \leq m_{B,i}$ such that they are in accordance with the constraints imposed by N -zig-zag order. Thus, we have derivative sets $U_{(x_{i,k}, y_{i,l})} = \{(0, 0)\}, \forall k \in [1 : \tilde{k}_i], \forall l \in [1 : \tilde{l}_i], \forall i \in [1 : N]$ assuming each worker sent at least one response. Then if we apply the coalescence procedure described in Section VI, and if we take y -directional derivatives first, according to Lemma 7, we can always find unique shifts in the coalescence procedure. Assume, without losing generality, during the y -directional derivatives, $y_{i,1}$ is taken as the pivot. After taking all y -directional derivatives, the derivative sets become $U_{(x_{i,k}, y_{i,1})} = \{(0, l) : l \in [1 : \tilde{l}_i]\}, \forall i \in [1 : N], \forall k \in [1 : \tilde{k}_i]$. Then, according to Lemma

8, by only taking x -directional derivatives, we can find unique shifts in every coalescence step. Without losing generality, assuming $x_{i,1}$ is taken as pivot for the x -directional derivatives, we end up with $U_{(x_{i,1}, y_{i,1})} = \{(k, l) : k \in [\tilde{k}_i], l \in [\tilde{l}_i]\}, \forall i \in [1 : N]$, as claimed by the lemma. ■

Observe that this derivatives sets are equivalent to the derivative sets obtained as a result of Hermite interpolation-based bivariate polynomial codes. This proves the equivalency under the almost regularity condition.