

Randomized Algorithms for Computation of Tucker decomposition and Higher Order SVD (HOSVD)

Salman Ahmadi-Asl[†], Andrzej Cichocki^{†‡}, *Fellow, IEEE*, Anh Huy Phan^{†‡}, *Member, IEEE*, Ivan Oseledets[†], Stanislav Abukhovich[†], and Toshihisa Tanaka[‡], *Senior Member, IEEE*,

Abstract—Big data analysis has become a crucial part of new emerging technologies such as Internet of thing (IOT), cyber-physical analysis, deep learning, anomaly detection etc. Among many other techniques, dimensionality reduction plays a key role in such analyses and facilitate the procedure of feature selection and feature extraction. Randomized algorithms are efficient tools for handling big data tensors. They accelerate decomposing large-scale data tensors by reducing the computational complexity of deterministic algorithms and also reducing the communication among different levels of memory hierarchy which is a main bottleneck in modern computing environments and architectures. In this paper, we review recent advances in randomization for computation of Tucker decomposition and Higher Order SVD (HOSVD). We discuss both random projection and sampling approaches and also single-pass and multi-pass randomized algorithms and how they can be utilized in computation of Tucker decomposition and HOSVD. Simulations on real data including weight tensors of fully connected layers of pretrained VGG-16 and VGG-19 deep neural networks and also CIFAR-10 and CIFAR-100 datasets are provided to compare performance of some of the presented algorithms.

Index Terms—Randomized algorithm, tensor decomposition, random projection, sampling, unfolding, Tucker decomposition, HOSVD.



1 INTRODUCTION

Randomized algorithms are modified variants of deterministic algorithms for solving problems ranging from number theory to numerical analysis more efficiently and with lower computational complexity. Randomized algorithms are efficient tools for performing various tasks such as solving linear system of equations and least squares regression problem [1], [2], [3], [4], optimization [5], [6], [7], [8], [9], higher order subspace separation [10], tensor reconstruction [11], Robust PCA (RRPCA) [12], [13], [14], [15], matrix completion [16], [17], [18], numerical analysis [19], etc.

In recent years, there is a growing interest in developing randomized algorithms for different types of tensor and matrix decompositions. This is mainly because of potentials of such algorithms for handling big data tensors or matrices. More specifically, simulation results show that randomized algorithms are methods of choice in applications that a huge amount of data should be handled by reducing the computational complexity of deterministic algorithm counterparts and also reducing the communication among different levels of memories which is a main bottleneck in modern computing environments and architectures.

From one prospective, randomized algorithms for low-rank approximation can be divided into the following two categories [20]:

- Fixed-rank randomized algorithms: These algorithms find

a low-rank approximation of a given data (matrix or tensor) with a prior given rank.

- Fixed-precision randomized algorithm: For a given data tensor \mathbf{X} and predefined precision ε , a low-rank tensor \mathbf{B} is sought satisfying $\|\mathbf{X} - \mathbf{B}\|_F \leq \varepsilon$ where $\|\cdot\|_F$ is Frobenius norm of tensors,

From another prospective, two alternative categories for randomized algorithms for low-rank approximation are¹

- Single-pass algorithms: In this kind of randomization, throughout the data processing, these algorithms pass the raw data once. This makes this category very efficient, especially when the data does not fit into the memory.
- Multi-pass algorithms: These algorithms need several passes over the raw data and can provide a better accuracy, see Figure 1.

The main goal in randomization for low-rank matrix approximation is capturing column or row space of underlying matrices. To achieve this, also there exist two categories called *sampling* and *random projection* techniques (to be discussed later, see Section 3).

In this paper, we focus on the task of *low multilinear rank* or *Tucker rank* approximation of tensors [23], [24], [25], [26]. It has found several applications such as reducing the number of parameters in deep neural networks [27], [28], handwritten digit classification [29], computer vision [30], recommender systems [31], [32], [33], [34], signal processing [35], [36], [37] etc. It should be noted that in case of matrices, i.e., second order tensors, Krylov subspace and rank revealing (RR) algorithms

1. Generally randomized algorithms are categorized into Monte Carlo and Las Vegas algorithms, for a detailed study see [21], [22].

[†]*Institute of Science and Technology (SKOLTECH), CDISE, Moscow, Russia. Authors were supported by the Mega Grant project (14.756.31.0001).*

E-mail: s.asl@skoltech.ru

[‡]*Tokyo University of Agriculture and Technology, Tokyo, Japan.*

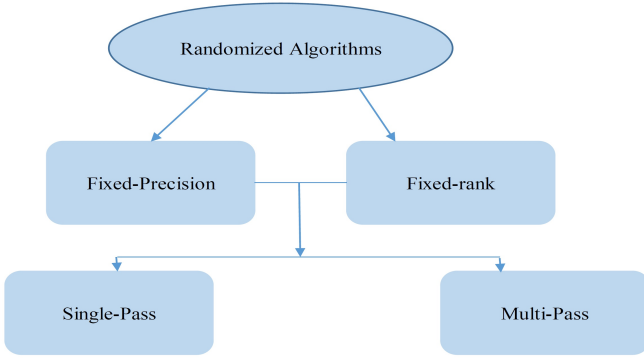


Fig. 1. Different categories for randomized algorithms for low-rank approximation.

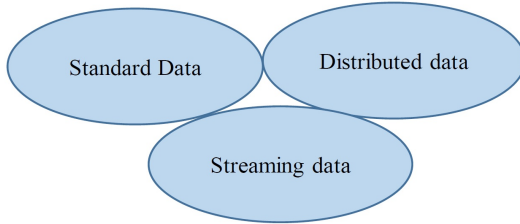


Fig. 2. Different kinds of data tensors.

as deterministic approaches are often used to compute low-rank matrix approximation, however, Krylov subspace algorithms need to pass the raw data $\mathcal{O}(k)$ times where k is the number of iterations required to achieve a prescribed accuracy. This makes these algorithms inefficient for very large-scale data. In addition to that, these methods are also applicable only when the data matrix is structured, e.g., sparse so that the matrix-vector multiplication can be computed more efficiently. Also, parallelization of these algorithms is a challenging task and communications among memory hierarchy levels make the algorithms relatively slow. On the other hand, although the rank revealing algorithms such as RRQR decomposition [38], strong RRQR decomposition [39], RRLU decomposition [40] and strong RRLU decomposition [41] can be applied but these algorithms are still prohibitive for big data. However, randomized versions of these algorithms have also been proposed in [42], [43].

The choice of a randomized algorithm for low-rank approximation depends on the underlying dataset. There are mainly the following three different categories for data tensors (see Figure 2)

- Standard data: Data that can be stored in RAM on a single workstation.
- Distributed data: Data that is too large and needs to be stored in one or several disks.
- Streaming data: Each part of the data is accessible just once and never visited again [44].

It is worth mentioning that the presented algorithms in this paper are mainly well-suited for the computation of Tucker decomposition and HOSVD of the first or second kind of data tensors with the exception of two streaming algorithms² (Algo-

2. It is also called on-line algorithms, incremental algorithms or distributed algorithms.

rithm 19 and Algorithm 20). Also constraints such as sparsity or nonnegativity can be imposed on factor matrices or the core tensor but these constrained tensor decompositions are not studied in this paper.

The procedure of mapping a tensor to a matrix is called unfolding, matricization or flattening, and the corresponding generated matrices are called unfolding or flattening matrices. In the context of tensor computations, unfolding matrices are of interest because of their applications in computing different types of tensor decompositions where low-rank approximations of these matrices are required in each step of the underlying algorithms. For example, it is known that the factor matrices of the Higher Order Singular Value Decomposition (HOSVD) or equivalently MultiLinear SVD (MLSVD) are computed via the left singular vectors of unfolding matrices [26]. The HOSVD is a direct generalization of the classical SVD of matrices where instead of rank, multilinear rank or Tucker rank is defined which is a tuple containing the rank of unfolding matrices along different modes.

The unfolding matrices make it possible to reduce tensor problems from multilinear space into linear space for which the efficient frameworks for matrices can be utilized. For instance, they can be used to construct algorithms for the best multilinear approximation of tensors [45], [46].

Unlike matrices, where the singular values of a matrix and its transpose are the same³, the singular values of unfolding matrices along different modes are not the same, but not completely independent. Since the decay rate of singular values of unfolding matrices plays a key role in low multilinear rank approximation of tensors, in [47], [48], a perturbation analysis is made for n -folding matrices. Also, a geometrical description of singular values of the n -mode unfolding matrices is presented in [49] which are used in the Tensor Train (TT) decomposition [50] and the Tensor Ring⁴(TR) decompositions [51], [52].

Obviously, depending on the dimensions of tensors, the unfolding matrices may have different structures. As a special case when $I_1 \cong I_2 \cdots \cong I_N$, the n -unfolding matrices are very wide and thin although we can generate a tensor with carefully tuned dimensions so that the unfolding matrices are of balanced sizes, i.e., the number of columns is approximately the same as the number of rows.

For computation of the HOSVD of structured tensors, specific algorithms have been developed. For instance, there are fast algorithms for the HOSVD of structured (symmetric, Toeplitz and Hankel) tensors [53]. A fast algorithm is proposed for the HOSVD of incomplete tensors in [54]. For sparse tensors, a scalable algorithm was developed in [55].

Randomized algorithms have been proved to be appropriate tools to cope with very large matrices [19], [42], [56], [57]. Because of the success of these algorithms in numerical linear algebra community, several attempts have been made to generalize them to multilinear algebra. Indeed, during past few years, a variety of randomized algorithms have been constructed to decompose large-scale tensors. For instance, Zhou and Cichocki proposed a randomized version of the HOOI algorithm [58] to compute an approximate HOSVD of very big tensors of low multilinear rank [59]. Also, other randomized algorithms for the Tucker decomposition and the HOSVD can be found in [60], [61],

3. Note that in case of matrices the unfolding of matrix along the first and second modes are the original matrix and its transpose respectively.

4. It is also called Tensor chain (TC) decomposition [51].

[62]. In all of these algorithms, during the decomposition process, the low-rank approximation of unfolding matrices is required and instead of using the standard SVD or its variants, like truncated or economic version, randomized algorithms have been used to find such low-rank approximations.

The remainder of this paper is structured as follows. In Section 2, we introduce the preliminary concepts and notations that we need throughout the paper. Here, the Tucker decomposition and the HOSVD are briefly introduced and also basic concepts of randomization are presented. Randomized algorithms and related concepts and definitions are introduced in Section 3. In Section 4, we discuss and review a variety of randomized algorithms for the computation of the Tucker decomposition and the HOSVD. An application of the randomized HOSVD in fast computation of CPD is presented in Section 5. Simulations are provided in Section 6 to compare performance of some of the presented randomized algorithms.

2 PRELIMINARY CONCEPTS AND NOTATIONS

In this section, we present some concepts and notations that we need throughout the paper.

Tensors⁵, matrices and vectors are respectively denoted by underlined bold upper case letters, e.g., $\underline{\mathbf{X}}$, bold upper case letters, e.g., \mathbf{X} and bold lower case letters, e.g., \mathbf{x} . The number of indices or modes of a given tensor is called order.

The notations \otimes , \odot , \dagger , T denote the Kronecker product, the Khatri-Rao product, the Moore-Penrose pseudoinverse and the transpose of matrices, respectively. The Frobenius norm of tensors and spectral norm of matrices are respectively denoted by $\|\cdot\|_F$ and $\|\cdot\|_2$. In the case of vectors, $\|\cdot\|_2$ denotes the Euclidean norm.

There are several types of unfolding procedure including *n-unfolding* and *mode-n unfolding* [63]. The first one is used in computation of the Tucker decomposition and the HOSVD.

Let $\underline{\mathbf{X}} \in \mathbb{R}^{I_1 \times I_2 \times \dots \times I_N}$ is a given N th-order tensor, where I_n , $n = 1, 2, \dots, N$ are tensor dimensions, then the multi-index notation $\overline{i_1 \dots i_N}$, is used to group together a set of indices $\{i_1, i_2, \dots, i_N\}$ in the following manner

$$\overline{i_1 i_2 \dots i_N} = \sum_{k=1}^N (i_k - 1) J_k, \quad J_k = \prod_{m=1}^{k-1} I_m.$$

Although the unfolding operator can be defined in a general form (see [64]), throughout this paper we are dealing with *n-unfolding* defined as follows

Given an N th-order tensor $\underline{\mathbf{X}} \in \mathbb{R}^{I_1 \times I_2 \times \dots \times I_N}$, then the *n-unfolding* matrix of tensor $\underline{\mathbf{X}}$ is denoted by $\mathbf{X}_{(n)} \in \mathbb{R}^{I_n \times I_1 \dots I_{n-1} I_{n+1} \dots I_N}$, whose components are defined as follows

$$\mathbf{X}_{(n)}(\overline{i_n, i_1 \dots i_{n-1} i_{n+1} \dots i_N}) = \underline{\mathbf{X}}(i_1, i_2, \dots, i_N).$$

Tensors and matrices can be multiplied in different modes which have the same dimensions (sizes). This is called tensor-matrix multiplication along mode n or *n-mode* (matrix) product of a tensor with a matrix and is a generalization of matrix-matrix multiplication. To be precise, let $\underline{\mathbf{X}} \in \mathbb{R}^{I_1 \times I_2 \times \dots \times I_N}$ and $\mathbf{B} \in \mathbb{R}^{J \times I_n}$, then the tensor-matrix multiplication along mode

n is denoted by $\underline{\mathbf{X}} \times_n \mathbf{B} \in \mathbb{R}^{I_1 \times \dots \times I_{n-1} \times J \times I_{n+1} \times \dots \times I_N}$ and defined as follows

$$(\underline{\mathbf{X}} \times_n \mathbf{B})_{i_1, \dots, i_{n-1}, j, i_{n+1}, \dots, i_N} = \sum_{i_n=1}^{I_n} x_{i_1, i_2, \dots, i_N} b_{j, i_n},$$

for $j = 1, 2, \dots, J$. Assume that tensor $\underline{\mathbf{X}}$ and two matrices \mathbf{A}, \mathbf{B} are of conforming sizes, then for the same mode we have

$$\underline{\mathbf{X}} \times_n \mathbf{B} \times_n \mathbf{A} = \underline{\mathbf{X}} \times_n \mathbf{A} \mathbf{B}. \quad (1)$$

If a tensor is multiplied with several matrices along its different modes, then its mode- n unfolding can be computed as follows

$$\begin{aligned} \underline{\mathbf{Y}} &= \underline{\mathbf{X}} \times_1 \mathbf{Q}^{(1)} \times_2 \dots \times_N \mathbf{Q}^{(N)} \Leftrightarrow \\ \mathbf{Y}_{(n)} &= \mathbf{Q}^{(n)} \mathbf{X}_{(n)} \left(\mathbf{Q}^{(N)} \otimes \dots \otimes \mathbf{Q}^{(n+1)} \otimes \mathbf{Q}^{(n-1)} \right. \\ &\quad \left. \dots \otimes \mathbf{Q}^{(1)} \right)^T. \end{aligned} \quad (2)$$

Tensor-vector multiplication along mode n or *n-mode* (vector) product of a tensor with a vector can also be defined analogously. Let $\underline{\mathbf{X}} \in \mathbb{R}^{I_1 \times I_2 \times \dots \times I_N}$ is an N th-order tensor and $\mathbf{y} \in \mathbb{R}^{I_n}$ be a vector, then *n-mode* (vector) product of tensor $\underline{\mathbf{X}}$ and vector \mathbf{y} is an $N - 1$ th-order tensor denoted by $\underline{\mathbf{X}} \bar{\times}_n \mathbf{y} \in \mathbb{R}^{I_1 \times \dots \times I_{n-1} \times I_{n+1} \times \dots \times I_N}$ and is defined as follows

$$(\underline{\mathbf{X}} \bar{\times}_n \mathbf{y})_{i_1 \dots i_{n-1} i_{n+1} \dots i_N} = \sum_{i_n=1}^{I_n} x_{i_1 i_2 \dots i_N} y_{i_n}.$$

In the sampling procedure as a kind of randomized algorithms (to be discussed later, see Section 3), the concept of column (or row) leverage score plays a key role in the accuracy of obtained solutions. Here we define this concept.

Definition 1. [56] Given $\mathbf{A} \in \mathbb{R}^{I \times J}$, $I < J$, the leverage score of the j -th column of \mathbf{A} is $l_j = \|\mathbf{V}_R(j, :)\|_2^2$ for $j \in \{1, \dots, J\}$ where $\mathbf{V}_R \in \mathbb{R}^{J \times R}$ contains the top R right singular vectors of \mathbf{A} and $\text{rank}(\mathbf{A}) \geq R$.

Note that the columns of \mathbf{V}_R are orthogonal but not their rows, and as a result in general $l_j, j = 1, 2, \dots, J$ are not necessarily equal to 1. It is not difficult to verify $\|\mathbf{V}_R^T\|_F^2 \equiv \|\mathbf{V}_R\|_F^2 = \sum_{j=1}^R l_j = R$.

An analogous definition of row leverage scores can be formulated using the top R left singular vectors.

We point out that column and row leverage scores indicate the importance of columns-(rows) in capturing the column-(row) space of a given matrix and as we mentioned earlier, this is the main goal in randomization. A closely related concept for sampling columns (rows) is the leverage score probability distribution [65], which is defined as follows

$$p_j = \frac{l_j}{R}, \quad j = 1, 2, \dots, J, \quad (3)$$

where l_j and R were introduced in Definition 1. The distribution (3), is concerned with column selection because of utilizing column leverage scores. Here, p_j denotes the probability of choosing the j -th column among all columns. Clearly $p_j \geq 0$ and $\sum_{j=1}^J p_j = 1$, since $\sum_{j=1}^J l_j = R$.

The best existing random sampling algorithms use the leverage score probability distribution [66] but computation of the leverage

5. Equivalently tensors are also called multidimensional arrays or multiways data. From this prospective, vectors and matrices are first order and second order tensors respectively.

scores is expensive because of the computation of SVD. In [66], a fast and computationally efficient approach has been proposed for computing the leverage scores. In some applications we need interpretable low rank approximations, and columns should be taken from the original matrix. Here, in the first step, the leverage scores of underlying data matrix can be computed by randomized SVD. Afterwards, columns of the original data matrix are selected based on leverage score probability distribution.

A useful criterion to check whether uniform sampling approach provides satisfactory results or not is based on the concept of column (row) coherence. This concept is defined based on the column (row) leverage scores. The next definition presents the column coherence of matrices and the same definition can be stated for row matrix coherence.

Definition 2. (column)-Coherence is the maximum column leverage score of $\mathbf{X} \in \mathbb{R}^{I \times J}$, i.e.,

$$\mu(\mathbf{X}) = \max_{i \in \{1, 2, \dots, J\}} l_i$$

where l_i is the leverage score of the i -th column of \mathbf{X} .

In next section we introduce Tucker decomposition and HOSVD and their main properties including existing algorithms for its computation.

2.1 Tucker Decomposition and Higher Order Singular Value Decomposition (HOSVD)

Let $\underline{\mathbf{X}} \in \mathbb{R}^{I_1 \times I_2 \times \dots \times I_N}$ be a given tensor, then the Tucker decomposition of tensor $\underline{\mathbf{X}}$ gives the following decomposition [23], [24], [25]

$$\underline{\mathbf{X}} \cong \underline{\mathbf{S}} \times_1 \mathbf{Q}^{(1)} \times_2 \mathbf{Q}^{(2)} \dots \times_N \mathbf{Q}^{(N)}, \quad (4)$$

where $\underline{\mathbf{S}} \in \mathbb{R}^{R_1 \times R_2 \times \dots \times R_N}$ is a core tensor and $\mathbf{Q}^{(n)} \in \mathbb{R}^{I_n \times R_n}$, $R_n \leq I_n$, $n = 1, 2, \dots, N$ are matrices.

HOSVD or equivalently Multilinear SVD (MLSVD) is a constrained Tucker decomposition [26] that ensures the orthogonality of factor matrices and all-orthogonality of the core tensor⁶. Figure 3, illustrates the HOSVD decomposition graphically.

Unlike the SVD, the core tensor $\underline{\mathbf{S}}$ in general is not diagonal or even not nonnegative, but it has *pseudo-diagonal* property, which means that the Frobenius norm of slices in each mode is non-increasing as the index is increased [26]. Also, another interpretation of this concept is that the density of the core tensor $\underline{\mathbf{S}}$ is mainly concentrated one of corners (position $(1, 1, \dots, 1)$) and it decreases as the components move away from this corner.

Due to the pseudo-diagonality property of HOSVD which plays a role similar to singular values in the SVD, a truncated version of HOSVD is used in practice. To this end, first the orthogonal matrices $\mathbf{Q}^{(n)} \in \mathbb{R}^{I_n \times R_n}$, $n = 1, 2, \dots, N$ in (4) are computed through the truncated SVD (tSVD) or randomized SVD (rSVD) algorithms applying to the unfolding matrices

$$\mathbf{X}_{(n)} \cong \mathbf{Q}^{(n)} \mathbf{S}_n \mathbf{V}^{(n)T} \in \mathbb{R}^{I_n \times I_1 \dots I_{n-1} I_{n+1} \dots I_N},$$

where $\mathbf{V}^{(n)} \in \mathbb{R}^{I_1 \dots I_{n-1} I_{n+1} \dots I_N \times R_n}$, $\mathbf{S}_n \in \mathbb{R}^{R_n \times R_n}$ and R_n is the numerical rank of unfolding matrix $\mathbf{X}_{(n)}$.

The truncated HOSVD does not provide the best multilinear rank approximation while a quasi-best approximation can be achieved [26] as follows

$$\left\| \underline{\mathbf{X}} - \underline{\mathbf{S}} \times_1 \mathbf{Q}^{(1)} \times_2 \dots \times_N \mathbf{Q}^{(N)} \right\|_F \leq \sqrt{N} \left\| \underline{\mathbf{X}} - \underline{\mathbf{X}}_{Best} \right\|_F,$$

6. A tensor is called all-orthogonal if all its slices in each mode are mutually orthogonal [26].

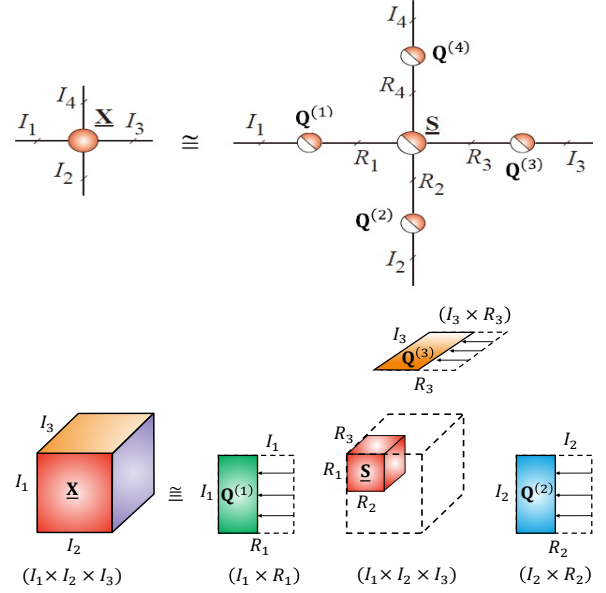


Fig. 3. Graphical illustrations of truncated HOSVD, upper is for fourth order tensors and bottom is for third order tensors.

where $\underline{\mathbf{X}}_{best}$ is the best multilinear rank approximation of the tensor $\underline{\mathbf{X}}$. Due to the orthogonality of factor matrices $\mathbf{Q}^{(n)} \in \mathbb{R}^{R_n \times I_n}$, $n = 1, 2, \dots, N$, the core tensor can be computed as

$$\underline{\mathbf{S}} = \underline{\mathbf{X}} \times_1 \mathbf{Q}^{(1)T} \times_2 \mathbf{Q}^{(2)T} \dots \times_N \mathbf{Q}^{(N)T} \in \mathbb{R}^{R_1 \times R_2 \times \dots \times R_N}. \quad (5)$$

The tuple (R_1, R_2, \dots, R_N) is called multilinear rank or Tucker rank of tensor $\underline{\mathbf{X}}$.

Example. For example, consider a 4th-order tensor $\underline{\mathbf{X}}$ whose (i, j, k, h) -th components are

$$\underline{\mathbf{X}}(i, j, k, h) = \tanh(i + j + k + h),$$

for $i, j, k, h \in \{1, 2, \dots, 40\}$. This tensor has multi-linear rank $(4, 4, 4, 4)$ which means that instead of storing the whole tensor with 40^4 components only $4^4 + 4 \times (40 \times 4) = 896$ parameters are required to recover the whole tensor. The first quantity 4^4 is the number of elements of the core tensor and the second number $4 \times (40 \times 4)$ the number of elements of the four factor matrices of the HOSVD each of which is of size 40×4 . Table 1 presents a list of such multivariate functions and their corresponding low multi-linear ranks. For a comprehensive list of such “low-rank” functions which arise in several applications we refer to [67], [68], [69], [70], [71], [72], [73].

Substituting (5) in (4), we have

$$\underline{\mathbf{X}} \cong \underline{\mathbf{X}} \times_1 \mathbf{Q}^{(1)} \mathbf{Q}^{(1)T} \times_2 \mathbf{Q}^{(2)} \mathbf{Q}^{(2)T} \dots \times_N \mathbf{Q}^{(N)} \mathbf{Q}^{(N)T}, \quad (6)$$

and this is a starting point in our analysis. Note that each factor matrix $\mathbf{Q}^{(n)} \in \mathbb{R}^{I_n \times R_n}$ is an orthonormal basis for the range of the unfolding matrix $\mathbf{X}_{(n)}$ and $\mathbf{Q}^{(n)} \mathbf{Q}^{(n)T}$ with property $\mathbf{Q}^{(n)T} \mathbf{Q}^{(n)} = \mathbf{I}_n$ is an orthogonal projector onto the range of the unfolding matrix $\mathbf{X}_{(n)}$. Note that if the factor matrices $\mathbf{Q}^{(n)}$ are not orthogonal and just have full column rank, then (5) and (6) are replaced with⁷

$$\underline{\mathbf{S}} \cong \underline{\mathbf{X}} \times_1 \mathbf{Q}^{(1)\dagger} \times_2 \mathbf{Q}^{(2)\dagger} \dots \times_N \mathbf{Q}^{(N)\dagger}, \quad (7)$$

7. If \mathbf{Q} is full-rank then $\mathbf{Q}^\dagger \mathbf{Q} = \mathbf{I}$, where \mathbf{I} is identity matrix of conforming dimension.

TABLE 1
Multi-linear rank of some multivariate functions.

Tensor components	Multi-linear rank
$\log(i + 2j + 3k)$	(13, 14, 14)
$\sin(i + j + k)$	(2, 2, 2)
$\frac{1}{\sqrt{i^2 + j^2 + k^2}}$	(17, 17, 17)
$\frac{1}{\sqrt[3]{i^3 + j^3 + k^3}}$	(26, 26, 26)
$\frac{1}{\sqrt[5]{i^5 + j^5 + k^5}}$	(45, 45, 45)

and

$$\underline{\mathbf{X}} \cong \underline{\mathbf{X}} \times_1 \mathbf{Q}^{(1)} \mathbf{Q}^{(1)\dagger} \times_2 \mathbf{Q}^{(2)} \mathbf{Q}^{(2)\dagger} \dots \times_N \mathbf{Q}^{(N)} \mathbf{Q}^{(N)\dagger}, \quad (8)$$

where \dagger is Moore-Penrose pseudoinverse operator. It is worth mentioning that if the dimension of a particular mode, say mode n , is relatively small, then we can ignore reduction in the mentioned mode or, equivalently, ignore its corresponding orthogonal matrix $\mathbf{Q}^{(n)}$ and remove it from (6) and (8). In view of (6) and (8), it is seen that to find an approximate HOSVD or an approximate Tucker decomposition, good approximations for the range of unfolding matrices are required. More precisely, the main problem is: How can we find a good approximation for the range of unfolding matrices $\mathbf{X}_{(n)}$, i.e., $\mathbf{Q}^{(n)}$? This problem can be formally formulated as follows:

Given a data tensor $\underline{\mathbf{X}} \in \mathbb{R}^{I_1 \times I_2 \times \dots \times I_N}$ and tolerance ϵ , the problem is finding orthogonal matrices $\mathbf{Q}^{(n)} \in \mathbb{R}^{R_n \times I_n}$, satisfying

$$\left\| \underline{\mathbf{X}} - \underline{\mathbf{X}} \times_1 \mathbf{Q}^{(1)} \mathbf{Q}^{(1)T} \dots \times_N \mathbf{Q}^{(N)} \mathbf{Q}^{(N)T} \right\|_F \leq \sqrt{N} \epsilon, \quad (9)$$

and in the case when $\mathbf{Q}^{(n)}$ are not orthogonal

$$\left\| \underline{\mathbf{X}} - \underline{\mathbf{X}} \times_1 \mathbf{Q}^{(1)} \mathbf{Q}^{(1)\dagger} \dots \times_N \mathbf{Q}^{(N)} \mathbf{Q}^{(N)\dagger} \right\|_F \leq \sqrt{N} \epsilon. \quad (10)$$

We will return to these problems later in Section 4.

2.2 Sequentially Truncated HOSVD (STHOSVD) algorithm

A more efficient algorithm with less computational complexity for computing HOSVD is *Sequentially Truncated HOSVD* (STHOSVD) algorithm [74]. Instead of dealing with all unfolding matrices (all with the same size) and finding their low-rank approximations, this algorithm reduces the size of underlying unfolding matrices sequentially. More precisely, at each iteration of the algorithm, a new unfolding matrix which provides an approximation for a specific factor matrix has smaller size compared to the previous ones. This differs from the conventional techniques under which all unfolding matrices have the same dimensions. This trick results in significant speed up with comparable accuracy or sometimes even better accuracy⁸. This procedure is described in Algorithm 1 [74]. Note that Algorithm 1, starts from the first mode and proceeds computing other factor matrices in ascending order but, other possible orderings can be also considered.

8. Although there is no theoretical evidence establishing better accuracy of SHOSVD compared to HOSVD, numerical simulations highly support this. However, there are some examples for which HOSVD provides better accuracy compared to SHOSVD [74].

Algorithm 1: Sequentially Truncated HOSVD (STHOSVD) Algorithm

Input : A tensor $\underline{\mathbf{X}} \in \mathbb{R}^{I_1 \times I_2 \times \dots \times I_N}$ and a tolerance ϵ ;
Output: Approximative representation of a tensor $\underline{\mathbf{X}}$
 $\underline{\mathbf{X}} = [\underline{\mathbf{S}}, \mathbf{Q}^{(1)}, \mathbf{Q}^{(2)}, \dots, \mathbf{Q}^{(N)}]$ and multilinear rank (R_1, R_2, \dots, R_N) ;

- 1 Set $\underline{\mathbf{S}} = \underline{\mathbf{X}}$
- 2 **for** $n = 1, 2, \dots, N - 1$ **do**
- 3 $[\mathbf{Q}^{(n)}, \sim, \sim] = \text{truncated_svd}(\mathbf{S}_{(n)}, \frac{\epsilon}{N})$;
- 4 $\underline{\mathbf{S}} = \underline{\mathbf{S}} \times_n \mathbf{Q}^{(n)T}$;
- 5 **end**

2.3 Higher Order Orthogonal Iteration (HOOI) algorithm

Unlike *Yang-Eckart* property for matrices [75], neither truncated HOSVD (THOSVD) nor sequentially truncated HOSVD (STHOSVD) do not provide the best multilinear rank approximation of higher order tensors. Several algorithms have been developed for computation of the best multilinear rank approximation among which we can mention Newton-Grassmann algorithm [45], Riemannian trust-region algorithm [76], Higher-Order Orthogonal Iteration (HOOI) algorithm⁹ [58] etc. HOOI algorithm is the simplest kind of these algorithms. It is based on the idea of Alternating Least Squares (ALS) technique where at the iteration all factor matrices are fixed except one and it is updated by solving a least-squares problem. To be precise, consider the Tucker decomposition as follows

$$\underline{\mathbf{X}} = \underline{\mathbf{S}} \times_1 \mathbf{Q}^{(1)} \dots \times_N \mathbf{Q}^{(N)}, \quad (11)$$

and applying the unfolding operator along mode n on both sides of (11), we have

$$\mathbf{X}_{(n)} = \mathbf{Q}^{(n)} \mathbf{S}_{(n)} \left(\mathbf{Q}^{(N)} \otimes \dots \otimes \mathbf{Q}^{(n+1)} \otimes \mathbf{Q}^{(n-1)} \dots \otimes \mathbf{Q}^{(1)} \right)^T,$$

for $n = 1, 2, \dots, N$. Assume that the core tensor $\underline{\mathbf{S}}$ and all factor matrices $\{\mathbf{Q}^{(i)}\}$, $i \neq n$, are known. The unknown factor matrix $\mathbf{Q}^{(n)}$ can be computed by solving the following least-squares problem

$$\mathbf{Q}^{(n)} = \arg \min_{\mathbf{Q} \in \mathbb{R}^{I_n \times R_n}} \left\| \mathbf{A}_n^{(1)} \mathbf{Q}^T - \mathbf{X}_{(n)}^T \right\|_F^2, \quad (12)$$

where

$$\mathbf{A}_n^{(1)} = \left(\bigotimes_{n=N, n \neq n}^1 \mathbf{Q}^{(n)} \right) \mathbf{S}_{(n)}^T.$$

It can be shown that the solution of the least-squares problem (12) is equivalent to finding R_n leading singular vectors of $\mathbf{Z}_{(n)}$ where

$$\mathbf{Z} = \underline{\mathbf{X}} \times_{p \neq n} \left\{ \mathbf{Q}^{(p)} \right\}.$$

This procedure is repeated for all factor matrices $\mathbf{Q}^{(n)} \in \mathbb{R}^{I_n \times R_n}$, $n = 1, 2, \dots, N$, where for computing a new factor matrix, the latest updated ones are used. After computation of all factor matrices, the core tensor $\underline{\mathbf{S}}$ is updated in the following form

$$\underline{\mathbf{S}} = \underline{\mathbf{X}} \times_1 \mathbf{Q}^{(1)T} \dots \times_N \mathbf{Q}^{(N)T}. \quad (13)$$

9. This algorithm is also known as Tucker-ALS algorithm.

This procedure is outlined in Algorithm 2 [58]. Since the randomized algorithms are applied to find a low rank approximation of unfolding matrices, in next section, we briefly introduce these algorithms.

Algorithm 2: HOOI Algorithm

Input : A tensor $\underline{\mathbf{X}} \in \mathbb{R}^{I_1 \times I_2 \times \dots \times I_N}$, and a multilinear rank (R_1, R_2, \dots, R_N) ;
Output: Approximative representation of a tensor in Tucker format (Improved approximation by Tucker-ALS)

- 1 Initialize factor matrices $\mathbf{Q}^{(2)}, \dots, \mathbf{Q}^{(N)}$ with HOSVD or random matrices;
- 2 **while** A stopping criterion is satisfied **do**
- 3 **for** $n = 1, 2, \dots, N$ **do**
- 4 $\underline{\mathbf{Z}} = \underline{\mathbf{X}} \times_{p \neq n} \{ \mathbf{Q}^{(p)T} \}$;
- 5 $\mathbf{Q}^{(n)}$ is constructed from R_n leading left singular vectors of $\underline{\mathbf{Z}}_{(n)}$
- 6 **end**
- 7 $\underline{\mathbf{S}} = \underline{\mathbf{Z}} \times_N \mathbf{Q}^{(N)T}$
- 8 **end**

3 RANDOMIZED ALGORITHMS

Randomized algorithms are utilized for finding low rank approximation of very large-scale matrices \mathbf{X} or $\mathbf{X}_{(n)}$ using reasonable amounts of time and memory. These algorithms have found many applications in the area of machine learning and data mining, where we encounter very large-scale matrices with more than hundreds of millions nonzero entries. Clearly deterministic approaches are time-consuming in processing such data and here it is required to reduce both computational cost and also memory requirement of algorithms to process the data. Randomized algorithms can be used in such scenarios by finding a low approximation of unfolding matrix $\mathbf{X} = \mathbf{X}_{(n)}$ using the following formula

$$\begin{aligned} \mathbf{X} &\cong \left(\mathbf{Q}^{(1)} \mathbf{Q}^{(1)T} \right) \mathbf{X} \left(\mathbf{Q}^{(2)} \mathbf{Q}^{(2)T} \right), \\ &= \mathbf{X} \times_1 \mathbf{Q}^{(1)} \mathbf{Q}^{(1)T} \times_2 \mathbf{Q}^{(2)} \mathbf{Q}^{(2)T}, \end{aligned} \quad (14)$$

where $\mathbf{Q}^{(1)} \in \mathbb{R}^{I_n \times \hat{R}_n}$, $\mathbf{Q}^{(2)} \in \mathbb{R}^{\left(\prod_{i \neq n} I_i \right) \times \hat{R}_n}$ ($\hat{R}_n, \tilde{R}_n < \text{rank}(\mathbf{X})$) are approximate orthonormal bases for the column and row spaces of matrix \mathbf{X} .

Remark 1. Since for an unfolding matrix $\mathbf{X} = \mathbf{X}_{(n)}$ the dimension of the second mode is usually much larger than the first mode, i.e., $\prod_{i \neq n} I_i \gg I_n$, it is often enough to make

reduction in the second mode and just consider $\mathbf{Q} = \mathbf{Q}^{(1)}$ in the approximation procedure. Because of this, in the rest of our paper we mostly consider this case.

The main steps of the randomized algorithms are

- Replacing an extremely large-scale matrix with a new one of smaller size compared to the original one capturing either the column or row space of the original matrix as much as possible and with high probability. This step can be considered as a preprocessing step which makes reduction in the data.

- Applying classical deterministic algorithms such as truncated SVD or randomized SVD to the reduced data and finding its low rank approximation¹⁰.
- Recovering the SVD of the original matrix from the SVD of the compressed one.

The first step can be done by random projection strategy. The main idea of random projection is approximating the column (row) space of a given matrix by few new columns (rows) each of which is a linear combination of the columns (rows) of the original matrix, where the coefficients of linear combinations come from some probability distributions such as Gaussian, Bernoulli or uniform distribution¹¹. It is also possible to project a matrix to both column and row spaces at the same time. However, if one dimension of the matrix is relatively small and the other is large, the projection is usually performed only with respect to the large dimension.

This procedure can be performed by multiplying a given matrix by a random matrix from the right-hand or left-hand side. This is called *random projection* and it has been shown that this procedure preserves the Euclidean distance among the points approximately [78], [79]. To be precise, let us consider matrix \mathbf{X} and target rank R . In the first stage of the random projection approach, we generate a random matrix $\mathbf{\Omega} = [\omega_1, \omega_2, \dots, \omega_R] \in \mathbb{R}^{J \times R}$ whose components are independently taken from some probability distributions, e.g. Gaussian distribution and multiply matrix \mathbf{X} with its columns as follows

$$\mathbf{y}_r = \mathbf{X} \omega_r \in \mathbb{R}^I, \quad r = 1, 2, \dots, R. \quad (15)$$

The compact form of the relation (15) is $\mathbf{Y} = \mathbf{X} \mathbf{\Omega}$, where $\mathbf{\Omega} = [\omega_1, \omega_2, \dots, \omega_R] \in \mathbb{R}^{J \times R}$ and $\mathbf{Y} = [\mathbf{y}_1, \mathbf{y}_2, \dots, \mathbf{y}_R] \in \mathbb{R}^{I \times R}$. Matrix \mathbf{Y} has smaller size than matrix \mathbf{X} and gives an approximation for the range of the matrix \mathbf{X} . Note that columns of the matrix \mathbf{Y} are generally not orthogonal and to compute the orthogonal projection on \mathbf{Y} , it is necessary to generate a new orthonormal basis for this matrix. This can be done by computing the QR decomposition of the matrix $\mathbf{Y} = \mathbf{Q} \mathbf{R}$ and using the matrix \mathbf{Q} as an orthonormal basis.

The goal of this process is finding an approximate SVD of the matrix \mathbf{X} . Since \mathbf{Q} is an orthonormal basis for the range of matrix \mathbf{X} , we have

$$\mathbf{X} \cong \mathbf{Q} \mathbf{Q}^T \mathbf{X}.$$

Having computed the SVD of the matrix $\mathbf{B} = \mathbf{Q}^T \mathbf{X}$, as $\mathbf{B} = \mathbf{U} \mathbf{S} \mathbf{V}^T$, the SVD of the matrix \mathbf{X} is $\mathbf{X} = \mathbf{U} \mathbf{S} \mathbf{V}^T$, where $\mathbf{U} = \mathbf{Q} \mathbf{U}$. Here note that $\mathbf{B} \in \mathbb{R}^{R \times J}$ where R is much smaller than J and its SVD is much less expensive compared to the original matrix \mathbf{X} .

Also, if we do not need the SVD of the original matrix and just a low-rank approximation of it is required, this can be easily achieved by the following approximation

$$\mathbf{Q} \in \mathbb{R}^{I \times R}, \quad \mathbf{B} = \mathbf{Q}^T \mathbf{X} \in \mathbb{R}^{R \times J}, \quad (16)$$

and this is called QB approximation.

Remark 2. (Over sampling and power iteration methods)

The oversampling and power iteration techniques can be used

¹⁰. In [77], randomization is also used in the second step. This is considered as a two-step randomized algorithm for Nystrom kernel matrix approximation. At the first step, authors use a sub-sampling approach after which they apply randomized SVD instead of deterministic SVD.

¹¹. It is mentioned in [19] the difference among different random matrices is negligible. We have also confirmed this in our simulations.

to improve the solution accuracy of randomized algorithms. In the oversampling technique, we use additional random vectors (for example $R + p$ random vectors instead of R random vectors) at the random projection step. The power iteration technique replaces matrix \mathbf{X} by $(\mathbf{X}\mathbf{X}^T)^q \mathbf{X}$ (q is a nonnegative integer number) and randomized algorithms are applied to this new matrix. Since $(\mathbf{X}\mathbf{X}^T)^q \mathbf{X} = \mathbf{U}\mathbf{S}^{2q+1}\mathbf{V}^T$, it is seen that the left and right singular vectors of the new matrix are the same as those of the matrix \mathbf{X} but the singular values of the former have faster decay rate. This can improve the solution accuracy obtained by randomized algorithms. In practice, $p = 5$ and $q = 1, 2$ are enough to achieve a good accuracy [19].

Remark 3. The most computationally expensive and time-consuming part of the random projection technique is multiplication of the original matrix with the random matrix. In order to accelerate this step, structured random matrices can be used, for example sparse random matrices [80], [81] and subsampled random Fourier transform (or SRFT) [82], [83], subsampled Hadamard transforms, sequence of Givens rotations [83], [84] are established techniques and have been used extensively in the literature [85].

Remark 4. Storing a random matrix requires a large storage space and *tensor random projection (TRP)* [86] is a simple technique to resolve this issue. It employs Khatri-Rao product operator of smaller random matrices to generate large random matrices. For example, to generate a matrix of size $I_1 I_2 \cdots I_N \times R$ which includes $(I_1 I_2 \cdots I_N) R$ components, the following random matrices are constructed

$$\mathbf{\Omega} = \mathbf{\Omega}_1 \odot \mathbf{\Omega}_2 \odot \cdots \odot \mathbf{\Omega}_N, \quad \mathbf{\Omega}_n \in \mathbb{R}^{I_n \times R}.$$

Here, each matrix $\mathbf{\Omega}_n$ is a random matrix with relatively small size and \odot is the KhatriRao product. Such a method requires much less number of parameters $\left(\sum_{n=1}^N I_n\right) R$ compared to a large random matrix of size $(I_1 I_2 \cdots I_N) \times R$. KhatriRao product can be replaced by other operations. For example in [87] the Kronecker product has been used and all operations have been performed in Tensor Train matrix format.

The basic form of randomized SVD (BRSVD) algorithm equipped with oversampling and power iteration strategies is outlined in Algorithm 3 [19].

Algorithm 3: Basic Randomized SVD algorithm with oversampling and power iteration

Input : Matrix $\mathbf{X} \in \mathbb{R}^{I \times J}$, target rank R , oversampling parameter p and power iteration parameter q ;
Output: $\mathbf{U} \in \mathbb{R}^{I \times R}$, $\mathbf{S} \in \mathbb{R}^{R \times R}$, $\mathbf{V} \in \mathbb{R}^{R \times J}$;
1 Generate a random matrix $\mathbf{\Omega}_1 \in \mathbb{R}^{J \times (p+R)}$ with prescribed probability distribution ;
2 Form $\mathbf{Y} = (\mathbf{X}\mathbf{X}^T)^q \mathbf{X}\mathbf{\Omega}_1$;
3 Compute QR decomposition $\mathbf{Y} = \mathbf{Q}\mathbf{R}$;
4 Compute $\mathbf{B} = \mathbf{Q}^T \mathbf{X}$;
5 Compute the full SVD of the matrix $\mathbf{B} = \overline{\mathbf{U}} \overline{\mathbf{S}} \overline{\mathbf{V}}^T$;
6 $\tilde{\mathbf{U}} = \mathbf{Q}\overline{\mathbf{U}}$;
7 $\mathbf{U} = \tilde{\mathbf{U}}(:, 1 : R)$, $\mathbf{S} = \overline{\mathbf{S}}(:, 1 : R)$, $\mathbf{V} = \overline{\mathbf{V}}(:, 1 : R)$;

As we have already mentioned, it is possible to make a reduction on both dimensions of a matrix. This can be performed by simultaneously multiplying a matrix with two different random matrices from the left and right-hand sides. The structure of two-sided randomized algorithm is outlined in Algorithm 4 [19]. Both Algorithms 3 and 4 are randomized SVD multi-pass algorithms because in Line 4 both of them require matrix-matrix multiplication with the original matrix \mathbf{X} . These algorithms can be modified to become single-pass. Line 4 in both algorithms can be replaced by alternative representations. For Algorithm 3 consider

$$\mathbf{B} \cong (\mathbf{\Omega}_2 \mathbf{Q})^\dagger \mathbf{W}, \quad \mathbf{W} = \mathbf{\Omega}_2 \mathbf{X}, \quad \mathbf{\Omega}_2 \in \mathbb{R}^{I \times R}, \quad (17)$$

and for Algorithm 4 consider

$$\mathbf{B} \cong \left(\mathbf{\Omega}_1 \mathbf{Q}^{(1)}\right)^\dagger \mathbf{W} \left(\mathbf{\Omega}_2^T \mathbf{Q}^{(2)}\right)^\dagger, \quad \mathbf{W} = \mathbf{\Omega}_2^T \mathbf{X} \mathbf{\Omega}_1. \quad (18)$$

The benefit of these approaches is that they avoid computation of terms $\mathbf{Q}^T \mathbf{X}$ and $\mathbf{Q}_1^T \mathbf{X} \mathbf{Q}_2^T$ which may be computationally expensive. Instead, in formulations (17) and (18), the original data matrix \mathbf{X} is sketched by random projection and the corresponding matrix \mathbf{B} is obtained by solving some well-conditioned over-determined linear least-squares problems [88]. On one hand, matrix multiplication with a random matrix can be performed relatively fast by employing structured random matrices. We should note that this strategy passes the original data matrix only once because all sketching procedure can be done in the first pass over the raw data. Other types of single-pass techniques can be found in [19], [89], [90], [91], [92].

Algorithm 4: Two-Sided Randomized SVD

Input : Matrix $\mathbf{X} \in \mathbb{R}^{I \times J}$, target rank R and a positive integer l ;
Output: $\mathbf{U} \in \mathbb{R}^{I \times R}$, $\mathbf{S} \in \mathbb{R}^{R \times R}$, $\mathbf{V} \in \mathbb{R}^{R \times J}$;
1 Draw prescribed random matrices
 $\mathbf{\Omega}_1 \in \mathbb{R}^{J \times R}$, $\mathbf{\Omega}_2 \in \mathbb{R}^{I \times R}$;
2 Compute $\mathbf{Y}_1 = \mathbf{X}\mathbf{\Omega}_1$ and $\mathbf{Y}_2 = \mathbf{X}^T \mathbf{\Omega}_2$;
3 Compute QR decompositions
 $\mathbf{Y}_1 = \mathbf{Q}^{(1)} \mathbf{R}_1$, $\mathbf{Y}_2 = \mathbf{Q}^{(2)} \mathbf{R}_2$;
4 Compute $\mathbf{B} = \mathbf{Q}^{(1)T} \mathbf{X} \mathbf{Q}^{(2)}$;
5 Compute the SVD of matrix $\mathbf{B} = \overline{\mathbf{U}} \overline{\mathbf{S}} \overline{\mathbf{V}}$;
6 Set $\tilde{\mathbf{U}} = \mathbf{Q}^{(1)} \overline{\mathbf{U}}$ and $\tilde{\mathbf{V}} = \mathbf{Q}^{(2)} \overline{\mathbf{V}}$;

3.1 Randomized rank-revealing algorithms

A main drawback of the random projection algorithms described so far is that they need an estimation of the rank of matrix which may be a difficult assumption. To resolve this difficulty, randomized rank-revealing algorithms, or equivalently randomized fixed-precision algorithms have been developed. They are independent of initial rank. In practice, we use randomized rank-revealing Algorithm 5 developed in [93] which is a modification of the rank-revealing algorithm [94] where operator ‘‘orth’’ in Lines 5, 8, 9, 11 is used to compute an orthonormal basis of the given matrix. It requires as input only a tolerance ϵ , block size b and power iteration parameter P . For detailed explanations of this algorithm and its main properties we refer to [93], [94].

Algorithm 5: Randomized Rank-Revealing Algorithm [93], [94].

Input : An $I \times J$ matrix \mathbf{X} ; tolerance ϵ ; block size b and parameter P .

Output: \mathbf{Q} , \mathbf{B} such that $\|\mathbf{X} - \mathbf{QB}\|_F < \epsilon$

- 1 $\mathbf{Q} = \emptyset$, $\mathbf{B} = \emptyset$;
- 2 $E = \|\mathbf{X}\|_F^2$;
- 3 $i = 0$;
- 4 **while** $E > \epsilon^2$ **do**
- 5 $\Omega_i = \text{randn}(J, b)$;
- 6 $\mathbf{Q}_i = \text{orth}(\mathbf{X}\Omega_i - \mathbf{Q}(\mathbf{B}\Omega_i))$;
- 7 **for** $j = 1, 2, \dots, P$ **do**
- 8 $\mathbf{Q}_i = \text{orth}(\mathbf{X}^* \mathbf{Q}_i)$;
- 9 $\mathbf{Q}_i = \text{orth}(\mathbf{X} \mathbf{Q}_i)$
- 10 **end**
- 11 $\mathbf{Q}_i = \text{orth}(\mathbf{Q}_i - \mathbf{Q}(\mathbf{Q}^T \mathbf{Q}_i))$;
- 12 $\mathbf{B}_i = \mathbf{Q}_i^T \mathbf{X}$;
- 13 $\mathbf{Q} = [\mathbf{Q}, \mathbf{Q}_i]$;
- 14 $\mathbf{B} = \begin{bmatrix} \mathbf{B} \\ \mathbf{B}_i \end{bmatrix}$;
- 15 $E = E - \|\mathbf{B}_i\|_F^2$;
- 16 $i = i + 1$;
- 17 **end**

3.2 Sampling techniques

The other type of randomized algorithms for finding a low rank approximation of a given matrix is based on selecting a part of its columns or rows randomly. The previous approach does not choose individual columns of the matrix \mathbf{X} , but instead it tries to find a set of linear combinations of columns (rows) of matrix \mathbf{X} capturing the column (row) space of the matrix \mathbf{X} with the high probability. Sampling technique is an alternative approach to the random projection where instead of multiplication by random matrices, some columns or rows of the original matrix are selected and the original matrix is compressed in this manner¹². The procedure of column or row selection can be performed based on different kinds of probability distributions such as uniform distribution, leverage scores [65], length squared [96], [97] and also with or without replacement¹³. The accuracy of solution highly depends on the probability distribution used in the sampling procedure and either *additive* or *relative* error can be achieved.

Let $\mathbf{X} \in \mathbb{R}^{I \times J}$ be a given data matrix and \mathbf{C} a matrix containing the columns selected based on some sampling algorithms, then we have two kinds of approximation¹⁴ [56]

- **Relative approximation**

$$\|\mathbf{X} - \mathbf{CC}^\dagger \mathbf{X}\|_F \leq (1 + \epsilon) \|\mathbf{X} - \mathbf{X}_R\|_F, \quad (19)$$

- **Additive approximation**

$$\|\mathbf{X} - \mathbf{CC}^\dagger \mathbf{X}\|_F^2 \leq \|\mathbf{X} - \mathbf{X}_R\|_F^2 + \epsilon \|\mathbf{X}_R\|_F^2.$$

where \mathbf{X}_R is the best rank R -approximation of matrix \mathbf{X} . Clearly, randomized algorithms with relative-error guarantees are of much

12. Component selection is another sampling approach where some components of the original matrix are selected based on a given probability distribution [95]. This can be considered as a sparsification procedure.

13. It has been reported that for fixed distribution, and when the columns are uniformly correlated the uniform sampling without replacement works quite well in practice [98], [99], [100], [101].

14. The same concepts are used for spectral norm $\|\cdot\|_2$.

more interest than the additive-error ones. The number of selected columns should be large enough to capture the range of a matrix and satisfy the relation (19).

To sum up, the main question which naturally arises in this topic is:

Is it possible to pick some columns (rows) of a given matrix \mathbf{X} (not a set of linear combination of columns (rows) as a good approximation for its column (row) space? or, equivalently, can we select independent as many as possible columns or rows of a given matrix and with high probability?

For simplicity of presentation, we discuss only columns selection case and here the main task is capturing the column space (range) of a given matrix. In the field of machine learning and data analysis this problem is known as column (feature) selection.

In the sampling procedure, a probability distribution is first chosen, and the columns of the matrix \mathbf{X} are then selected based on this probability distribution. This procedure is outlined in Algorithm 6, where in Line 3, the selected columns are scaled [102]. This scaling provides unbiased estimators for matrix-matrix multiplication [56].

Remark 5. Please note that exploiting random uniform sampling of columns (fibers) provides relatively fast computation. However, this method works well only if columns are not highly correlated otherwise they do not provide a reliable compression. In this case other random sampling probability distributions such as leverage scores or length-squared should be used. An alternative approach is to spread out the information of the matrix or uniformize by a prior random projection. This preprocessing step allow applying the uniform sampling [102]. The first step can be performed by fast random matrices mentioned in remarks 3 and 4.

Algorithm 6: Columns sampling

Input : Matrix $\mathbf{X} \in \mathbb{R}^{I \times J}$, $R \in \mathbb{Z}^+$ such that $1 \leq R \leq J$, $\{p_j\}_{j=1}^J$ such that $p_j \geq 0$, and $\sum_{j=1}^J p_j = 1$;

Output: Reduced matrix $\mathbf{Y} \in \mathbb{R}^{I \times R}$,

- 1 **for** $r = 1, 2, \dots, R$ **do**
- 2 Pick $j_r \in \{1, 2, \dots, J\}$ with $\Pr(j_r = \alpha) = p_\alpha$
 $\alpha = 1, 2, \dots, J$;
- 3 Set $\mathbf{Y}(:, j_r) = \frac{\mathbf{X}(:, j_r)}{\sqrt{R p_{j_r}}}$;
- 4 **end**

Applying Algorithm 6 to a given matrix makes a reduction of it by reducing the number of its columns significantly. The sampling low rank approximation is outlined in Algorithm 7. Algorithm 7 picks R columns of the matrix \mathbf{X} and constructs the reduced matrix \mathbf{Y} [102]. The output of Algorithm 7 is used to find the low rank approximation $\mathbf{Y}\mathbf{Y}^T \mathbf{X}$. For more study on this topic we refer to [56], [103].

It is shown that if the sampling is performed based on probability (3), then picking independently $c = O(R \log R / \epsilon^2)$ columns of the matrix \mathbf{X} with replacement for some $0 < \epsilon < 1$ gives an approximation satisfying the following relative error [65], [102]

$$\|\mathbf{X} - \mathbf{CC}^\dagger \mathbf{X}\|_F \leq (1 + \epsilon) \|\mathbf{X} - \mathbf{X}_R\|_F,$$

Algorithm 7: Sampling algorithm for low rank approximation

Input : Matrix $\mathbf{X} \in \mathbb{R}^{I \times J}$, $c, R \in \mathbb{Z}^+$ such that $1 \leq R \leq J$, $\{p_j\}_{j=1}^J$ such that $p_j \geq 0$ and $\sum_{j=1}^J p_j = 1$;

Output: Reduced matrix $\mathbf{Y} \in \mathbb{R}^{I \times R}$ and $\sigma_r, r = 1, 2, \dots, R$;

- 1 **for** $r = 1, 2, \dots, R$ **do**
- 2 Pick $j_r \in \{1, 2, \dots, J\}$ with $\Pr(j_r = \alpha) = p_\alpha$
 $\alpha = 1, 2, \dots, J$;
- 3 Set $\tilde{\mathbf{Y}}(:, j_r) = \frac{\mathbf{X}(:, j_r)}{\sqrt{R p_{j_r}}}$;
- 4 **end**
- 5 Compute $\tilde{\mathbf{Y}}^T \tilde{\mathbf{Y}}$ and its EVD $\tilde{\mathbf{Y}}^T \tilde{\mathbf{Y}} = \sum_{r=1}^R \sigma_r^2 \mathbf{v}_r \mathbf{v}_r^T$;
- 6 Compute $\mathbf{Y}(:, r) = \frac{\tilde{\mathbf{Y}} \mathbf{v}_r}{\sigma_r}$ for $r = 1, 2, \dots, R$.

where \mathbf{C} is a matrix containing the selected columns of \mathbf{X} and \mathbf{X}_R is the best rank- R approximation of \mathbf{X} . Other distributions give additive error, for the detailed theoretical and algorithmic results about sampling algorithm we refer to [56], [65], [102].

3.3 Count Sketch

Count Sketch was originally introduced in the context of data stream [104] and has been used to speed up the matrix-matrix computations [105], [106], [107]. Similarly to random projection and sampling, *Count Sketch* technique aims at capturing the range of a given matrix. The *Count Sketch* operator consists of the following three steps:

- Hashing procedure,
- Grouping together the columns that have the same hash numbers,
- Signing the columns and summing each group as a representative column.

Assume that we want to pick R columns of a matrix. Hashing procedure labels each column of a given data matrix with numbers $1, 2, \dots, R$ with uniform probability, i.e., $1/R$ probability.

In the second step, the columns with the same label are grouped together and finally after signing the columns¹⁵, the columns in each group are summed up as a representative column.

3.4 Randomized algorithms for solving least-squares problems

In this section, we briefly describe the randomized algorithms for solving large-scale least-squares problems. In the procedure of computing the Canonical Polyadic Decomposition [108], [109] and the Tucker decomposition, we often need to solve least-squares problems for tall and skinny coefficient matrices, i.e., the number of rows is much more than the number of columns. For example, let $\mathbf{Q}^{(n)} \in \mathbb{R}^{I_n \times R_n}$ $I_n \gg R_n$ be given matrices, then the following two matrices

$$\bigcirc_{i=1}^N \mathbf{Q}^{(n)} \in \mathbb{R}^{\left(\prod_{n=1}^N I_n\right) \times R_n}, \quad (20)$$

15. By signing we mean multiplying the columns by ± 1 . This is also called binary Rademacher variable.

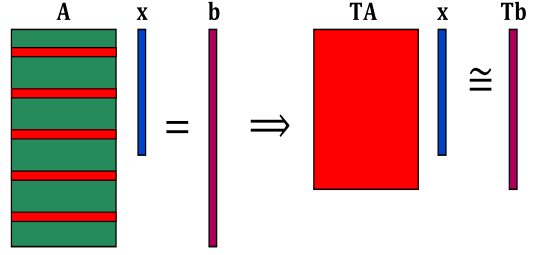


Fig. 4. Randomized row sampling for solving a least-squares problem.

$$\bigotimes_{n=1}^N \mathbf{Q}^{(n)} \in \mathbb{R}^{\left(\prod_{n=1}^N I_n\right) \times \left(\prod_{n=1}^N R_n\right)}, \quad (21)$$

have tall and skinny structures and they arise in the procedure of computation of the CPD and the Tucker decomposition.

Consider the following least-squares problem

$$\mathbf{x} = \arg \min_{\mathbf{x}} \|\mathbf{A}\mathbf{x} - \mathbf{b}\|_2, \quad (22)$$

where we assume that the matrix \mathbf{A} is defined as in (21), the right-hand side is $\mathbf{b} \in \mathbb{R}^{\prod_{n=1}^N I_n}$ and the vector $\mathbf{x} \in \mathbb{R}^{\prod_{n=1}^N I_n}$ is the unknown vector that needs to be determined. The randomized or sketching techniques for solving least-squares problem (22), consider the following alternative least-squares problem

$$\tilde{\mathbf{x}} = \arg \min_{\mathbf{x}} \|\mathbf{T}\mathbf{A}\mathbf{x} - \mathbf{T}\mathbf{b}\|_2, \quad (23)$$

instead of least-squares problem (22) where $\mathbf{T}\mathbf{A}$ and $\mathbf{T}\mathbf{b}$ are reduced form of \mathbf{A} and \mathbf{b} , see Figure 4, for more clarification. Here \mathbf{T} is a sketching matrix. More precisely, \mathbf{T} is a map reducing the dimensionality of matrix \mathbf{A} and right-hand side \mathbf{b} defined as follows

$$\mathbf{T} : \mathbb{R}^{\prod_{n=1}^N I_n} \rightarrow \mathbb{R}^L, \quad L \leq \prod_{n=1}^N I_n.$$

Reduction of \mathbf{A} and \mathbf{b} can be performed based on the idea of random projection or sampling techniques. In the case of uniform sampling, the concept of leverage scores and coherence of matrices play key roles in accuracy of solution obtained by sampling techniques. Actually, in the framework of randomized sampling approach, it is of interest to perform uniform sampling procedure on a matrix whose incoherence is small. The leverage scores of matrices (21) and (20) can be efficiently computed through the leverage scores of smaller matrices $\mathbf{Q}^{(n)}$ [110]. The goal is making reduction in \mathbf{A} and \mathbf{b} so that the solution $\tilde{\mathbf{x}}$ of the least-squares problem (23) satisfies

$$\|\mathbf{A}\tilde{\mathbf{x}} - \mathbf{b}\|_2 \leq (1 + \varepsilon) \|\mathbf{A}\mathbf{x}^* - \mathbf{b}\|_2,$$

with a high probability where \mathbf{x}^* is the optimal solution of least-squares problem (22) and $\varepsilon > 0$ is a given tolerance. The interested readers are referred to [89] for a detailed study on this topic.

TABLE 2
List of state of the art randomized algorithms applied to unfolding matrices.

Single-Pass algorithms	Multi-Pass Algorithms
	BRSVD [19] (Basic Randomized SVD)
	RSVD-PI (RSVD Power Iteration) [18]
Single-Pass-svd [19]	Compressed SVD (CSVD) [111]
Single-Pass-range [19]	RSVD-BKlr (RSVD Block Krylov Iteration) [18]
	PCAFast [112]
	FRPCA (Fast Randomized PCA) [113]
	RSVDPack [114]

3.5 State-of-the-art Randomized algorithms for low-rank approximation of unfolding matrices

The main building block of computation of the Tucker decomposition or the HOSVD is low-rank approximation of unfolding matrices. Keeping this in mind, clearly all techniques and algorithms proposed for matrices can also be utilized for the computation of the Tucker decomposition or the HOSVD. More precisely, any progress in low-rank approximation of matrices naturally leads to a progress in the Tucker decomposition or the HOSVD. In this section, we introduce state-of-the-art randomized algorithms for low-rank approximation of matrices some of which have been developed for sparse matrices. The list of these algorithms is outlined in Table 2. All randomized algorithms mentioned in Table 2 belong to the fixed-rank category. Moreover, we also examine fixed-precision randomized algorithms for which the rank of matrices are chosen adaptively. Such algorithms require only a tolerance as an input. We use randomized rank-revealing Algorithm 5, for the case of fixed-precision algorithms [93], [94]. The single-pass algorithms in the left-hand side of Table 2 are used for the approximation of the SVD and the approximation in the \mathbf{QB} form respectively. Here \mathbf{Q} , is an orthonormal basis for the range of a given data matrix. To the best of our knowledge, these algorithms are among the best randomized algorithms for low-rank approximation of matrices. Actually, our empirical results confirmed this. Examining state-of-the-art algorithms for tensors can be considered as one of our contributions in this paper. Explaining details of each of these randomized algorithms is beyond the scope of this paper due to lack of space. The are readers referred to the mentioned references for more details.

4 RANDOMIZED TUCKER DECOMPOSITION AND RANDOMIZED HOSVD

It can be seen that the most computationally expensive part of HOSVD or STHOSVD is low-rank approximation of unfolding matrices. Randomized algorithms for computations of HOSVD are algorithms which use randomized algorithms instead of truncated (or economic) SVD to compute low-rank approximations of unfolding matrices. In this section, we discuss a variety of algorithms for this goal. The focus of our presentation is the algorithmic description. We ignore the corresponding sophisticated error analysis

which is beyond the scope of this paper. The interested readers are referred to the relevant references for this issue. In the rest of the paper, we focus on the following randomized algorithms for computation of the Tucker decomposition and HOSVD

- Random projection HOSVD algorithm [59], [62], [115],
- Random projection Orthogonal Iteration (HOOI) algorithm [59],
- Randomized Sequentially truncated HOSVD (R-STHOSVD) [116],
- Randomized Adaptive Tucker approximation [62],
- Randomized Higher Order Interpolatory Decomposition (HOID) [117],
- Randomized sampling and TensorSketch for HOSVD [60], [61],
- Cross-approximation HOSVD [118], [119],
- Randomized algorithms for steaming data [120].

These algorithms are outlined in Algorithms 8-19 and basically they are the same as for matrices and just the difference is in the strategy used for generating orthonormal bases for the range of unfolding matrices $\mathbf{X}_{(n)}$.

4.0.1 Randomized HOSVD decomposition

Algorithms 8 and 9, randomized versions of the HOSVD and HOOI algorithms [59].

Algorithm 8: Random projection HOSVD Algorithm

Input : A tensor $\underline{\mathbf{X}} \in \mathbb{R}^{I_1 \times I_2 \times \dots \times I_N}$, and a multilinear rank (R_1, R_2, \dots, R_N) ;

Output: Approximative HOSVD of tensor $\underline{\mathbf{X}}$ as $[\underline{\mathbf{S}}; \mathbf{Q}^{(1)}, \mathbf{Q}^{(2)}, \dots, \mathbf{Q}^{(N)}]$;

- 1 $\underline{\mathbf{Z}} = \underline{\mathbf{X}}$;
 - 2 **for** $n = 1, 2, \dots, N$ **do**
 - 3 Compute $\mathbf{W}^{(n)} = \mathbf{Z}_{(n)} \mathbf{\Omega}^{(n)}$, where $\mathbf{\Omega}^{(n)}$ is an $(\prod_{k \neq n} I_k) \times R_n$ random Gaussian matrix;
 - 4 Compute $\mathbf{Q}^{(n)}$ as an orthonormal basis of $\mathbf{W}^{(n)}$ by using, e.g., the QR decomposition;
 - 5 **end**
 - 6 Compute core tensor $\underline{\mathbf{S}} \equiv \underline{\mathbf{X}} \times_1 \mathbf{Q}^{(1)T} \times_2 \mathbf{Q}^{(2)T} \dots \times_N \mathbf{Q}^{(N)T}$;
-

Both Algorithms 8 and 9 are not adaptive therefore they need an estimation of multilinear rank (R_1, R_2, \dots, R_N) which may be impractical in real application. To overcome this difficulty, it is possible to apply the adaptive randomized Algorithm 5 within Algorithms 8 and 9 instead of classical (standard) rank-dependent randomized Algorithm 3. In this case, the multilinear rank of a given tensor is obtained automatically.

Also, a different strategy has been used in [62] for adaptively computing the multilinear rank of tensors. This idea basically relies on solving Problems (9)-(10) numerically and finding orthonormal matrices $\mathbf{Q}^{(n)}$. Using the following identity

$$\|\underline{\mathbf{X}}\|_F^2 = \|\underline{\mathbf{X}} \times_n (\mathbf{Q}^{(n)} \mathbf{Q}^{(n)T})\|_F^2 + \|\underline{\mathbf{X}} \times_n (\mathbf{I} - \mathbf{Q}^{(n)} \mathbf{Q}^{(n)T})\|_F^2,$$

Algorithm 9: Random projection HOOI algorithm

Input : A tensor $\underline{\mathbf{X}} \in \mathbb{R}^{I_1 \times I_2 \times \dots \times I_N}$, and a multilinear rank (R_1, R_2, \dots, R_N) ;

Output: Approximative HOSVD of a tensor $\underline{\mathbf{X}}$ as $[\underline{\mathbf{S}}; \mathbf{Q}^{(1)}, \mathbf{Q}^{(2)}, \dots, \mathbf{Q}^{(N)}]$;

- 1 Initialize factor matrices $\mathbf{Q}^{(n)} \in \mathbb{R}^{I_n \times R_n}$ as factor matrices of HOSVD or random Gaussian matrices;
- 2 **while** *Until convergence* **do**
- 3 **for** $n = 1, 2, \dots, N$ **do**
- 4 $\underline{\mathbf{S}} = \underline{\mathbf{X}} \times_{p \neq n} \left\{ \mathbf{Q}^{(p)T} \right\}$;
- 4 Compute $\mathbf{W}^{(n)} = \underline{\mathbf{S}}_{(n)} \Omega^{(n)}$ where $\Omega^{(n)} \in \mathbb{R}^{\prod_{p \neq n} R_p \times R_n}$ is a random matrix drawn from Gaussian distribution;
- 5 Compute $\mathbf{Q}^{(n)} \in \mathbb{R}^{I_n \times R_n}$ as an orthonormal basis of $\mathbf{W}^{(n)}$, e.g., by using QR decomposition
- 6 **end**
- 7 $\underline{\mathbf{S}} = \underline{\mathbf{S}} \times_N \mathbf{Q}^{(N)T}$
- 8 **end**

it can be shown that

$$\begin{aligned} & \left\| \underline{\mathbf{X}} - \underline{\mathbf{X}} \times_1 \left(\mathbf{Q}^{(1)} \mathbf{Q}^{(1)T} \right) \times_2 \dots \times_N \left(\mathbf{Q}^{(N)} \mathbf{Q}^{(N)T} \right) \right\|_F^2 \\ & \leq \sum_{n=1}^N \left\| \underline{\mathbf{X}} - \underline{\mathbf{X}} \times_n \left(\mathbf{Q}^{(n)} \mathbf{Q}^{(n)T} \right) \right\|_F^2, \end{aligned}$$

for $n = 1, 2, \dots, N$. This implies that finding orthonormal factor matrices is equivalent to finding orthonormal matrices $\mathbf{Q}^{(n)} \in \mathbb{R}^{I_n \times R_n}$ that satisfy

$$\begin{aligned} & \left\| \underline{\mathbf{X}} - \underline{\mathbf{X}} \times_n \left(\mathbf{Q}^{(n)} \mathbf{Q}^{(n)T} \right) \right\|_F^2 = \\ & \left\| \underline{\mathbf{X}} \times_n \left(\mathbf{I} - \mathbf{Q}^{(n)} \mathbf{Q}^{(n)T} \right) \right\|_F^2 \leq \frac{\varepsilon}{N}. \end{aligned} \quad (24)$$

The Formula (24) is equivalent to

$$\left\| \left(\mathbf{I}_{I_n} - \mathbf{Q}^{(n)} \mathbf{Q}^{(n)T} \right) \mathbf{X}_{(n)} \right\|_F^2 \leq \frac{\varepsilon}{N}, \quad (25)$$

and as a result, it is sufficient to find the factor matrix $\mathbf{Q}^{(n)}$ which captures the range of the unfolding matrix $\mathbf{X}_{(n)}$. Here, the available randomized algorithms for matrices can be applied.

Following the above discussion, Algorithm 10 has been proposed in [62] to solve Problem (25) which is a direct generalization of the matrix case for capturing the range of a given matrix. For more study, see Algorithm 4.2 in [19]. This algorithm has potential to instability because the small size of the vector $\tilde{\mathbf{q}}_k$ can cause numerical problems. Algorithm 11 is a more robust algorithm where the norm of the vector $\tilde{\mathbf{q}}_k$ is controlled by utilizing more Gaussian vectors in each of the modes and also choosing a vector with the largest Euclidean norm. This is actually done by the boolean flag variable used within the algorithm. Applying these algorithms to unfolding matrices, we can compute all orthonormal bases. The details of this procedure are outlined in Algorithm 12 [62]. This algorithm solves subproblem (24) for $n = 1, 2, \dots, N$ sequentially applying either Algorithm 11 or 12 and the orthogonal basis matrices $\left\{ \mathbf{Q}^{(1)}, \mathbf{Q}^{(2)}, \dots, \mathbf{Q}^{(N)} \right\}$ are computed where the multilinear rank (R_1, R_2, \dots, R_N) is found automatically (adaptively).

Algorithm 10: The randomized algorithm for solving Problem (24)

Input : $\underline{\mathbf{X}} \in \mathbb{R}^{I_1 \times I_2 \times \dots \times I_N}$;

Output: A columnwise orthogonal matrix $\mathbf{Q}^{(n)} \in \mathbb{R}^{I_n \times R_n}$;

- 1 $k = 0, \mathbf{Q}^{(0)} = 0$;
- 2 **while** *satisfying the stopping criterion* **do**
- 3 Draw $N - 1$ standard Gaussian vectors $\omega_m \in \mathbb{R}^{I_m}$ with $m = 1, 2, \dots, N$ ($m \neq n$);
- 4 Compute $\mathbf{y}_k = \underline{\mathbf{X}} \bar{\times}_1 \omega_1 \bar{\times}_2 \dots \bar{\times}_{n-1} \omega_{n-1} \bar{\times}_{n+1} \omega_{n+1} \dots \bar{\times}_N \omega_N$
- 5 **if** $k > 1$ **then**
- 6 Compute $\tilde{\mathbf{q}}_k = \left(\mathbf{I}_{I_n} - \mathbf{Q}^{(k-1)} \mathbf{Q}^{(k-1)T} \right) \mathbf{y}_k$;
- 7 **end**
- 8 Normalize $\mathbf{q}_k = \frac{\tilde{\mathbf{q}}_k}{\|\tilde{\mathbf{q}}_k\|_2}$ and form $\mathbf{Q}^{(k)} = \left[\mathbf{Q}^{(k-1)}, \mathbf{q}_k \right]$;
- 9 $k = k + 1$;
- 10 **end**

4.0.2 Randomized Sequentially Truncated HOSVD (r-STHOSVD) Algorithm

Similar to HOSVD and HOOI algorithms, the randomized versions (both adaptive and in-adaptive) of Sequentially Truncated HOSVD (STHOSVD) algorithm, can be also presented. These algorithms are outlined in Algorithms 13 and 14 respectively [116]. The main difference between them is that in one of the algorithms, the rank is automatically selected by the algorithm while the other needs the multilinear rank as an input. Both of these algorithms do not preserve the structure of the data tensor. A structural preserving version of Algorithm 13 called *Structure-preserving STHOSVD* (SP-STHOSVD) is developed in [116].

4.0.3 Randomized Higher order Interpolatory Decomposition (HOID)

Higher Order Interpolatory Decomposition (HOID) is an approach for finding an approximation of Tucker decomposition of tensors where the factor matrices are not required to be orthogonal. This approach uses strong rank-revealing QR (RRQR) for finding a basis for unfolding matrices $\mathbf{X}_{(n)}$. Assume $\mathbf{X}_{(n)} \in \mathbb{R}^{I \times J}$ is a given matrix whose Pivoted QR factorization is

$$\mathbf{X}_{(n)} \mathbf{\Pi} = \mathbf{Q} \mathbf{R}, \quad (26)$$

where $\mathbf{\Pi} \in \mathbb{R}^{J \times J}$ and $\mathbf{Q} \in \mathbb{R}^{I \times I}$ are permutation and orthogonal matrices respectively. The permutation matrix $\mathbf{\Pi}$ and the corresponding orthogonal matrix \mathbf{Q} are partitioned as follows

$$\mathbf{\Pi} = [\mathbf{\Pi}_1 \ \mathbf{\Pi}_2], \quad \mathbf{Q} = [\mathbf{Q}_1 \ \mathbf{Q}_2], \quad (27)$$

where $\mathbf{\Pi}_1 \in \mathbb{R}^{J \times K}$, $\mathbf{\Pi}_2 \in \mathbb{R}^{J \times (J-K)}$, $\mathbf{Q}_1 \in \mathbb{R}^{I \times K}$, $\mathbf{Q}_2 \in \mathbb{R}^{I \times (I-K)}$. Here Equation (26) can be rewritten to

$$\mathbf{X}_{(n)} [\mathbf{\Pi}_1 \ \mathbf{\Pi}_2] = [\mathbf{Q}_1 \ \mathbf{Q}_2] \begin{bmatrix} \mathbf{R}_{11} & \mathbf{R}_{12} \\ \mathbf{0} & \mathbf{R}_{22} \end{bmatrix}, \quad (28)$$

Algorithm 11: The adaptive randomized algorithm for solving (24) [19], [62].

Input : $\underline{\mathbf{X}} \in \mathbb{R}^{I_1 \times I_2 \times \dots \times I_N}$, an integer P , a tolerance ϵ' , a Boolean flag "take max" and maximum number of iterations R_{max} ;

Output: A columnwise orthogonal matrix $\mathbf{Q}^{(n)} \in \mathbb{R}^{I_n \times R_n}$;

Draw $N - 1$ independent families $\{\omega_m^{(p)} \in \mathbb{R}^{I_m} : p = 1, 2, \dots, P\}$ of standard Gaussian vectors where $m = 1, 2, \dots, N$ ($m \neq n$);

- 1 Compute $\mathbf{y}_p = \underline{\mathbf{X}} \bar{\omega}_1^{(p)} \bar{\omega}_2 \dots \bar{\omega}_{n-1} \omega_{n-1}^{(p)} \bar{\omega}_{n+1} \omega_{n+1}^{(r)} \bar{\omega}_{n+2} \dots \bar{\omega}_N \omega_N^{(r)}$ with $r = 1, 2, \dots, P$;
- 2 Start with an empty basis matrix $\mathbf{Q}^{(0)}$ and set $k = 0$;
- 3 **while** $\max\{\|\mathbf{y}_{k+1}\|_2, \|\mathbf{y}_{k+2}\|_2, \dots, \|\mathbf{y}_{k+P}\|_2\} > \epsilon'$ or $k < R_{max}$ **do**
- 4 Set $k = k + 1$;
- 5 **if** the value of take max is True **then**
- 6 Choose $k_0 \in \{k + 1, \dots, k + P\}$ such that $\|\mathbf{y}_{k_0}\|_2 = \max\{\|\mathbf{y}_{k+1}\|_2, \|\mathbf{y}_{k+2}\|_2, \dots, \|\mathbf{y}_{k+P}\|_2\}$;
- 7 $\mathbf{y}_k = (\mathbf{I}_{I_n} - \mathbf{Q}^{(k-1)} \mathbf{Q}^{(k-1)T}) \mathbf{y}_{k_0}$ if $k > 1$;
- 8 **else**
- 9 $\mathbf{y}_k = (\mathbf{I}_{I_n} - \mathbf{Q}^{(k-1)} \mathbf{Q}^{(k-1)T}) \mathbf{y}_k$ if $k > 1$;
- 10 **end**
- 11 Compute $\mathbf{q}_k = \frac{\mathbf{y}_k}{\|\mathbf{y}_k\|_2}$ and form $\mathbf{Q}^{(k)} = [\mathbf{Q}^{(k-1)}, \mathbf{q}_k]$;
- 12 Draw $N - 1$ standard Gaussian vectors $\mathbf{c}_m \in \mathbb{R}^{I_m}$ where $m = 1, 2, \dots, N$ ($m \neq n$);
- 13 Compute $\mathbf{y}_{k+P} = (\mathbf{I}_{I_m} - \mathbf{Q}^{(k)} \mathbf{Q}^{(k)T}) (\underline{\mathbf{X}} \bar{\omega}_1 \bar{\omega}_2 \dots \bar{\omega}_{n-1} \omega_{n-1} \bar{\omega}_{n+1} \omega_{n+1} \dots \bar{\omega}_N \omega_N)$;
- 14 **for** $i = k + 1, k + 2, \dots, k + P - 1$ **do**
- 15 $\mathbf{y}_i = \mathbf{y}_i - (\mathbf{q}_k^T \mathbf{y}_i) \mathbf{q}_k$
- 16 **end**
- 17 **end**
- 18 Set $\mathbf{Q} = \mathbf{Q}^{(n)}$ and R_n as the number of all columns of $\mathbf{Q}^{(n)}$.

Algorithm 12: The adaptive randomized algorithm for solving Problem (9) [62].

Input : A tensor $\underline{\mathbf{X}} \in \mathbb{R}^{I_1 \times I_2 \times \dots \times I_N}$, an integer P , a prescribed tolerance ϵ , a Boolean flag take max, and maximum number of iterations R_{max} ;

Output: N columnwise orthogonal matrices $\mathbf{Q}^{(n)} \in \mathbb{R}^{I_n \times R_n}$ with $n = 1, 2, \dots, N$;

- 1 Set the temporary tensor $\underline{\mathbf{S}} = \underline{\mathbf{X}}$;
- 2 **for** $n = 1, 2, \dots, N$ **do**
- 3 Implement Algorithm 11 or 10 with $\underline{\mathbf{S}}$ to generate the columnwise orthogonal matrix $\mathbf{Q}^{(n)} \in \mathbb{R}^{I_n \times R_n}$;
- 4 Set $\mathbf{Q}^{(n)}$ as a orthonormal basis for the range of unfolding matrix $\mathbf{X}_{(n)}$ and R_n as the number of all columns of $\mathbf{Q}^{(n)}$;
- 5 $\underline{\mathbf{S}} = \underline{\mathbf{S}} \times_n \mathbf{Q}^{(n)T}$;
- 6 **end**

Algorithm 13: Randomized Sequentially Truncated HOSVD (r-STHOSVD) algorithm

Input : A tensor $\underline{\mathbf{X}} \in \mathbb{R}^{I_1 \times I_2 \times \dots \times I_N}$, and a multilinear rank (R_1, R_2, \dots, R_N) ;

Output: Approximative representation of a tensor in Tucker format, $\underline{\mathbf{X}} = [\underline{\mathbf{S}}; \mathbf{Q}^{(1)}, \mathbf{Q}^{(2)}, \dots, \mathbf{Q}^{(N)}]$;

- 1 $\mathbf{Z} = \mathbf{X}_{(n)}$;
- 2 **for** $n = 1, 2, \dots, N$ **do**
- 3 $[\mathbf{Q}^{(n)}, \sim, \sim] = \text{rsvd}(\mathbf{S}_{(n)}, R_n)$;
- 4 $\underline{\mathbf{S}} = \underline{\mathbf{S}} \times_n \mathbf{Q}^{(n)T}$;
- 5 **end**
- 6 Return $\underline{\mathbf{X}} \cong [\underline{\mathbf{S}}; \mathbf{Q}^{(1)}, \mathbf{Q}^{(2)}, \dots, \mathbf{Q}^{(N)}]$

Algorithm 14: Adaptive Randomized Sequentially Truncated HOSVD Algorithm (ar-STHOSVD)

Input : Full N -tensor $\underline{\mathbf{X}} \in \mathbb{R}^{I_1 \times I_2 \times \dots \times I_N}$ and tolerance ϵ ;

Output: Approximative representation of a tensor in the Tucker format $\underline{\mathbf{X}} = [\underline{\mathbf{S}}, \mathbf{Q}^{(1)}, \mathbf{Q}^{(2)}, \dots, \mathbf{Q}^{(N)}]$;

- 1 Set $\underline{\mathbf{S}} = \underline{\mathbf{X}}$
- 2 **for** $n = 1, 2 \dots N$ **do**
- 3 $\mathbf{Q}^{(n)} = \text{Apply Algorithm 5 on } \mathbf{S}_{(n)}$.
- 4 $\underline{\mathbf{S}} = \underline{\mathbf{S}} \times_n \mathbf{Q}^{(n)T}$
- 5 **end**

where $\mathbf{R}_{11} \in \mathbb{R}^{K \times K}$, $\mathbf{R}_{12} \in \mathbb{R}^{K \times (I_2 - K)}$, $\mathbf{R}_{22} \in \mathbb{R}^{(I_2 - K) \times (J - K)}$ and $\mathbf{0} \in \mathbb{R}^{(I_2 - K) \times K}$ with all entries equal to zero. From (28), by straightforward computations we have

$$\mathbf{Q}^{(n)} \equiv \mathbf{X}_{(n)} \mathbf{\Pi}_1 = \mathbf{Q}_1 \mathbf{R}_{11},$$

$$\mathbf{X}_{(n)} \mathbf{\Pi}_2 = \mathbf{Q}_1 \mathbf{R}_{12} + \mathbf{Q}_2 \mathbf{R}_{22} \cong \mathbf{Q}_1 \mathbf{R}_{12},$$

if $\|\mathbf{R}_{22}\|_2$ is small enough. It can be seen that

$$\mathbf{X}_{(n)} \cong [\mathbf{Q}_1 \mathbf{R}_{11}, \mathbf{Q}_1 \mathbf{R}_{12}] \mathbf{\Pi}^T \quad (29)$$

and substituting $\mathbf{Q}_1 = \mathbf{Q}^{(n)} \mathbf{R}_{11}^{-1}$ in (29), we have

$$\mathbf{X}_{(n)} \cong \mathbf{Q}^{(n)} \mathbf{F}^T, \quad \mathbf{F}^T = [\mathbf{I} \quad \mathbf{R}_{11}^{-1} \mathbf{R}_{12}] \mathbf{\Pi}^T,$$

which is a low rank approximation for the matrix $\mathbf{X}_{(n)}$. The matrix $\mathbf{Q}^{(n)}$ which is a full-rank matrix¹⁶ can be used as an approximation for the basis of range of matrix $\mathbf{X}_{(n)}$. The HOID algorithm applies the earlier procedure on all unfolding matrices $\mathbf{X}_{(n)}$ and computes the basis matrices $\mathbf{Q}^{(n)}$. Afterwards, the core tensor $\underline{\mathbf{S}}$ can be computed by (7) or an approximation for $\underline{\mathbf{X}}$ can be directly computed via (8). This procedure is summarized in Algorithm 15. Also, an accelerated version of this algorithm called *Sequentially Truncated HOID* (STHIOD) is developed in [117] and like Algorithm Sequentially Truncated HOSVD Algorithm 11, at each step of algorithm the size of unfolding matrices are reduced.

16. Because it is a multiplication of nonsingular and orthogonal matrices.

Algorithm 15: HOID Algorithm

Input : A tensor $\underline{\mathbf{X}} \in \mathbb{R}^{I_1 \times I_2 \times \dots \times I_N}$, and a multilinear rank (R_1, R_2, \dots, R_N) ;
Output: Tucker decomposition $[\underline{\mathbf{S}}; \mathbf{Q}^{(1)}, \mathbf{Q}^{(2)}, \dots, \mathbf{Q}^{(N)}]$;

- 1 **for** $n = 1, 2, \dots, N$ **do**
- 2 Compute an interpolatory decomposition of unfolding $\mathbf{X}_{(n)} \cong \mathbf{Q}^{(n)} \mathbf{F}_n^T$
 {where $\mathbf{Q}^{(n)} \in \mathbb{R}^{I_n \times R_n}$ are columns of $\mathbf{X}_{(n)}$ };
- 3 **end**
- 4 Compute core tensor $\underline{\mathbf{S}} \in \mathbb{R}^{R_1 \times R_2 \times \dots \times R_N}$ as

$$\underline{\mathbf{S}} = \underline{\mathbf{X}} \times_1 \mathbf{Q}^{(1)\dagger} \dots \times_N \mathbf{Q}^{(N)\dagger}$$

4.0.4 Randomized sampling HOSVD

In randomized sampling HOSVD, each factor matrix $\mathbf{Q}^{(n)}$ is computed by sampling columns of the corresponding unfolding matrices $\mathbf{X}_{(n)}$. The structure of this approach is outlined in Algorithm 18 where in the Lines 2-3, either Algorithm 16 or Algorithm 17 can be applied to find a basis for $\mathbf{X}_{(n)}$ [98]. In Algorithms 16 and 17, \mathbf{X}_S denotes a matrix whose columns are taken from the columns of a matrix \mathbf{X} with indices coming from subset S [98].

It is proved that both Algorithms 16 and 17 provide additive errors by choosing the parameters properly, for more details we refer to [61]. It is worth mentioning that Algorithm 17 involves a parameter t for refining the approximation leading to better accuracy. After computing an approximation for the range of unfolding matrices, they can be used to find a Tucker approximation (6) for the given tensor $\underline{\mathbf{X}}$, although they can be orthogonalized by QR decomposition to be used for a HOSVD approximation. A main drawback of sampling algorithms 16 and 17 is that they need the Euclidean norm of all columns which is expensive for large matrices. As we mentioned in Section 3.2, the procedure of column or row selection can be performed based on different kinds of probability distributions such as uniform or other distributions and also with or without replacement. Moreover, the algorithms naturally provide either additive or relative errors.

Algorithm 16: Single-pass algorithm for column selection

Input : $\mathbf{X} \in \mathbb{R}^{I \times J}$, $R \in \mathbb{Z}^+$ s.t. $1 \leq R \leq J$;
Output: $\mathbf{Q} \in \mathbb{R}^{I \times R}$, s.t. $\mathbf{Q}\mathbf{Q}^\dagger \mathbf{X} \cong \mathbf{X}$;

- 1 Compute (for some positive $\beta \leq 1$) probabilities $\{p_j\}_{j=1}^J$ s.t.

$$p_j \geq \beta \|\mathbf{X}(:, j)\|^2 / \|\mathbf{X}\|_F^2,$$
 where $\mathbf{X}(:, j)$ is the j -th column of \mathbf{X} as a column vector;
- 2 $S = \{\}$;
- 3 **for** $r = 1, 2, \dots, R$ **do**
- 4 Pick $j_r \in \{1, 2, \dots, J\}$ with $\Pr[j_r = \alpha] = p_\alpha$;
- 5 $S = S \cup \{j_r\}$
- 6 **end**
- 7 $\mathbf{Q} = \mathbf{X}_S$

Algorithm 17: Multi-pass algorithm for column selection

Input : $\mathbf{X} \in \mathbb{R}^{I \times J}$, $R \in \mathbb{Z}^+$ s.t. $1 \leq R \leq J$, $t \in \mathbb{Z}^+$;
Output: $\mathbf{Q} \in \mathbb{R}^{I \times R}$, s.t. $\mathbf{Q}\mathbf{Q}^\dagger \mathbf{X} \cong \mathbf{X}$;

- 1 $S = \{\}$;
- 2 **for** $l = 1, 2, \dots, t$ **do**
- 3 **if** $l == 1$ **then**
- 4 $\mathbf{E}_1 = \mathbf{X}$
- 5 **else**
- 6 $\mathbf{E}_l = \mathbf{X} - \mathbf{X}_S \mathbf{X}_S^\dagger \mathbf{X}$
- 7 **end**
- 8 Compute (for some positive $\beta \leq 1$) probabilities $\{p_j\}_{j=1}^J$ s.t. $p_j \geq \beta \|\mathbf{E}_l(:, j)\|^2 / \|\mathbf{E}_l\|_F^2$, where $\mathbf{E}_l(:, j)$ is the j -th column of \mathbf{E}_l ;
- 9 **for** $r = 1, 2, \dots, R$ **do**
- 10 Pick $j_r \in \{1, 2, \dots, J\}$ with $\Pr[j_r = \alpha] = p_\alpha$;
- 11 $S = S \cup \{j_r\}$
- 12 **end**
- 13 **end**
- 14 $\mathbf{Q} = \mathbf{X}_S$;

Algorithm 18: Low-rank Tucker approximation based on sampling of the unfolding matrices

Input : Tensor $\underline{\mathbf{X}} \in \mathbb{R}^{I_1 \times I_2 \times \dots \times I_N}$,
 $1 \leq R_n \leq \prod_{j=1, j \neq n}^N I_j$, $n = 1, 2, \dots, N$;
Output: Matrices $\mathbf{Q}^{(n)} \in \mathbb{R}^{I_n \times R_n}$, $n = 1, 2, \dots, N$ such that

$$\underline{\mathbf{X}} \cong \underline{\mathbf{X}} \times_1 \mathbf{Q}^{(1)} \mathbf{Q}^{(1)\dagger} \times_2 \dots \times_N \mathbf{Q}^{(N)} \mathbf{Q}^{(N)\dagger}$$

- 1 **for** $n = 1, 2, \dots, N$ **do**
- 2 Apply Algorithm 16 on $\mathbf{X}_{(n)}$ to find matrix $\mathbf{Q}^{(n)} \in \mathbb{R}^{I_n \times R_n}$ or;
- 3 Apply Algorithm 17 on $\mathbf{X}_{(n)}$ to find matrix $\mathbf{Q}^{(n)} \in \mathbb{R}^{I_n \times R_n}$ for given parameter t ;
- 4 **end**

The sampling technique can also be used for HOOI algorithm 2. In the randomized HOOI algorithm 9, at each iteration of the algorithm, it needs matrix-matrix multiplication with random matrices and also contraction of the core with factor matrices which may be expensive if the algorithm needs many iterations to converge. Motivated by this fact, in [60], the randomized HOOI algorithm is proposed. The authors reformulate the two main parts of HOOI Algorithm as least-square problems and use sampling strategy to solve them. To be precise, instead of performing Lines 4 and 5 of Algorithm 2, the least-squares problem (12) is solved by sketching algorithms. Also the computation of core tensor $\underline{\mathbf{S}}$ in Line (7), can be equivalently computed by solving the following least-squares problem

$$\underline{\mathbf{S}} = \arg \min_{\underline{\mathbf{S}} \in \mathbb{R}^{R_1 \times R_2 \times \dots \times R_N}} \left\| \mathbf{A}^{(2)} \mathbf{s}_{(\cdot)} - \mathbf{x}_{(\cdot)} \right\|_2^2, \quad (30)$$

where

$$\mathbf{A}^{(2)} = \bigotimes_{n=N}^1 \mathbf{Q}^{(n)},$$

and $\mathbf{x}(\cdot)$ and $\mathbf{s}(\cdot)$ are the vectorized forms of tensors $\underline{\mathbf{X}}$ and $\underline{\mathbf{S}}$ respectively. Here, a sketching technique can also be utilized. One should note that because of a special structure of the coefficient matrix of least-squares problems (12) and (30), sketching procedure can be performed very fast by employing FFT [60]. It is shown in [110] that the leverage scores of matrix $\mathbf{A}^{(2)}$ can be exactly computed through the leverage scores of smaller matrices $\mathbf{Q}^{(n)}$, $n = 1, 2, \dots, N$ which is clearly computationally much expensive than computing the leverage scores of the huge tall and skinny matrix $\mathbf{A}^{(2)}$. Other sampling techniques for HOSVD can be found in [121], [122].

Algorithm 19: Sampling HOOI Algorithm

Input : A tensor $\underline{\mathbf{X}} \in \mathbb{R}^{I_1 \times I_2 \times \dots \times I_N}$, and a multilinear rank (R_1, R_2, \dots, R_N) ;
Output: Approximative representation of a tensor in Tucker format (improved approximation by Tucker-ALS)

- 1 Initialize factor matrices $\mathbf{Q}^{(1)}, \mathbf{Q}^{(2)}, \dots, \mathbf{Q}^{(N)}$ and core tensor $\underline{\mathbf{S}}$ with i.i.d uniformly random entries;
- 2 **while** A stopping criterion is satisfied **do**
- 3 **for** $n = 1, 2, \dots, N$ **do**
- 4 Compute $\mathbf{Q}^{(n)}$ by solving least-squares problem (12) via sketching technique for $n = 1, 2, \dots, N$;
- 5 **end**
- 6 Find core tensor $\underline{\mathbf{S}}$ by solving least-squares problem (30) via sketching technique;
- 7 **end**

Remark 6. Sampling based on leverage scores are used in [123] to find low approximations of unfolding matrices for Hierarchical Tucker decomposition.

4.0.5 Cross-approximation and computation of HOSVD

Cross-approximation¹⁷ [124], [125], [126], is a method for low-rank approximation of matrices. It selects a part of columns and rows of a given large matrix and computes a low-rank approximation of the original matrix based only on these sampled data. To be precise, let matrix $\mathbf{X} \in \mathbb{R}^{I \times J}$ be given and the selected columns and rows are denoted by $\mathbf{C} \in \mathbb{R}^{I \times C}$ and $\mathbf{R} \in \mathbb{R}^{R \times J}$, respectively. A matrix produced by intersecting these columns and rows is denoted as $\mathbf{W} \in \mathbb{R}^{C \times R}$. Then the optimal approximation is achieved by $\mathbf{U} = \mathbf{C}^\dagger \mathbf{X} \mathbf{R}^\dagger$ which is of less practical interest because of the requirement to access the whole data \mathbf{X} . In practice $\mathbf{U} = \mathbf{W}^\dagger$ can be used. The cross-approximation can be used to compute low-rank approximation of unfolding matrices. This approximation is exact if $\text{rank}(\mathbf{X}) \leq \min\{C, R\}$, but for general setting the matrix \mathbf{W} with maximum volume¹⁸ is close to optimal low rank. Finding a matrix with the maximal volume has exponential complexity but there are greedy algorithms to find suboptimal solutions [127], [128], [129], [130]. Based on cross-approximation idea, several algorithms are proposed in [118], [119] for low Tucker rank approximation. The proposed algorithms in [118] basically apply cross-approximation to unfolding matrices where the long rows of the unfolding matrices can be treated as slice matrices. Here, a low-rank approximation of these

slices can totally reduce the computational complexity of cross-approximation. Two algorithms proposed in [119] are based on the fiber selection and they do not apply cross-approximation to unfolding matrices. The first algorithm is analytic while second one is iterative (adaptive). The analytic one is of less practical interest because it requires quite large number of fibers, but the adaptive one is a straightforward generalization of cross-approximation of matrices to tensors.

We should mention that cross-approximation, sampling and HOID algorithms not necessarily provide approximation with orthogonal property of factor matrices and all-orthogonal of core tensor. This problem can be solved by orthonormalizing the factor matrices and computing the core tensor through multiplication of the original tensor by factor matrices. However, the second computation may be expensive. The cross-approximation algorithms proposed in [11], [118] avoid dealing with the whole data for the computation of the core tensor, although this may cause losing the all-orthogonality property of the core tensor. For more details, we refer to [11], [118]. Moreover, the count sketch operator can be utilized for finding low-rank approximation of unfolding matrices using the same strategy. Also in [131], [132], Higher-order Count Sketch (HCS) is introduced and is used for fast computation of Tucker decomposition.

4.0.6 A randomized algorithm for streaming data tensor

For the case of streaming data¹⁹, two randomized algorithms are proposed in [120] where one of the algorithms needs one pass over the data while the other needs two passes. Here, we describe the one-pass algorithm. First we introduce a tensor sketch operator which is used for computing the important actions of the tensor in each mode and also their corresponding interactions. This is performed by multiplying the unfolding matrices by random matrices and at the same time multiplying the original tensor along its different modes. The structure of this procedure is presented in Lines 1 and 3 of Algorithm 20 where

$$\Omega_n \in \mathbb{R}^{\left(\prod_{i \neq n} I_i\right) \times K_n}, \quad \tilde{\Omega}_n \in \mathbb{R}^{S_n \times I_n},$$

and $K = \{K_1, K_2, \dots, K_N\}$, $S = \{S_1, S_2, \dots, S_N\}$ are sketching parameters and the goal is achieving approximation with multilinear rank $R = (R_1, R_2, \dots, R_N)$. Because of theoretical reasons, the sketching parameters S and K should satisfy $S \geq K \geq R$ (element-wise inequality). To recover the core tensor $\underline{\mathbf{S}}$ without an additional pass over the original data tensor $\underline{\mathbf{X}}$, Line 4 of Algorithm 20 is used and it basically uses Formula (17). Note that in Algorithm 20, $\mathbf{Q}^{(n)} \in \mathbb{R}^{I_n \times K_n}$, $\mathbf{H} \in \mathbb{R}^{S_1 \times S_2 \times \dots \times S_N}$, and it produces an approximate HOSVD with multilinear rank (K_1, K_2, \dots, K_N) . Finally, the obtained core tensor and its corresponding factor matrices are truncated to get a truncated HOSVD approximation with multilinear rank (R_1, R_2, \dots, R_N) . This procedure is illustrated in Figure 6.

Remark 7. Recently, several scalable algorithms were proposed in [133], [134], [135] for computation of HOSVD. These algorithms inherently do not have randomized structures and basically they exploit the idea of *on-the-y-computation* and *parallel row-wise update rule roles* to avoid the *intermediate*

17. Equivalently, (pseudo)-skeleton decomposition or CUR decomposition.

18. The volume of a matrix \mathbf{W} is $|\det(\mathbf{W})|$.

19. Note that the Sketching HOOI algorithm 19 and randomized algorithms proposed in [121] are also applicable for streaming scenario.

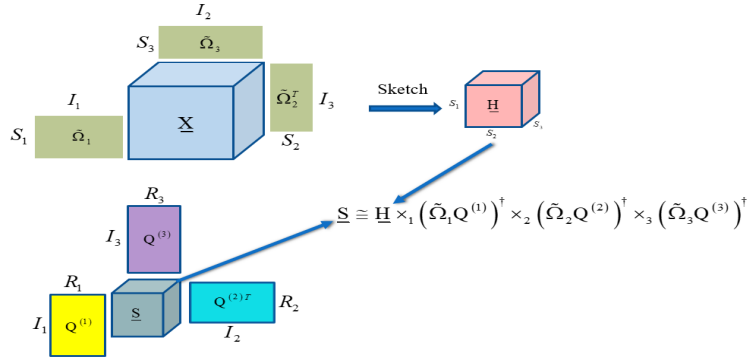


Fig. 5. Randomized single-pass algorithm for streaming data tensor.

Algorithm 20: Optimal Pass Sketch and Low-Rank Recovery for streaming data

Input : Tensor $\underline{\mathbf{X}} \in \mathbb{R}^{I_1 \times I_2 \times \dots \times I_N}$, sketching parameters $K, S, \tilde{S} \geq K$ and predefined multilinear rank (R_1, R_2, \dots, R_N) ;

Output: Approximative representation of a tensor in Tucker format

1 Compute factor sketches, $\mathbf{Y}_n = \underline{\mathbf{X}}_{(n)} \Omega_n, n = 1, 2, \dots, N$;

2 Recover factor matrices, $[\mathbf{Q}^{(n)}, \sim] = \mathbf{QR}(\mathbf{Y}_n)$;

3 Compute core sketch. $\underline{\mathbf{H}} = \underline{\mathbf{X}}_{\times 1} \Omega_1 \times \dots \times_N \tilde{\Omega}_N$;

4 Recover core tensor

$$\underline{\mathbf{S}} = \underline{\mathbf{H}}_{\times 1} (\tilde{\Omega}_1 \mathbf{Q}^{(1)})^\dagger \dots \times_N (\tilde{\Omega}_N \mathbf{Q}^{(N)})^\dagger;$$

5 Truncated the core tensor and factor matrices with multilinear rank (R_1, R_2, \dots, R_N) approximation;

data explosion problem. Combining these algorithms with randomization techniques is our ongoing research topic.

Remark 8. Block Term Decomposition (BTD) [136], [137], [138] is a generalization of CPD and Tucker decomposition and has found many applications such as blind source separation [139], feature extraction [140], electroencephalogram (EEG) analysis [141] etc. Proposing randomized algorithms for this tensor decomposition is a potential research topic needed to be investigated.

Remark 9. Motivated by some applications in Cyber-Physical-Social Systems and Internet of Things (IOT), distributed algorithms for computation of HOSVD were recently developed in [142], [143], [144], [145], [146]. The proposed algorithms mainly distribute the unfolding matrices among several machines and integrate their low-rank approximations to find HOSVD approximation of the original data tensor.

5 Application of HOSVD in fast Canonical Polyadic Decomposition (CPD)

The idea of making a prior reduction in Tucker format for large data tensors and then decomposing the compressed core tensor in CPD format was first proposed by Bro in his PhD thesis [147]. This technique is applicable if the rank of tensor does not exceed

its dimensions. Motivated by this difficulty, a prior reduction in TT format was recently suggested in [148]. In this section, we focus on the former and discuss how randomization can be exploited within the tensor decomposition procedure.

The main procedure of this technique is as follows

- Reducing the dimensionality of a given tensor in Tucker format as a preprocessing step,
- Computing the CPD of the compressed core tensor data in Tucker decomposition
- Recovering the factor matrices of the CPD of the original data from the factor matrices of the CPD of the core tensor

see Figure 6 for more clarification.

Assuming that the data has a low multilinear rank approximation, the first step can be done with randomized HOSVD algorithms. This makes the decomposition procedure of this algorithm much faster compared to the deterministic counterparts because of utilizing randomized algorithms.

Let us consider tensor $\underline{\mathbf{X}} \in \mathbb{R}^{I_1 \times I_2 \times \dots \times I_N}$. The goal is finding a set of orthonormal matrices $\mathbf{Q}^{(n)} \in \mathbb{R}^{I_n \times R_n}, n = 1, 2, \dots, N$ such that

$$\underline{\mathbf{X}} \approx \underline{\mathbf{X}}_{\times 1} \mathbf{Q}^{(1)} \mathbf{Q}^{(1)T} \times_2 \dots \times_N \mathbf{Q}^{(N)} \mathbf{Q}^{(N)T}, \quad (31)$$

capturing the actions of tensor $\underline{\mathbf{X}}$ along its different modes. Algorithm 21 was proposed in [149] to find orthogonal matrices $\mathbf{Q}^{(n)}, n = 1, 2, \dots, N$ and it sequentially computes the factor matrices based on the idea of Sequentially Truncated HOSVD (STHOSVD) [74]. It is possible to compute the compressed core tensor $\underline{\mathbf{S}}$ in the last step via

$$\underline{\mathbf{S}} = \underline{\mathbf{X}}_{\times 1} \mathbf{Q}_1^T \times_2 \dots \times_N \mathbf{Q}_N^T \in \mathbb{R}^{R_1 \times R_2 \times \dots \times R_N}.$$

However, this is done in a sequential manner where at each step of the algorithm, the size of the core tensor $\underline{\mathbf{S}}$ will be reduced leading to a significant reduction in running time and computational complexity. The algorithm is equipped with random projection together with oversampling and power iteration techniques. However Algorithm 21 needs estimations of multilinear rank which may be difficult. This can be solved by using randomized (rank-revealing) STHOSVD [116] where the multilinear rank of a tensor is automatically computed. It is worth mentioning that the LU decomposition used instead of QR decomposition in *power iteration* loop (Line 6-10) because it has lower computational complexity [150].

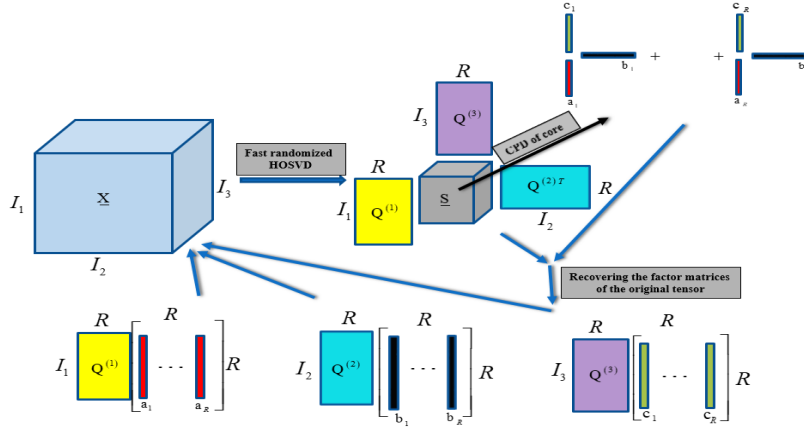


Fig. 6. Fast randomized CPD with prior HOSVD compression.

Algorithm 21: Randomized tensor compression algorithm in Tucker format

Input : A tensor $\underline{\mathbf{X}} \in \mathbb{R}^{I_1 \times I_2 \times \dots \times I_N}$, a predefined multilinear rank (R_1, R_2, \dots, R_N) , a target rank k , oversampling parameter P and power iterations parameter q ;

Output: Approximative representation of the tensor $\underline{\mathbf{X}}$ in Tucker format $[\underline{\mathbf{S}}; \mathbf{Q}^{(1)}, \mathbf{Q}^{(2)}, \dots, \mathbf{Q}^{(N)}]$;

```

1 Set  $\underline{\mathbf{S}} = \underline{\mathbf{X}}$ ;
2 for  $n = 1, \dots, N$  do
3    $I, J = \dim(\underline{\mathbf{S}}_{(n)})$ ;
4    $\Omega_n = \text{rand}(J, R_n + P)$ ;
5    $\mathbf{Y} = \underline{\mathbf{S}}_{(n)} \Omega_n$ ;
6   for  $j = 1, \dots, q$  do
7      $[\mathbf{Q}, \sim] = \text{lu}(\mathbf{Y})$ ;
8      $[\mathbf{Z}, \sim] = \text{lu}(\mathbf{S}_{(n)}^T \mathbf{Q})$ ;
9      $\mathbf{Y} = \underline{\mathbf{S}}_{(n)} \mathbf{Z}$ ;
10  end
11   $[\mathbf{Q}^{(n)}, \sim] = \text{qr}(\mathbf{Y})$ ;
12   $\underline{\mathbf{S}} = \underline{\mathbf{S}} \times_n \mathbf{Q}^{(n)T}$ 
13 end

```

The output of Algorithm 21 is a compressed tensor $\underline{\mathbf{S}}$ of multilinear rank (R_1, R_2, \dots, R_N) is an approximation of original tensor $\underline{\mathbf{X}}$. In the next step, the classical algorithms such as CP-ALS algorithm can be applied to the core tensor $\underline{\mathbf{S}}$.

In the final step, the factor matrices of the original tensor $\underline{\mathbf{X}}$ can be recovered from the factors of the compressed tensor $\underline{\mathbf{S}}$. Let $[[\tilde{\mathbf{A}}^{(1)}, \tilde{\mathbf{A}}^{(2)}, \dots, \tilde{\mathbf{A}}^{(N)}]]$ be the CPD of compressed tensor $\underline{\mathbf{S}}$ where $\tilde{\mathbf{A}}^{(n)} \in \mathbb{R}^{R_n \times R}$, $n = 1, 2, \dots, N$. Then the CPD of the original tensor is

$$\underline{\mathbf{X}} \cong [[\mathbf{A}^{(1)}, \mathbf{A}^{(2)}, \dots, \mathbf{A}^{(N)}]],$$

where $\mathbf{A}^{(n)} = \mathbf{Q}^{(n)} \tilde{\mathbf{A}}^{(n)}$, $n = 1, 2, \dots, N$.

Remark 10. The idea of prior reduction of the data in TT format for computation of CPD was suggested in [148]. Randomized variant of these algorithms can also be developed.

6 SIMULATIONS

In this section, we experimentally examine some of the randomized algorithms presented in Section 4 and study their efficiency and performance. All numerical simulations were performed on a laptop computer with 2.60 GHz Intel(R) Core(TM) i7-5600U processor and 8GB memory. We real data in our simulations. Although sampling procedure can be done based on different types of probability distribution but we use uniform and leverage score samplings in our computations.

6.0.1 Pretrained VGG-16 and VGG-19 convolutional neural network

In this experiment, we consider the VGG-19 and the VGG-16 deep convolutional neural networks trained on Imagenet database, for classifying 1000 types of objects such as pencil, animals etc. with more than millions of parameters required for their representations. These deep neural networks (DNNs) consist of 47 and 41 layers respectively, including convolutional and fully connected layers. We study the second last fully connected layers of these DNNs (layer number 42 of the VGG-18 and layer number 39 of the VGG-16) and compress them by computing low multilinear rank approximations of them. The weight matrix of the 42th layer of the VGG-18 (also the weight matrix of the 39th layer of the VGG-16) is of size 4096×4096 and we reshape these weight matrices to 3th-order tensors of size $256 \times 256 \times 256$. We use multilinear rank $(50, 50, 50)$ for randomized algorithms and tolerance $\epsilon = 10^{-1}$ for fixed-precision Algorithm 5. The results of this simulation are reported in Table 3 where Rel-Err denotes the relative errors of approximations.

6.0.2 CIFAR-10 and CIFAR-100 datasets

CIFAR-10 and CIFAR-100 datasets are two celebrated databases used in training DNNs for the task of object classification. Both of them consist of 50000 training and 10000 testing colour images of size $32 \times 32 \times 3$ respectively. The CIFAR-10 is used to classify 10 classes of objects while there are 100 classes of objects in the CIFAR-100. The data tensors corresponding to both of them are of size $60000 \times 32 \times 32 \times 3$ and they can be reshaped to 3th-order tensors of size $600 \times 800 \times 384$. We consider multilinear rank $R = (100, 100, 100)$ in our experiment and apply some of the randomized algorithms to find A low

TABLE 3
CPU-Time and relative error of randomized algorithms for Tucker decomposition, Test 2.

Algorithm	CPU-Time (Second) VGG-16	Rel-Err	CPU-Time (Second) VGG-19	Rel-Err
BRSVD	1.4722	0.7566	1.4964	0.7570
RSVD-PI	1.6610	0.7569	1.7629	0.7565
CSVD	0.8723	0.7681	0.9860	0.7674
RSVD-BKlr	0.4928	0.7677	0.5470	0.7674
RSVDPack	0.4839	0.7651	0.4893	0.7652
PCAFast	1.2991	0.7567	1.4391	0.7567
FRPCA	0.4532	0.7672	0.4771	0.7674
Algorithm 5	3.4553	0.4078	3.6586	0.4221
single-Pass-svd	0.7930	0.7689	0.8680	0.7674
single-Pass-QB	0.9240	0.7688	0.9915	0.7676
Leve-Score	2.5757	0.4585	3.0020	0.4582
US-With Replacement	0.0146	0.4583	0.0170	0.4658
US Without Replacement	0.0151	0.4579	0.0315	0.4584

multilinear rank approximation of the mentioned 3th-order tensor. The results corresponding to CIFAR-10 and CIFAR-100 databases are depicted in Figures 7 and 8 respectively. In this experiment, sampling technique provided the best approximations in terms for running time and relatively the same accuracy of others. Also, single-pass algorithms failed to find satisfactory approximations.

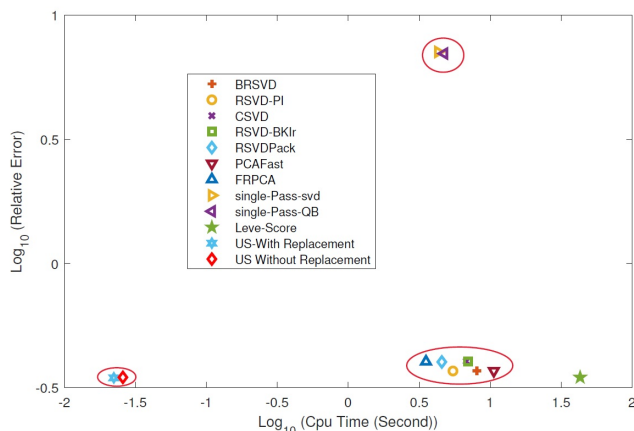


Fig. 7. Results for CIFAR-10 database with multilinear rank $R = (100, 100, 100)$.

7 CONCLUSION

In this paper, we have studied and reviewed a variety of state-of-the-art randomized algorithms for computation of Tucker

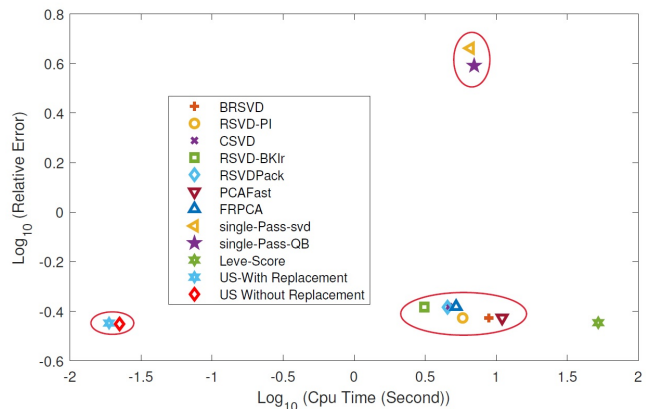


Fig. 8. Results for CIFAR-100 database with rank $R = (100, 100, 100)$.

decomposition and Higher Order SVD (HOSVD). We studied both single-pass and multi-pass randomized algorithms and also random projection and sampling randomized techniques for the task of Tucker decomposition and HOSVD. Simulations were conducted on real data including weight tensors of fully connected layers of pretrained VGG-16 and VGG-19 deep neural networks and also CIFAR-10 and CIFAR-100 datasets to show the performance of some of the randomized algorithms compared to deterministic ones.

ACKNOWLEDGMENTS

The first author wishes to thank Dr. Varvara Logacheva for her constructive comments and useful discussion on the paper.

REFERENCES

- [1] Y. Feng, J. Xiao, and M. Gu, "Randomized complete pivoting for solving symmetric indefinite linear systems," *SIAM Journal on Matrix Analysis and Applications*, vol. 39, no. 4, pp. 1616–1641, 2018.
- [2] R. M. Gower and P. Richtárik, "Randomized iterative methods for linear systems," *SIAM Journal on Matrix Analysis and Applications*, vol. 36, no. 4, pp. 1660–1690, 2015.
- [3] J. T. Chi and I. C. Ipsen, "Randomized least squares regression: Combining model- and algorithm-induced uncertainties," *arXiv preprint arXiv:1808.05924*, 2018.
- [4] M. E. Lopes, S. Wang, and M. W. Mahoney, "Error estimation for randomized least-squares algorithms via the bootstrap," *arXiv preprint arXiv:1803.08021*, 2018.
- [5] R. M. Gower and P. Richtárik, "Randomized quasi-newton updates are linearly convergent matrix inversion algorithms," *SIAM Journal on Matrix Analysis and Applications*, vol. 38, no. 4, pp. 1380–1409, 2017.
- [6] A. S. Berahas, R. Bollapragada, and J. Nocedal, "An investigation of newton-sketch and subsampled newton methods," *arXiv preprint arXiv:1705.06211*, 2019.
- [7] M. Pilanci and M. J. Wainwright, "Newton sketch: A near linear-time optimization algorithm with linear-quadratic convergence," *SIAM Journal on Optimization*, vol. 27, no. 1, pp. 205–245, 2017.
- [8] F. Roosta-Khorasani and M. W. Mahoney, "Sub-sampled newton methods i: globally convergent algorithms," *arXiv preprint arXiv:1601.04737*, 2016.
- [9] F. Roosta-Khorasani and M. W. Mahoney, "Sub-sampled newton methods ii: Local convergence rates," *arXiv preprint arXiv:1601.04738*, 2016.
- [10] M. N. da Costa, R. R. Lopes, and J. M. T. Romano, "Randomized methods for higher-order subspace separation," in *2016 24th European Signal Processing Conference (EUSIPCO)*, pp. 215–219, IEEE, 2016.
- [11] C. F. Caiafa and A. Cichocki, "Stable, robust, and super fast reconstruction of tensors using multi-way projections," *IEEE Transactions on Signal Processing*, vol. 63, no. 3, pp. 780–793, 2014.

- [12] S. Liu and C. Zhang, "Randomized method for robust principal component analysis," in *Proceedings of the 2nd International Conference on Computer Science and Application Engineering*, p. 19, ACM, 2018.
- [13] M. F. Kaloorazi and R. C. de Lamare, "Low-rank and sparse matrix recovery based on a randomized rank-revealing decomposition," in *2017 22nd International Conference on Digital Signal Processing (DSP)*, pp. 1–5, IEEE, 2017.
- [14] M. Rahmani and G. Atia, "Randomized robust subspace recovery for high dimensional data matrices," *arXiv preprint arXiv:1505.05901*, 2015.
- [15] M. Rahmani and G. K. Atia, "Randomized robust subspace recovery and outlier detection for high dimensional data matrices," *IEEE Transactions on Signal Processing*, vol. 65, no. 6, pp. 1580–1594, 2016.
- [16] T.-H. Oh, Y. Matsushita, Y.-W. Tai, and I. S. Kweon, "Fast randomized singular value thresholding for low-rank optimization," *IEEE transactions on pattern analysis and machine intelligence*, vol. 40, no. 2, pp. 376–391, 2017.
- [17] T.-H. Oh, Y. Matsushita, Y.-W. Tai, and I. So Kweon, "Fast randomized singular value thresholding for nuclear norm minimization," in *Proceedings of the IEEE Conference on Computer Vision and Pattern Recognition*, pp. 4484–4493, 2015.
- [18] X. Feng, W. Yu, and Y. Li, "Faster matrix completion using randomized svd," in *2018 IEEE 30th International Conference on Tools with Artificial Intelligence (ICTAI)*, pp. 608–615, IEEE, 2018.
- [19] N. Halko, P.-G. Martinsson, and J. A. Tropp, "Finding structure with randomness: Probabilistic algorithms for constructing approximate matrix decompositions," *SIAM review*, vol. 53, no. 2, pp. 217–288, 2011.
- [20] E. K. Bjarkason, "Pass-efficient randomized algorithms for low-rank matrix approximation using any number of views," *SIAM Journal on Scientific Computing*, vol. 41, no. 4, pp. A2355–A2383, 2019.
- [21] R. Motwani and P. Raghavan, *Randomized algorithms*. Cambridge university press, 1995.
- [22] M. Mitzenmacher and E. Upfal, *Probability and computing: Randomization and probabilistic techniques in algorithms and data analysis*. Cambridge university press, 2017.
- [23] L. R. Tucker, "Implications of factor analysis of three-way matrices for measurement of change," *Problems in measuring change*, vol. 15, pp. 122–137, 1963.
- [24] L. R. Tucker *et al.*, "The extension of factor analysis to three-dimensional matrices," *Contributions to mathematical psychology*, vol. 110119, 1964.
- [25] L. R. Tucker, "Some mathematical notes on three-mode factor analysis," *Psychometrika*, vol. 31, no. 3, pp. 279–311, 1966.
- [26] L. De Lathauwer, B. De Moor, and J. Vandewalle, "A multilinear singular value decomposition," *SIAM journal on Matrix Analysis and Applications*, vol. 21, no. 4, pp. 1253–1278, 2000.
- [27] Y.-D. Kim, E. Park, S. Yoo, T. Choi, L. Yang, and D. Shin, "Compression of deep convolutional neural networks for fast and low power mobile applications," *arXiv preprint arXiv:1511.06530*, 2015.
- [28] J. Gusak, M. Kholyavchenko, E. Ponomarev, L. Markeeva, I. Oseledets, and A. Cichocki, "One time is not enough: iterative tensor decomposition for neural network compression," *arXiv preprint arXiv:1903.09973*, 2019.
- [29] B. Savas and L. Eldén, "Handwritten digit classification using higher order singular value decomposition," *Pattern recognition*, vol. 40, no. 3, pp. 993–1003, 2007.
- [30] M. A. O. Vasilescu and D. Terzopoulos, "Multilinear analysis of image ensembles: Tensorfaces," in *European Conference on Computer Vision*, pp. 447–460, Springer, 2002.
- [31] D. Rafailidis and P. Daras, "The tfc model: Tensor factorization and tag clustering for item recommendation in social tagging systems," *IEEE Transactions on Systems, Man, and Cybernetics: Systems*, vol. 43, no. 3, pp. 673–688, 2012.
- [32] A. Nanopoulos, D. Rafailidis, P. Symeonidis, and Y. Manolopoulos, "Musicbox: Personalized music recommendation based on cubic analysis of social tags," *IEEE Transactions on Audio, Speech, and Language Processing*, vol. 18, no. 2, pp. 407–412, 2009.
- [33] J.-T. Sun, H.-J. Zeng, H. Liu, Y. Lu, and Z. Chen, "Cubesvd: a novel approach to personalized web search," in *Proceedings of the 14th international conference on World Wide Web*, pp. 382–390, ACM, 2005.
- [34] P. Symeonidis, "Clusthosvd: Item recommendation by combining semantically enhanced tag clustering with tensor hosvd," *IEEE Transactions on Systems, Man, and Cybernetics: Systems*, vol. 46, no. 9, pp. 1240–1251, 2015.
- [35] L. De Lathauwer and J. Vandewalle, "Dimensionality reduction in higher-order signal processing and rank-(r_1, r_2, \dots, r_n) reduction in multilinear algebra," *Linear Algebra and its Applications*, vol. 391, pp. 31–55, 2004.
- [36] A. Cichocki, D. Mandic, L. De Lathauwer, G. Zhou, Q. Zhao, C. Caiafa, and H. A. Phan, "Tensor decompositions for signal processing applications: From two-way to multiway component analysis," *IEEE Signal Processing Magazine*, vol. 32, no. 2, pp. 145–163, 2015.
- [37] N. D. Sidiropoulos, L. De Lathauwer, X. Fu, K. Huang, E. E. Papalexakis, and C. Faloutsos, "Tensor decomposition for signal processing and machine learning," *IEEE Transactions on Signal Processing*, vol. 65, no. 13, pp. 3551–3582, 2017.
- [38] T. F. Chan, "Rank revealing qr factorizations," *Linear algebra and its applications*, vol. 88, pp. 67–82, 1987.
- [39] M. Gu and S. C. Eisenstat, "Efficient algorithms for computing a strong rank-revealing qr factorization," *SIAM Journal on Scientific Computing*, vol. 17, no. 4, pp. 848–869, 1996.
- [40] C.-T. Pan, "On the existence and computation of rank-revealing lu factorizations," *Linear Algebra and its Applications*, vol. 316, no. 1–3, pp. 199–222, 2000.
- [41] L. Miranian and M. Gu, "Strong rank revealing lu factorizations," *Linear algebra and its applications*, vol. 367, pp. 1–16, 2003.
- [42] P.-G. Martinsson, "Randomized methods for matrix computations," *The Mathematics of Data*, vol. 25, pp. 187–231, 2018.
- [43] C. Musco and C. Musco, "Randomized block krylov methods for stronger and faster approximate singular value decomposition," in *Advances in Neural Information Processing Systems*, pp. 1396–1404, 2015.
- [44] S. Muthukrishnan *et al.*, "Data streams: Algorithms and applications," *Foundations and Trends® in Theoretical Computer Science*, vol. 1, no. 2, pp. 117–236, 2005.
- [45] L. Eldén and B. Savas, "A newton–grassmann method for computing the best multilinear rank-(r_1, r_2, r_3) approximation of a tensor," *SIAM Journal on Matrix Analysis and Applications*, vol. 31, no. 2, pp. 248–271, 2009.
- [46] M. Ishteva, L. De Lathauwer, P.-A. Absil, and S. Van Huffel, "Differential-geometric newton method for the best rank-(r_1, r_2, r_3) approximation of tensors," *Numerical Algorithms*, vol. 51, no. 2, pp. 179–194, 2009.
- [47] W. Hackbusch, D. Kressner, and A. Uschmajew, "Perturbation of higher-order singular values," *SIAM Journal on applied algebra and geometry*, vol. 1, no. 1, pp. 374–387, 2017.
- [48] W. Hackbusch and A. Uschmajew, "On the interconnection between the higher-order singular values of real tensors," *Numerische mathematik*, vol. 135, no. 3, pp. 875–894, 2017.
- [49] S. Krämer, "The geometrical description of feasible singular values in the tensor train format," *arXiv preprint arXiv:1701.08437*, 2017.
- [50] I. V. Oseledets, "Tensor-train decomposition," *SIAM Journal on Scientific Computing*, vol. 33, no. 5, pp. 2295–2317, 2011.
- [51] M. Espig, K. K. Naraparaju, and J. Schneider, "A note on tensor chain approximation," *Computing and Visualization in Science*, vol. 15, no. 6, pp. 331–344, 2012.
- [52] Q. Zhao, G. Zhou, S. Xie, L. Zhang, and A. Cichocki, "Tensor ring decomposition," *arXiv preprint arXiv:1606.05535*, 2016.
- [53] R. Badeau and R. Boyer, "Fast multilinear singular value decomposition for structured tensors," *SIAM Journal on Matrix Analysis and Applications*, vol. 30, no. 3, pp. 1008–1021, 2008.
- [54] Y. Xu, "Fast algorithms for higher-order singular value decomposition from incomplete data," *arXiv preprint arXiv:1411.4324*, 2014.
- [55] T. G. Kolda and J. Sun, "Scalable tensor decompositions for multi-aspect data mining," in *2008 Eighth IEEE international conference on data mining*, pp. 363–372, IEEE, 2008.
- [56] M. W. Mahoney *et al.*, "Randomized algorithms for matrices and data," *Foundations and Trends® in Machine Learning*, vol. 3, no. 2, pp. 123–224, 2011.
- [57] R. Kannan and S. Vempala, "Randomized algorithms in numerical linear algebra," *Acta Numerica*, vol. 26, pp. 95–135, 2017.
- [58] L. De Lathauwer, B. De Moor, and J. Vandewalle, "On the best rank-1 and rank-(r_1, r_2, \dots, r_n) approximation of higher-order tensors," *SIAM journal on Matrix Analysis and Applications*, vol. 21, no. 4, pp. 1324–1342, 2000.
- [59] G. Zhou, A. Cichocki, and S. Xie, "Decomposition of big tensors with low multilinear rank," *arXiv preprint arXiv:1412.1885*, 2014.
- [60] O. A. Malik and S. Becker, "Low-rank tucker decomposition of large tensors using tensorsketch," in *Advances in Neural Information Processing Systems*, pp. 10117–10127, 2018.
- [61] P. Drineas and M. W. Mahoney, "A randomized algorithm for a tensor-based generalization of the singular value decomposition," *Linear algebra and its applications*, vol. 420, no. 2–3, pp. 553–571, 2007.

- [62] M. Che and Y. Wei, "Randomized algorithms for the approximations of tucker and the tensor train decompositions," *Advances in Computational Mathematics*, pp. 1–34, 2018.
- [63] A. Cichocki, N. Lee, I. Oseledets, A.-H. Phan, Q. Zhao, D. P. Mandic, et al., "Tensor networks for dimensionality reduction and large-scale optimization: Part 1 low-rank tensor decompositions," *Foundations and Trends® in Machine Learning*, vol. 9, no. 4-5, pp. 249–429, 2016.
- [64] T. G. Kolda, "Multilinear operators for higher-order decompositions," tech. rep., Sandia National Laboratories, 2006.
- [65] P. Drineas, M. W. Mahoney, and S. Muthukrishnan, "Relative-error cur matrix decompositions," *SIAM Journal on Matrix Analysis and Applications*, vol. 30, no. 2, pp. 844–881, 2008.
- [66] P. Drineas, M. Magdon-Ismail, M. W. Mahoney, and D. P. Woodruff, "Fast approximation of matrix coherence and statistical leverage," *Journal of Machine Learning Research*, vol. 13, no. Dec, pp. 3475–3506, 2012.
- [67] G. Beylkin and M. J. Mohlenkamp, "Numerical operator calculus in higher dimensions," *Proceedings of the National Academy of Sciences*, vol. 99, no. 16, pp. 10246–10251, 2002.
- [68] G. Beylkin and M. J. Mohlenkamp, "Algorithms for numerical analysis in high dimensions," *SIAM Journal on Scientific Computing*, vol. 26, no. 6, pp. 2133–2159, 2005.
- [69] S. R. Chinnamsetty, M. Espig, B. N. Khoromskij, W. Hackbusch, and H.-J. Flad, "Tensor product approximation with optimal rank in quantum chemistry," *The Journal of chemical physics*, vol. 127, no. 8, p. 084110, 2007.
- [70] L. Grasedyck, "Existence and computation of low kronecker-rank approximations for large linear systems of tensor product structure," *Computing*, vol. 72, no. 3-4, pp. 247–265, 2004.
- [71] B. N. Khoromskij, "On tensor approximation of green iterations for kohn-sham equations," *Computing and visualization in science*, vol. 11, no. 4-6, pp. 259–271, 2008.
- [72] W. Hackbusch, B. N. Khoromskij, and E. E. Tyrtyshnikov, "Hierarchical kronecker tensor-product approximations," *Journal of Numerical Mathematics jnma*, vol. 13, no. 2, pp. 119–156, 2005.
- [73] E. E. Tyrtyshnikov, "Tensor approximations of matrices generated by asymptotically smooth functions," *Sbornik: Mathematics*, vol. 194, no. 6, p. 941, 2003.
- [74] N. Vannieuwenhoven, R. Vandebril, and K. Meerbergen, "A new truncation strategy for the higher-order singular value decomposition," *SIAM Journal on Scientific Computing*, vol. 34, no. 2, pp. A1027–A1052, 2012.
- [75] C. Eckart and G. Young, "The approximation of one matrix by another of lower rank," *Psychometrika*, vol. 1, no. 3, pp. 211–218, 1936.
- [76] M. Ishteva, P.-A. Absil, S. Van Huffel, and L. De Lathauwer, "Best low multilinear rank approximation of higher-order tensors, based on the riemannian trust-region scheme," *SIAM Journal on Matrix Analysis and Applications*, vol. 32, no. 1, pp. 115–135, 2011.
- [77] M. Li, W. Bi, J. T. Kwok, and B.-L. Lu, "Large-scale nyström kernel matrix approximation using randomized svd," *IEEE transactions on neural networks and learning systems*, vol. 26, no. 1, pp. 152–164, 2014.
- [78] D. Ahfock, W. J. Astle, and S. Richardson, "Statistical properties of sketching algorithms," *arXiv preprint arXiv:1706.03665*, 2017.
- [79] W. B. Johnson and J. Lindenstrauss, "Extensions of lipschitz mappings into a hilbert space," *Contemporary mathematics*, vol. 26, no. 189-206, p. 1, 1984.
- [80] D. Achlioptas, "Database-friendly random projections: Johnson-lindenstrauss with binary coins," *Journal of computer and System Sciences*, vol. 66, no. 4, pp. 671–687, 2003.
- [81] P. Li, T. J. Hastie, and K. W. Church, "Very sparse random projections," in *Proceedings of the 12th ACM SIGKDD international conference on Knowledge discovery and data mining*, pp. 287–296, ACM, 2006.
- [82] F. Woolfe, E. Liberty, V. Rokhlin, and M. Tygert, "A fast randomized algorithm for the approximation of matrices," *Applied and Computational Harmonic Analysis*, vol. 25, no. 3, pp. 335–366, 2008.
- [83] E. Liberty, *Accelerated dense random projections*. Ph.D. thesis, Yale University, New Haven, CT., 2009.
- [84] N. Ailon and E. Liberty, "Fast dimension reduction using rademacher series on dual bch codes," *Discrete & Computational Geometry*, vol. 42, no. 4, p. 615, 2009.
- [85] V. Rokhlin and M. Tygert, "A fast randomized algorithm for overdetermined linear least-squares regression," *Proceedings of the National Academy of Sciences*, vol. 105, no. 36, pp. 13212–13217, 2008.
- [86] Y. Sun, Y. Guo, J. A. Tropp, and M. Udell, "Tensor random projection for low memory dimension reduction," in *NeurIPS Workshop on Relational Representation Learning*, 2018.
- [87] K. Batselier, W. Yu, L. Daniel, and N. Wong, "Computing low-rank approximations of large-scale matrices with the tensor network randomized svd," *SIAM Journal on Matrix Analysis and Applications*, vol. 39, no. 3, pp. 1221–1244, 2018.
- [88] J. A. Tropp, A. Yurtsever, M. Udell, and V. Cevher, "Practical sketching algorithms for low-rank matrix approximation," *SIAM Journal on Matrix Analysis and Applications*, vol. 38, no. 4, pp. 1454–1485, 2017.
- [89] D. P. Woodruff et al., "Sketching as a tool for numerical linear algebra," *Foundations and Trends® in Theoretical Computer Science*, vol. 10, no. 1–2, pp. 1–157, 2014.
- [90] C. Boutsidis, D. P. Woodruff, and P. Zhong, "Optimal principal component analysis in distributed and streaming models," in *Proceedings of the forty-eighth annual ACM symposium on Theory of Computing*, pp. 236–249, ACM, 2016.
- [91] J. Upadhyay, "The price of privacy for low-rank factorization," in *Advances in Neural Information Processing Systems*, pp. 4176–4187, 2018.
- [92] C. Bajaj, Y. Wang, and T. Wang, "Sketchycoresvd: Sketchysvd from random subsampling of the data matrix," *arXiv preprint arXiv:1907.13634*, 2019.
- [93] W. Yu, Y. Gu, and Y. Li, "Efficient randomized algorithms for the fixed-precision low-rank matrix approximation," *SIAM Journal on Matrix Analysis and Applications*, vol. 39, no. 3, pp. 1339–1359, 2018.
- [94] P.-G. Martinsson and S. Voronin, "A randomized blocked algorithm for efficiently computing rank-revealing factorizations of matrices," *SIAM Journal on Scientific Computing*, vol. 38, no. 5, pp. S485–S507, 2016.
- [95] P. Drineas and M. W. Mahoney, "Randnla: randomized numerical linear algebra," *Communications of the ACM*, vol. 59, no. 6, pp. 80–90, 2016.
- [96] A. Frieze, R. Kannan, and S. Vempala, "Fast monte-carlo algorithms for finding low-rank approximations," *Journal of the ACM (JACM)*, vol. 51, no. 6, pp. 1025–1041, 2004.
- [97] A. Frieze, R. Kannan, and S. Vempala, "Fast monte-carlo algorithms for finding low-rank approximations (1998)," in *FOCS 1998: 39th Annual Symposium on Foundations of Computer Science*, pp. 370–378, 1998.
- [98] E. Drineas, P. Drineas, and P. Huggins, "A randomized singular value decomposition algorithm for image processing applications," in *Proceedings of the 8th panhellenic conference on informatics*, pp. 278–288, Citeseer, 2001.
- [99] S. Kumar, M. Mohri, and A. Talwalkar, "Sampling techniques for the nystrom method," in *Artificial Intelligence and Statistics*, pp. 304–311, 2009.
- [100] V. D. Silva and J. B. Tenenbaum, "Global versus local methods in nonlinear dimensionality reduction," in *Advances in neural information processing systems*, pp. 721–728, 2003.
- [101] C. K. Williams and M. Seeger, "Using the nyström method to speed up kernel machines," in *Advances in neural information processing systems*, pp. 682–688, 2001.
- [102] P. Drineas, R. Kannan, and M. W. Mahoney, "Fast monte carlo algorithms for matrices ii: Computing a low-rank approximation to a matrix," *SIAM Journal on computing*, vol. 36, no. 1, pp. 158–183, 2006.
- [103] C. Boutsidis, "Topics in matrix sampling algorithms," *arXiv preprint arXiv:1105.0709*, 2011.
- [104] M. Charikar, K. Chen, and M. Farach-Colton, "Finding frequent items in data streams," in *International Colloquium on Automata, Languages, and Programming*, pp. 693–703, Springer, 2002.
- [105] N. Pham and R. Pagh, "Fast and scalable polynomial kernels via explicit feature maps," in *Proceedings of the 19th ACM SIGKDD international conference on Knowledge discovery and data mining*, pp. 239–247, ACM, 2013.
- [106] R. Pagh, "Compressed matrix multiplication," *ACM Transactions on Computation Theory (TOCT)*, vol. 5, no. 3, p. 9, 2013.
- [107] K. L. Clarkson and D. P. Woodruff, "Low-rank approximation and regression in input sparsity time," *Journal of the ACM (JACM)*, vol. 63, no. 6, p. 54, 2017.
- [108] F. L. Hitchcock, "The expression of a tensor or a polyadic as a sum of products," *Journal of Mathematics and Physics*, vol. 6, no. 1-4, pp. 164–189, 1927.
- [109] F. L. Hitchcock, "Multiple invariants and generalized rank of a p-way matrix or tensor," *Journal of Mathematics and Physics*, vol. 7, no. 1-4, pp. 39–79, 1928.
- [110] D. Cheng, R. Peng, Y. Liu, and I. Perros, "Spals: Fast alternating least squares via implicit leverage scores sampling," in *Advances In Neural Information Processing Systems*, pp. 721–729, 2016.
- [111] N. B. Erichson, S. L. Brunton, and J. N. Kutz, "Compressed singular value decomposition for image and video processing," in *Computer Vision Workshop (ICCVW), 2017 IEEE International Conference on*, pp. 1880–1888, IEEE, 2017.

- [112] H. Li, G. C. Linderman, A. Szlam, K. P. Stanton, Y. Kluger, and M. Tygert, "Algorithm 971: An implementation of a randomized algorithm for principal component analysis," *ACM Transactions on Mathematical Software (TOMS)*, vol. 43, no. 3, p. 28, 2017.
- [113] X. Feng, Y. Xie, M. Song, W. Yu, and J. Tang, "Fast randomized pca for sparse data," *arXiv preprint arXiv:1810.06825*, 2018.
- [114] S. Voronin and P.-G. Martinsson, "Rsvdpack: Subroutines for computing partial singular value decompositions via randomized sampling on single core, multi core, and gpu architectures," *arXiv preprint arXiv:1502.05366*, vol. 2, p. 16, 2015.
- [115] A. S. J. W. Wolf, "Low rank tensor decompositions for high dimensional data approximation, recovery and prediction," 2019.
- [116] R. Minster, A. K. Saibaba, and M. E. Kilmer, "Randomized algorithms for low-rank tensor decompositions in the tucker format," *arXiv preprint arXiv:1905.07311*, 2019.
- [117] A. K. Saibaba, "Hoid: higher order interpolatory decomposition for tensors based on tucker representation," *SIAM Journal on Matrix Analysis and Applications*, vol. 37, no. 3, pp. 1223–1249, 2016.
- [118] I. V. Oseledets, D. Savostianov, and E. E. Tyrtshnikov, "Tucker dimensionality reduction of three-dimensional arrays in linear time," *SIAM Journal on Matrix Analysis and Applications*, vol. 30, no. 3, pp. 939–956, 2008.
- [119] C. F. Caiafa and A. Cichocki, "Generalizing the column–row matrix decomposition to multi-way arrays," *Linear Algebra and its Applications*, vol. 433, no. 3, pp. 557–573, 2010.
- [120] Y. Sun, Y. Guo, C. Luo, J. Tropp, and M. Udell, "Low-rank tucker approximation of a tensor from streaming data," *arXiv preprint arXiv:1904.10951*, 2019.
- [121] C. E. Tsourakakis, "Mach: Fast randomized tensor decompositions," in *Proceedings of the 2010 SIAM International Conference on Data Mining*, pp. 689–700, SIAM, 2010.
- [122] Z. Song, D. P. Woodruff, and P. Zhong, "Relative error tensor low rank approximation," in *Proceedings of the Thirtieth Annual ACM-SIAM Symposium on Discrete Algorithms*, pp. 2772–2789, Society for Industrial and Applied Mathematics, 2019.
- [123] I. Perros, R. Chen, R. Vuduc, and J. Sun, "Sparse hierarchical tucker factorization and its application to healthcare," in *2015 IEEE International Conference on Data Mining*, pp. 943–948, IEEE, 2015.
- [124] F. R. Gantmacher, "The theory of matrices, chelsea pub," *Co., New York*, vol. 2, 1959.
- [125] S. A. Goreinov, E. E. Tyrtshnikov, and N. L. Zamarashkin, "A theory of pseudoskeleton approximations," *Linear algebra and its applications*, vol. 261, no. 1-3, pp. 1–21, 1997.
- [126] S. A. Goreinov, N. L. Zamarashkin, and E. E. Tyrtshnikov, "Pseudoskeleton approximations by matrices of maximal volume," *Mathematical Notes*, vol. 62, no. 4, pp. 515–519, 1997.
- [127] A. Y. Mikhalev and I. V. Oseledets, "Iterative representing set selection for nested cross approximation," *Numerical linear algebra with applications*, vol. 23, no. 2, pp. 230–248, 2016.
- [128] M. Rakhuba and I. V. Oseledets, "Fast multidimensional convolution in low-rank tensor formats via cross approximation," *SIAM Journal on Scientific Computing*, vol. 37, no. 2, pp. A565–A582, 2015.
- [129] S. Wang and Z. Zhang, "Improving cur matrix decomposition and the nyström approximation via adaptive sampling," *The Journal of Machine Learning Research*, vol. 14, no. 1, pp. 2729–2769, 2013.
- [130] D. Anderson, S. Du, M. Mahoney, C. Melgaard, K. Wu, and M. Gu, "Spectral gap error bounds for improving cur matrix decomposition and the nyström method," in *Artificial Intelligence and Statistics*, pp. 19–27, 2015.
- [131] Y. Shi and A. Anandkumar, "Higher-order count sketch: Dimensionality reduction that retains efficient tensor operations," *arXiv preprint arXiv:1901.11261*, 2019.
- [132] Y. SHI, *Efficient Tensor Operations via Compression and Parallel Computation*. PhD thesis, UC Irvine, 2019.
- [133] S. Oh, N. Park, S. Lee, and U. Kang, "Scalable tucker factorization for sparse tensors-algorithms and discoveries," in *2018 IEEE 34th International Conference on Data Engineering (ICDE)*, pp. 1120–1131, IEEE, 2018.
- [134] S. Oh, N. Park, J.-G. Jang, L. Sael, and U. Kang, "High-performance tucker factorization on heterogeneous platforms," *IEEE Transactions on Parallel and Distributed Systems*, 2019.
- [135] J. Oh, K. Shin, E. E. Papalexakis, C. Faloutsos, and H. Yu, "S-hot: scalable high-order tucker decomposition," in *Proceedings of the Tenth ACM International Conference on Web Search and Data Mining*, pp. 761–770, ACM, 2017.
- [136] L. De Lathauwer, "Decompositions of a higher-order tensor in block terms ii: Definitions and uniqueness," *SIAM Journal on Matrix Analysis and Applications*, vol. 30, no. 3, pp. 1033–1066, 2008.
- [137] L. De Lathauwer and D. Nion, "Decompositions of a higher-order tensor in block terms iii: Alternating least squares algorithms," *SIAM Journal on Matrix Analysis and Applications*, vol. 30, no. 3, pp. 1067–1083, 2008.
- [138] L. De Lathauwer, "Decompositions of a higher-order tensor in block terms i: Lemmas for partitioned matrices," *SIAM Journal on Matrix Analysis and Applications*, vol. 30, no. 3, pp. 1022–1032, 2008.
- [139] L. De Lathauwer, "Block component analysis, a new concept for blind source separation," in *International Conference on Latent Variable Analysis and Signal Separation*, pp. 1–8, Springer, 2012.
- [140] L. N. Ribeiro, A. L. de Almeida, and V. Zarzoso, "Enhanced block term decomposition for atrial activity extraction in atrial fibrillation eeg," in *2016 IEEE Sensor Array and Multichannel Signal Processing Workshop (SAM)*, pp. 1–5, IEEE, 2016.
- [141] B. Hunyadi, D. Camps, L. Sorber, W. Van Paesschen, M. De Vos, S. Van Huffel, and L. De Lathauwer, "Block term decomposition for modelling epileptic seizures," *EURASIP Journal on Advances in Signal Processing*, vol. 2014, no. 1, p. 139, 2014.
- [142] L. T. Yang, X. Wang, X. Chen, R. Ranjan, X. Chen, and M. J. Deen, "A multi-order distributed hosvd with its incremental computing for big services in cyber-physical-social systems," *IEEE Transactions on Big Data*, 2018.
- [143] X. Wang, W. Wang, L. T. Yang, S. Liao, D. Yin, and M. J. Deen, "A distributed hosvd method with its incremental computation for big data in cyber-physical-social systems," *IEEE Transactions on Computational Social Systems*, vol. 5, no. 2, pp. 481–492, 2018.
- [144] X. Wang, L. T. Yang, X. Chen, M. J. Deen, and J. Jin, "Improved multi-order distributed hosvd with its incremental computing for smart city services," *IEEE Transactions on Sustainable Computing*, 2018.
- [145] X. Wang, L. T. Yang, H. Liu, and M. J. Deen, "A big data-as-a-service framework: State-of-the-art and perspectives," *IEEE Transactions on Big Data*, vol. 4, no. 3, pp. 325–340, 2017.
- [146] L. T. Yang, X. Wang, X. Chen, J. Han, and J. Feng, "A tensor computation and optimization model for cyber-physical-social big data," *IEEE Transactions on Sustainable Computing*, 2017.
- [147] R. Bro, "Multi-way analysis in the food industry-models, algorithms, and applications," in *MRI, EPG and EMA, Proc ICSLP 2000*, Citeseer, 1998.
- [148] A.-H. Phan, A. Cichocki, I. Oseledets, S. A. Asl, G. Calvi, and D. Mandic, "Tensor networks for latent variable analysis: Higher order canonical polyadic decomposition," *arXiv preprint arXiv:1809.00535*, 2018.
- [149] N. B. Erichson, K. Manohar, S. L. Brunton, and J. N. Kutz, "Randomized cp tensor decomposition," *arXiv preprint arXiv:1703.09074*, 2017.
- [150] G. H. Golub and C. F. Van Loan, *Matrix computations*, vol. 3. JHU press, 2012.