
AVERAGE WAITING TIMES IN THE TWO-CLASS M/G/1 DELAYED ACCUMULATING PRIORITY QUEUE

Blair Bilodeau

Department of Statistical Sciences, University of Toronto

Vector Institute

blair.bilodeau@mail.utoronto.ca

David A. Stanford

Department of Statistical and Actuarial Sciences, Western University

stanford@stats.uwo.ca

January 16, 2020

ABSTRACT

Previously, Mojalal et al. (2019) gave an expression for the waiting time distribution of low priority customers in the Delayed Accumulating Priority Queue, but with no quantification of the effect on others in system. We provide an analytical expression for the expected waiting time of both high and low priority customers by exploiting a conservation law for work conserving queues. Our expression can be efficiently implemented numerically, requiring only the truncation of sums which converge exponentially quickly. This enables us to use common key performance indicators to demonstrate how the accumulation rate and delay level should be chosen by health care practitioners.

1. Introduction

Accumulating Priority Queues (APQs) are a class of queueing disciplines in which waiting customers accrue credit over time at class-dependent rates. By convention, the highest priority customer is denoted by Class-1, and they accumulate credit at the highest rate. At service completion instants, the customer present with the greatest amount of accumulated credit to that instant is the next one selected for service. These are especially useful in highly congested systems, where low-priority customers can have extremely long wait times under a strict priority regime, as there will almost always be at least one high-priority customer in system.

A great number of developments have occurred in the field of APQs over the past five years, beginning with the derivation of the M/G/1 waiting times for all classes in Stanford et al. (2014). Among the most recent developments to appear is Mojalal et al. (2019), in which for the first time, not all classes accumulate priority credit starting from their arrival instant. Instead, while the higher of two classes starts to accrue credit immediately, customers from the lower of the two classes only do so after a fixed period of initial delay. For this reason, Mojalal et al. named this the *Delayed Accumulating Priority Queue*.

Both the original APQ models and the Delayed APQ variant were developed in response to a perceived need stemming from the health care setting. Many health care systems are measured against a set of *key performance indicators* (KPIs), and it is quite common for these KPIs to comprise a delay target representing a time by which treatment should commence, along with a compliance probability which specifies the minimal acceptable fraction of customers to be seen by this time. Clearly, APQs provide more flexibility than, for instance, classical *Non-Preemptive Priority Queues* (NPQs), in terms of fine-tuning a queueing system to better comply with a given set of KPIs. This extra flexibility is provided by the accumulation rates we are free to choose. The Delayed APQ model goes one step further, in terms of its choice of initial delay period during which low-priority customers do not accumulate priority.

Mojalal et al. (2019) presents theoretical developments for two-class Delayed APQs, and relates the low-priority waiting time distribution in the Delayed APQ to that of the low-priority waiting time distribution in a related NPQ. In particular, it establishes that, up to the end of the delay period, there is no difference in the actual waiting times incurred in these queues. It also presents a computational algorithm for the entire waiting time distribution for the low-priority class.

However, the computational method that is employed for the low-priority class does not extend to the high-priority class. While an arriving high-priority customer will necessarily wait for all other high-priority customers they find in system upon arrival, the same thing cannot be said about the low-priority customers they find. Indeed, the longer the arriving high-priority customer waits, the greater the amount of accrued credit they earn, leading to a greater likelihood that their credits will exceed some or all of the low-priority customers they find in the system. Consequently, Mojalal et al. (2019) does not contain an algorithm for the waiting time distribution of the high-priority class.

Turning to the problem this poses for the analysis of Delayed APQ systems, it means we have an incomplete set of tools to determine the best Delayed APQ to meet the KPIs of some two-class health care system which might employ such a strategy. For each delay period, we can determine the optimal accumulation rate to comply with the KPI for the low-acuity patient class. However, we have no such tool to do so for the high-acuity class. Other than simulating such systems, which defeats the purpose of developing an analytical tool in the first place, we have, at present, no means to assess compliance of a high-priority KPI of the delay-limit-and-compliance-level sort.

This paper is intended to provide a purely analytical tool that goes part of the way to that target. We show in the developments that follow that it is possible for us in certain M/G/1 queues to determine accurately the expected waiting times for both classes in a Delayed APQ. We are able to do so because the Delayed APQ is a work-conserving queueing system, and as such the expected delays incurred in it must obey the M/G/1 conservation law for waiting times (see Kleinrock 1965). We are able to compute the expected waiting time for the low-priority class by extension of the existing theoretical developments. Then, assisted by the M/G/1 conservation law, we are able to infer what the corresponding solution for the high-priority class would be.

First of all, the development means that we have a complete package available to analyse KPIs of an expected waiting time form for a two-class Delayed APQ. The consequence of this for a set of KPIs of the delay-limit-and-compliance-level sort is that we are able to assess quantitatively the impact on the expected waiting time of the high-priority class of various combinations of parameter values (initial delay and priority accrual rates). Thus, we have two pieces of information to optimize over with these two free parameters, and so for every set of occupancy parameters, if the optimal solution exists it is unique.

The rest of the paper is arranged as follows. The next section defines notation and reviews the current theoretical results relating to the Delayed APQ. Our analytical contribution is in Section 3, where we extend the analysis to infer the reduction in the expected waiting time for the high-priority class of customers that occurs when switching from the NPQ to the Delayed APQ. Then, Section 4 presents our numerical experiments, both in terms of expected

delay computations and the KPI analysis mentioned above. We conclude the paper with our observations and future theoretical directions.

2. Notation and Preliminaries

For simplicity, consider only two classes of customers, labelled Class-1 and Class-2, where by convention Class-1 has more urgency to be seen than Class-2. Suppose they experience Exponential inter-arrival times with rates $\lambda_1, \lambda_2 \in [0, 1]$, so that overall customers arrive to the system at rate $\lambda = \lambda_1 + \lambda_2$. Let \mathcal{S} denote the common service time of any customer and $1/\mu = \mathbb{E}\mathcal{S}$. As usual, define the corresponding occupancy rates $\rho_1 = \lambda_1/\mu$ and $\rho_2 = \lambda_2/\mu$, and for stability assume that $\rho = \lambda/\mu < 1$. Now, since the relevant results depend only on the ratio of the Class-2 accumulation rate to that of Class-1, let Class-1 customers accumulate priority at rate one credit per time unit and Class-2 customers accumulate at rate $b \in [0, 1]$. Furthermore, in the Delayed APQ, there is some $d \geq 0$ such that all Class-2 customers only begin accumulating after they have been in system for d units of time. The service discipline is such that at every service completion the customer with the highest accumulated priority enters into service immediately, with no preemption, and consequently the server is only idle when there are no customers in system.

Denote the waiting time random variable of a customer by \mathcal{W} , with a superscript to specify the queueing regime and subscript to specify the priority class when required. For example, $\mathcal{W}_1^{\text{DAPO}}$ is the waiting time of a Class-1 customer in a Delayed APQ, while $\mathcal{W}^{\text{FCFS}}$ is the waiting time of a customer in a *first-come-first-serve* (FCFS) queue. For any random variable X which has distribution function F , denote the *Laplace-Stieltjes transform* (LST) of F by $\tilde{F}(s) = \mathbb{E}e^{-sX}$. We also introduce the notation $\tilde{F}(s; d) = \mathbb{E}[e^{-sX} \mathbf{1}\{X > d\}]$. Let the CDF of the service time be $F^{\mathcal{S}}(x) = \mathbb{P}[\mathcal{S} \leq x]$ and have LST $\tilde{F}^{\mathcal{S}}$. The same superscript and subscript notation is used to denote the distribution function of a waiting time, e.g. $F_1^{\text{DAPO}}(x) = \mathbb{P}[\mathcal{W}_1^{\text{DAPO}} \leq x]$ and $\tilde{F}_1^{\text{DAPO}}(s) = \mathbb{E} \exp\{-s\mathcal{W}_1^{\text{DAPO}}\}$.

We will make frequent use of the notion of an *accreditation interval*, first introduced in Stanford et al. (2014). For completeness, we restate the key concepts here. A Class-1 customer is *accredited* if their accumulated priority is greater than the maximum amount of priority a Class-2 customer could have accumulated at that time, given only the previous times at which a service commenced. Observe that a Class-2 customer is always unaccredited by definition, and that an unaccredited customer will not be served until there are no accredited customers remaining in system. Then, each unaccredited customer entering into service generates an accreditation interval, which consists of their service time plus the service times of all accredited customers served before the next unaccredited service. We denote the random variable corresponding to an accreditation interval by η and the LST by $\tilde{\eta}$, with a superscript for the queueing regime. Recalling the accreditation rate for the APQ, let $\lambda_1^A = \lambda_1(1 - b)$, with occupancy $\rho_1^A = \lambda_1^A/\mu$.

Relative to a specific tagged customer, define N_t to be the number of customers ahead of them in system (including the one in service) t units of time after their arrival, and $\pi_i = \mathbb{P}[N_0 = i]$ be the stationary distribution. Let \mathcal{R} be the residual service time of the customer currently in service upon arrival, and denote its distribution by $F^{\mathcal{R}}$ with LST $\tilde{F}^{\mathcal{R}}$. Next, define the joint random variable $\mathcal{R}_j = \mathcal{R} \mathbf{1}\{N_d = j, N_t > 0 \forall t \in [0, d]\}$, with distribution $F^{\mathcal{R}_j}$ and LST $\tilde{F}^{\mathcal{R}_j}$. Observe that the number in system and the residual service time are independent of the queueing regime, depending only on the arrival rates and service distribution. Also, define the accreditation interval generated by the residual service with $\eta_{\mathcal{R}_j}$ and LST $\tilde{\eta}_{\mathcal{R}_j}$, and define $F^{\mathcal{R}|j}(t) = \mathbb{P}[\mathcal{R} \leq t \mid N_d = j]$ with LST $\tilde{F}^{\mathcal{R}|j}$. Finally, let the accreditation interval generated by this conditional residual service be denoted by $\eta_{\mathcal{R}|j}$ with LST $\tilde{\eta}_{\mathcal{R}|j}$.

We are now able to restate the following main results from Mojalal et al. (2019) which will be used in the remainder of the paper. While the results are stated out of order from the original paper, we feel this is more natural for observing

how the M/M/1 Delayed APQ is a special case of the M/G/1 Delayed APQ where the residual accreditation interval has the same distribution as a standard accreditation interval.

Corollary 3.1 of Mojalal et al. (2019) (M/G/1 Class-2 Equivalence)

$$F_2^{\text{DAPQ}}(s) - F_2^{\text{DAPQ}}(s; d) = F_2^{\text{NPQ}}(s) - F_2^{\text{NPQ}}(s; d). \quad (1)$$

Corollary 3.2 of Mojalal et al. (2019) (M/G/1 Class-2 LST)

$$\tilde{F}_2^{\text{DAPQ}}(s; d) = \sum_{i=1}^{\infty} \pi_i \sum_{j=1}^{\infty} \mathbb{P}[N_d = j, N_t > 0 \forall t \in [0, d] | N_0 = i] e^{-sd} \tilde{\eta}_{\mathcal{R}|j}^{\text{DAPQ}}(s) (\tilde{\eta}^{\text{DAPQ}}(s))^{j-1}, \quad (2)$$

where

$$\tilde{\eta}^{\text{DAPQ}}(s) = \tilde{F}^{\mathcal{S}}(s + \lambda_1^A(1 - \tilde{\eta}^{\text{DAPQ}}(s))), \quad (3)$$

and

$$\tilde{\eta}_{\mathcal{R}|j}^{\text{DAPQ}}(s) = \tilde{F}^{\mathcal{R}|j}(s + \lambda_1^A(1 - \tilde{\eta}^{\text{DAPQ}}(s))). \quad (4)$$

Theorem 3.2 of Mojalal et al. (2019) (M/M/1 Class-2 LST)

$$\tilde{F}_2^{\text{DAPQ}}(s; d) = \sum_{i=1}^{\infty} \pi_i \sum_{j=1}^{\infty} \mathbb{P}[N_d = j, N_t > 0 \forall t \in [0, d] | N_0 = i] e^{-sd} (\tilde{\eta}^{\text{DAPQ}}(s))^j, \quad (5)$$

where

$$\tilde{\eta}^{\text{DAPQ}}(s) = \frac{s + \mu + \lambda_1^A - \sqrt{(s + \mu + \lambda_1^A)^2 - 4\mu\lambda_1^A}}{2\lambda_1^A}. \quad (6)$$

3. Analytical Contribution for Expected Waiting Time

This section contains the main mathematical contribution of this work. We extend the known results for the Class-2 distribution to obtain the Class-1 expected waiting time using an observation about the connection between the NPQ and Delayed APQ along with a classical conservation law for work-conserving queues. The takeaway of these results is that we have analytical statements which can be efficiently implemented as an algorithm requiring only the truncation of infinite sums which converge exponentially. This allows for quick testing of various parameters to tune the accumulation and delay rates to meet any KPIs of interest to practitioners. Our results are true for any M/G/1 distribution, but for every service distribution the algorithmically efficient analytical form will differ enough that we present the results for M/M/1 and M/D/1 separately.

The first result which we will use to obtain our results is an extension of Corollary 3.2 from Mojalal et al. (2019). This Lemma shows that in addition to the previously known fact that the NPQ and Delayed APQ waiting times agree when within the delay period, their divergence following the end of the delay period is completely characterized by their different accreditation rates. Thus, in order to quantify the expected waiting time, we just need to compute the expected increase from the differing accreditation rate and combine it with known expected waiting times for the NPQ.

Lemma 3.1 (M/G/1 Non-Preemptive Case). *For all parameters,*

$$\tilde{F}_2^{NPQ}(s; d) = \sum_{i=1}^{\infty} \pi_i \sum_{j=1}^{\infty} \mathbb{P}[N_d = j, N_t > 0 \forall t \in [0, d] | N_0 = i] e^{-sd} \tilde{\eta}_{\mathcal{R}|j}^{NPQ}(s) (\tilde{\eta}^{NPQ}(s))^{j-1}, \quad (7)$$

where

$$\tilde{\eta}^{NPQ}(s) = \tilde{F}^S(s + \lambda_1(1 - \tilde{\eta}^{NPQ}(s))), \quad (8)$$

and

$$\tilde{\eta}_{\mathcal{R}|j}^{NPQ}(s) = \tilde{F}^{\mathcal{R}|j}(s + \lambda_1(1 - \tilde{\eta}^{NPQ}(s))). \quad (9)$$

Proof. The proof is exactly the same logic as Mojalal et al. (2019)'s proof of Corollary 3.2, but with a different accreditation rate. The new accreditation rate is now λ_1 , rather than λ_1^A , since Class-2 customers no longer accumulate priority and consequently all arriving Class-1 customers will immediately become accredited. \square

In addition to this Lemma, the key fact that allows us to obtain the Class-1 expected waiting time is that for work-conserving queues, the expected waiting time between classes can be related to the FCFS waiting time by their respective occupancy rates.

Theorem 1 of Kleinrock (1965) (Work-Conserving Conservation Law) *For any queue with K classes, each with a Poisson arrival rate of λ_k and common service distribution \mathcal{S} , and a serving discipline where customers remain in service once it has begun and a single server that remains busy while any customers are in the system,*

$$\frac{\rho}{1 - \rho} \frac{\lambda \mathbb{E} \mathcal{S}^2}{2} = \sum_{k=1}^K \rho_k \mathbb{E} \mathcal{W}_k. \quad (10)$$

Observe that the Delayed APQ, APQ, and NPQ all satisfy the conditions of this theorem; that is, they are work-conserving. Thus, we can apply these results to obtain analytical expressions for the average waiting time of both Class-1 and Class-2 customers in the M/M/1 and M/D/1 Delayed APQs. The main technique is to differentiate the LST expressions for the waiting time, leading to expectations, and then compute only the difference between these terms for the Delayed APQ and the NPQ. The cancellation within this difference allows for the computation of the expected waiting time unconditional of whether it falls before or after the delay period, and then the terms are simplified to provide an efficient implementation. Full proofs are provided in Appendix A.

Theorem 3.2 (M/M/1 Expected Computation).

$$\mathbb{E} [\mathcal{W}_2^{DAPQ}] = \frac{\rho}{\mu(1 - \rho_1)(1 - \rho)} - \frac{\rho_1 b}{\mu(1 - \rho_1^A)(1 - \rho_1)} \times \left[(1 - \rho) \sum_{k=0}^{\infty} \frac{e^{-\nu d} (\nu d)^k}{k!} \left(\sum_{\ell=1}^k \ell x_{\ell}^{(k)} \right) + \rho e^{-\nu d + r \nu d} \left(\frac{1}{1 - \rho} + r \nu d \right) \right], \quad (11)$$

where $q = \frac{\mu}{\mu + \lambda_1}$, $p = \frac{\lambda_1}{\mu + \lambda_1}$, $r = p + q\rho^2$ and $\nu = \mu + \lambda_1$; the $x_{\ell}^{(k)}$'s are defined recursively via

$$x_1^{(1)} = r - p \quad x_1^{(k)} = q x_2^{(k-1)} \quad (12)$$

$$x_1^{(2)} = q r p \quad x_i^{(k)} = p x_{i-1}^{(k-1)} + q x_{i+1}^{(k-1)}; \quad i \in \{2, \dots, k-1\} \quad (13)$$

$$x_2^{(2)} = r^2 - p^2 \quad x_k^{(k)} = r^k - p^k. \quad (14)$$

Furthermore,

$$\mathbb{E} [\mathcal{W}_1^{DAPQ}] = \frac{1}{\rho_1} \left(\frac{\rho^2}{\mu(1 - \rho)} - \rho_2 \mathbb{E} [\mathcal{W}_2^{DAPQ}] \right). \quad (15)$$

Next, we consider the M/D/1 case. The additional difficulty comes from the fact that service is no longer memoryless, which leads to a more complex expression. However, once the residual service times are handled using results from Adan and Haviv (2009), the result follows from the same method as for the M/M/1. Note that we have the same limitation as in Mojalal et al. (2019), where we must deal with integer-valued delay levels.

Theorem 3.3 (M/D/1 Expected Computation). *If $d = 0$,*

$$\mathbb{E}[\mathcal{W}_2^{DAPQ}] = \frac{\rho_1 b \rho}{2\mu(1 - \rho_1^A)(1 - \rho_1)(1 - \rho)}. \quad (16)$$

Otherwise, when $d = \ell/\mu$ for $\ell \in \mathbb{N}$,

$$\begin{aligned} \mathbb{E}[\mathcal{W}_2^{DAPQ}] = & \frac{\rho}{2\mu(1 - \rho)(1 - \rho_1)} - \frac{\rho_1 b e^{-\lambda_1 d}}{\mu(1 - \rho_1^A)(1 - \rho_1)} \times \\ & \sum_{j=1}^{\infty} \left\{ \sum_{k=2}^{j+\ell} \sum_{a=0}^{j+\ell-k} \frac{(-1)^a (\lambda_1 d)^{j+\ell-k}}{d^a (j + \ell - k - a)! a!} \sum_{n=0}^{k-1} \frac{\pi_{k-n} \rho_1^n}{n! \mu} \left[\frac{j-1}{n+a+1} - \frac{1}{n+a+2} \right] + \right. \\ & \sum_{k=2}^{\ell} \sum_{m=k}^{\ell} \frac{(m-1)^{m-k}}{(m-k)!} \left(\frac{k-1}{m-1} \right) \sum_{a=0}^{j+\ell-m} \frac{(-1)^a (\lambda_1 d - \rho_1(m-1))^{j+\ell}}{(d - (m-1)/\mu)^{m+a} (j + \ell - m - a)! a!} \times \\ & \left. \sum_{n=0}^{k-1} \frac{\pi_{k-n} \lambda_1^{n-k}}{n!} \left[\frac{j-1}{n+a_1} + \frac{1}{n+a+2} \right] \right\}, \end{aligned} \quad (17)$$

where π_i is given by

$$\pi_i = (1 - \rho) \left\{ e^{i\rho} + (-1)^i \sum_{k=1}^{i-1} (-1)^k \frac{e^{k\rho} (k\rho)^{i-k}}{(i-k)!} \left[\frac{i-k(1-\rho)}{k\rho} \right] \right\}. \quad (18)$$

Also,

$$\mathbb{E}[\mathcal{W}_1^{DAPQ}] = \frac{1}{\rho_1} \left(\frac{\rho^2}{2\mu(1 - \rho)} - \rho_2 \mathbb{E}[\mathcal{W}_2^{DAPQ}] \right). \quad (19)$$

Remark. Note that the formula for π_i is difficult to implement efficiently for large i , but can be approximated by $\pi_{i+1}/\pi_i = \tilde{\sigma}$, where $\tilde{\sigma}$ solves

$$\frac{e^{\rho\sigma}}{\sigma} = e^{\rho}, \quad (20)$$

as discussed in Appendix C of Tijms (1994).

The utility in computing this result for the M/D/1 is that a) it provides a simplified framework to compute the expected waiting time in any service distribution and b) it allows the effect of the service time variation on high-priority waiting times to be isolated. We may then approximate the average waiting time for a service distribution with the same mean but a variance falling below that of Exponential service by simple interpolation.

4. Numerical Results

Now that the previous section has outlined analytical expressions which can be efficiently implemented for computing the expected waiting time of both classes along with the waiting time distribution of Class-2 customers, we wish to use those to inform how a queueing system should be parametrized in order to meet specific KPIs in healthcare systems. The plots in this section were all computed to smaller than 10^{-5} accuracy, and can be computed in (sometimes significantly) less than 5 minutes of run time; arbitrarily better accuracy can be achieved by sacrificing run time.

4.1. Impact of Delay Level on Expected Waiting Times

Recall how the introduction of the accumulation parameter b and then the delay parameter d provide a true generalization of the FCFS and NPQ regimes. That is, the APQ with $b = 1$ corresponds to FCFS, the APQ with $b = 0$ or the Delayed APQ with $d = \infty$ correspond to the NPQ, and the Delayed APQ with $d = 0$ corresponds to the APQ. Consequently, increasing the delay level will interpolate between the APQ and the NPQ, where the former has the shortest Class-2 waiting times and the latter has the shortest Class-1 waiting times. To demonstrate this interpolation, we present the results for how changing the accumulation rate and delay period affects the expected waiting time for both Class-1 and Class-2 customers.

Figure 1 shows the effect of varying accumulation rate within $[0, 1]$ on the Class-1 (left panel) and Class-2 (right panel) expected waiting times. We discuss the effect on Class-1, since the Class-2 values are just a vertical reflection and scaling by occupancy due to the M/G/1 conservation law. Observe that, by definition, the NPQ expected waiting time is unaffected by accumulation rate. However, for each delay level, the curve begins equal to NPQ at $b = 0$, and then increases sub-linearly as b tends to 1. This confirms that allowing Class-2 customers to accumulate credit more rapidly penalizes Class-1 customers, but reveals that this is less effective as the limit of $b = 1$ is approached. Furthermore, as d gets smaller, the curves shift up vertically, approaching the APQ, which corresponds to $d = 0$. The continuous effect of this change is explored in Figure 3.

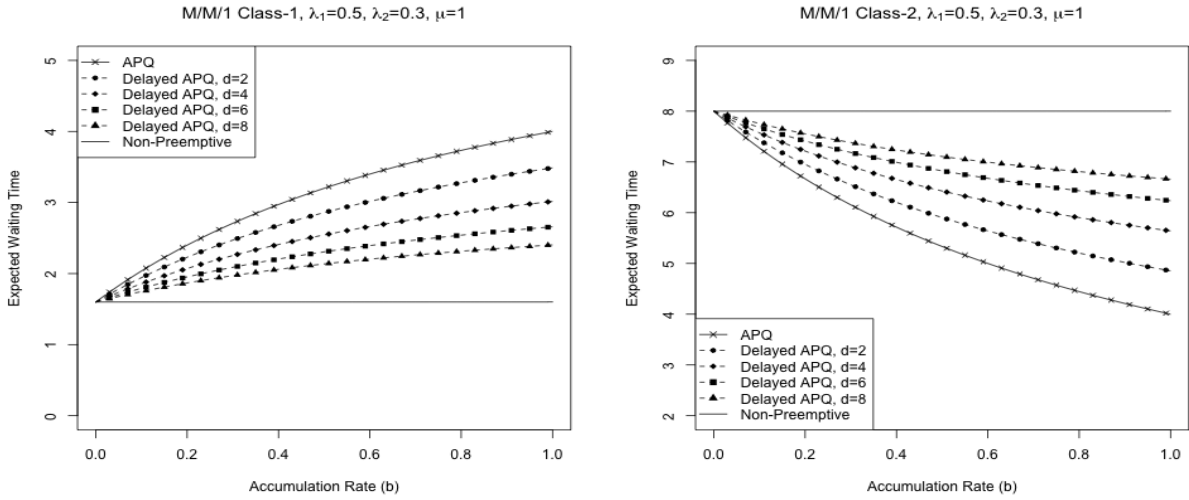


Figure 1: The effect of accumulation rate b on expected waiting time for the M/M/1 Delayed APQ when $\rho = 0.8$.

The same patterns apply for the M/D/1 case in Figure 2, although all the waiting times have been lowered as there is no longer variation in the service times. It is of interest that the effect seems to be roughly halving the wait, which is exactly the impact on the average wait in a FCFS queue when moving from M/M/1 to M/D/1. As previously mentioned, this is because now the only source of variation is the arrival process.

Next, we are interested in the effect of changing d over different values of b in Figure 3, where again the left panel pertains to Class-1 and the right panel pertains to Class-2. By definition, FCFS (corresponding to $b = 1$ and $d = 0$) upper bounds all of the Class-1 expected waiting times. Then, starting from $d = 0$ (the APQ expected waiting time), each b curve decreases smoothly towards the NPQ expected waiting time, which corresponds to $b = 0$. While we observe that the marginal impact of increasing d always becomes smaller as d becomes very large, the initial changes are much more pronounced (steeper slope) for small values of b . The same patterns hold, with the same scaling of

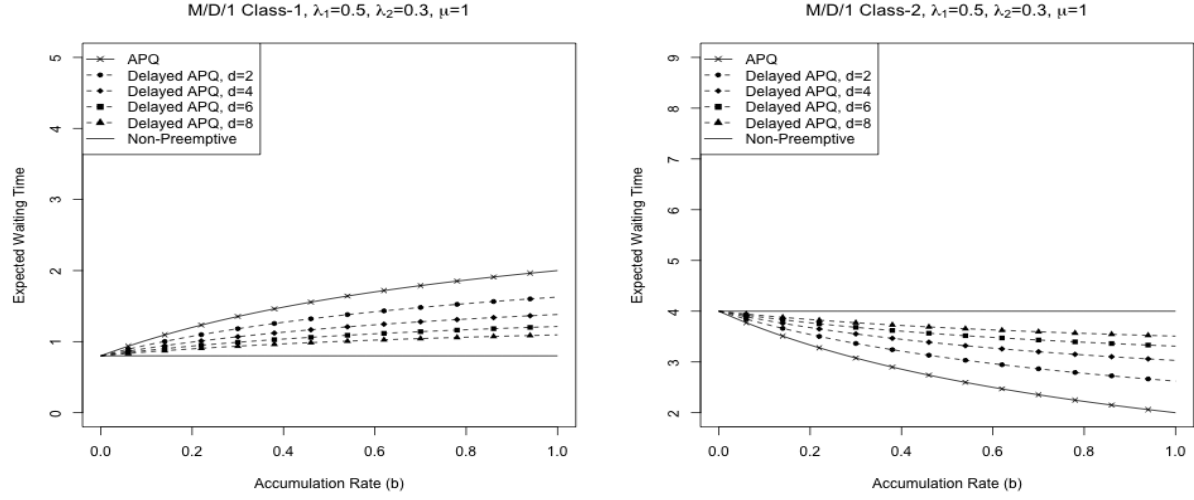


Figure 2: The effect of accumulation rate b on expected waiting time for the M/D/1 Delayed APQ when $\rho = 0.8$.

about 1/2, for the M/D/1 case in Figure 4. Again, as mentioned for Theorem 3.3, we can only compute this at integer values of d .

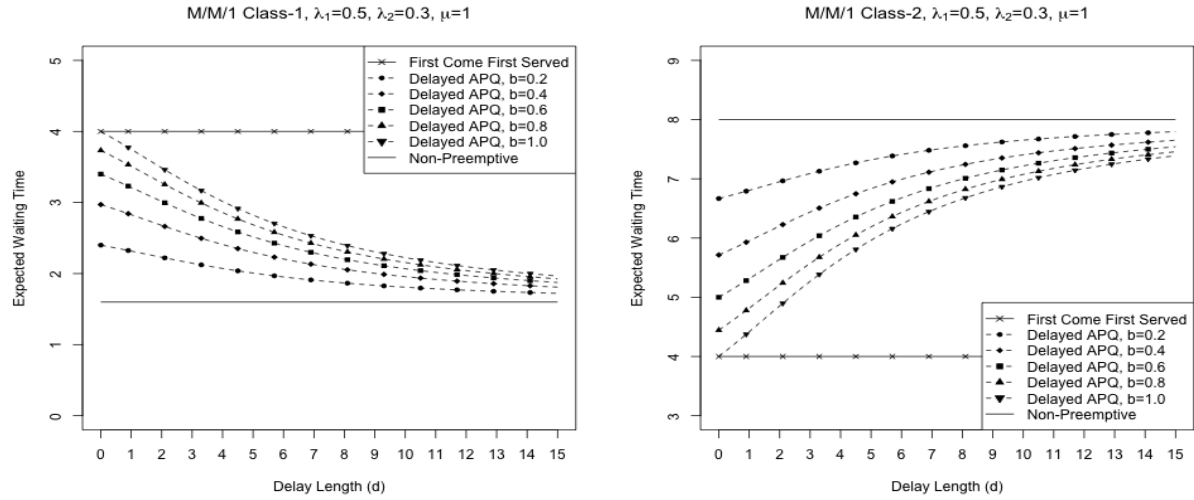


Figure 3: The effect of delay length d on expected waiting time for the M/M/1 Delayed APQ when $\rho = 0.8$.

4.2. Optimizing Parameters for Healthcare KPIs

We can now use our contribution of the expected Class-1 waiting time to determine optimal parametrizations for certain KPI values. In particular, we are interested in the same KPIs studied in Sharif (2016), Li et al. (2019), and Mojalal et al. (2019). Using the Canadian Triage and Acuity Scale (CTAS), these papers define the high and low class customers within an emergency department after excluding the patients who must always be seen immediately and those who have very minor ailments (and make up a negligible proportion of emergency department patients). Then,

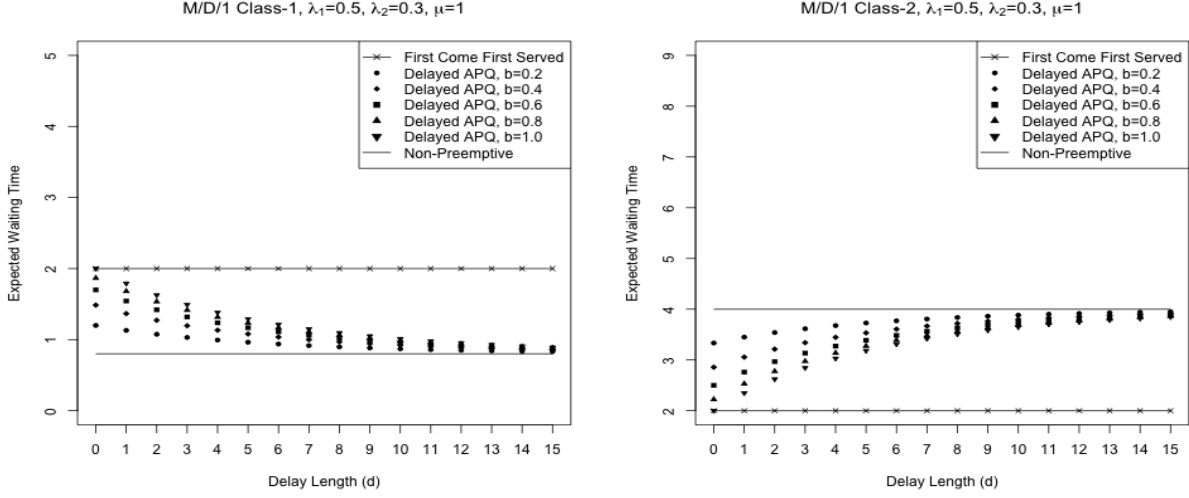


Figure 4: The effect of delay length d on expected waiting time for the M/D/1 Delayed APQ when $\rho = 0.8$.

the prescribed KPIs by Bullard et al. (2017), which are unchanged from Bullard et al. (2008), are for CTAS-3 (Class-1) patients to wait less than 30 minutes, 90% of the time, and for CTAS-4 (Class-2) patients to wait less than 60 minutes, 85% of the time.

Mojalal et al. (2019) incorporate the CTAS KPI by optimizing over the accumulation rate given the desired delay level. That is, for values of d , a waiting time target w , and a compliance probability p , they find

$$b^*(d) = \min \{b : b \in [0, 1], F_2^{\text{DAPO}}(w) \geq p\}. \quad (21)$$

The KPI example they explicitly use is $w = 4$ and $p = 0.8$, which in the context of a mean service length being 15 minutes (Dreyer et al. 2009) corresponds to the smallest accumulation rate for a given delay level such that at least 80% of CTAS-4 patients wait less than one hour. However, this approach requires one to fix the delay level, and it is unclear what the optimal way to do so is. Fortunately, the additional information of the Class-1 expected waiting time allows us to extend this analysis by optimizing for both d and b together.

Our optimization objective, given λ_1 and λ_2 (and taking $\mu = 1$ for simplicity), is to choose d and b which minimize the Class-1 expected waiting time subject to the Class-2 constraint of a waiting time target and compliance probability. Since the Class-1 waiting time will always increase if more Class-2 patients wait less than the target, the optimal (d, b) pair will be achieved at the constraint boundary $F_2^{\text{DAPO}}(w) = p$. Thus, the constraint is equivalent to fixing a single quantile of the Class-2 waiting time distribution.

In Figure 9 of Mojalal et al. (2019), the authors observe that the range of d values with $b^*(d) < 1$ is quite small for such a KPI at various occupancy levels. In Figure 5, we complete this observation by identifying all values of λ_1 and λ_2 where the optimal (d, b) pair exists and is not $d = \infty$ or $b = 0$ (referred to as the *feasible region*) for various KPI parameters. This both simplifies the problem by reducing the number of optimizations we need to perform and demonstrates the restrictive nature of the CTAS KPIs, since most real emergency departments operate in the upper right corner of occupancy levels.

To interpret Figure 5, recall that the NPQ regime leads to the lowest Class-1 waiting times, so if the constraint can be achieved by the NPQ there is no further optimization to be done. Similarly, the FCFS regime is the best-case scenario for Class-2 waiting times, and consequently if the KPI cannot be achieved in this regime the occupancy levels are

simply too high. Thus, we plot the lower boundary of when the NPQ is strong enough and the upper boundary of when the FCFS is too weak to achieve the KPI for Class-2 customers for both one hour (left panel) and half hour (right panel) waiting time targets with various compliance probabilities. The interpretation of these plots is that for each KPI probability level, the (λ_1, λ_2) pairs to the left of the feasible region have sufficiently small occupancy such that the KPI can be achieved by Class-2 customers even under the penalizing NPQ, while to the right of the feasible region it is impossible to meet the KPI. Thus, the (λ_1, λ_2) pairs which require further optimization are only those that fall within the feasible region.

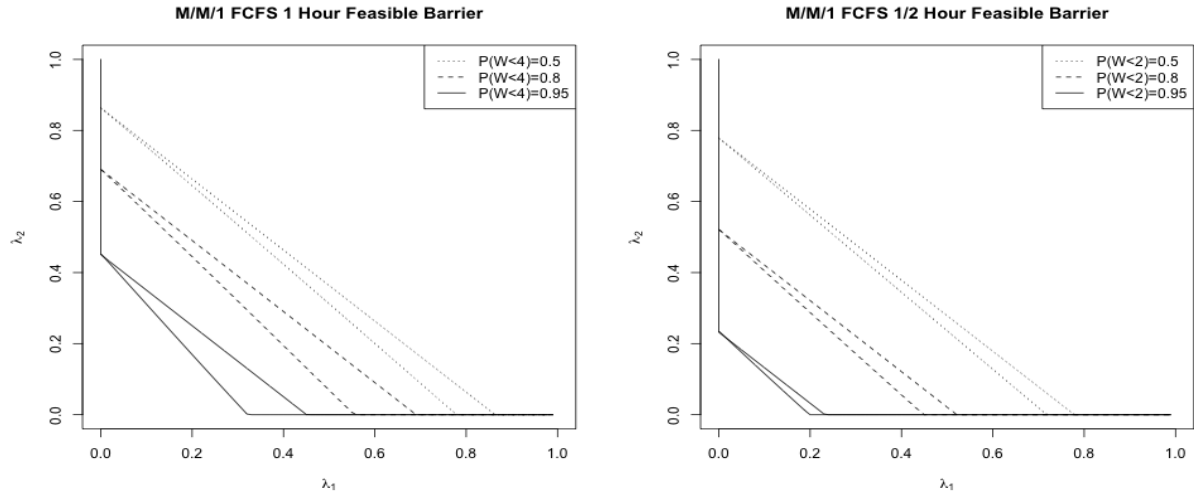


Figure 5: Upper and lower boundaries for (λ_1, λ_2) pairs that meet KPI probability for Class-2 waiting time under one hour and half hour and require optimization of d .

Now, for each (λ_1, λ_2) pair within these boundary lines, there are various (d, b) pairs which can be chosen to ensure that Class-2 customers meet the required KPI. Observe that for a fixed d value, a smaller b value always corresponds to a lower Class-1 waiting time. This means that we only need to optimize for d along the curve of parameters defined by $(d, b^*(d))$.

Here is where we turn to our contribution of the expected Class-1 waiting time to determine which d value is optimal to choose. To illustrate our approach, we use Figure 6, which focuses on the middle triangle of the left panel of Figure 5, corresponding to the KPI of $\mathbb{P}(\mathcal{W}_2^{\text{DAPO}} < 4) \geq 0.8$. Each of the three panels correspond to different (λ_1, λ_2) pairs that lie in the triangle. The x -axis enumerates the values of d for which $b^*(d) < 1$, and the y -axis displays the Class-1 expected waiting time for the parameters $(d, b^*(d))$.

What we find in each of the panels is quite surprising, since as d increases, b increases so much that the net effect is to increase the Class-1 expected waiting time. This suggests that for the purpose of meeting Class-2 KPIs while optimizing Class-1 expected waiting time, one should not prefer a Delayed APQ over a standard APQ. Furthermore, moving left to right through the panels reveals that the detrimental effect of increasing the delay level on the Class-1 expected waiting time becomes more severe as λ_2 controls a high proportion of occupancy. Finally, we note that while these figures only address specific KPI examples and the M/M/1 case, further numerical investigation showed the same conclusions hold for M/D/1 and other KPI levels.

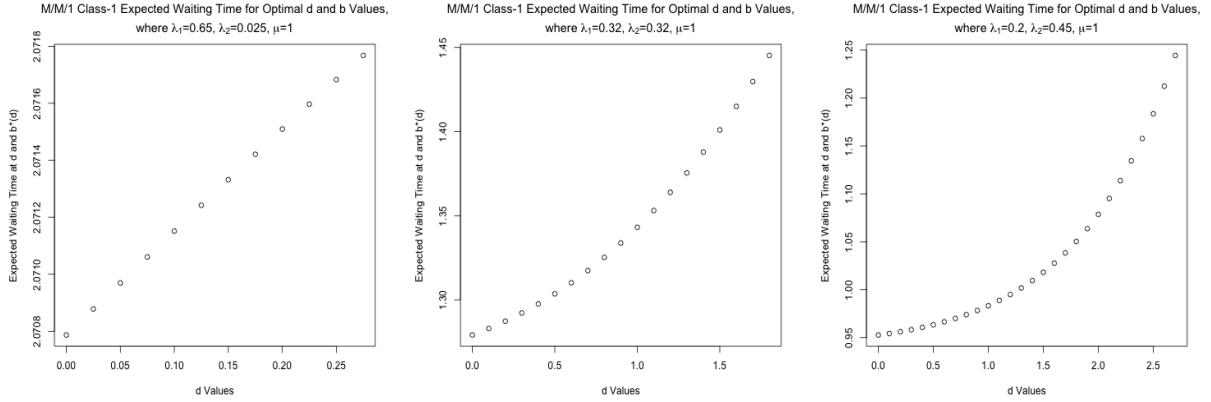


Figure 6: $\mathbb{E}W_1^{\text{DAPO}}$ for $(d, b^*(d))$ pairs associated with various occupancy levels for the KPI $\mathbb{P}(W_2^{\text{DAPO}} < 4) \geq 0.8$.

5. Conclusions

This paper builds on previous results for Class-2 waiting times by providing an analytical expression for the Class-1 expected waiting time in the M/G/1 Delayed APQ. We provide an algorithm which can be efficiently implemented for the M/M/1 and M/D/1 service disciplines, and numerical results are given which demonstrate the effect of changing the accumulation rate and the delay period.

This contribution is then applied to the healthcare setting; specifically, waiting times for patients in Canadian emergency departments. Previous analysis of KPI compliance for Class-2 customers is extended by also optimizing over the expected waiting time for Class-1 customers. We conclude that outside of the regions where the NPQ suffices or the FCFS fails, the optimal queueing regime is always the APQ, or equivalently a Delayed APQ with $d = 0$.

While we have observed that the APQ is always better than the Delayed APQ for the specific KPI optimization considered in this work, there may be other performance criteria which favour a non-zero delay length. In particular, future work to determine the entire Class-1 waiting time distribution will allow for KPIs based on the high-priority quantiles. A first step in this direction will be to use the expected waiting time computation from this paper to estimate tight upper and lower bounds for the Class-1 waiting time distribution.

Acknowledgements

This work is supported by an NSERC Canada Graduate Scholarship [CGSD3-534416-2019] and an NSERC Discovery Grant. The authors are grateful to Dr. Doug Down from McMaster University for his insights regarding the geometric tail decay rate of the M/D/1 queue length.

References

- I. Adan and M. Haviv. Conditional ages and residual service times in the M/G/1 queue. *Stochastic Models*, 25: 110–128, 2009.
- M. J. Bullard, B. Unger, J. Spence, and E. Grafstein. Revisions to the Canadian Emergency Department Triage and Acuity Scale (CTAS) Guidelines. *Canadian Journal of Emergency Medicine*, 10:136–151, 2008.

- M. J. Bullard, E. Musgrave, D. Warren, B. Unger, T. Skeldon, R. Grierson, E. van der Linde, and J. Swain. Revisions to the Canadian Emergency Department Triage and Acuity Scale (CTAS) Guidelines 2016. *Canadian Journal of Emergency Medicine*, 19:S18–S27, 2017.
- J. F. Dreyer, S. L. McLeod, C. K. Anderson, M. W. Carter, and G. S. Zaric. Physician workload and the Canadian Emergency Department Triage and Acuity Scale: The predictors of workload in the emergency room (POWER) study. *Canadian Journal of Emergency Medicine*, 11:321–329, 2009.
- L. Kleinrock. A conservation law for a wide class of queueing disciplines. *Naval Research Logistics Quarterly*, 12(2): 181–192, 1965.
- L. Kleinrock. *Queueing Systems, Volume II: Computer Applications*. Wiley, 1976.
- N. Li, D. A. Stanford, A. B. Sharif, R. J. Caron, and A. Pardhan. Optimising key performance indicator adherence with application to emergency department congestion. *European Journal of Operational Research*, 272:313–323, 2019.
- M. Mojalal, D. A. Stanford, and R. J. Caron. The lower-class waiting time distribution in the delayed accumulating priority queue. *INFOR: Information Systems and Operational Research*, 2019.
- A. B. Sharif. *Probability models for healthcare operations with application to emergency medicine*. PhD thesis, The University of Western Ontario, 2016.
- D. A. Stanford, P. Taylor, and I. Ziedins. Waiting time distributions in the accumulating priority queue. *Queueing Systems*, 77(3):297–330, 2014.
- H. C. Tijms. *Stochastic models: An algorithmic approach*. Wiley, 1994.

Appendix A – Proofs from Section 3

Proof of Theorem 3.2. By Corollary 3.1 of Mojalal et al. (2019),

$$\mathbb{E} \mathcal{W}_2^{\text{DAPO}} = \mathbb{E} [\mathcal{W}_2^{\text{DAPO}} \mathbb{1}\{\mathcal{W}_2^{\text{DAPO}} \leq d\}] + \mathbb{E} [\mathcal{W}_2^{\text{DAPO}} \mathbb{1}\{\mathcal{W}_2^{\text{DAPO}} > d\}] \quad (\text{A.1})$$

$$= \mathbb{E} [\mathcal{W}_2^{\text{NPQ}} \mathbb{1}\{\mathcal{W}_2^{\text{NPQ}} \leq d\}] + \mathbb{E} [\mathcal{W}_2^{\text{DAPO}} \mathbb{1}\{\mathcal{W}_2^{\text{DAPO}} > d\}]. \quad (\text{A.2})$$

Then, using the definition of LST and Theorem 3.2 of Mojalal et al. (2019),

$$\mathbb{E} [\mathcal{W}_2^{\text{DAPO}} \mathbb{1}\{\mathcal{W}_2^{\text{DAPO}} > d\}] \quad (\text{A.3})$$

$$= - \left. \frac{d}{ds} \tilde{F}_2^{\text{DAPO}}(s; d) \right|_{s=0} \quad (\text{A.4})$$

$$= \sum_{i=1}^{\infty} \pi_i \sum_{j=1}^{\infty} \mathbb{P} [N_d = j, N_t > 0 \forall t \in [0, d) | N_0 = i] \left(- \frac{d}{ds} \left[e^{-sd} (\tilde{\eta}^{\text{DAPO}}(s))^j \right] \right) \Big|_{s=0} \quad (\text{A.5})$$

$$= \sum_{i=1}^{\infty} \pi_i \sum_{j=1}^{\infty} \mathbb{P} [N_d = j, N_t > 0 \forall t \in [0, d) | N_0 = i] \left(d - j \frac{d}{ds} \tilde{\eta}^{\text{DAPO}}(s) \right) \Big|_{s=0}, \quad (\text{A.6})$$

where the last line follows from $\tilde{\eta}^{\text{DAPO}}(0) = 1$.

Now, similarly,

$$\mathbb{E} \mathcal{W}_2^{\text{NPQ}} = \mathbb{E} [\mathcal{W}_2^{\text{NPQ}} \mathbb{1}\{\mathcal{W}_2^{\text{NPQ}} \leq d\}] + \mathbb{E} [\mathcal{W}_2^{\text{NPQ}} \mathbb{1}\{\mathcal{W}_2^{\text{NPQ}} > d\}], \quad (\text{A.7})$$

and by Lemma 3.1,

$$\mathbb{E} [\mathcal{W}_2^{\text{NPQ}} \mathbb{1}\{\mathcal{W}_2^{\text{NPQ}} > d\}] = \sum_{i=1}^{\infty} \pi_i \sum_{j=1}^{\infty} \mathbb{P} [N_d = j, N_t > 0 \forall t \in [0, d] | N_0 = i] \left(d - j \frac{d}{ds} \tilde{\eta}^{\text{NPQ}}(s) \Big|_{s=0} \right). \quad (\text{A.8})$$

Consequently,

$$\mathbb{E} [\mathcal{W}_2^{\text{NPQ}} - \mathcal{W}_2^{\text{DAPQ}}] \quad (\text{A.9})$$

$$= \sum_{i=1}^{\infty} \pi_i \sum_{j=1}^{\infty} \mathbb{P} [N_d = j, N_t > 0 \forall t \in [0, d] | N_0 = i] j \left(\frac{d}{ds} \tilde{\eta}^{\text{DAPQ}}(s) \Big|_{s=0} - \frac{d}{ds} \tilde{\eta}^{\text{NPQ}}(s) \Big|_{s=0} \right) \quad (\text{A.10})$$

$$= \frac{\rho_1 b}{\mu(1 - \rho_1^A)(1 - \rho_1)} \sum_{i=1}^{\infty} \pi_i \sum_{j=1}^{\infty} j \mathbb{P} [N_d = j, N_t > 0 \forall t \in [0, d] | N_0 = i], \quad (\text{A.11})$$

where the last line follows from differentiating the explicit forms of $\tilde{\eta}^{\text{DAPQ}}$ and $\tilde{\eta}^{\text{NPQ}}$.

We use a continuous time Markov chain to handle this conditional probability, which is characterized by the transition matrix

$$P = \begin{bmatrix} 1 & 0 & 0 & 0 & \cdots \\ q & 0 & p & 0 & \cdots \\ 0 & q & 0 & p & \cdots \\ 0 & 0 & q & 0 & \cdots \\ \vdots & \vdots & \vdots & \vdots & \ddots \end{bmatrix} \quad (\text{A.12})$$

such that for $q = \frac{\mu}{\mu + \lambda_1}$, $p = \frac{\lambda_1}{\mu + \lambda_1}$, and $\nu = \mu + \lambda_1$ we obtain

$$\mathbb{P} [N_d = j, N_t > 0; 0 \leq t \leq d | N_0 = i] = \sum_{k=0}^{\infty} P_{ij}^k \frac{e^{-\nu d} (\nu d)^k}{k!}. \quad (\text{A.13})$$

We are only interested in i and j such that the system is busy, so we define P_+ to be the P matrix with its first row and first column removed. Observe that $P_+^k = (P^k)_+$. Now, define the following row and column vectors:

$$\pi_+ = (1 - \rho) [\rho, \rho^2, \rho^3, \dots], J_+ = \begin{bmatrix} 1 \\ 2 \\ 3 \\ \vdots \end{bmatrix}, \quad (\text{A.14})$$

where π_+ is defined in view of the stationary distribution of the M/M/1 being $\pi_i = (1 - \rho)\rho^i$.

Then,

$$\mathbb{E} [\mathcal{W}_2^{\text{NPQ}} - \mathcal{W}_2^{\text{DAPQ}}] = \frac{\rho_1 b}{\mu(1 - \rho_1^A)(1 - \rho_1)} \sum_{k=0}^{\infty} \frac{e^{-\nu d} (\nu d)^k}{k!} \pi_+ P_+^k J_+. \quad (\text{A.15})$$

First, observe that

$$\pi_+ P_+ = (1 - \rho) [q\rho^2, p\rho + q\rho^3, p\rho^2 + q\rho^4, p\rho^3 + q\rho^5, \dots]. \quad (\text{A.16})$$

That is, for all but the first term,

$$(\pi_+ P_+)_i = (1 - \rho) \rho^{i-1} r; \quad i \geq 2, \quad (\text{A.17})$$

for $r = p + q\rho^2$. Repeatedly carrying out this the process and applying induction, we obtain

$$(\pi_+ P_+^k)_i = (1 - \rho) \rho^{i-k} r^k; \quad i \geq k + 1. \quad (\text{A.18})$$

Thus, letting $x_\ell^{(k)}; \ell = 1, 2, \dots, k$ denote the undetermined terms of the k th product, we can write

$$\pi_+ P_+^k J_+ = (1 - \rho) \sum_{\ell=1}^k \ell x_\ell^{(k)} + (1 - \rho) \sum_{\ell=k+1}^{\infty} \ell \rho^{\ell-k} r^k. \quad (\text{A.19})$$

Focusing on the second term,

$$(1 - \rho) \sum_{\ell=k+1}^{\infty} \ell \rho^{\ell-k} r^k = (1 - \rho) r^k \sum_{s=1}^{\infty} (s + k) \rho^s \quad (\text{A.20})$$

$$= (1 - \rho) r^k \left[\sum_{s=1}^{\infty} s \rho^s + k \sum_{s=1}^{\infty} \rho^s \right] \quad (\text{A.21})$$

$$= (1 - \rho) r^k \left[\rho \sum_{s=1}^{\infty} s \rho^{s-1} + k \sum_{s=1}^{\infty} \rho^s \right] \quad (\text{A.22})$$

$$= (1 - \rho) r^k \left[\frac{\rho}{(1 - \rho)^2} + \frac{k\rho}{1 - \rho} \right] \quad (\text{A.23})$$

$$= \rho r^k \left[\frac{1}{1 - \rho} + k \right]. \quad (\text{A.24})$$

Combining these means

$$\sum_{k=0}^{\infty} \frac{e^{-\nu d} (\nu d)^k}{k!} \pi_+ P_+^k J_+ \quad (\text{A.25})$$

$$= (1 - \rho) \sum_{k=0}^{\infty} \left(\sum_{\ell=1}^k \ell x_\ell^{(k)} \frac{e^{-\nu d} (\nu d)^k}{k!} \right) + \sum_{k=0}^{\infty} \left(\rho r^k \left[\frac{1}{1 - \rho} + k \right] \frac{e^{-\nu d} (\nu d)^k}{k!} \right) \quad (\text{A.26})$$

$$= (1 - \rho) \sum_{k=0}^{\infty} \left(\sum_{\ell=1}^k \ell x_\ell^{(k)} \frac{e^{-\nu d} (\nu d)^k}{k!} \right) + \frac{\rho e^{-\nu d + r\nu d}}{1 - \rho} \sum_{k=0}^{\infty} \left(\frac{e^{-r\nu d} (r\nu d)^k}{k!} \right) \\ + \rho e^{-\nu d + r\nu d} \sum_{k=0}^{\infty} k \left(\frac{e^{-r\nu d} (r\nu d)^k}{k!} \right) \quad (\text{A.27})$$

$$= (1 - \rho) \sum_{k=0}^{\infty} \frac{e^{-\nu d} (\nu d)^k}{k!} \left(\sum_{\ell=1}^k \ell x_\ell^{(k)} \right) + \rho e^{-\nu d + r\nu d} \left(\frac{1}{1 - \rho} + r\nu d \right), \quad (\text{A.28})$$

where the last line follows from the fact that $\frac{e^{-\nu d} (\nu d)^k}{k!}$ is a Poisson($r\nu d$) probability mass function. Then, it remains to observe that the $x_\ell^{(k)}$'s indeed satisfy the recursive formula and that from Kleinrock (1976),

$$\mathbb{E} \mathcal{W}_2^{\text{NPQ}} = \frac{\rho}{\mu(1 - \rho_1)(1 - \rho)}. \quad (\text{A.29})$$

Finally, apply the conservation law to get the Class-1 expected waiting time. \square

Proof of Theorem 3.3. Using the same logic as the proof of Theorem 3.2 applied to Corollary 3.2 of Mojalal et al. (2019),

$$\mathbb{E} [\mathcal{W}_2^{\text{NPQ}} - \mathcal{W}_2^{\text{DAPQ}}] \quad (\text{A.30})$$

$$= \sum_{i=1}^{\infty} \pi_i \sum_{j=1}^{\infty} \mathbb{P} [N_d = j, N_t > 0 \forall t \in [0, d) | N_0 = i] \times \left[\frac{d}{ds} \tilde{\eta}_{\mathcal{R}|j}^{\text{DAPQ}}(s) \Big|_{s=0} - \frac{d}{ds} \tilde{\eta}_{\mathcal{R}|j}^{\text{NPQ}}(s) \Big|_{s=0} + (j-1) \left(\frac{d}{ds} \tilde{\eta}^{\text{DAPQ}}(s) \Big|_{s=0} - \frac{d}{ds} \tilde{\eta}^{\text{NPQ}}(s) \Big|_{s=0} \right) \right]. \quad (\text{A.31})$$

Recall that the LST of deterministic service is $\tilde{F}(s) = e^{-s/\mu}$. Thus,

$\tilde{\eta}^{\text{DAPQ}}(s) = \exp \{ -[s + \lambda_1^A(1 - \tilde{\eta}^{\text{DAPQ}}(s))]/\mu \}$, so

$$-\frac{d}{ds} \tilde{\eta}^{\text{DAPQ}}(s) \Big|_{s=0} = \exp \{ -[\lambda_1^A(1 - \tilde{\eta}^{\text{DAPQ}}(0))]/\mu \} \frac{1}{\mu} \left[1 - \lambda_1^A \frac{d}{ds} \tilde{\eta}^{\text{DAPQ}}(s) \Big|_{s=0} \right] \quad (\text{A.32})$$

$$-\frac{d}{ds} \tilde{\eta}^{\text{DAPQ}}(s) \Big|_{s=0} = \frac{1}{\mu(1 - \rho_1^A)}. \quad (\text{A.33})$$

Similarly,

$$-\frac{d}{ds} \tilde{\eta}^{\text{NPQ}}(s) \Big|_{s=0} = \frac{1}{\mu(1 - \rho_1)}. \quad (\text{A.34})$$

Then, we have the following intermediary terms to assist in computing the residual accreditation interval. Recall that $d \in \mathbb{N}$. Let $N_{\mathcal{R}^-}$ be the number of customers in system immediately before the first service completion after arrival. For $k \in \mathbb{N}$ and $r > 0$,

$$p_r(k) := \mathbb{P} (N_{\mathcal{R}^-} = k, N_0 > 0 | \mathcal{R} = r) = \sum_{n=0}^{k-1} \pi_{k-n} e^{-\lambda_1 r} \frac{(\lambda_1 r)^n}{n!}. \quad (\text{A.35})$$

Also, for $i \in \mathbb{N}$ and $r > 0$,

$$q_r(i) := \mathbb{P} (i \text{ arrivals in } (\mathcal{R}, d) | \mathcal{R} = r) = e^{-\lambda_1(d-r)} \frac{(\lambda_1(d-r))^i}{i!}. \quad (\text{A.36})$$

Finally, for $k \leq m \leq \ell$, $j \in \mathbb{Z}_+$, and $r > 0$,

$$B_{k,r}(m, j) := \mathbb{P} (N_{\mathcal{R}+(m-1)/\mu} = 0, N_t > 0 \forall t \in [0, \mathcal{R} + (m-1)/\mu), N_d = j | N_{\mathcal{R}^-} = k, \mathcal{R} = r) \quad (\text{A.37})$$

$$= \left[e^{-\rho_1(m-1)} \frac{(\rho_1(m-1))^{m-k}}{(m-k)!} \left(\frac{k-1}{m-1} \right) e^{-\rho_1(\ell-(m-1))\lambda_1 r} \right] \times \left[\frac{(\rho_1(\ell-(m-1)) - \lambda_1 r)^{j+\ell-m}}{(j+\ell-m)!} \right] \quad (\text{A.38})$$

$$= e^{-\lambda_1(d-r)} \frac{(\rho_1(m-1))^{m-k}}{(m-k)!} \left(\frac{k-1}{m-1} \right) \frac{(\rho_1(\ell-(m-1)) - \lambda_1 r)^{j+\ell-m}}{(j+\ell-m)!}. \quad (\text{A.39})$$

Then,

$$B_{k,r}(j) := \mathbb{P} (\exists m \in [d] \text{ s.t. } N_{\mathcal{R}+(m-1)/\mu} = 0, N_d = j, N_0 > 0 | N_{\mathcal{R}^-} = k, \mathcal{R} = r) = \sum_{m=k}^d B_{k,r}(m, j). \quad (\text{A.40})$$

Recall that since the service is always $1/\mu$, the unconditional residual service time is $\mathcal{R} \sim \text{Unif}(0, 1/\mu)$. Consider the case where $d > 0$. Letting $f(x)$ denote $\frac{d}{dx}F(x)$ for any F ,

$$f^{\mathcal{R}_j}(r) = \sum_{k=2}^{\ell} p_r(k) [q_r(j + \ell - k) - B_{k,r}(j)] + \sum_{k=\ell+1}^{j+\ell} p_r(k) q_r(j + \ell - k) \quad (\text{A.41})$$

$$= \sum_{k=2}^{j+\ell} p_r(k) q_r(j + \ell - k) - \sum_{k=2}^{\ell} p_r(k) B_{k,r}(j). \quad (\text{A.42})$$

Next,

$$\tilde{F}^{\mathcal{R}_{|j}}(s) = \int_0^{1/\mu} e^{-sr} f^{\mathcal{R}_{|j}}(r) dr = \int_0^{1/\mu} e^{-sr} \frac{f^{\mathcal{R}_j}(r)}{\mathbb{P}(N_d = j, N_t > 0 \forall t \in [0, d])} dr, \quad (\text{A.43})$$

so

$$-\frac{d}{ds} \tilde{F}^{\mathcal{R}_{|j}}(s) \Big|_{s=0} = \frac{1}{\mathbb{P}(N_d = j, N_t > 0 \forall t \in [0, d])} \int_0^{1/\mu} r f^{\mathcal{R}_j}(r) dr. \quad (\text{A.44})$$

Thus,

$$-\frac{d}{ds} \tilde{\eta}_{\mathcal{R}_{|j}}^{\text{DAPO}}(s) \Big|_{s=0} = \left[-\frac{d}{ds} \tilde{F}^{\mathcal{R}_{|j}}(s + \lambda_1^A(1 - \tilde{\eta}^{\text{DAPO}}(s))) \Big|_{s=0} \right] \frac{1}{\mu} \left[1 - \lambda_1^A \frac{d}{ds} \tilde{\eta}^{\text{DAPO}}(s) \Big|_{s=0} \right] \quad (\text{A.45})$$

$$= \left[\frac{1}{\mathbb{P}(N_d = j, N_t > 0 \forall t \in [0, d])} \int_0^{1/\mu} r f^{\mathcal{R}_j}(r) dr \right] \frac{1}{\mu} \left[1 + \frac{\rho_1^A}{1 - \rho_1^A} \right]. \quad (\text{A.46})$$

Similarly,

$$-\frac{d}{ds} \tilde{\eta}_{\mathcal{R}_{|j}}^{\text{NPQ}}(s) \Big|_{s=0} = \left[\frac{1}{\mathbb{P}(N_d = j, N_t > 0 \forall t \in [0, d])} \int_0^{1/\mu} r f^{\mathcal{R}_j}(r) dr \right] \frac{1}{\mu} \left[1 + \frac{\rho_1}{1 - \rho_1} \right] \quad (\text{A.47})$$

That is,

$$\frac{d}{ds} \tilde{\eta}_{\mathcal{R}_{|j}}^{\text{DAPO}}(s) \Big|_{s=0} - \frac{d}{ds} \tilde{\eta}_{\mathcal{R}_{|j}}^{\text{NPQ}}(s) \Big|_{s=0} \quad (\text{A.48})$$

$$= \frac{1}{\mu} \left[\frac{\rho_1}{1 - \rho_1} - \frac{\rho_1^A}{1 - \rho_1^A} \right] \left[\frac{1}{\mathbb{P}(N_d = j, N_t > 0 \forall t \in [0, d])} \int_0^{1/\mu} r f^{\mathcal{R}_j}(r) dr \right] \quad (\text{A.49})$$

$$= \left[\frac{\rho_1 b}{\mu(1 - \rho_1^A)(1 - \rho_1)} \right] \left[\frac{1}{\mathbb{P}(N_d = j, N_t > 0 \forall t \in [0, d])} \int_0^{1/\mu} r f^{\mathcal{R}_j}(r) dr \right]. \quad (\text{A.50})$$

Thus, plugging this into (A.31) gives

$$\mathbb{E} [\mathcal{W}_2^{\text{NPQ}} - \mathcal{W}_2^{\text{DAPO}}] \quad (\text{A.51})$$

$$= \left[\frac{\rho_1 b}{\mu(1 - \rho_1^A)(1 - \rho_1)} \right] \sum_{i=1}^{\infty} \pi_i \sum_{j=1}^{\infty} \mathbb{P}[N_d = j, N_t > 0 \forall t \in [0, d) | N_0 = i] \times \left[\frac{1}{\mathbb{P}(N_d = j, N_t > 0 \forall t \in [0, d])} \int_0^{1/\mu} r f^{\mathcal{R}_j}(r) dr + (j - 1) \right] \quad (\text{A.52})$$

$$= \left[\frac{\rho_1 b}{\mu(1 - \rho_1^A)(1 - \rho_1)} \right] \sum_{j=1}^{\infty} \mathbb{P}[N_d = j, N_t > 0 \forall t \in [0, d)] \times \left[\frac{1}{\mathbb{P}(N_d = j, N_t > 0 \forall t \in [0, d])} \int_0^{1/\mu} r f^{\mathcal{R}_j}(r) dr + (j - 1) \right] \quad (\text{A.53})$$

$$= \left[\frac{\rho_1 b}{\mu(1 - \rho_1^A)(1 - \rho_1)} \right] \sum_{j=1}^{\infty} \int_0^{1/\mu} r f^{\mathcal{R}_j}(r) dr + \left[\frac{\rho_1 b}{\mu(1 - \rho_1^A)(1 - \rho_1)} \right] \sum_{j=1}^{\infty} (j - 1) \int_0^{1/\mu} f^{\mathcal{R}_j}(r) dr. \quad (\text{A.54})$$

It remains to compute these integrals. To do so, observe the following lemma:

Lemma A.1.

$$\int_0^b x^n (c-x)^m dx = b^{n+1} \sum_{a=0}^m \frac{1}{n+a+1} \binom{m}{a} c^{m-a} (-b)^a. \quad (\text{A.55})$$

Proof.

$$\int_0^b x^n (c-x)^m dx = \int_0^b x^n \sum_{a=0}^m \binom{m}{a} c^{m-a} (-x)^a dx \quad (\text{A.56})$$

$$= \sum_{a=0}^m (-1)^a \binom{m}{a} c^{m-a} \int_0^b x^{n+a} dx \quad (\text{A.57})$$

$$= \sum_{a=0}^m (-1)^a \binom{m}{a} c^{m-a} \frac{b^{n+a+1}}{n+a+1} \quad (\text{A.58})$$

$$= b^{n+1} \sum_{a=0}^m \frac{1}{n+a+1} \binom{m}{a} c^{m-a} (-b)^a. \quad (\text{A.59})$$

□

Then,

$$\int_0^{1/\mu} \sum_{k=2}^{j+\ell} p_r(k) q_r(j+\ell-k) dr \quad (\text{A.60})$$

$$= \sum_{k=2}^{j+\ell} \sum_{n=0}^{k-1} \pi_{k-n} \int_0^{1/\mu} e^{-\lambda_1 r} \frac{(\lambda_1 r)^n}{n!} e^{-\lambda_1 (d-r)} \frac{(\lambda_1 (d-r))^{j+\ell-k}}{(j+\ell-k)!} dr \quad (\text{A.61})$$

$$= \sum_{k=2}^{j+\ell} \frac{e^{-\lambda_1 d}}{(j+\ell-k)!} \sum_{n=0}^{k-1} \frac{\pi_{k-n}}{n!} \int_0^{1/\mu} (\lambda_1 r)^n (\lambda_1 (d-r))^{j+\ell-k} dr \quad (\text{A.62})$$

$$= \sum_{k=2}^{j+\ell} \frac{e^{-\lambda_1 d}}{(j+\ell-k)!} \sum_{n=0}^{k-1} \frac{\pi_{k-n}}{n!} \lambda_1^{j+\ell-k+n} \int_0^{1/\mu} r^n (d-r)^{j+\ell-k} dr \quad (\text{A.63})$$

$$= \sum_{k=2}^{j+\ell} \frac{e^{-\lambda_1 d}}{(j+\ell-k)!} \sum_{n=0}^{k-1} \frac{\pi_{k-n}}{n!} \lambda_1^{j+\ell-k+n} (1/\mu)^{n+1} \sum_{a=0}^{j+\ell-k} \frac{1}{n+a+1} \binom{j+\ell-k}{a} d^{j+\ell-k-a} (-1)^a \quad (\text{A.64})$$

$$= e^{-\lambda_1 d} \sum_{k=2}^{j+\ell} \sum_{a=0}^{j+\ell-k} \frac{(-1)^a d^{j+\ell-k-a}}{(j+\ell-k-a)! a!} \sum_{n=0}^{k-1} \frac{\pi_{k-n} \lambda_1^{j+\ell-k+n}}{\mu^{n+1} (n+a+1) n!}. \quad (\text{A.65})$$

Next,

$$\int_0^{1/\mu} \sum_{k=2}^{\ell} p_r(k) B_{k,r}(j) dr \quad (\text{A.66})$$

$$= \sum_{k=2}^{\ell} \sum_{n=0}^{k-1} \pi_{k-n} \times \int_0^{1/\mu} e^{-\lambda_1 r} \frac{(\lambda_1 r)^n}{n!} \sum_{m=k}^{\ell} e^{-\lambda_1(d-r)} \frac{(\rho_1(m-1))^{m-k}}{(m-k)!} \left(\frac{k-1}{m-1} \right) \frac{(\rho_1(\ell - (m-1)) - \lambda_1 r)^{j+\ell-m}}{(j+\ell-m)!} dr \quad (\text{A.67})$$

$$= \sum_{k=2}^{\ell} e^{-\lambda_1 d} \sum_{m=k}^{\ell} \frac{(m-1)^{m-k}}{(m-k)! (j+\ell-m)!} \left(\frac{k-1}{m-1} \right) \sum_{n=0}^{k-1} \frac{\pi_{k-n} \lambda_1^{j+\ell+n-k}}{n!} \times \int_0^{1/\mu} r^n (d - (m-1)/\mu - r)^{j+\ell-m} dr \quad (\text{A.68})$$

$$= e^{-\lambda_1 d} \sum_{k=2}^{\ell} \sum_{m=k}^{\ell} \frac{(m-1)^{m-k}}{(m-k)!} \left(\frac{k-1}{m-1} \right) \sum_{n=0}^{k-1} \frac{\pi_{k-n} \lambda_1^{j+\ell+n-k}}{n!} \times \sum_{a=0}^{j+\ell-m} \frac{(-1)^a (\ell+1-m)^{j+\ell-m-a}}{\mu^{j+\ell-m-a} (n+a+1) (j+\ell-m-a)! a!} \quad (\text{A.69})$$

$$= e^{-\lambda_1 d} \sum_{k=2}^{\ell} \sum_{m=k}^{\ell} \frac{(m-1)^{m-k}}{(m-k)!} \left(\frac{k-1}{m-1} \right) \sum_{a=0}^{j+\ell-m} \frac{(-1)^a (\ell+1-m)^{j+\ell-m-a}}{\mu^{j+\ell-m-a} (j+\ell-m-a)! a!} \sum_{n=0}^{k-1} \frac{\pi_{k-n} \lambda_1^{j+\ell+n-k}}{(n+a+1) n!}. \quad (\text{A.70})$$

Thus,

$$\int_0^{1/\mu} f \mathcal{R}_j(r) dr \quad (\text{A.71})$$

$$= e^{-\lambda_1 d} \sum_{k=2}^{j+\ell} \sum_{a=0}^{j+\ell-k} \frac{(-1)^a d^{j+\ell-k-a}}{(j+\ell-k-a)! a!} \sum_{n=0}^{k-1} \frac{\pi_{k-n} \lambda_1^{j+\ell+n-k}}{\mu^{n+1} (n+a+1) n!} - \left[e^{-\lambda_1 d} \sum_{k=2}^{\ell} \sum_{m=k}^{\ell} \frac{(m-1)^{m-k}}{(m-k)!} \left(\frac{k-1}{m-1} \right) \times \sum_{a=0}^{j+\ell-m} \frac{(-1)^a (\ell+1-m)^{j+\ell-m-a}}{\mu^{j+\ell-m-a} (j+\ell-m-a)! a!} \sum_{n=0}^{k-1} \frac{\pi_{k-n} \lambda_1^{j+\ell+n-k}}{(n+a+1) n!} \right]. \quad (\text{A.72})$$

The exact same calculations with an additional r inside the integral gives

$$\int_0^{1/\mu} r f \mathcal{R}_j(r) dr \quad (\text{A.73})$$

$$= e^{-\lambda_1 d} \sum_{k=2}^{j+\ell} \sum_{a=0}^{j+\ell-k} \frac{(-1)^a d^{j+\ell-k-a}}{(j+\ell-k-a)! a!} \sum_{n=0}^{k-1} \frac{\pi_{k-n} \lambda_1^{j+\ell+n-k}}{\mu^{n+1} (n+a+2) n!} - \left[e^{-\lambda_1 d} \sum_{k=2}^{\ell} \sum_{m=k}^{\ell} \frac{(m-1)^{m-k}}{(m-k)!} \left(\frac{k-1}{m-1} \right) \times \sum_{a=0}^{j+\ell-m} \frac{(-1)^a (\ell+1-m)^{j+\ell-m-a}}{\mu^{j+\ell-m-a} (j+\ell-m-a)! a!} \sum_{n=0}^{k-1} \frac{\pi_{k-n} \lambda_1^{j+\ell+n-k}}{(n+a+2) n!} \right]. \quad (\text{A.74})$$

Plugging these last two results in along with the M/D/1 average waiting time from Kleinrock (1976) gives the first statement of the theorem.

Finally, consider the case where $d = 0$. First, observe that

$$\mathbb{E} [\mathcal{W}_2^{\text{NPQ}} - \mathcal{W}_2^{\text{DA PQ}}] \quad (\text{A.75})$$

$$= \sum_{i=1}^{\infty} \pi_i \sum_{j=1}^{\infty} \mathbb{P} [N_d = j, N_t > 0 \forall t \in [0, d) | N_0 = i] \times \left[\left. \frac{d}{ds} \tilde{\eta}_{\mathcal{R}|j}^{\text{DA PQ}}(s) \right|_{s=0} - \left. \frac{d}{ds} \tilde{\eta}_{\mathcal{R}|j}^{\text{NPQ}}(s) \right|_{s=0} + (j-1) \left(\left. \frac{d}{ds} \tilde{\eta}^{\text{DA PQ}}(s) \right|_{s=0} - \left. \frac{d}{ds} \tilde{\eta}^{\text{NPQ}}(s) \right|_{s=0} \right) \right] \quad (\text{A.76})$$

$$= \sum_{i=1}^{\infty} \sum_{j=1}^{\infty} \mathbb{P} [N_0 = j, N_0 > 0, N_0 = i] \times \left[\left. \frac{d}{ds} \tilde{\eta}_{\mathcal{R}|j}^{\text{DA PQ}}(s) \right|_{s=0} - \left. \frac{d}{ds} \tilde{\eta}_{\mathcal{R}|j}^{\text{NPQ}}(s) \right|_{s=0} + (j-1) \left(\left. \frac{d}{ds} \tilde{\eta}^{\text{DA PQ}}(s) \right|_{s=0} - \left. \frac{d}{ds} \tilde{\eta}^{\text{NPQ}}(s) \right|_{s=0} \right) \right] \quad (\text{A.77})$$

$$= \sum_{j=1}^{\infty} \pi_j \left[\left(\frac{\lambda_1 b}{(1 - \lambda_1^A)(1 - \lambda_1)} \right) \left(\frac{1}{\pi_j} \int_0^1 r f^{\mathcal{R}_j}(r) dr \right) + (j-1) \left(\frac{\lambda_1 b}{(1 - \lambda_1^A)(1 - \lambda_1)} \right) \right] \quad (\text{A.78})$$

$$= \left(\frac{\lambda_1 b}{(1 - \lambda_1^A)(1 - \lambda_1)} \right) \left[\sum_{j=1}^{\infty} \int_0^1 r f^{\mathcal{R}_j}(r) dr + \sum_{j=1}^{\infty} (j-1) \pi_j \right]. \quad (\text{A.79})$$

Then, we have the following result from Adan and Haviv (2009):

$$\int_0^1 r f^{\mathcal{R}_j}(r) dr = \frac{1 - \rho}{\lambda} \sum_{k=j+1}^{\infty} \pi_k. \quad (\text{A.80})$$

Then, using the average queue length for an M/D/1 queue,

$$\mathbb{E} [\mathcal{W}_2^{\text{NPQ}} - \mathcal{W}_2^{\text{DA PQ}}] \quad (\text{A.81})$$

$$= \left(\frac{\lambda_1 b}{(1 - \lambda_1^A)(1 - \lambda_1)} \right) \left[\frac{1 - \rho}{\lambda} \sum_{j=1}^{\infty} \sum_{k=j+1}^{\infty} \pi_k + \frac{\rho^2}{2(1 - \rho)} \right] \quad (\text{A.82})$$

$$= \left(\frac{\lambda_1 b}{(1 - \lambda_1^A)(1 - \lambda_1)} \right) \left[\frac{1 - \rho}{\lambda} \sum_{j=1}^{\infty} \mathbb{P}(N_0 > j) + \frac{\rho^2}{2(1 - \rho)} \right] \quad (\text{A.83})$$

$$= \left(\frac{\lambda_1 b}{(1 - \lambda_1^A)(1 - \lambda_1)} \right) \left[\frac{1 - \rho}{\lambda} (\mathbb{E} N_0 - \rho) + \frac{\rho^2}{2(1 - \rho)} \right] \quad (\text{A.84})$$

$$= \left(\frac{\lambda_1 b}{(1 - \lambda_1^A)(1 - \lambda_1)} \right) \left[\frac{1 - \rho}{\lambda} \frac{\rho^2}{2(1 - \rho)} + \frac{\rho^2}{2(1 - \rho)} \right] \quad (\text{A.85})$$

$$= \frac{1}{2} \left(\frac{\lambda_1 b}{(1 - \lambda_1^A)(1 - \lambda_1)} \right) \left[\rho + \frac{\rho^2}{1 - \rho} \right] \quad (\text{A.86})$$

$$= \frac{\lambda_1 b}{(1 - \lambda_1^A)(1 - \lambda_1)} \frac{\rho}{2(1 - \rho)}. \quad (\text{A.87})$$

□