



D-meson production in Pb–Pb collisions with ALICE at the LHC

Stefano Trogolo

on behalf of the ALICE Collaboration

Università di Padova, D.F.A. and INFN, Sez. Padova - Via Marzolo 8, 35131 Padova - Italy

Abstract

Heavy quarks, like charm and beauty, are sensitive probes to investigate the colour-deconfined medium created in high-energy heavy-ion collisions, the Quark–Gluon Plasma (QGP). The ALICE Collaboration measured the production of D^0 , D^+ , D^{*+} and D_s^+ in Pb–Pb collisions at $\sqrt{s_{NN}} = 5.02$ TeV. The measurement of the nuclear modification factor (R_{AA}) provides informations on the in-medium parton energy loss. In addition, the comparison between D_s^+ and the non-strange D-meson R_{AA} allows to investigate possible modifications of the charm-quark hadronisation mechanism in the QGP. The most recent results for these observables, which were obtained by analysing the latest 2018 data sample of Pb–Pb collisions, are presented as well as the comparison with theoretical model calculations.

Keywords: Heavy-ion, Charmed hadrons, Nuclear modification factor, QGP

1. Introduction

Heavy quarks (i.e. c and b quarks) are excellent probes for the characterisation of the deconfined medium created in ultra-relativistic heavy-ion collisions, the Quark–Gluon Plasma (QGP). Because of their large mass, heavy quarks are mainly produced in the early times of the collision, before the formation of the QGP, via hard-scattering processes [1]. The nuclear modification factor (R_{AA}) of hadrons containing heavy quarks, which is defined as the ratio between the transverse momentum (p_T) spectrum in nucleus–nucleus collisions (dN_{AA}/dp_T) and the p_T -differential cross section measured in pp collisions ($d\sigma_{pp}/dp_T$) scaled by the average nuclear overlap function $\langle T_{AA} \rangle$, is used to inquire the properties of the in-medium parton energy loss. The comparison between light-flavour and heavy-flavour hadrons gives insight into the dependence of the energy loss on the colour-charge and quark-mass. Furthermore, it is predicted that heavy quarks could hadronise via coalescence in the medium and, therefore, the comparison of the heavy-flavour hadrons with and without strangeness can provide information on the possible modification of the hadronisation mechanism [2].

Charmed mesons are reconstructed in ALICE [3, 4] at mid rapidity ($|y| < 0.5$) via the following decay channels: $D^0 \rightarrow K^-\pi^+$ (BR = 3.89%), $D^+ \rightarrow K^-\pi^+\pi^+$ (BR = 9.46%), $D^{*+} \rightarrow D^0 \pi^+ \rightarrow K^-\pi^+\pi^+$ (BR = 2.63%) and $D_s^+ \rightarrow \phi\pi^+ \rightarrow K^-K^+\pi^+$ (BR = 2.27%) and their charge conjugates [5]. Kaons and pions are identified with the Time Projection Chamber [6] via their specific energy loss and with the Time-Of-Flight detector [7]. Particle identification (PID) of the decay products and geometrical selections on the displaced decay-vertex topology are applied to reduce the combinatorial background. The D-meson raw yields are

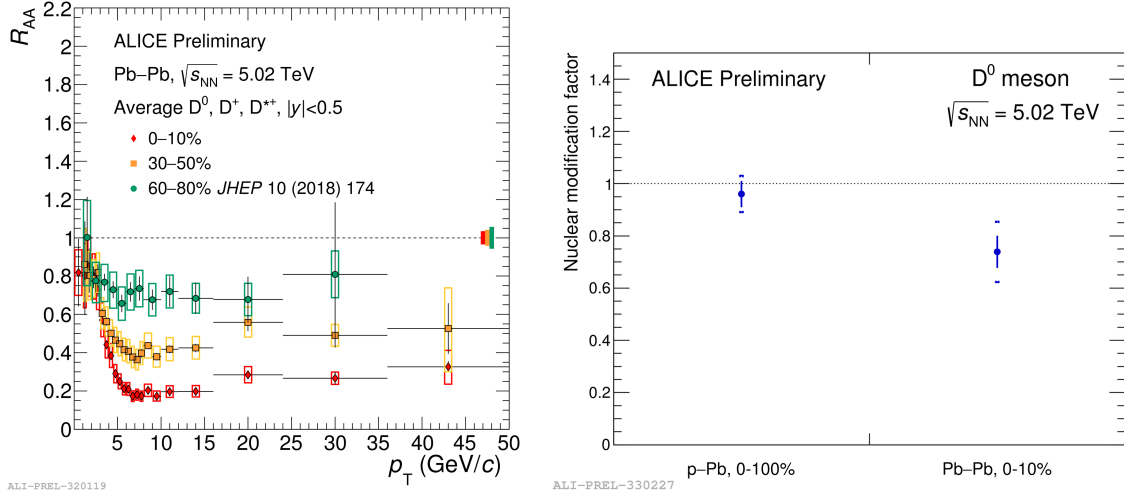


Fig. 1: (left panel) Average R_{AA} of prompt D^0 , D^+ and D^{*+} in the 0–10%, 30–50% and 60–80% [12] centrality class of Pb–Pb collisions at $\sqrt{s_{NN}} = 5.02$ TeV; (right panel) p_T -integrated prompt D^0 R_{AA} in Pb–Pb collisions at $\sqrt{s_{NN}} = 5.02$ TeV compared to the results measured in p–Pb collisions at the same centre-of-mass energy [13].

extracted with an invariant-mass analysis. The efficiency and acceptance corrections are obtained from MC simulations based on HIJING [8] event generator and enriched with PYTHIA [9] events with $c\bar{c}$ and $b\bar{b}$ pairs. The fraction of prompt D mesons is estimated with a FONLL-based approach [10].

This contribution presents the most recent results on the D-meson production measured by analysing the 2018 data sample of Pb–Pb collisions at a centre-of-mass energy per nucleon pair $\sqrt{s_{NN}} = 5.02$ TeV, which corresponds to an integrated luminosity of about $114 \mu\text{b}^{-1}$ ($49 \mu\text{b}^{-1}$) for the 0–10% (30–50%) centrality class. Here, the cross section of D-meson production in pp collisions is taken from the published results [11].

2. Non-strange D-meson nuclear modification factor

The R_{AA} of prompt D^0 , D^+ , and D^{*+} is measured in central (0–10%) and semi-central (30–50%) and compared with the result in peripheral (60–80%) collisions previously published (2015 data sample) [12]. Figure 1 (left panel) shows an increasing suppression from peripheral to central collisions compared to pp collisions [11].

Furthermore, the first measurement of the D^0 down to $p_T = 0$ in Pb–Pb collisions is performed by exploiting only the PID capabilities of the ALICE detectors. Thus, the p_T -integrated R_{AA} of the D^0 is computed using the measured R_{AA} and a FONLL-based calculation for the extrapolation in the unmeasured p_T region. Figure 1 (right panel) shows the result obtained in Pb–Pb collisions, which is significantly below unity, compared with the one measured in p–Pb collisions at the same centre-of-mass energy [13].

Figure 2 shows the average prompt non-strange D-meson R_{AA} compared to the predictions by theoretical models based on the charm-quark transport in an hydrodynamically expanding medium [14, 15, 16, 17, 18, 19, 20] (left panel) and on perturbative QCD (pQCD) calculations of high p_T charm-quark energy loss [21, 22, 23] (right panel). Moreover, some models [15, 16, 17, 18, 19, 20] include the hadronisation via quark coalescence. The R_{AA} for $p_T < 10$ GeV/c is fairly well reproduced by most of the models that implement heavy-quark transport in the medium with a realistic hydrodynamical evolution. The high- p_T region of the R_{AA} is well described by pQCD-based models, as well as by the MC@sHQ+EPOS2 and LIDO models.

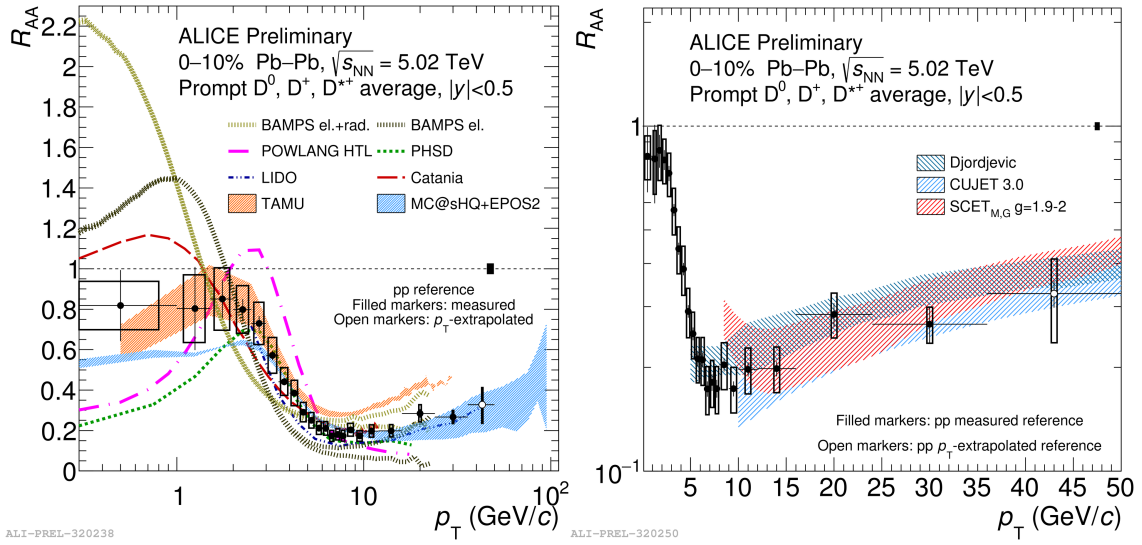


Fig. 2: Average prompt D^0 , D^+ , and D^{*+} R_{AA} in Pb–Pb collisions at $\sqrt{s_{NN}} = 5.02$ TeV in the 0–10% centrality class compared to model predictions based on the charm-quark transport in an expanding medium (left panel) and on pQCD calculations of parton energy loss (right panel).

3. D_s^+ nuclear modification factor

The D_s^+ R_{AA} is measured in the same centrality classes of non-strange D mesons to investigate possible differences in the charm-quark hadronisation mechanism. A supervised Machine Learning (ML) technique is adopted for the optimization of the signal extraction which allows the extension of the low and high p_T reach of the measurement. Figure 3 shows the prompt D_s^+ R_{AA} compared to the non-strange D-meson R_{AA} and to the theoretical predictions of models based on heavy-quark transport in the medium and coalescence.

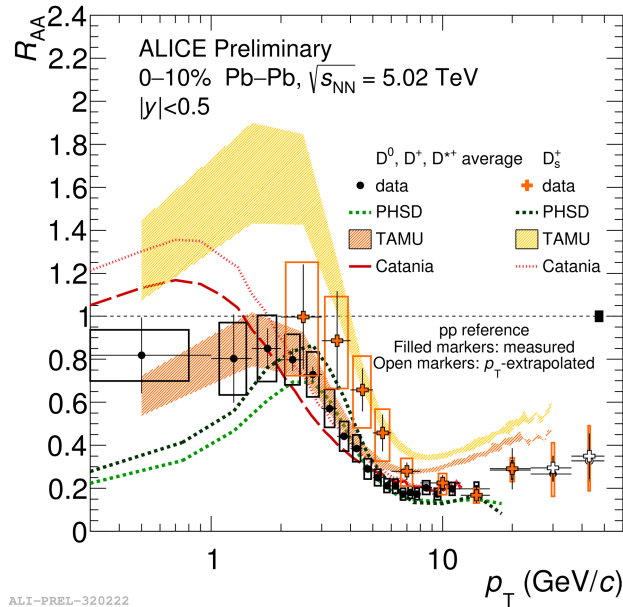


Fig. 3: Average R_{AA} of non-strange D mesons and R_{AA} of D_s^+ meson in the 0–10% class compared with heavy-quark transport models [17, 18, 19].

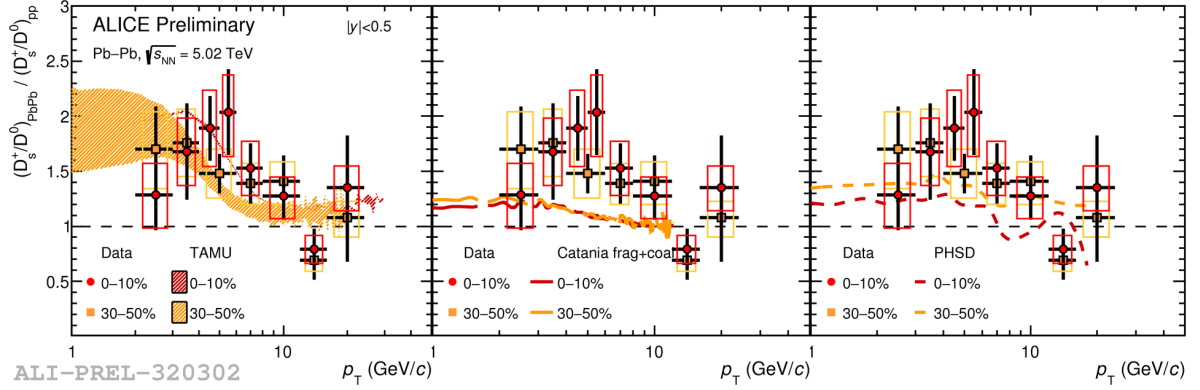


Fig. 4: Ratio of D_s^+/D^0 measured in 0–10% and 30–50% central Pb–Pb collisions at $\sqrt{s_{NN}} = 5.02$ TeV over the measurement done in pp collisions at $\sqrt{s} = 5.02$ TeV [11] compared with transport models.

The comparison shows a hint of a $D_s^+ R_{AA}$ larger with respect to that of non-strange D mesons for $p_T < 10$ GeV/c, as expected in case of hadronisation via coalescence due to the enhanced production of strange quarks in the QGP. The enhancement of D_s^+ over non-strange D mesons is highlighted in Fig. 4 where the ratio between D_s^+/D^0 measured in Pb–Pb collisions and the result obtained in pp collisions is shown and compared with the theory calculations based on transport models. The ratio is fairly described by models including interactions with only collisional processes [17].

4. Conclusions

The measurements of D^0 , D^+ , D^{*+} , and $D_s^+ R_{AA}$ performed on the latest sample of Pb–Pb collisions at $\sqrt{s_{NN}} = 5.02$ TeV collected in 2018, show an improved statistical precision by about a factor three (two) in the central (semi-central) collisions with respect to the previous results published by the ALICE Collaboration [12]. During the LHC Run 3, ALICE is expected to perform even more precise measurements thanks to the improved precision of the upgraded detectors and to the larger data sample that will be collected.

References

- [1] F. M. Liu, S. X. Liu, Phys. Rev. C 89 (2014) 034906.
- [2] I. Kuznetsova, J. Rafelski, Eur. Phys. J. C 51 (2007) 113.
- [3] ALICE Collaboration, K. Aamodt, et al., JINST 3 (2008) S08002.
- [4] ALICE Collaboration, B. B. Abelev, et al., Int. J. Mod. Phys. A 29 (2014) 1430044.
- [5] Particle Data Group, M. Tanabashi, et al., Phys. Rev. D 98 (2018) 030001.
- [6] J. Alme, et al., Nucl. Instrum. Meth. A622 (2010) 316–367.
- [7] A. Akindinov, et al., Eur. Phys. J. Plus. 128 (2013) 44.
- [8] X. N. Wang, M. Gyulassy, Phys. Rev. D 44 (1991) 3501.
- [9] T. Sjostrand, S. Mrenna, P. Z. Skands, JHEP 0605 (2006) 026.
- [10] M. Cacciari, V. Greco, P. Nason, JHEP 9805 (1998) 007.
- [11] ALICE Collaboration, S. Acharya, et al., Eur. Phys. J. C 79 (2019) 388.
- [12] ALICE Collaboration, S. Acharya, et al., JHEP 10 (2018) 174.
- [13] ALICE Collaboration, S. Acharya, et al., JHEP 12 (2019) 92.
- [14] J. Uphoff, O. Fochler, Z. Xu, C. Greiner, J. Phys. G 42 (2015) 115106.
- [15] A. Beraudo, A. D. Pace, M. Monteno, M. Nardi, F. Prino, Eur. Phys. J. C 75 (2015) 121.
- [16] W. Ke, Y. Xu, S. A. Bass, Phys. Rev. C 98 (2018) 064901.
- [17] M. He, R. J. Fries, R. Rapp, Phys. Lett. B 735 (2014) 445.
- [18] T. Song, H. Berrehrh, D. Cabrera, W. Cassing, E. Bratkovskaya, Phys. Rev. C 93 (2016) 034906.
- [19] S. Plumari, V. Minissale, S. K. Das, G. Coci, V. Greco, Eur. Phys. J. C 78 (2018) 348.
- [20] M. Nahrgang, J. Aichelin, P. B. Gossiaux, K. Werner, Phys. Rev. C 89 (2014) 014905.
- [21] M. Djordjevic, Phys. Rev. Lett. 112 (2014) 042302.
- [22] J. Xu, J. Liao, M. Gyulassy, JHEP 02 (2016) 169.
- [23] Z.-B. Kang, F. Ringer, I. Vitev, JHEP 03 (2017) 146.