
Embedding of FRPN in CNN architecture

Alberto Rossi

Department of Information Engineering
University of Florence
Florence, FI 50139
alberto.rossi@unifi.it

Markus Hagenbuchner

School of Computing and Information Technology
University of Wollongong
Northfields Avenue, 2522 Wollongong - Australia
markus@uow.edu.au

Franco Scarselli

Department of Information Engineering
University of Siena
Via Roma 56, 53100 Siena - Italy
franco@diism.unisi.it

Ah Chung Tsoi

School of Computing and Information Technology
University of Wollongong
Northfields Avenue, 2522 Wollongong - Australia
act@uow.edu.au

Abstract

This paper extends the fully recursive perceptron network (FRPN) model for vectorial inputs to include deep convolutional neural networks (CNNs) which can accept multi-dimensional inputs. A FRPN consists of a recursive layer, which, given a fixed input, iteratively computes an equilibrium state. The unfolding realized with this kind of iterative mechanism allows to simulate a deep neural network with any number of layers. The extension of the FRPN to CNN results in an architecture, which we call convolutional-FRPN (C-FRPN), where the convolutional layers are recursive. The method is evaluated on several image classification benchmarks. It is shown that the C-FRPN consistently outperforms standard CNNs having the same number of parameters. The gap in performance is particularly large for small networks, showing that the C-FRPN is a very powerful architecture, since it allows to obtain equivalent performance with fewer parameters when compared with deep CNNs.

1 Introduction

Convolutional Neural Networks (CNNs) emerged in the last decade as a leading method to process images [10, 1]. Modern CNNs have deep and wide-width architectures [1]. One of the first CNNs [10] was composed of five layers, two of which were convolutional. The depth of the models in subsequent years showed a continuously increasing trend. The AlexNet [9] and the ZFNet [15] architectures, which won the object recognition task at ILSRVC in 2012 and 2013, respectively, have 8 layers. GoogLeNet, the winning model at ILSRVC [14] in 2014, is a CNN composed of 22 layers. A major advance in performance was obtained in the following year by ResNet [6], based on a highway network architecture, consisting of 152 layers. Such a relationship between the increase in performance level and the depth of the network was observed in many other image related tasks, e.g., object detection, semantic segmentation, image generation [13, 3, 7, 2].

Despite the important role played by the depth of the architectures, such a meta-parameter is still chosen by heuristics and by a trial and error process. Moreover, the depth, once determined, remains fixed during the learning and application phase and for each input exemplar class. In order to overcome these limitations, in this paper, we extend the fully recursive perceptron network (FRPN) [5] to include CNNs. The FRPN is an architecture in which all the hidden neurons are fully connected with a weight parameters [5]. Intuitively, the hidden layer of a FRPN implements a recursive layer, that, given a fixed input, iteratively computes a hidden state until the state itself converges [5].

The extended model, which we call a convolutional-FRPN (C-FRPN), is characterized by convolutional layers having weighted parameter feedback connections. In those layers, the convolutions are applied on the concatenation of the output of the convolutions at the previous iteration with the static input coming from the previous layer, realizing a kind of state iteration on feature maps. The computation evolves until the feature maps converge. In this way, the unfolding of a C-FRPN is a deep network, where the number of layers is not fixed, but adapted automatically to suit a given task or to suit a particular input sample.

The proposed architecture is related to recurrent convolutional neural networks (RCNNs) [11], which use recurrent layers, and reported very good results on several image classification tasks. However, in RCNNs, the number of iterations is predefined and thus the unfolded architecture is of a fixed depth, and requires a manually defined hyper-parameter for each recursive layer, whereas in C-FRPN such a parameter is learned.

This paper studies the effectiveness of the proposed method via experimentation on standard natural image benchmark datasets (CIFAR-10 and SVHN), and on a real-world problem on melanoma prediction (the ISIC dataset). The experiments revealed that C-FRPNs outperform CNNs having the same number of weight parameters. The difference is particularly evident for smaller architectures where the number of weights is small. Those results suggest that the C-FRPN model is more powerful in terms of approximation capability than the standard CNN with the same number of parameters. Such a capability is easy to be exploited if a sufficient number of training examples is available, and allows to solve a problem with applications where computational resources are limited.

The rest of the paper is organized as follows: Section 2 recalls the FRPN model, Section 3 introduces the C-FRPN architecture, Section 4 describes the used datasets, the experimental settings and the obtained results. Finally, Section 5 offers concluding remarks.

2 The FRPN model

A FRPN is a neural network with an input layer, a single hidden layer and an output layer. The peculiarity of a FRPN is the hidden layer, the neurons of which are fully connected with the other, including with themselves, and to the inputs via links with unknown weights. Formally, if $u = [u_1, \dots, u_m]$ is an input vector and $x(t) = [x_1(t), \dots, x_n(t)]$ is the output of the hidden layer at time t , then

$$x_i(t) = f\left(\sum_{j=1}^m \alpha_{ij} u_j + \sum_{k=1}^n \beta_{ik} x_k(t-1) + b_i\right) \quad (1)$$

where b_i are bias weights, α_{ij} are the input to hidden connection weights, and β_{ik} are the hidden to hidden connection weights, for $i = 1, 2, \dots, n$, $j = 1, 2, \dots, m$ and $k = 1, 2, \dots, n$.

Equation (1) defines a dynamic System. In order to calculate the outputs of the hidden neurons, the computation in Equation (1) is iterated until the state x converges to a stable point or until a maximum number of iterations is reached. In practice, this allows to unfold the network for a number of iterations that is not pre-defined, but it depends on the “richness” of the input¹. Moreover, the shared weights in the unfolding network give an opportunity to have a deep network architecture, requiring a small number of weights. Indeed, in [5] it is formally shown that any deep multi-layer feedforward neural network can be simulated by an FRPN, and predicts advantages of the latter model (FRPN) over the former (deep CNN) in terms of approximation capabilities.

3 C-FRPN

A C-FRPN architecture (top of Fig. 1) consists of a CNN in which the convolutional layers are C-FRPN layers. Each C-FRPN layer computes a set of feature maps taking in input a stack of the feature maps provided by the previous layer and the feature maps of the same layer at the previous time step (bottom of Fig. 1). C-FRPN layers behave as FRPNs, where the feature maps, which correspond to the state, are iteratively computed until they reach a stable point. As in conventional CNN, a C-FRPN layer may be followed by dropout and/or batch normalization layers. Moreover, the architecture may include at the end some full connected layers as is illustrated in Fig. 1.

¹A “rich” input excites the latent modes in the system and would characterize the behaviour of the underlying system. This is an essential assumption in any system identification study.

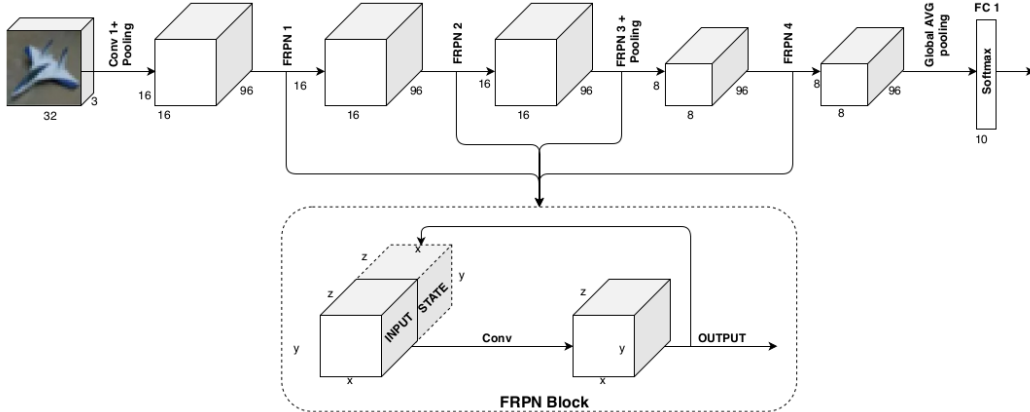


Figure 1: The C-FRPN architecture. On top the whole network constituted by 4 C-FRPN layers. On bottom, a C-FRPN layer.

This architecture is similar to the RCNN proposed in [11]. The RCNN consists of 4 layers and each of these unfold exactly 3 times. At each iteration each layer takes always the same input concatenated with the output evaluated at the previous time step. The RCNN produced interesting results on three different datasets, proving the benefits of this kind of network.

The first novelty of our approach regards the possibility for each layer to evolve until the state converges to a stable point. This means that the recursive layers are not constrained to unfold for a fixed number of times and such a hyper-parameter has not to be manually set. Furthermore, we obtain a variable depth network: to the best of our knowledge this is the first time that such an architecture is proposed for CNNs. Another improvement resides in the experimentation carried out that allows to compare the performance of C-FRPN and CNN and disclose interesting differences in their behaviour.

4 Experimentation

Experiments have been carried out on three datasets: CIFAR-10 [8], SVHN [12] and ISIC [4]. We used a C-FRPN having the overall structure as the one deployed in [11]. The C-FRPN was compared with a baseline CNN having the same number of layers and the same number of unknown parameters. The architecture included 4 convolutional layers with ReLu activation function and the same number of feature maps on all layers: 6 different experiments have been run, where the feature maps were [135, 120, 104, 85, 42, 21] for the baseline CNN and [96, 85, 74, 60, 30, 15] for the C-FRPN, respectively. The kernel size of the first convolution is 5×5 with stride 1, while for the remaining convolutional layers are 3×3 with stride 1. Each C-FRPN layer was followed by a pooling layer of size 3×3 and stride 2. Moreover, we added a local response normalization operation after each iteration of the C-FRPN layer and a dropout layer with a forget rate of 0.5 after each convolution except the last one. The state convergence was evaluated by means of the Euclidean distance between the current state and the previous one: the state was considered converged when the distance was smaller than 0.1 or a maximum number of 8 iterations was reached². The image augmentation method in [11] was deployed for CIFAR-10 and SVHN, while for ISIC, we used random horizontal and vertical flips, and random rotations. The Adam optimizer was used with learning rate 1×10^{-4} , weight decay 5×10^{-4} , and, batch size 128 for CIFAR-10 and SVHN, and 24 for ISIC. The experiments were repeated 5 times by using different random initial conditions.

Fig. 2 summarizes the results. The figure reveals that the C-FRPN achieves a higher accuracy when compared with a baseline having the same architecture and the same number of parameters. The difference is more evident for smaller networks. Fig. 3 analyses the validation performance of a single run on the SVHN dataset. It can be observed that the C-FRPN performance is better throughout a training session and that such improvement is more evident for smaller networks. The results

²A maximum number of iterations has to be set both for computational reasons and because the convergence cannot be guaranteed without further considerations.

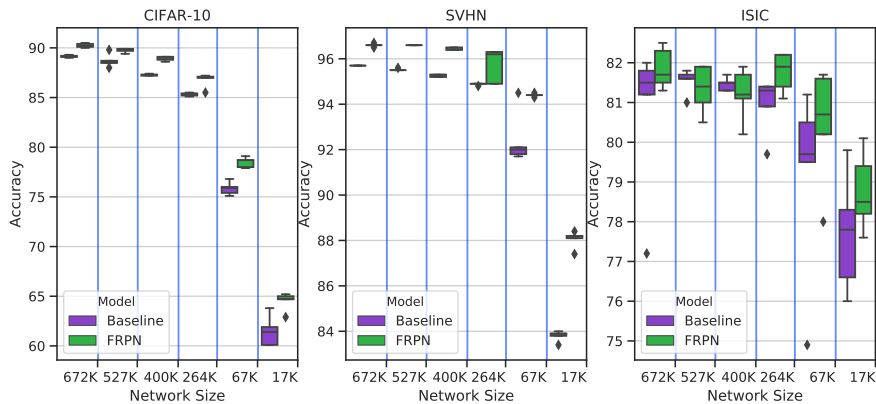


Figure 2: A box plot of accuracies achieved by C-FRPN and the baseline.

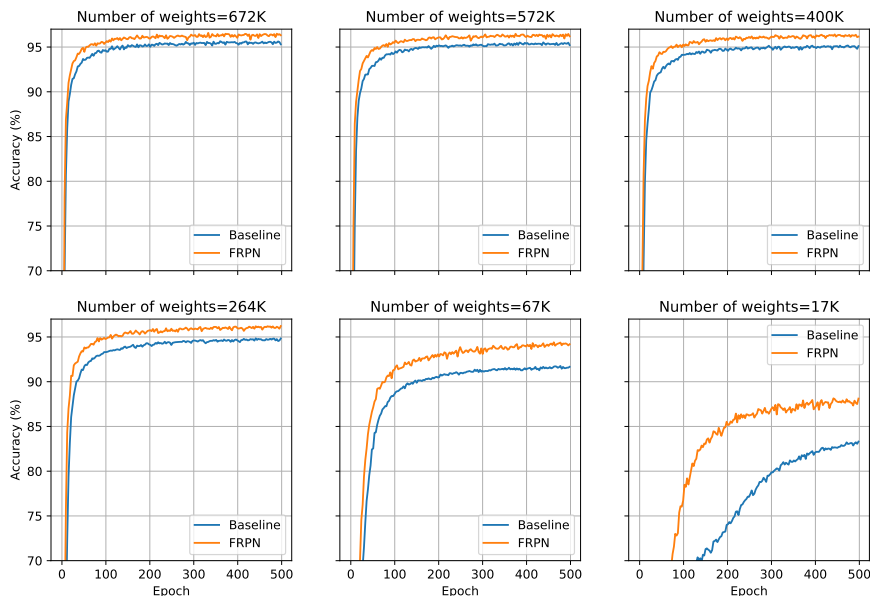


Figure 3: The validation performance of C-FRPN and the baseline CNN during learning the SVHN data.

suggest that the C-FRPN model is more powerful in terms of approximation capability than the standard CNN. Such a capability can facilitate applications with constraints in computational power and corresponding memory load.

5 Conclusion

This paper proposed the C-FRPN model, which can be considered a generalization of both the FRPN [5] and the RCNN [11] architectures. The C-FRPN model realizes variable depth CNNs. An experimental evaluation revealed consistent advantages of the novel architecture, particularly for a small number of parameters. As matters of future research, a more extensive set of experiments and a deeper study of the role played by each C-FRPN layer in the architecture would be most beneficial in understanding the capabilities of this novel architecture.

References

- [1] Md Zahangir Alom, Tarek M. Taha, Chris Yakopcic, Stefan Westberg, Paheding Sidike, Mst Shamima Nasrin, Mahmudul Hasan, Brian C. Van Essen, Abdul A. S. Awwal, and Vijayan K. Asari. A state-of-the-art survey on deep learning theory and architectures. *Electronics*, 8(3), 2019.
- [2] Paolo Andreini, Simone Bonechi, Monica Bianchini, Alessandro Mecocci, Franco Scarselli, and Andrea Sodi. A two stage gan for high resolution retinal image generation and segmentation. *arXiv preprint arXiv:1907.12296*, 2019.
- [3] Liang-Chieh Chen, George Papandreou, Iasonas Kokkinos, Kevin Murphy, and Alan L Yuille. Deeplab: Semantic image segmentation with deep convolutional nets, atrous convolution, and fully connected crfs. *IEEE transactions on pattern analysis and machine intelligence*, 40(4):834–848, 2017.
- [4] Noel CF Codella, David Gutman, M Emre Celebi, Brian Helba, Michael A Marchetti, Stephen W Dusza, Aadi Kalloo, Konstantinos Liopyris, Nabin Mishra, Harald Kittler, et al. Skin lesion analysis toward melanoma detection: A challenge at the 2017 international symposium on biomedical imaging (isbi), hosted by the international skin imaging collaboration (isic). In *2018 IEEE 15th International Symposium on Biomedical Imaging (ISBI 2018)*, pages 168–172. IEEE, 2018.
- [5] Markus Hagenbuchner, Ah Chung Tsoi, Franco Scarselli, and Shu Jia Zhang. A fully recursive perceptron network architecture. In *2017 IEEE Symposium Series on Computational Intelligence (SSCI)*, pages 1–8. IEEE, 2017.
- [6] Kaiming He, Xiangyu Zhang, Shaoqing Ren, and Jian Sun. Deep residual learning for image recognition. In *Proceedings of the IEEE conference on computer vision and pattern recognition*, pages 770–778, 2016.
- [7] Phillip Isola, Jun-Yan Zhu, Tinghui Zhou, and Alexei A Efros. Image-to-image translation with conditional adversarial networks. In *Proceedings of the IEEE conference on computer vision and pattern recognition*, pages 1125–1134, 2017.
- [8] Alex Krizhevsky, Geoffrey Hinton, et al. Learning multiple layers of features from tiny images. Technical report, Citeseer, 2009.
- [9] Alex Krizhevsky, Ilya Sutskever, and Geoffrey E Hinton. Imagenet classification with deep convolutional neural networks. In *Advances in neural information processing systems*, pages 1097–1105, 2012.
- [10] Yann LeCun, Léon Bottou, Yoshua Bengio, Patrick Haffner, et al. Gradient-based learning applied to document recognition. *Proceedings of the IEEE*, 86(11):2278–2324, 1998.
- [11] Ming Liang and Xiaolin Hu. Recurrent convolutional neural network for object recognition. In *Proceedings of the IEEE conference on computer vision and pattern recognition*, pages 3367–3375, 2015.
- [12] Yuval Netzer, Tao Wang, Adam Coates, Alessandro Bissacco, Bo Wu, and Andrew Y Ng. Reading digits in natural images with unsupervised feature learning. 2011.
- [13] Joseph Redmon, Santosh Divvala, Ross Girshick, and Ali Farhadi. You only look once: Unified, real-time object detection. In *Proceedings of the IEEE conference on computer vision and pattern recognition*, pages 779–788, 2016.
- [14] Christian Szegedy, Wei Liu, Yangqing Jia, Pierre Sermanet, Scott Reed, Dragomir Anguelov, Dumitru Erhan, Vincent Vanhoucke, and Andrew Rabinovich. Going deeper with convolutions. In *Proceedings of the IEEE conference on computer vision and pattern recognition*, pages 1–9, 2015.
- [15] Matthew D Zeiler and Rob Fergus. Visualizing and understanding convolutional networks. In *European conference on computer vision*, pages 818–833. Springer, 2014.