

Combining Offline Causal Inference and Online Bandit Learning for Data Driven Decision

Li Ye

The Chinese University of Hong Kong

Hong Xie

College of Computer Science, Chongqing University

Yishi Lin

Tencent

John C.S. Lui

The Chinese University of Hong Kong

ABSTRACT

A fundamental question for companies with large amount of logged data is: *How to use such logged data together with incoming streaming data to make good decisions?* Many companies currently make decisions via online A/B tests, but wrong decisions during testing hurt users’ experiences and cause irreversible damage. A typical alternative is offline causal inference, which analyzes logged data alone to make decisions. However, these decisions are not adaptive to the new incoming data, and so a wrong decision will continuously hurt users’ experiences. To overcome the aforementioned limitations, we propose a framework to unify offline causal inference algorithms (e.g., weighting, matching) and online learning algorithms (e.g., UCB, LinUCB). We propose novel algorithms and derive bounds on the decision accuracy via the notion of “regret”. We derive the first upper regret bound for forest-based online bandit algorithms. Experiments on two real datasets show that our algorithms outperform other algorithms that use only logged data or online feedbacks, or algorithms that do not use the data properly.

1 INTRODUCTION

How to make good decisions is a key challenge in many web applications, i.e., an Internet company such as Facebook that sells in-feeds advertisements (or “ads” for short) needs to decide whether to place an ad below videos or below images, as illustrated in Fig. 1.

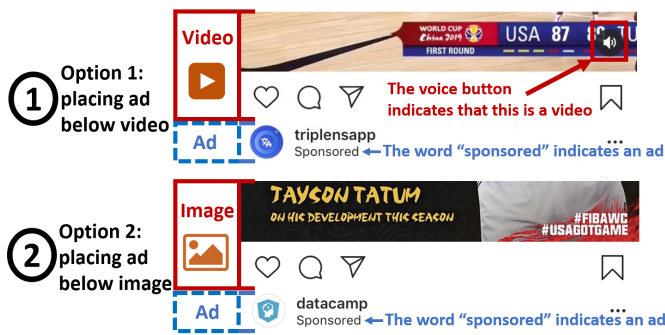


Figure 1: In-feeds ad placement of Instagram

It is common that Internet companies have archived lots of logged data which may assist decision making. For example, Internet companies which sell in-feeds advertisements have logs of advertisements’ placement, as well as users’ feedbacks to these ads as illustrated in Table 1. The question is: *how to use these logs to make a better decision?* To motivate this problem, consider Example 1.

Table 1: Logged data of a company that sells in-feeds ads

ID	action	contexts		outcome
	Ad below video?	User likes videos?	Age	Click?
1	no	no	30	no (0)
2	yes	yes	20	yes (1)
⋮	⋮	⋮	⋮	⋮

Example 1. 10,000 new users will arrive to see the advertisement. The Internet company needs to decide whether to place the advertisement (ad) below a video or below an image. The company wishes more clicks from these 10,000 new users. Users are of two types — users who “like” or users who “dislike” videos. For simplicity, assume 50% of these new user likes (or dislikes) videos. The “true click rates” for each types of user, which are unknown to the company, are summarized in Table 2. Furthermore, the company has a logged statistics of the past 400 users, half of whom like (or dislike) videos, as shown in Table 3.

Table 2: True click rates of each type of user. Action 2 (ad below image, with “*”) is better for both types of users.

Action # \ User type	Like videos	Dislike videos
1. Ad below video	11%	1%
2. Ad below image*	14%	4%

Table 3: Average click rate in logs of 400 users. In the logged data, users who like videos were more likely to see ads below videos, as they subscribed to more videos.

Action # \ User type	Like videos (200 users)	Dislike videos (200 users)
1. Ad below video	10% of 150 ads	2% of 50 ads
2. Ad below image*	12% of 50 ads	4% of 150 ads

One may consider the following three strategies to make decisions. **Empirical Average.** The company chooses the action with the highest average click rate in the logged data to serve 10,000 incoming users. For logs in Table 3, the average click rate for “ad below video” is $(10\% \times 150 + 2\% \times 50) / (150 + 50) = 8\%$. Similarly, the average click rate is 6% for “ad below image”. Thus, the company chooses to place “ad below video” for the 10,000 incoming users. But it is the wrong action implied by the true click rates in Table 2. This method fails because it ignores users’ preferences to videos.

Offline causal inference. First, the company computes the average click rates w.r.t. each user type (as in Table 3). Second, for each action, it computes the weighted average of such type-specific click rates where the weight is the fraction of users in each type. For logs in Table 3, the weighted average click rate for action 1 (ad below video) is $10\% \times (200/400) + 2\% \times (200/400) = 6\%$. Similarly, the weighted average click rate for action 2 is $(12\% + 4\%) / 2 = 8\%$. Thus, the company chooses action 2 based on the logged data in Table 3. However, the causal inference strategy has a risk of not finding the right action as the logged data are only finite samples from the population. For example, in another sample statistics where the number of clicks for users who dislike videos and see ad below video (the upper right cell in Table 3) increases from 1 (i.e. $2\% \times 50$) to 4, the “offline causal inference” strategy will then choose the inferior action of “placing ad below video”.

Online A/B testing. Each of the first 4,000 incoming users is randomly assigned to group A or B with equal probability. Users in group A see ads below videos (action 1), while users in group B see ads below images (action 2). Then, the company selects the action with a higher average testing click rate for the remaining 6,000 users. In this A/B test, 2,000 testing users in group A suffer from the inferior action.

The above three strategies have their own limitations. Taking the “empirical average” leads to a wrong decision by ignoring the important factor of users’ preferences. “Offline causal inference” only uses the logged data and has a risk to make the wrong decision due to the incompleteness of the logged samples. “A/B testing” only uses the online data and pays a high cost of testing the inferior actions. In this paper, we propose a novel strategy which can use both the logged data and the online feedbacks.

Causal inference + online learning (our method). The company applies offline causal inference to “judiciously” use the logged data to improve the efficiency of an online learning algorithm. For example, UCB is used [6] as the online learning algorithm in Table 4.

Table 4: The expected revenue(\$) of the four strategies over 10,000 users. Suppose each click yields a revenue of \$1. The optimal expected revenue is \$900 (where the optimal action is to “place videos below an image”). A strategy’s “regret” is the difference between the optimal revenue and its revenue.

Strategy	Empirical average	Causal inference	A/B testing	Our method
Expected Revenue	674.4	847.7	839.9	894.4
Expected Regret	225.6	52.3	60.1	5.6

Table 4 shows that our algorithm achieves the highest revenue for Example 1. The key is to choose the appropriate data from the logged data to improve our decision making. Our contributions are:

- **A unified framework with novel algorithms.** We formulate a general online decision making problem, which utilizes logged data to improve both (1) *context-independent decisions*, and (2) *contextual decisions*. Our framework unifies offline causal inference and online bandit algorithms. Our framework is generic enough to combine different causal inference methods like matching and weighting [8], and bandit algorithms like UCB [6] and LinUCB [34]. This unification inspires us to extend the offline regression-forest to an “ ϵ -decreasing multi-action forest” online learning algorithm.

- **Theoretical regret bounds.** We derive regret upper bounds for algorithms in our framework. We show how the logged data can reduce the regret of online decisions. Moreover, we derive an asymptotic regret bound for the “ ϵ -decreasing multi-action forest” algorithm. To the best of our knowledge, this is the first regret analysis for a forest-based online bandit algorithm.

- **Extensive empirical evaluations.** Experiments on synthetic data and real web datasets from Yahoo show that our algorithms that use both logged data and online feedbacks can make the right decision with the highest accuracy. On the Yahoo’s dataset, we reduce the regret by 21.1% compared to LinUCB of [34]. Moreover, we show our algorithms outperforms the heuristics that uses supervised learning algorithm to learn from offline data for decision making.

2 MODEL & PROBLEM FORMULATION

Our approach for the new online decision problem uses the logged data to improve online decision accuracy (more details in Section 3). Note that the observed logged data may have “selection bias” on the actions, while in the online environment actions are chosen by the decision maker. This is why we need to find a formal approach to “connect” the logged data and the online data for correct usage.

In this section, we first present the logged data model. Then we model the online environment. Finally, we present the online decision problem which aims to utilize both the logged data and online feedbacks to minimize the regret.

2.1 Model of Logged Data

We consider a tabular logged dataset (e.g., Table 1), which was collected before the running of online decision algorithms. The logged dataset has $I \in \mathbb{N}_+$ items, denoted by $\mathcal{L} \triangleq \{(a_i, x_i, y_i) | i \in [-I]\}$, where (a_i, x_i, y_i) denotes the i^{th} recorded data item and $[-I] \triangleq \{-I, -I+1, \dots, -1\}$. Here, we use *negative* indices to indicate that the logged data were collected in the past. The action for data item i is denoted as $a_i \in [K] \triangleq \{1, \dots, K\}$, where $K \in \mathbb{N}_+$. The actions in the logged data can be generated according to the users’ natural behaviors or by the company’s interventions. For example, option 1 and 2 in Figure 1 are actions. The $y_i \in \mathcal{Y} \subseteq \mathbb{R}$ denotes the outcome (or reward). The $x_i \triangleq (x_{i,1}, \dots, x_{i,d}) \in \mathcal{X}$ denotes the contexts (or features) of data item i , where $d \in \mathbb{N}_+$ and $\mathcal{X} \subseteq \mathbb{R}^d$. The contexts are also known as “*observed confounders*” [8]. We use $u_i \triangleq (u_{i,1}, \dots, u_{i,\ell}) \in \mathcal{U}$, where $\ell \in \mathbb{N}_+$ and $\mathcal{U} \subseteq \mathbb{R}^\ell$, to model the unobserved confounders. The u_i captures latent or hidden contexts, e.g., a user’s monthly income.

Now we introduce the generating process of the logged data. For the i^{th} user with context x_i , let A_i be the random variable for the action of the i^{th} user. To capture the randomness of the outcome, let the random variable $Y_i(k)$ denote the outcome for the i^{th} user if we had changed the action of the i^{th} user to k . When $k \neq a_i$, $Y_i(k)$ is also called a “*potential outcome*” in the causal model [40] and it is not recorded in the logged data. We have the following two assumptions, which are common for causal inference [40].

Assumption 1 (Stable unit for logged data). *The potential outcome of a data item is independent of the actions of other data items, i.e. $\mathbb{P}[Y_i(k)=y | A_i=a_i, A_j=a_j] = \mathbb{P}[Y_i(k)=y | A_i=a_i], \forall i \in [-I], j \neq i$.*

Assumption 2 (Ignorability). *The potential outcomes of a data item i are independent of the action a_i given the context \mathbf{x}_i (so that we can ignore \mathbf{u}_i 's impacts), i.e. $[Y_i(1), \dots, Y_i(K)] \perp\!\!\!\perp A_i | \mathbf{x}_i, \forall i \in [-I]$.*

Assumption 2 holds in Example 1 since the decision maker observes users' preferences to videos which determine the users' types. In Table 2, each type of users have a fixed click rates for the actions, which are independent of action.

2.2 Model of Online Decision Environment

Consider a discrete time system $t \in [T]$, where $T \in \mathbb{N}_+$ and $[T] \triangleq \{1, \dots, T\}$. In time slot t , one new user arrives, and she is associated with the context $\mathbf{x}_t \in \mathcal{X}$ and unobserved confounders $\mathbf{u}_t \in \mathcal{U}$. Then, the decision maker chooses an action $a_t \in [K]$, and observes the outcome (or reward) y_t corresponding to this chosen action.

Consider that the confounders $(\mathbf{x}_t, \mathbf{u}_t)$ are independent and identically generated by a cumulative distribution function $F_{X,U}(\mathbf{x}, \mathbf{u}) \triangleq \mathbb{P}[X \leq \mathbf{x}, U \leq \mathbf{u}]$, where $X \in \mathcal{X}$ and $U \in \mathcal{U}$ denote two random variables. The distribution $F_{X,U}(\mathbf{x}, \mathbf{u})$ characterizes the joint distribution of the confounders over the whole user population. If we marginalize over \mathbf{u} , then the observed confounders \mathbf{x}_t are independently identically generated from the marginal distribution $F_X(\mathbf{x}) \triangleq \mathbb{P}[X \leq \mathbf{x}]$. Let the random variable $Y_t(k)$ denote the outcome of taking action k in time slot t .

Assumption 3 (Stable unit for online model). *The outcome $Y_t(k)$ in time t is independent of the actions in other time slots, i.e.*

$$\mathbb{P}[Y_t(k)=y|A_t=a_t, A_s=a_s] = \mathbb{P}[Y_t(k)=y|A_t=a_t], \forall t \in [T], s \neq t. \quad (1)$$

In the online setting, before the decision maker chooses the action, the distributions of the "potential outcomes" $[Y_t(1), \dots, Y_t(K)]$ are determined given the confounders $(\mathbf{x}_t, \mathbf{u}_t)$. Moreover, as the unobserved confounders \mathbf{u}_t are i.i.d. in different time slots, the potential outcomes are independent of how we select the action, given the user's context \mathbf{x}_t . Formally, we have the following property.

Property 1. *The potential outcomes in time slot t satisfies*

$$[Y_t(1), \dots, Y_t(K)] \perp\!\!\!\perp A_t | \mathbf{x}_t, \forall t \in [T]. \quad (2)$$

One can see that Assumption 1 and 2 for the logged data correspond to Assumption 3 and Property 1 for the online decision model. This way, we can "connect" the logged data with the online decision environment. Figure 2 summarizes our models of logged data and the online feedbacks.

	logged data			online feedbacks				index
action (treatment)	a_{-1}	\dots	a_{-2}	a_{-1}	a_1	a_2	\dots	a_T
contexts (observed confounders)	\mathbf{x}_{-1}	\dots	\mathbf{x}_{-2}	\mathbf{x}_{-1}	\mathbf{x}_1	\mathbf{x}_2	\dots	\mathbf{x}_T
outcome (reward)	y_{-1}	\dots	y_{-2}	y_{-1}	y_1	y_2	\dots	y_T

Figure 2: Summary of logged data and online feedbacks

2.3 Online Decision Problems

The decision maker selects an action in each time slot. We consider two kinds of online decision problems depending on whether users with different contexts can be treated differently or not.

• **Context-independent decision problem.** Consider the setting where a company makes a context-independent decision for

all users. In causal inference, this setting corresponds to the estimation of "average treatment effect" [40]. In online learning, this setting corresponds to the "stochastic multi-armed bandit" problem [30]. In time slot t , the decision maker can use the logged data \mathcal{L} and the feedback history $\mathcal{F}_t \triangleq \{(a_1, \mathbf{x}_1, y_1), \dots, (a_{t-1}, \mathbf{x}_{t-1}, y_{t-1})\}$. Let \mathcal{E} denote an "offline evaluator" (e.g., an offline causal inference algorithm), which synthesizes feedbacks from the logged data \mathcal{L} . Let \mathcal{O} denote an online context-independent bandit learning algorithm. We defer the details of \mathcal{E} and \mathcal{O} to Section 4. Let $\mathcal{A}_{\mathcal{O}+\mathcal{E}}(\cdot, \cdot)$ denote an algorithm that combines \mathcal{O} and \mathcal{E} to make online context-independent decisions, i.e., $a_t = \mathcal{A}_{\mathcal{O}+\mathcal{E}}(\mathcal{L}, \mathcal{F}_t)$. The decision accuracy is quantified the following pseudo-regret:

$$R(T, \mathcal{A}_{\mathcal{O}+\mathcal{E}}) \triangleq \sum_{t=1}^T (\mathbb{E}[y_t | a_t^*] - \mathbb{E}[y_t | a_t = \mathcal{A}_{\mathcal{O}+\mathcal{E}}(\mathcal{L}, \mathcal{F}_t)]), \quad (3)$$

where $a^* \triangleq \arg \max_{a \in [K]} \mathbb{E}[y_t | a]$ denotes the optimal action.

• **Context-dependent decision problem.** Consider that a company can make different decisions for users coming with different contexts. Let \mathcal{O}_c denote an online contextual bandit learning algorithm. Let $\mathcal{A}_{\mathcal{O}_c+\mathcal{E}}(\cdot, \cdot, \cdot)$ denote an algorithm, that combines \mathcal{O}_c and \mathcal{E} to make online contextual decisions, i.e., $a_t = \mathcal{A}_{\mathcal{O}_c+\mathcal{E}}(\mathcal{L}, \mathcal{F}_t, \mathbf{x}_t)$. Given \mathbf{x}_t , the unknown optimal action is $a_t^* \triangleq \max_{a \in [K]} \mathbb{E}[y_t | a, \mathbf{x}_t]$. The decision accuracy is quantified the following pseudo-regret:

$$R(T, \mathcal{A}_{\mathcal{O}_c+\mathcal{E}}) \triangleq \sum_{t=1}^T (\mathbb{E}[y_t | a_t^*, \mathbf{x}_t] - \mathbb{E}[y_t | a_t = \mathcal{A}_{\mathcal{O}_c+\mathcal{E}}(\mathcal{L}, \mathcal{F}_t, \mathbf{x}_t)]).$$

This paper aims to develop a generic framework to combine different bandit learning algorithms \mathcal{O} , \mathcal{O}_c , and offline evaluator \mathcal{E} to make decisions with provable theoretical guarantee on the regret.

In the following sections, we explore the following questions: (1) How to combine offline evaluator \mathcal{E} with online bandit learning \mathcal{O} or \mathcal{O}_c ? (2) How to prove bounds on the decision maker's regrets? (3) What are the advantages of our methods on real decision problems?

3 GENERAL ALGORITHMIC FRAMEWORK

We first develop a general algorithmic framework to combine offline evaluators (\mathcal{E}) with online bandit learning algorithms (\mathcal{O} and \mathcal{O}_c). Then, we present regret bounds for the proposed framework.

3.1 Algorithmic Framework

The key idea of our framework is to select "appropriate" data from the log to improve online learning. This is achieved via the idea of "virtual play". Figure 3 illustrates the workflow of our framework. The "BanditOracle" \mathcal{O} denotes an online learning algorithm. The "OfflineEvaluator" \mathcal{E} denotes an algorithm that synthesizes feedbacks from the log. Algorithm 1 shows how to coordinate these two components to make sequential decisions in T rounds. Each round has an offline phase and an online phase. In the offline phase (Line 4-11), we first generate a context according to the CDF $F_X(\cdot)$ ¹. Then, we get an action from the BanditOracle. The OfflineEvaluator returns a synthetic feedback to update the BanditOracle. We repeat such procedure until the OfflineEvaluator cannot synthesize a feedback. When this happens, we turn to the online phase (Line 12-14),

¹In practice, the CDF is usually unknown but can be estimated with convergence guarantee ([28]). We will discuss using empirical context distribution in Section 6.

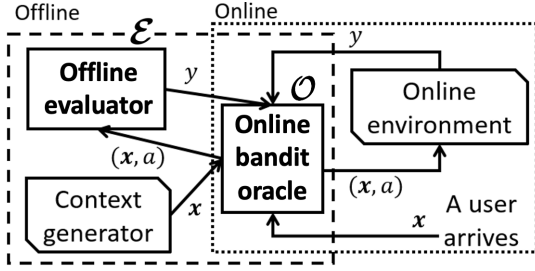


Figure 3: Illustration of algorithmic framework. *Online bandit oracle* has two functions: function $play(x)$ returns an action a given a context x ; function $update(x, a, y)$ updates the oracle with the feedback y w.r.t. action a , under the context x . *Offline evaluator* has one function $get_outcome(x, a)$ that searches the logged data and returns a “synthetic outcome” y given the pair (x, a) , where the return value $y = \text{NULL}$ if the offline evaluator is not able to synthesize a feedback.

where the same *BanditOracle* chooses the action, and updates itself with online feedbacks.

Algorithm 1: General Algorithmic Framework

```

1 Initialize the OfflineEvaluator with logged data  $\mathcal{L}$ 
2 Initialize the BanditOracle
3 for  $t = 1$  to  $T$  do
4   while True do
5      $x \leftarrow \text{context\_generator}()$  //from CDF  $F_X(\cdot)$ 
6      $a \leftarrow \text{BanditOracle.play}(x)$  //virtual play
7      $y \leftarrow \text{OfflineEvaluator.get\_outcome}(x, a)$ 
8     if  $y \neq \text{NULL}$  then
9        $\text{BanditOracle.update}(x, a, y)$ 
10    else //offline evaluator cannot synthesize a feedback
11      break
12   $a_t \leftarrow \text{BanditOracle.play}(x_t)$  //online play
13   $y_t \leftarrow$  the outcome from the online environment
14   $\text{BanditOracle.update}(x_t, a_t, y_t)$ 

```

Unifying causal inference and online bandit learning. Both online bandit algorithms and causal inference algorithms are special cases of our framework. First, if there are no logged data, then the offline evaluator cannot synthesize feedbacks and always returns “NULL”. We use \mathcal{E}_0 to denote such offline evaluator that always returns “NULL”. Then, our framework always calls the online bandit oracle, and it reduces to an online bandit algorithm. Second, we consider a specific A/B test online learning oracle described in *BanditOracle 0*, and we let $T=1$. Then, after the offline phase, the estimated outcome \bar{y}_a can be used to estimate the causal effect. In this case, our framework reduces to a causal inference algorithm.

3.2 Regret Analysis Framework

We decompose the regret of Algorithm 1 as “*online regret = total regret - regret of virtual plays*”. The intuition is that among all

BanditOracle 0: A/B Testing

- 1 **Member variables:** the average outcome \bar{y}_a of each action $a \in [K]$, and the number of times n_a that action a was played.
 - 2 **Function $play(x)$:**
 - 3 \lfloor return a with probability $1/K$ for each $a \in [K]$
 - 4 **Function $update(x, a, y)$:**
 - 5 $\lfloor \bar{y}_a \leftarrow (n_a \bar{y}_a + y)/(n_a + 1), n_a \leftarrow n_a + 1$
-

the decisions of the online bandit oracle, there are “virtual plays” whose feedbacks are simulated from *the logged data*, and “online plays” whose feedbacks are from *the real online environment*. The online bandit oracle cannot distinguish the “virtual plays” from “online plays”. Thus we can apply the theories of the online bandit oracles (e.g. [6][34][2]) to bound the *total regret*. By subtracting the *regret of virtual plays*, we get the bound for *online regret*.

Theorem 1 (General upper bound). *Suppose there exist $g(T)$ and $g_c(T)$, such that $R(T, \mathcal{A}_{O+\mathcal{E}_0}) \leq g(T)$, and $R(T, \mathcal{A}_{O_c+\mathcal{E}_0}) \leq g_c(T), \forall T$. Denote the returns of the offline evaluator till time T as $\{\tilde{y}_j\}_{j=1}^N$ w.r.t. input $\{(\tilde{x}_j, \tilde{a}_j)\}_{j=1}^N$. If \mathcal{E} satisfies $\mathbb{E}[\mathcal{E}.get_outcome(x, a)] = \mathbb{E}[y|a]$, then*

$$R(T, \mathcal{A}_{O+\mathcal{E}}) \leq g(T+N) - \sum_{j=1}^N \left(\max_{a' \in [K]} \mathbb{E}[y|a'] - \mathbb{E}[y|a = \tilde{a}_j] \right). \quad (4)$$

If \mathcal{E} satisfies $\mathbb{E}[\mathcal{E}.get_outcome(x, a)] = \mathbb{E}[y|a, x]$ contextually, then

$$R(T, \mathcal{A}_{O_c+\mathcal{E}}) \leq g_c(T+N) - \sum_{j=1}^N \left(\max_{a' \in [K]} \mathbb{E}[y|a', \tilde{x}_j] - \mathbb{E}[y|a = \tilde{a}_j, \tilde{x}_j] \right).$$

Due to page limit, all proofs are presented in the supplementary materials [3]. In Inequality (4), $g(T+N)$ is the upper bound of *total regret*, and $\sum_{j=1}^N \left(\max_{a' \in [K]} \mathbb{E}[y|a'] - \mathbb{E}[y|a = \tilde{a}_j] \right)$ is the *regret of virtual plays*. The condition $\mathbb{E}[\mathcal{E}.get_outcome(x, a)] = \mathbb{E}[y|a]$ (or $\mathbb{E}[\mathcal{E}.get_outcome(x, a)] = \mathbb{E}[y|a, x]$) implies that the offline evaluator \mathcal{E} returns unbiased context-independent (or contextual) outcomes. Using similar regret decomposition, we also derive a regret lower bound with logged data in our supplementary material [3].

4 CASE STUDY I: CONTEXT-INDEPENDENT DECISION

To demonstrate the versatility of our algorithmic framework for context-independent decisions, we start with a case of using UCB and exact matching in our framework. Then we extend the offline evaluator from exact matching to propensity score matching, and weighting method like inverse propensity score weighting. Finally, we study the case when Assumptions 1 and 2 do not hold.

4.1 Warm-up: UCB + Exact Matching

To illustrate Algorithm 1, let us start with an instance that uses UCB [6] (*BanditOracle 1*) as the online bandit oracle and the “exact matching” causal inference algorithm [43] (*OfflineEvaluator 1*) as the offline evaluator. We denote this instance of Algorithm 1 as $\mathcal{A}_{\text{UCB+EM}}$. In each round, *BanditOracle 1* selects an action with the maximum upper confidence bound defined as $\bar{y}_a + \beta \sqrt{2 \ln(n)/n_a}$.

Theorem 3 (UCB+Propensity score matching). *Suppose the propensity scores are in a finite set $\mathbf{p}_i \in \mathcal{Q} \triangleq \{\mathbf{q}_1, \dots, \mathbf{q}_Q\} \subseteq [0, 1]^{K-1}$, for $\forall i \in [-I]$. Let $N(\mathbf{q}, a)$ be the number of data items whose $\mathbf{p}_i = \mathbf{q}$ and action $a_i = a$, and $N \triangleq \sum_{c \in [Q], a \in [K]} N(\mathbf{q}, a)$. Denote $\mathbb{P}[\mathbf{q}_c]$ as the probability for an online user to have propensity score \mathbf{q}_c . Suppose the reward $y \in [0, 1]$. Then,*

$$R(T, \mathcal{A}_{\text{UCB+PSM}}) \leq \sum_{a \neq a^*} \Delta_a \left(1 + \frac{\pi^2}{3} + \sum_{c \in [Q]} \max \left\{ 0, 8 \frac{\ln(T+A)}{\Delta_a^2} \mathbb{P}[\mathbf{q}_c] - \min_{\tilde{c} \in [Q]} \frac{N(\mathbf{q}_{\tilde{c}}, a) \mathbb{P}[\mathbf{q}_c]}{\mathbb{P}[\mathbf{q}_{\tilde{c}}]} \right\} \right), \quad (5)$$

where A is derived as:

$$A = N - \sum_{a \neq a^*} \sum_{c \in [Q]} \max \left\{ 0, \min_{\tilde{c} \in [Q]} \frac{N(\mathbf{q}_{\tilde{c}}, a) \mathbb{P}[\mathbf{q}_c]}{\mathbb{P}[\mathbf{q}_{\tilde{c}}]} - \left(\frac{8 \ln(T+N)}{\Delta_a^2} + 1 + \frac{\pi^2}{3} \right) \mathbb{P}[\mathbf{q}_c] \right\}.$$

Theorem 3 is similar to Theorem 2 where we replace the context vector \mathbf{x}^c with the propensity score vector \mathbf{q}_c . If the number of logged data $N(\mathbf{q}_c, a)$ is greater than $\mathbb{P}[\mathbf{q}_c] 8 \ln(T+A) / \Delta_a^2$ for $\forall c \in [Q]$ and $a \in [K]$, then the regret is smaller than a constant $(1 + \pi^2/3) \sum_{a \neq a^*} \Delta_a$. When we only have two actions, the propensity score vector \mathbf{p} only has one dimension, and the *propensity score matching* do not have the problem of *exact matching* from the high-dimensional context \mathbf{x} . But when the number of actions $K > 2$, it is still difficult to find matched propensity score vector $\{\mathbf{p}(1), \dots, \mathbf{p}(K-1)\}$. The following weighting algorithm can deal with more than two actions.

4.3 UCB + Inverse Propensity Score Weighting

To further demonstrate the versatility of our framework, we show how to use weighting methods [44][29] in causal inference. As shown in Line 4 in OfflineEvaluator 3, we use the inverse of the propensity score $1/p_i(a_i)$ as the weight. Here, we only need the propensity score for the chosen action a_i . We replace the offline evaluator with the IPS weighting OfflineEvaluator 3 to get $\mathcal{A}_{\text{UCB+IPSW}}$.

OfflineEvaluator 3 first estimates the outcome \bar{y}_a as the weighted average of logged outcomes. The intuition of IPS weighting is as follows: if an action is applied to users in group A more often than users in other groups, then each sample for group A should have smaller weight so the total weights of each group is proportional to its population. In fact, the IPS weighting estimator is unbiased via *importance sampling*[40]. Then, we calculate the *effective sample size* (a.k.a. ESS) N_a of logged plays on the action a according to [26]. After such initialization, the offline evaluator returns \bar{y}_a w.r.t. action a for $\lfloor N_a \rfloor$ times, and return NULL afterwards.

Theorem 4 (UCB + IPS weighting). *Suppose the reward $y \in [0, 1]$, and the propensity score is bounded $p_i \geq \delta > 0 \forall i \in [I]$, then*

$$R(T, \mathcal{A}_{\text{UCB+IPSW}}) \leq \sum_{a \neq a^*} \Delta_a \left(1 + \pi^2/3 + \max \left\{ 0, 8 \Delta_a^{-2} \ln(T + \sum_{a=1}^K \lceil N_a \rceil) - \lfloor N_a \rfloor \right\} \right),$$

where $N_a = \left(\sum_{i \in [-I]} p_i(a_i)^{-1} \mathbb{1}_{\{a_i=a\}} \right)^2 / \sum_{i \in [-I]} \left(p_i(a_i)^{-1} \mathbb{1}_{\{a_i=a\}} \right)^2$.

Theorem 4 quantifies the impact of the logged data on the regret of the algorithm $\mathcal{A}_{\text{UCB+IPSW}}$. Recall that N_a is the *effective sample*

OfflineEvaluator 3: IPS Weighting (IPSW) [44]

```

1 Member variables:  $\bar{y}_a, N_a (a \in [K])$  initialized in
   $\_\text{init}\_\mathcal{L}$ 
2 Function  $\_\text{init}\_\mathcal{L}$ :
3   for  $a \in [K]$  do
4      $\bar{y}_a \leftarrow \frac{\sum_{i \in [-I], a_i=a} y_i / p_i(a_i)}{\sum_{i \in [-I], a_i=a} 1 / p_i(a_i)}, N_a \leftarrow \frac{(\sum_{i \in [-I], a_i=a} 1 / p_i(a_i))^2}{\sum_{i \in [-I], a_i=a} (1 / p_i(a_i))^2}$ 
5 Function  $\text{get\_outcome}(x, a)$ :
6   if  $N_a \geq 1$  then
7      $N_a \leftarrow N_a - 1$ 
8     return  $\bar{y}_a$ 
9   return NULL

```

size of feedbacks for action a . When there is no logged data, i.e. $N_a = 0$, the regret bound reduces to the $O(\log T)$ bound of UCB. A larger N_a indicates a lower regret bound. Notice that the number N_a depends on the distribution of logged data items' propensity scores. In particular, when all the propensity scores are a constant \bar{p} , i.e. $p_i(a_i) = \bar{p}$ for $\forall i$, the effective sample size is the actual number of samples with action a , i.e. $N_a = \sum_{i \in [-I]} \mathbb{1}_{\{a_i=a\}}$. When the propensity scores $\{p_i(a_i)\}_{i \in [-I]}$ have a more skewed distribution, the number N_a will be smaller, leading to a larger regret bound.

Note that our framework is not limited to the above instances. One can replace the online bandit oracle with ϵ -greedy [30], EXP3 [7] or Thompson sampling [2]. One can also replace the offline evaluator with balanced weighting [29] or supervised learning [50]. In Section 6, we will discuss more algorithms in the experiments.

4.4 Relaxation of Assumptions on Logged Data

The above theorems require the logged data to satisfy the stable-unit Assumption 1 and ignorability Assumption 2. To see the impact of removing the Assumption 2, consider Example 1. Let's say the logs do not record *users' preferences to video*. In this case, our *causal inference* strategy will calculate the *empirical average*. Then, it will select the wrong action of placing ad below videos. The following theorem gives the regret upper bound when the assumptions on the logged data do not hold.

Theorem 5 (Removing assumptions on logged data). *Suppose Assumptions 1 and 2 were removed. Suppose the offline evaluator \mathcal{E} returns $\{y_j\}_{j=1}^N$ w.r.t. $\{(x_j, a_j)\}_{j=1}^N$. The bias of the average outcome for action a is denoted as*

$$\delta_a \triangleq \left(\sum_{j=1}^N \mathbb{1}_{\{a_j=a\}} y_j \right) / \left(\sum_{j=1}^N \mathbb{1}_{\{a_j=a\}} \right) - \mathbb{E}[y|a].$$

Suppose the reward y is bounded in $[0, 1]$. Denote the number of samples for action a as $N_a \triangleq \sum_{j=1}^N \mathbb{1}_{\{a_j=a\}}$. Then,

$$R(T, \mathcal{A}_{\mathcal{O}+\mathcal{E}}) \leq \sum_{a \neq a^*} \Delta_a \left(16 \Delta_a^{-2} \ln(N_a + T) - 2 N_a (1 - \Delta_a^{-1} \max\{0, \delta_a - \delta_{a^*}\}) + (1 + \pi^2/3) \right)$$

Theorem 5 states the relationship between the bias of the offline evaluator (i.e. δ_a) and the algorithm's regret. When Assumptions 1 and 2 hold, the bias $\delta_a = 0$. In this case, the bound in Theorem 5 is similar to the previous bounds in Theorem 3 except that we raise the

constant from 8 to 16. When $\delta_a - \delta_{a^*} > 0$, i.e., the offline evaluator has a greater bias for an inferior action than the bias of the optimal action, the regret upper bound becomes larger compared to the case when the offline evaluator is unbiased. In Theorem 5, we also have a sufficient condition for “the logged data to reduce the regret upper bound”, i.e. $1 - \max\{0, \delta_a - \delta_{a^*}\} / \Delta_a > 0$, or, $\delta_a - \delta_{a^*} < \Delta_a$ for $\forall a \neq a^*$. The physical meaning is that when the estimated reward of the optimal action is greater than that of other actions, the logged data help to identify the optimal action and reduce the regret.

5 CASE STUDY II: CONTEXTUAL DECISION

We first consider the case that the mean of the outcome is parametrized by a linear function. Then, we generalize it to non-parametric functions, where we design a forest-based online bandit algorithm and prove its regret upper bound. To the best of our knowledge, it is the first regret upper bound for forest-based online bandit algorithms.

5.1 Linear Regression + LinUCB

We consider that the mean of outcome follows a linear function:

$$y_t = \theta^T \phi(x_t, a_t) + \epsilon_t \quad \forall t \in [T], \quad (6)$$

where $\phi(x, a) \in \mathbb{R}^d$ is an d -dimensional *known* feature vector. The θ is an d -dimensional *unknown* parameter to be learned, and ϵ_t is a stochastic noise with $\mathbb{E}[\epsilon_t] = 0$. We consider the case that Algorithm 1 uses “LinUCB” (outlined in BanditOracle 2) as the online bandit oracle and “linear regression” (outlined in OfflineEvaluator 4) as the offline evaluator. We denote this instance of Algorithm 1 as $\mathcal{A}_{\text{LinUCB+LR}}$. BanditOracle 2 uses the LinUCB (Linear Upper Confidence Bound [34]) to make contextual online decisions. It estimates the unknown parameter $\hat{\theta}$ based on the feedbacks. The $\hat{y}_a \triangleq \hat{\theta}^T \phi(x, a) + \beta_t \sqrt{\phi(x, a)^T V^{-1} \phi(x, a)}$ is the upper confidence bound of reward, where $\{\beta_t\}_{t=1}^T$ are parameters. The oracle always plays the action with the largest upper confidence bound.

BanditOracle 2: LinUCB [34]

- 1 **Member variables:** a matrix V (initially V is a $d \times d$ matrix), a d -dimensional vector b (initially $b=0$ is zero), initial time $t=1$
 - 2 **Function play**(x):
 - 3 $\hat{\theta} \leftarrow V^{-1}b$
 - 4 **for** $a \in [K]$ **do**
 - 5 $\hat{y}_a \leftarrow \hat{\theta}^T \phi(x, a) + \beta_t \sqrt{\phi(x, a)^T V^{-1} \phi(x, a)}$
 - 6 **return** $\arg \max_{a \in [K]} \hat{y}_a$
 - 7 **Function update**(x, a, y):
 - 8 $V \leftarrow V + \phi(x, a)\phi(x, a)^T, \quad b \leftarrow b + yx, \quad t \leftarrow t + 1$
-

OfflineEvaluator 4 uses linear regression to synthesize feedbacks from the logged data. From the logged data, it estimates the parameter \hat{V} (Line 3), and the parameter $\hat{\theta}$ (Line 4). It returns the estimated outcome $\phi(x, a)^T \hat{\theta}$ according to a linear model. It stops returning outcomes when the logged data cannot provide a tighter confidence bound than that of the online bandit oracle (Line 6 - 9).

Suppose for any context x_t , the difference of expected rewards between the best and the “second best” actions is at least Δ_{\min} .

OfflineEvaluator 4: Linear Regression (LR)

- 1 **Member variables:** V, \hat{V} are $d \times d$ matrices, where V (\hat{V}) is for the online (offline) confidence bounds. $\hat{\theta}$ is the estimated parameters. The V is shared with LinUCB oracle.
 - 2 **Function _init_**(\mathcal{L}):
 - 3 $\hat{V} \leftarrow I_d + \sum_{i \in [-I]} \phi(x_i, a_i) \cdot \phi(x_i, a_i)^T$ // I_d is the $d \times d$ identity matrix
 - 4 $b \leftarrow \sum_{i \in [-I]} y_i \cdot \phi(x_i, a_i), \hat{\theta} \leftarrow \hat{V}^{-1}b$
 - 5 **Function get_outcome**(x, a):
 - 6 **if** $\|\phi(x, a)\|_{V + \phi(x, a)\phi(x, a)^T} > \|\phi(x, a)\|_{\hat{V}}$ **then**
 - 7 $V \leftarrow V + \phi(x, a)\phi(x, a)^T$
 - 8 **return** $\phi(x, a) \cdot \hat{\theta}$
 - 9 **return** NULL
-

This is the settings of section 5.2 in the paper [1]. In the following theorem, we derive a regret upper bound for $\mathcal{A}_{\text{LinUCB+LR}}$.

Theorem 6 (LinUCB+Linear regression). *Suppose the rewards satisfy the linear model in Equation (6). Suppose offline evaluator returns a sequence $\{y_i\}_{i=1}^N$ w.r.t. $\{(x_i, a_i)\}_{i=1}^N$. Let $V_N \triangleq \sum_{i \in [N]} x_i x_i^T$, $L \triangleq \max_{t \leq T} \{\|\mathbf{x}_t\|_2\}$. Moreover, the random noise is 1-sub-Gaussian, i.e. $\mathbb{E}[e^{\alpha \epsilon_t}] \leq \exp(\alpha^2/2), \forall \alpha \in \mathbb{R}$. Then*

$$R(T, \mathcal{A}_{\text{LinUCB+LR}}) \leq \frac{8d^2(1 + 2\ln(T))}{\Delta_{\min}} \log \left(1 + \frac{TL^2}{\lambda_{\min}(V_N)} \right) + 1.$$

When the smallest eigenvalue $\lambda_{\min}(V_N)$ is greater than a threshold $(1/2 + \ln(T))TL^2$, the regret is bounded by a constant $16d^2/\Delta_{\min} + 1$.

Denote $\kappa = TL^2/\lambda_{\min}(V_N)$ as the condition number. Theorem 6 implies that for a fixed κ , the regret in T time slots is $O(\log(T))$. Moreover, when the logged data contain enough samples, i.e., $\lambda_{\min}(V_N)$ is greater than $(1/2 + \ln(T))TL^2$, regret is upper bounded by a constant. Using our analytic framework, we observe a similar thresholding phenomena in [14] which focuses on the linear model.

5.2 Non-parametric Forest-based Online Decision Making

We generalize the linear outcome model (in Equation (6)) to the case that the mean of the outcome y_t is a nonparametric function of x_t . We use the non-parametric forest estimator to generalize algorithm $\mathcal{A}_{\text{LR+LinUCB}}$ in two aspects: (1) replace the *LinUCB* with our forest-based online learning algorithm ϵ -Decreasing Multi-action Forest (abbr. Fst) outlined in BanditOracle 3; (2) replace *linear regression* with *Matching on Forest* (abbr. MoF) outlined in OfflineEvaluator 5. We denote the new contextual decision algorithm as $\mathcal{A}_{\text{Fst+MoF}}$.

ϵ -decreasing multi-action forest (Fst). A multi-action forest \mathcal{F} is a set of B multi-action decision trees. It extends the regression forest of [45] to consider *multiple actions* in a leaf. Each context x belongs to a leaf $L_b(x)$ in a tree $b \in [B]$, and each leaf has multiple actions $a \in [K]$. Given the dataset $\mathcal{D} = \{(x_i, a_i, y_i)\}_{i=1}^D$, tree b estimates the outcome of an action a under a context x as

$$\hat{L}_b(x, a) \triangleq \frac{\sum_{i \in [D]} \mathbb{1}_{\{L_b(x_i) = L_b(x)\}} \mathbb{1}_{\{a_i = a\}} y_i}{\sum_{i \in [D]} \mathbb{1}_{\{L_b(x_i) = L_b(x)\}} \mathbb{1}_{\{a_i = a\}}}. \quad (7)$$

BanditOracle 3 is the ϵ -decreasing multi-action forest algorithm. For a context \mathbf{x} , the algorithm first uses the average of all trees as the estimated outcome (Line 4). In the time slot t , with probability $1-\epsilon_t$, the algorithm chooses the action with the largest estimated outcome. Otherwise, the algorithm randomly selects an action to explore its outcome. The oracle will update the data \mathcal{D} using the feedback (Line 8), and update the leaf functions $\{L_b(\cdot)\}_{b=1}^B$ of the forest \mathcal{F} using the training algorithm in the paper [45] (Line 9).

BanditOracle 3: ϵ -Decreasing Multi-action Forest (Fst)

```

1 Variables: the multi-action forest  $\mathcal{F}$  of  $B$  trees, data  $\mathcal{D}$  with
  initial value  $\emptyset$ ,  $t$  with initial value 1
2 Function play( $\mathbf{x}$ ):
3   for  $a \in [K]$  do
4      $\hat{y}_a \leftarrow \frac{1}{B} \sum_{b \in [B]} \hat{L}_b(\mathbf{x}, a)$ 
5      $a_t \leftarrow \begin{cases} \arg \max_{a \in [K]} \hat{y}_a & \text{w.p. } 1-\epsilon_t, \\ \text{a random action in } [K] & \text{w.p. } \epsilon_t. \end{cases}$ 
6   return  $a_t$ 
7 Function update( $\mathbf{x}, a, y$ ):
8    $\mathcal{D} \leftarrow \mathcal{D} \cup \{(\mathbf{x}, a, y)\}$  and  $t \leftarrow t + 1$ 
9    $\mathcal{F} \leftarrow \text{train\_forest}(\mathcal{D})$  //learn tree splits. In practice,
  one can re-train the forest every  $T_0$  time slots

```

To analyze the regret of BanditOracle 3, we need the following two definitions, which are adapted from Definition 2b and 4b of [45].

Definition 1 (honest). A multi-action tree on training samples $\{(\mathbf{x}_1, y_1, a_1), \dots, (\mathbf{x}_s, y_s, a_s)\}$ is honest if (a) (standard-case) the tree does not use the responses y_1, \dots, y_s in choosing where to replace its splits; or (b) (double sample case) the tree does not use the responses in a subset of data called “ \mathcal{I} -sample” to place splits, where “double sample” and “ \mathcal{I} -sample” are defined in Section 2.4 of [45].

Definition 2 (α -regular). A multi-action tree grown by recursive partitioning is α -regular for some $\alpha > 0$ if either: (a) (standard case) (1) each split leaves at least a fraction α of training samples on each side of the split, (2) the leaf containing \mathbf{x} has at least m samples from each action $a \in [K]$ for some $m \in \mathbb{N}$, and (3) the leaf containing \mathbf{x} has less than $2m-1$ samples for some action $a \in [K]$ or (b) (double-sample case) for a double-sample tree, (a) holds for the \mathcal{I} sample.

Theorem 7 (asymptotic regret of Fst). Suppose that all potential outcome distributions $(x_i, Y_i(a))$ for $\forall a \in [K]$ satisfy the same regularity assumptions as the pair (x_i, Y_i) did in Theorem 3.1 in [45]². Suppose the trees in \mathcal{F} (Line 9) is honest, α -regular with $\alpha \leq 0.2$ in the sense of Definition 1 and 2, and symmetric random-split (in the sense of Definition 3 and 5 in [45]). Denote $A \triangleq \frac{\pi'}{d} \frac{\log((1-\alpha)^{-1})}{\log(\alpha^{-1})}$ where $\pi' \in [0, 1]$ is the constant “ π ” in Definition 3 of [45]. Let $\beta = 1 - \frac{2A}{(2+3A)}$ and let the exploration rate to be $\epsilon_t = t^{-1/2(1-\beta)}$. Then

²The condition is: $\mu(x, a) = \mathbb{E}[Y(a)|X = \mathbf{x}]$ and $\mu_2(x, a) = \mathbb{E}[Y(a)^2|X = \mathbf{x}]$ are Lipschitz-continuous, and finally that $\text{Var}[Y(a)|X = \mathbf{x}] > 0$ and $\mathbb{E}[|Y(a) - \mathbb{E}[Y(a)|X = \mathbf{x}]|^{2+\delta}|X = \mathbf{x}]$ for some constants $\delta, M > 0$ and for $\delta=1$, uniformly over all $\mathbf{x} \in [0, 1]^d$. Here, we slightly modify the condition to add the case $\delta=1$.

for any small $\omega > 0$, the asymptotic regret of Fst (do not use logged data) satisfies

$$\lim_{T \rightarrow +\infty} \frac{R(T, \mathcal{A}_{Fst+\epsilon_0})}{T^{(1+\beta+\omega)/2}} = 0, \quad \text{hence} \quad \lim_{T \rightarrow +\infty} \frac{R(T, \mathcal{A}_{Fst+\epsilon_0})}{T} = 0.$$

Theorem 7 states that our online forest-based bandit algorithm *Fst* achieves a sub-linear regret w.r.t. T . Note that our estimator can be biased. We see by appropriate choices of the exploration rate ϵ_t , our algorithm *Fst* balances both the bias-variance tradeoff and the exploration-exploitation tradeoffs. For readers who study causal inference, note that we do not need the “overlap” assumption [45] on the logged data. This is because our exploration probability ϵ_t ensures that each action is played with a non-zero probability.

Matching-on-forest offline evaluator (MoF). OfflineEvaluator 5 describes the *Matching-on-Forest* offline evaluator. It finds a (weighted) random “nearest neighbor” in the logs for the context-action pair (\mathbf{x}, a) . For a decision tree $b \in [B]$, the “nearest neighbors” of (\mathbf{x}, a) is the data items in the same leaf $L_b(\mathbf{x})$ which have the same action a . If a data sample belongs to the nearest neighbors of (\mathbf{x}, a) in more trees, then it will be returned by *MoF* with a higher probability.

OfflineEvaluator 5: Matching on Forest (MoF)

```

1 Input: a multi-action forest  $\mathcal{F}$  with leaf functions
   $\{L_b(\cdot)\}_{b=1}^B$ , and the logged data  $\mathcal{L}$ 
2 Function get_outcome( $\mathbf{x}, a$ ):
3    $b \leftarrow$  a uniformly random number in  $\{1, 2, \dots, B\}$ 
4    $\mathcal{I}_{\text{matched}} \leftarrow \{i \mid L_b(\mathbf{x}_i) = L_b(\mathbf{x}), a_i = a\}$ 
5   if  $\mathcal{I} \neq \emptyset$  then
6      $i \leftarrow$  a random sample from  $\mathcal{I}_{\text{matched}}$ 
7      $\mathcal{L} \leftarrow \mathcal{L} \setminus \{(\mathbf{x}_i, a_i, y_i)\}$  //delete item
8     return  $y_i$ 
9   return NULL

```

6 EXPERIMENTS

We use real datasets from Yahoo, as well as synthetic data to carry out our experiments³. First, we show that it is better to use both the logged data and the online feedbacks to make decisions, compared with using just one of the data sources. Second, we show why we need to judiciously use the logged data via our proposed method. Third, we discuss the practicability of our algorithms.

6.1 Datasets and Experiment Settings

Synthetic dataset. Each user’s context \mathbf{x} is drawn from $[-1, 1]^d$ uniformly at random. Consider propensity scores $\mathbb{P}[\text{action} = a|\mathbf{x}] = ps(\mathbf{x}, a)$ for all actions $a \in \{0, \dots, K-1\}$. Unless we vary it explicitly, we set the propensity score $ps(\mathbf{x}, a) = \exp(s_a) / (\sum_{a=0}^{K-1} \exp(s_a))$ by default, where $s_a = \exp(-\mathbf{x}^T \theta_a (\mathbb{E}[y|a] - \mathbb{E}[y|(a+1) \bmod K]))$. We generate the action $a \in \{0, \dots, K-1\}$ according to the propensity scores. We consider a reward function $y=f(\mathbf{x}, a)$ for each (\mathbf{x}, a) pair. Unless we vary it explicitly, we set $f(\mathbf{x}, a) = \mathbf{x}^T \theta_a + b_a$

³Code and Yahoo’s data are in [3], which will be public once this paper is published.

for some parameter $\theta_a \in \mathbb{R}^d$ and bias $b_a = 0.5 \times a$. For the contextual-independent cases, the expected reward for an action a is $\mathbb{E}[y|a] = \mathbb{E}_x[f(x, a)|a]$ by marginalizing over the context x . By default, we set the number of arms as $K = 3$. We present experiment results under other settings in our supplementary materials [3].

Yahoo’s news recommendation data. The publicly available Yahoo’s news recommendation dataset [48] contains 100,000 rows of logs, where we split 20% of them as the logged data and 80% of them as the online feedbacks. Each row contains: (1) six user features, (2) candidate news IDs, (3) the selected news ID, (4) whether the user clicks the news. Since the user features in this dataset were learned via a linear model [48], the Yahoo’s data favors LinUCB [34] for contextual decisions. We use the evaluation protocol of [34] and run the algorithms for 50 times to take the average.

6.2 Using Both Offline and Online Data

We compare the performance of algorithm $\mathcal{A}_{O+\mathcal{E}}$ (or $\mathcal{A}_{O_c+\mathcal{E}}$) with its two variants that do not combine offline and online data: (1) online bandit algorithm \mathcal{O} (or \mathcal{O}_c) that only uses online feedbacks; (2) offline causal inference algorithm \mathcal{E} that only uses logged data.

Exp1: Synthetic data. We run each algorithm 500 times to get the average regret. We also plot the 20-80 percentiles as the confidence interval. In Figure 4, 5 and 6, we have 100 logged data points. We observe that our “offline+online” algorithms always have smaller regrets than the “only_online” variants. This is because using logged data to warm-start reduces the cost of online exploration. The regret for the “only_offline” version increases linearly in time, with a large variance. This is because the decisions can be either always right or always wrong depending on the initial decision. In particular, in Figure 5 and 6, the 80-percentile of the regrets for the “only_offline” variants are always zero, although the average regret is high. We set $K = 2$ for \mathcal{A}_{UCB+EM} and $\mathcal{A}_{UCB+PSM}$ because they cannot work well for more actions [3]. We also set the context dimensions $d = 2K$. Figure 4 shows that using the offline data does not reduce the regret under the offline evaluator EM , because it is difficult to find exactly matched logged data point for contexts in high dimensions. In Figure 5, algorithm $\mathcal{A}_{UCB+PSM}$ improves the efficiency to use the logged data, and reduces the regret. Algorithm $\mathcal{A}_{UCB+IPSW}$ can work for $K = 3$ and further reduces the regret, as shown in Figure 6.

We also investigate the contextual decision case. In Figure 7, recall that by default our outcome function $\mathbb{E}[y] = f(x, a) = \theta_a^T \cdot x$ is linear w.r.t. the contexts x . We see our “offline+online” algorithm $\mathcal{A}_{LinUCB+LR}$ has the smallest regret which is nearly zero, because it uses the logged data to reduce the cost of online exploration.

Exp 3: Yahoo’s dataset. Figure 9 shows that our “offline+online” $\mathcal{A}_{LinUCB+LR}$ improves the rewards by 21.1% (or 10.0%) compared to the “only_online” $LinUCB$ (or the “only_offline” LR algorithm).

Although Yahoo’s data were prepared to evaluate contextual decisions [34], in Figure 8 we restrict the decisions to be context-independent. Our “offline+online” $\mathcal{A}_{UCB+IPSW}$ has a lower regret than the “only_online” UCB algorithm. Our $\mathcal{A}_{UCB+IPSW}$ has a lower regret than the “only_offline” IPSW algorithm when T is large.

Lessons learned. Our algorithms that use both data sources achieve the largest rewards or the smallest regret on both real and synthetic datasets, for both context-independent and contextual decisions.

6.3 Proper Usage of the Offline Data

Besides our causal inference approach to use the offline logged data, there are other heuristic methods which can use both data sources. We will show that our proposed method has a superior performance over the following heuristics.

- (1) **Historical average in data (historicalUCB [41]).** This method uses the empirical averages of each action in the logged data as the initial values for the online bandit oracle.
- (2) **Linear regression.** Instead of simply calculating the average, another way is to use supervised learning algorithm to “learn” from offline data. The linear regression method learns a total number of K linear models for each actions where features are the contexts and labels are outcomes.
- (3) **Xgboost.** Xgboost [16] is another supervised learning algorithm that often performs well for tabular data. The Xgboost method learns a total number of K models for the K actions.
- (4) **Stochastic Delayed Bandits (SDB [36]).** Stochastic delayed bandit is a method proposed for bandit problem with delayed feedback. It can deal with bandit with logged data when we treat the logged data as the delayed feedbacks.
- (5) **Thompson sampling with informed prior.** Thompson sampling [2] is a Bayesian online decision algorithm. With logged data, one can use the historical data to give a prior distribution for each action. For example, one can use the average reward for each action to calculate the prior.

All the above heuristics fall within our framework where different heuristics to use the offline data are different offline evaluators.

Exp 4: Our method vs. others on synthetic data. Figure 10 compares our algorithm and the baseline heuristics (1)-(4) on the synthetic data. Recall that by default, the outcome $y = x^T \theta_a + b_a$ is the linear function w.r.t. the context x . We observe that our algorithm $\mathcal{A}_{UCB+IPSW}$ and the linear regression method have the smallest cumulative regret. The linear regression method performs comparatively well because linear regression is unbiased when the reward is a linear function [42]. Xgboost performs worse than our algorithm, because it cannot guarantee to unbiasedly estimate the rewards. Using historical average to initialize UCB (i.e. historicalUCB [41]) or using the stochastic delayed bandit result in the highest regrets, because they ignore the impacts of the confounders.

Figure 11 compares different heuristics to get the informed prior for the Thompson Sampling (TS) algorithm [2]. All these heuristics are instances in our framework where the online learning oracle is Thompson Sampling. Our algorithms $\mathcal{A}_{TS+IPSW}$ and $\mathcal{A}_{UCB+IPSW}$ that use the causal inference algorithm IPSW has the lowest regret.

Exp6: Our method vs. others on Yahoo’s data. In Figure 12, we compare different algorithms’ regrets on Yahoo’s data. Here, we randomly delete some data rows to simulate the selection bias in the logged data. In particular, we delete a logged row with a probability of 0.9 if the average reward for the chosen article is ranked among the top-3 and the reward is 1, or if the average reward for the chosen article is not among the top-3 and the reward is 0. We see that our algorithm $\mathcal{A}_{UCB+IPSW}$ achieves the lowest regret under this setting. The linear regression does not perform well because the reward in Yahoo’s data is not a perfectly linear function of the contexts [46]. **Exp7: Linear vs. forest models for contextual decision.** In Figure 13, we conduct experiments on synthetic data. We set the reward

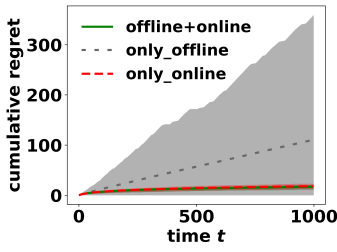


Figure 4: Cumulative regrets of $\mathcal{A}_{\text{UCB+EM}}$ & variants ($K=2$)

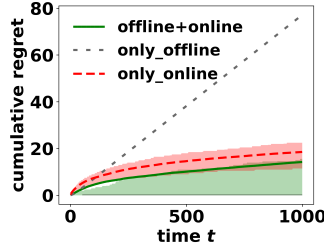


Figure 5: Cumulative regrets of $\mathcal{A}_{\text{UCB+PSM}}$ & variants ($K=2$)

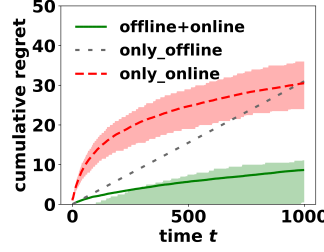


Figure 6: Cumulative regrets of $\mathcal{A}_{\text{UCB+IPSW}}$ and its variants

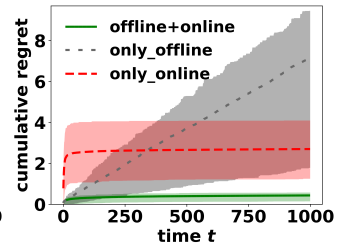


Figure 7: Cumulative regrets of $\mathcal{A}_{\text{LinUCB+LR}}$, linear f

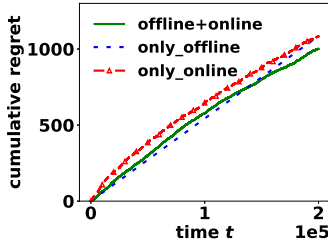


Figure 8: Cumulative regret of $\mathcal{A}_{\text{UCB+IPSW}}$ [Yahoo, context-independent]

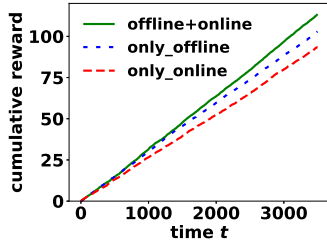


Figure 9: Reward of $\mathcal{A}_{\text{LinUCB+LR}}$ and its variants [Yahoo, contextual]

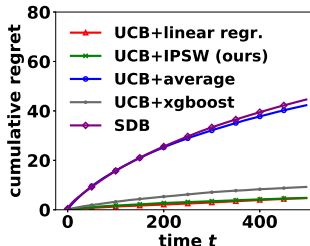


Figure 10: Different algorithms on synthetic data, linear function f

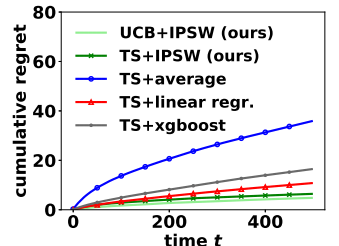


Figure 11: Different algorithms using Thompson Sampling, linear function f

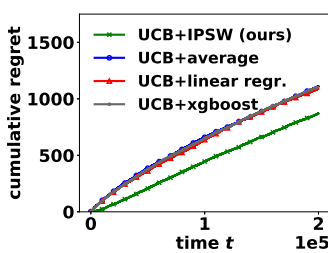


Figure 12: Regrets of different algorithms [Yahoo, context-independent]

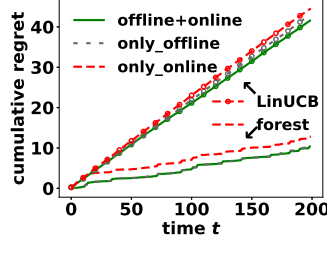


Figure 13: Regrets of $\mathcal{A}_{\text{Fst+MoF}}$, $\mathcal{A}_{\text{LinUCB+LR}}$ and their variants, non-linear \tilde{f}

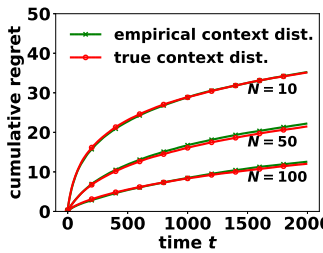


Figure 14: Empirical context distribution ($\mathcal{A}_{\text{UCB+IPSW}}$)

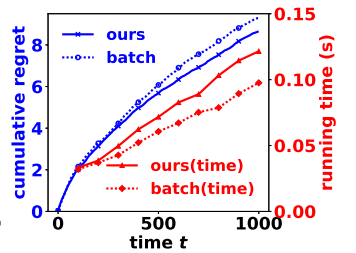


Figure 15: Batch method vs. ours ($\mathcal{A}_{\text{UCB+IPSW}}$)

$y = \tilde{f}(x, a) \triangleq (\sum_{j=1}^d \mathbb{1}_{\{x \geq (\theta_a)_j\}}) / d + 0.5 \times \mathbb{1}_{\{a=1\}}$ to be a nonlinear function of the context x , where $d = 10$. We see our non-parametric forest-based algorithm $\mathcal{A}_{\text{Fst+MoF}}$ can reduce the regrets of by over 75% (from around 40 to less than 10) compared to $\mathcal{A}_{\text{LR+LinUCB}}$.

The features in Yahoo’s dataset were learned using a linear model, and we compare the linear and forest models in the supplement [3]. **Lessons learned.** One needs to use the offline data properly to reduce the regret in decisions. Our methods that combine causal inference and online bandit learning achieve the smallest regret. For contextual decisions, when the reward is not a linear function of the context, the forest-based model outperforms the linear model.

6.4 Practical Considerations

Exp8: Relaxing knowledge on context distribution. Recall that in our framework Algorithm 1, we propose to use the empirical distribution of the contexts from both offline and online data. In

Figure 14, we compare the regret using empirical and true context distribution using synthetic data, where we run the algorithms for 2,000 time to take the average. For various number of logged data $N \in \{10, 50, 100\}$, algorithms that use empirical context distribution or true context distributions have similar regrets. This shows the soundness to use empirical context distribution in our framework. We do not use real data, because for real data we do not know the true context distribution.

Exp9: Comparison to batch method. One variant of our algorithmic framework is to use the logged data all in a batch before the online decisions. In contrast, in our Algorithm 1, we use the logged data before each online decision round t . On synthetic data, Figure 15 shows that our method and the batch method have similar cumulative regrets, although our method is slightly better when t is large. The running time for the two methods increase linearly as the number of online rounds t increases. This shows that both methods

are scalable w.r.t. t . Our Algorithm 1 has lower regret when t is large, but is slower compared to its batch variant. We also point out that the batch method do not have theoretical regret guarantee. We do the comparison on real data in our supplement [3].

Unobserved confounders. For real data Yahoo, probably we do not observe all the confounders [46][35]. Our experiments show that in these real datasets, our algorithms still have the lowest regrets. Please refer to our supplement [3] for more experiments discussing the impact of unobserved confounders.

7 RELATED WORKS

Offline causal inference (e.g. [40][43][38]) focuses on observational logged data and asks “what the outcome would be if we had done another action?”. Pearl formulated a Structural Causal Model (SCM) framework to model and infer causal effects[38]. Rubin proposed another alternative,i.e., Potential Outcome (PO) framework[40]. Researchers propose various techniques for causal inference. Matching (e.g. [37][43]) and weighting (e.g. [8][29][25]) are techniques that deal with the imbalance of action’s distributions in offline data. Other techniques include “doubly robust”[21] that combines regression and causal inference, and “differences-in-differences” [10]. Recently, several works studied the individualized treatment effects [45][4]. Offline policy evaluation is closely related to offline causal inference. It estimates the performance (or “outcomes”) of a policy, which prescribes an action for each context [44][32]. We also use offline policy evaluation to evaluate the performances of contextual bandit algorithms[33]. The offline policy evaluators can be used as the “offline evaluator” in our framework. For example, the Inverse Propensity Score Weighting method in this paper is commonly used in offline policy evaluation [44]. Our paper is orthogonal to the above works in that we focus on combining (or unifying) offline causal inference with online bandit learning algorithms to improve the online decision accuracy. Our work points out if we ignore the online feedbacks, these offline approaches can have a poor decision performance. Offline causal inference algorithms can be seen as special cases of our framework.

Many works studied the stochastic multi-armed bandit problem. Two typical algorithms are UCB [6] and Thompson sampling [20]. LinUCB is a parametric variants of UCB [18] tuning for linear reward functions. For the contextual bandit problem, LinUCB algorithm has a regret of $O(\sqrt{T \log(T)})$ [17][1] and was applied to news article recommendation [34]. The *Thompson sampling causal forest* by [19] and *random-forest bandit* by [22] were non-parametric contextual bandit algorithms, but these works did not provide regret bound. Guan *et al.* proposed a non-parametric online bandit algorithm using *k-Nearest-Neighbor* [24]. Our causal-forest based algorithm improves their bounds in a high-dimensional setting. Lattimore *et al.* used the causal structure of a problem to find online interventions [31]. Our paper is orthogonal to the above works in that we focus on developing a generic framework to combine offline causal inference with these online bandit learning algorithms such that offline logged data can be used to speed up these bandit algorithms with provable regret bounds. In addition, we propose a novel ϵ -greedy causal forest algorithm, and prove regret upper bound for it (to the best of our knowledge, this is the first regret bound for forest based online bandit algorithms).

Several works aimed at using logged data to help online decision making. The historicalUCB algorithm [41] is a special case of our framework, while they ignored users’ contexts. Bareinboim *et al.* [9] and Forney *et al.* [23] combined the observational data, experimental data and counterfactual data, to solve the MAB problem with unobserved confounders. They considered a different problem of maximizing the “intent-specific reward”, and they did not analyze the regret bound. Zhang *et al.* [50] used adaptive weighting to robustly combine supervised learning and online learning. They focused on correcting the bias of supervised learning via online feedbacks, while we use causal inference methods to synthesize unbiased feedbacks to speed up online bandit algorithms. Our experiments in Section 6.3 show that using historicalUCB [41], SDB [36] or the supervised learning algorithm [50] to initialize the online learning algorithms can result in higher regrets than our method.

8 CONCLUSIONS

This paper studies how to use the logged data to make better online decisions. We unify the offline causal inference and online bandit algorithms into a single framework, and consider both context-independent and contextual decisions. We introduce five novel algorithm instances that incorporate causal inference algorithms including matching, weighting, causal forest, and bandit algorithms including UCB and LinUCB. For these algorithms, we present regret bounds under our framework. In particular, we give the first regret analysis for a forest-based bandit algorithm. Experiments on two real datasets and synthetic data show that our algorithms that can use both logged data and online feedbacks outperform algorithms that only use either of the data sources. We also show the importance to judiciously use the offline data via our methods.

Our framework can alleviate the cold-start problem of online learning, and we show how to use the results of offline causal inference to make online decisions. Our unified framework can be applied to all previous applications of offline causal inference and online bandit learning, such as A/B testing with logged data, recommendation systems [47][34] and online advertising [13].

Appendices

A MORE THEORETICAL RESULTS

A.1 General Lower Bound on The Regret

Theorem 8 (General lower bound). Suppose for any bandit oracle O , \exists a non-decreasing function $h(T)$, s.t. $R(T, \mathcal{A}_{O+\varepsilon_0}) \geq h(T)$ for $\forall T$. Suppose the offline estimator \mathcal{E} returns unbiased outcomes $\{y_j\}_{j=1}^N$ w.r.t. $\{(x_j, a_j)\}_{j=1}^N$. Then for any contextual-independent algorithm $\mathcal{A}_{O+\varepsilon}$, we have:

$$R(T, \mathcal{A}_{O+\varepsilon}) \geq h(T) - \sum_{j=1}^N \left(\max_{a \in [K]} \mathbb{E}[y|a] - \mathbb{E}[y|a = a_j] \right).$$

For any contextual algorithm $\mathcal{A}_{O_c+\varepsilon}$, we have

$$R(T, \mathcal{A}_{O_c+\varepsilon}) \geq h(T) - \sum_{j=1}^N \left(\max_{a \in [K]} \mathbb{E}[y|a, x_j] - \mathbb{E}[y|a = a_j, x_j] \right).$$

Theorem 8 shows how we can apply the regret “lower bound” of online bandit oracles (e.g. [15]) to derive a regret lower bound with logged data. When an algorithm’s upper bound meets the lower bound, we get a *nearly optimal* online decision algorithm that uses the logged data. The proof of Theorem 8 is in Section C.1.

Definition 3 (The value of logged data). The online learning oracle O has a regret upper bound $g(T)$ after T time slots. Suppose the regret of an algorithm \mathcal{A} that uses logged data is upper bounded by $R(T, \mathcal{A})$. Then, we call $g(T) - R(T, \mathcal{A})$ the “value of logged data” in time T .

The “value of logged data” quantifies the reduction of regret by using the logged data. The following corollary gives a lower bound on the “value of logged data” for large T .

Corollary 1. Suppose conditions in Theorem 1 hold. Suppose the offline evaluator returns $\{\tilde{y}_j\}_{j=1}^N$ w.r.t. $\{(\tilde{x}_j, \tilde{a}_j)\}_{j=1}^N$ till time T . If an online bandit oracle satisfies the “no-regret” property, i.e. \exists a regret upper bound $g(T)$, such that $\lim_{T \rightarrow \infty} g(T)/T = 0$ (and g is concave), then the difference of regret bounds (before and after using offline data) has the following limit for a context-independent algorithm $\mathcal{A}_{O+\varepsilon}$:

$$\lim_{T \rightarrow +\infty} g(T) - R(T, \mathcal{A}_{O+\varepsilon}) \geq \sum_{j=1}^N \left(\max_{a \in [K]} \mathbb{E}[y|a] - \mathbb{E}[y|a = \tilde{a}_j] \right).$$

For a contextual algorithm $\mathcal{A}_{O_c+\varepsilon}$, the limit of such difference

$$\lim_{T \rightarrow +\infty} g(T) - R(T, \mathcal{A}_{O_c+\varepsilon}) \geq \sum_{j=1}^N \left(\max_{a \in [K]} \mathbb{E}[y|a, \tilde{x}_j] - \mathbb{E}[y|a = \tilde{a}_j, \tilde{x}_j] \right).$$

A.2 Problem independent regret upper bound on $\mathcal{A}_{\text{LinUCB+LR}}$

Theorem 9 (Linear regression+LinUCB, problem-independent).

Suppose we have N offline data points. With a probability at least $1 - \delta$, the pseudo-regret (here, $V_0 = I_d$ is a $d \times d$ identity matrix)

$$R(T, \mathcal{A}_{\text{LinUCB+LR}}) \leq \sqrt{8(N+T)\beta_T(\delta) \log \frac{\text{trace}(V_0) + (N+T)L^2}{\det(V_0)}} - \sqrt{8\beta_T(\delta) \min\{1, \|\mathbf{x}\|_{\min}\} \frac{2}{L^2} (\sqrt{1 + NL^2} - 1)}.$$

Here, $\{\beta_t(\delta)\}_{t=1}^T$ is a non-decreasing sequence where $\beta_t(\delta) \geq 2d(1 + 2 \ln(1/\delta))$. In addition, $L = \|\mathbf{x}\|_{\max}$ is the maximum of l_2 -norm of the context in any time slot.

The regret upper bound of Theorem 9 consists of two terms. The first term that is from the online bandit oracle is $O(\sqrt{(N+T) \log(N+T)})$. The second term is the reduction of regret by matching logged data which is $-O(\sqrt{N \log(N+T)})$. Comparing with the regret bound $O(\sqrt{T \log(T)})$ for only using the online feedbacks [1], the regret bound changes from $O(\sqrt{T \log(T)})$ to $O(\sqrt{(N+T) \log(N+T)}) - O(\sqrt{N \log(N+T)})$. To illustrate the reduction, we observe that $\sqrt{N+T} - \sqrt{N} = \sqrt{T} \frac{\sqrt{T}}{\sqrt{N+T} + \sqrt{N}} \leq \sqrt{T}$, where “ $\sqrt{N+T} - \sqrt{N}$ ” is for our regret bound with logged data, and “ \sqrt{T} ” is for the previous bound without logged data.

B MORE EXPERIMENTS AND CODE EXPLANATION

B.1 Code and experiment settings

Note that we provide the code for reproducibility and one can find the detailed experiment settings in the code. Thus, this section serves as a document of our code.

When we run one experiment, we run the corresponding python scripts in the /experiments folder. Figure 16 illustrates the Call Graph of one experiment.

Code for the ε -decreasing multi-action forest. We modify the R package “grf” to implement our multi-action forest. In particular, we implement the `BanditPrediction.cpp` in `grf/core/src` that extends the regression forest (or causal forest) to allow multiple actions under a leaf node. In a typical call for the bandit predictor, the following functions are called in sequence in the file `r-package/grf/R/causal_forest.R`. The order of functions being called is `predict_action` \rightarrow `causal_predict_action`. Note that although we still use the name `causal_forest` in the names of our multi-action forest for convenience, our multi-action forest does not call the predictor of “causal forest” but use our own implementation instead.

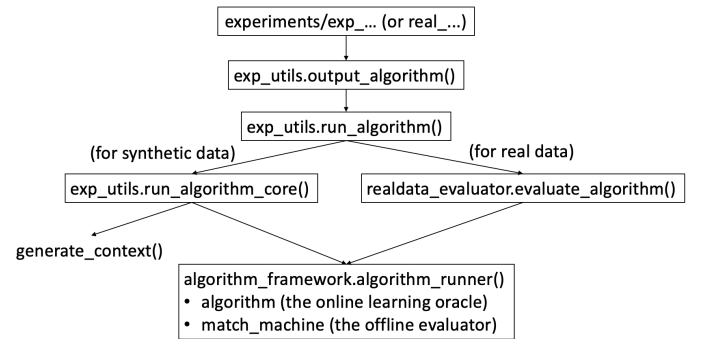


Figure 16: Call Graph of one experiment (in the code)

B.1.1 Settings on the simulation. To do the simulation, we need to simulate an online environment and use it to generate the logged data. To have a unified framework for both the context-independent

case and the contextual case, we first have a model to generate the outcome w.r.t. the context and action, and then get the average outcome w.r.t. the actions by summing over all contexts. The simulation code is in `environment.py`.

Note that our method to generate the outcomes for the context-independent case is not restrictive, because the expected reward for each action can be arbitrary. Also, the distribution of reward for each action can be arbitrary by setting different distribution of the contexts.

B.2 Thompson Sampling

BanditOracle 4 is the Thompson Sampling algorithm where the reward of the actions are assumed to be Gaussian random variables. Figure 11 in the main paper uses BanditOracle 4. When the reward is of binary values (e.g. in the Yahoo’s dataset), one can use the BanditOracle 5 which assume the rewards are Bernoulli random variables. For the Bernoulli Thompson sampling, the mean of the reward has a Beta-distributed posterior distribution.

BanditOracle 4: Thompson Sampling (Gaussian)

- 1 **Member variables:** the average outcome \bar{y}_a of each action $a \in [K]$, and the number of times n_a that action a was played.
 - 2 **Function play(x):**
 - 3 $R_a \leftarrow$ a random variable with normal distribution
 $\mathcal{N}(\bar{y}_a, \beta^2 / (n_a + 1))$, for $\forall a \in [K]$.
 - 4 $r_a \leftarrow$ is a sample from R_a .
 - 5 **return** $\arg \max_{a \in [K]} r_a$
 - 6 **Function update(x, a, y):**
 - 7 $\bar{y}_a \leftarrow (n_a \bar{y}_a + y) / (n_a + 1)$, $n_a \leftarrow n_a + 1$
-

BanditOracle 5: Thompson Sampling (Bernoulli)

- 1 **Member variables:** the number of “1”s s_a (success) in the feedback for each action $a \in [K]$, and the number of “0”s f_a (failure) in the feedback for each action $a \in [K]$.
 - 2 **Function play(x):**
 - 3 $R_a \leftarrow$ a random variable with beta distribution
 $Beta(s_a, f_a)$, for $\forall a \in [K]$.
 - 4 $r_a \leftarrow$ is a sample from R_a .
 - 5 **return** $\arg \max_{a \in [K]} r_a$
 - 6 **Function update(x, a, y):**
 - 7 **if** $y = 1$ **then**
 - 8 $s_a \leftarrow s_a + 1$
 - 9 **else**
 - 10 $f_a \leftarrow f_a + 1$
-

B.3 Propensity Score Matching for More Than Two Actions

In the main paper, we consider the $\mathcal{A}_{\text{UCB+PSM}}$ algorithm only for two actions $K = 2$. Here, we keep other settings as default and change the number of actions. Figure 17-20 show the cumulative

regrets for the $\mathcal{A}_{\text{UCB+PSM}}$ algorithm for the number of actions $K = 2$ to $K = 5$.

Note that the “only_online” algorithm UCB is not affected by the offline evaluator. Therefore, the “only_online” curve can serve as the baseline. First, we observe that when $K > 2$, the “only_offline” PSM algorithm has a high regret, which is much higher than the regret for $K = 2$. Second, when $K > 2$, the cumulative regret for the “offline+online” algorithm $\mathcal{A}_{\text{UCB+PSM}}$ can be higher than that of the “only_online” UCB algorithm. In other words, the propensity score matching offline evaluator does not help reduce the regret by using the offline data. This is because it is difficult to find matched samples with similar propensity vector and our stratification strategy introduces further bias on the estimated reward. Moreover, when $K > 2$, the regret for the “only_offline” PSM algorithm does not necessarily depend on the number of actions K . This is because PSM algorithm cannot effectively use the offline data and the decision depends on some other non-informative factors such as how the values are stratified.

Lessons learned. The original original version of propensity score matching algorithm (with stratification) is not suitable for more than two actions.

B.4 Experiment on Other Settings of Synthetic Data

We will extend the default experiment settings in three aspects: (1) the number of actions, (2) the propensity score function $ps(x, a)$, and (3) the outcome function $f(x, a)$.

The number of actions. In Figure 21-24, we increase the number of actions from 3 to 8 for the $\mathcal{A}_{\text{UCB+IPSW}}$ algorithm. First, we observe that for each number of actions, our $\mathcal{A}_{\text{UCB+IPSW}}$ algorithm always has a lower regret compared to its two variants. Second, we observe that as the number of actions increases, the difference between the regret of the “offline+online” algorithm $\mathcal{A}_{\text{UCB+IPSW}}$ and the regret of the “only_online” UCB algorithm becomes smaller. This is because when we have more actions, we need more logged data so that the numbers of logged data are sufficient for each actions.

The propensity score function. In the main paper, we set the propensity score function to $ps(x, a) = \exp(s_a) / (\sum_{a=0}^{K-1} \exp(s_a))$, where $s_a = \exp(\rho \mathbf{x}^T \boldsymbol{\theta}_a (\mathbb{E}[y|a] - \mathbb{E}[y|(a+1) \bmod K]))$ and $\rho = -1$. The parameter ρ controls the correlation between the action and the outcome given the contexts. Negative ρ indicates the following negative correlation: when $\rho < 0$, if an action has a higher expected reward, then the samples of this action will be selected with a higher probability if the sample reward is lower. In the following experiment, we explore more settings where $\rho = 0$ or $\rho = 1$. Here, $\rho = 0$ means that each action will have the same propensity score, i.e., each action will be selected with equal probability.

The outcome function. In our main paper, the default outcome function is the linear function $y = f(x, a) = \mathbf{x}^T \boldsymbol{\theta}_a + b_a$. Here, we consider two variants of the outcome function. The first is the sigmoid function $y = 1 / (1 + \exp(-\mathbf{x}^T \boldsymbol{\theta}_a + b_a))$. The second is the binary outcome $y \in \{0, 1\}$ where $y = 1$ with probability $1 / (1 + \exp(-\mathbf{x}^T \boldsymbol{\theta}_a + b_a))$. We point out that the expected reward for the “sigmoid” and the “binary” settings are the same.

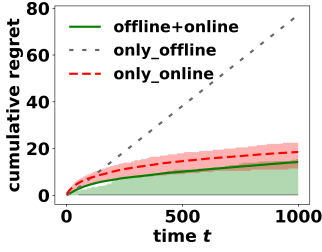
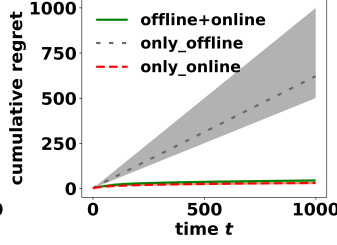
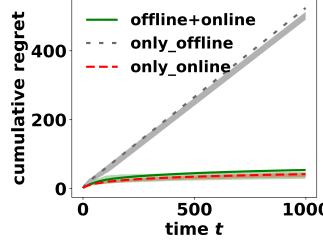
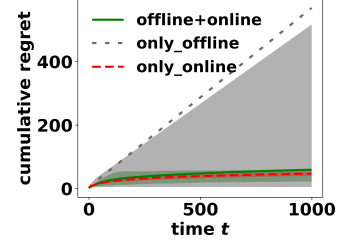
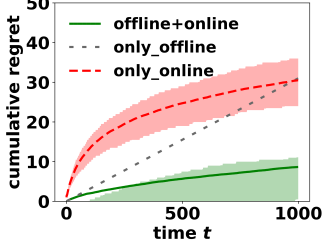
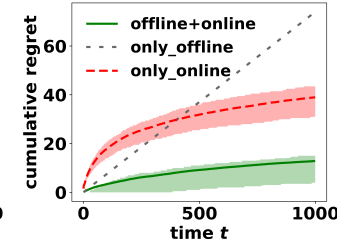
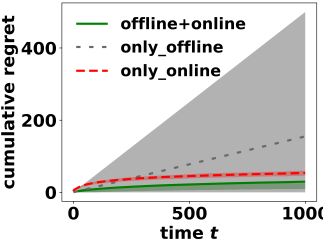
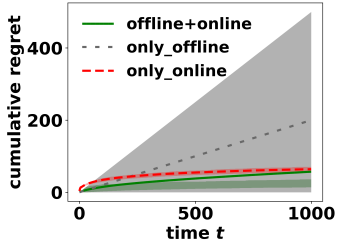
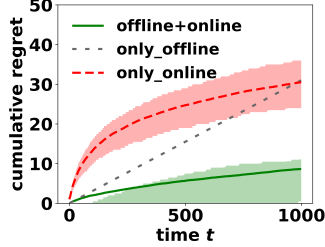
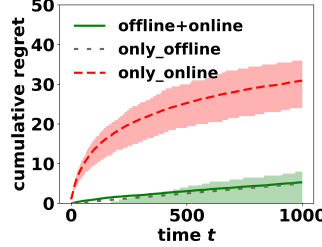
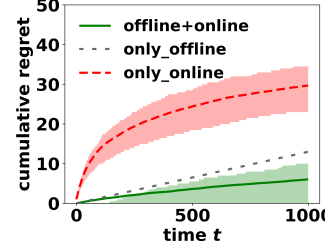
Figure 17: $\mathcal{A}_{UCB+PSM}, K = 2$ Figure 18: $\mathcal{A}_{UCB+PSM}, K = 3$ Figure 19: $\mathcal{A}_{UCB+PSM}, K = 4$ Figure 20: $\mathcal{A}_{UCB+PSM}, K = 5$ Figure 21: $\mathcal{A}_{UCB+IPSW}, K = 3$ Figure 22: $\mathcal{A}_{UCB+IPSW}, K = 4$ Figure 23: $\mathcal{A}_{UCB+IPSW}, K = 6$ Figure 24: $\mathcal{A}_{UCB+IPSW}, K = 8$ Figure 25: $\mathcal{A}_{UCB+IPSW}, \rho = -1$ Figure 26: $\mathcal{A}_{UCB+IPSW}, \rho = 0$ Figure 27: $\mathcal{A}_{UCB+IPSW}, \rho = 1$

Figure 28, 29 and 30 are the results for the linear outcome function, the sigmoid outcome function and the binary outcome function respectively. We observe that the outcome function significantly affects the performance of the algorithms. For sigmoid outcome function, our “offline+online” algorithm and the “only_offline” algorithm almost have zero regret. It means that the 100 logged samples provide enough information for the decision maker to distinguish the action with the highest expected reward. When the outcome is binary, our “offline+online” algorithm has a lower regret than the “only_online” UCB algorithm. Although the sigmoid function and the binary outcome function correspond to the same expected reward for each action, the regret is higher for the binary outcome because the binary outcome function implies a larger variance of the outcome.

B.5 Linear vs. Forest Model on Yahoo’s Data

In Figure 33 and Figure 34, we compare the cumulative reward for $\mathcal{A}_{LinUCB+LR}$ and $\mathcal{A}_{Fst+MoF}$ on Yahoo’s data. We see that the two algorithms result in similar cumulative regrets. Recall that the user features in the Yahoo’s data were learned via a linear model. In

other words, our non-parametric forest model achieves comparable performance with the LinUCB even on the “linear” dataset.

B.6 Comparison to Batch Method on Real Data

The batch version of our algorithmic framework is outlined as Algorithm 2. There are several differences between the batch variant and our original algorithmic framework in Algorithm 1. First, in the online phase (Line 13-16) of the batch variant, we do not use the offline data. Second, in Line 7 of Algorithm 2, the action a is not generated by the online learning oracle, but is a fixed value inside the for-loop. Because not all the actions are generated by the bandit oracle, we cannot directly use the theoretical results of existing bandit algorithms.

In Figure 35, we show that the cumulative regrets for the batch method and our method are almost indistinguishable on Yahoo’s dataset. This further validate our observation in the main paper on the synthetic data.

B.7 Experiments on Unobserved Confounders

We first directly analyze the impact of unobserved confounders on the regret. Then, we notice that the unobserved confounders create

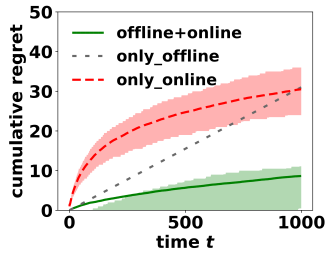


Figure 28: $\mathcal{A}_{UCB+IPSW}$, linear function

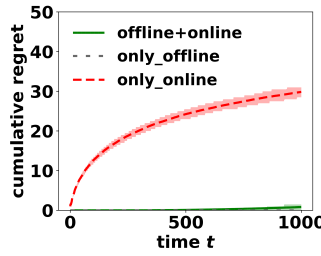


Figure 29: $\mathcal{A}_{UCB+IPSW}$, sigmoid function

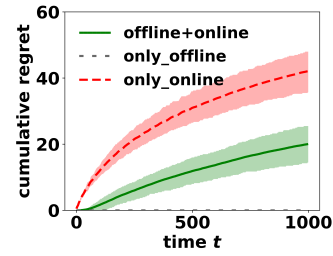


Figure 30: $\mathcal{A}_{UCB+IPSW}$, binary outcome



Figure 31: The impact of the bias and the number of logged samples on the total regrets for $\mathcal{A}_{UCB+IPSW}$ ($T=500$)

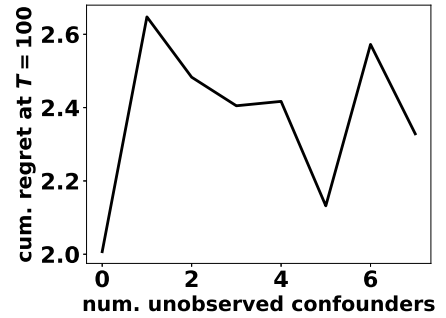


Figure 32: The impact of unobserved confounders for $\mathcal{A}_{UCB+IPSW}$

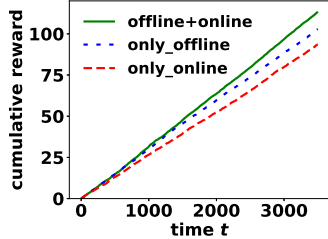


Figure 33: $\mathcal{A}_{LinUCB+LR}$ on Yahoo's data

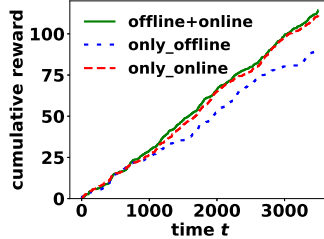


Figure 34: $\mathcal{A}_{Fst+MoF}$ on Yahoo's data

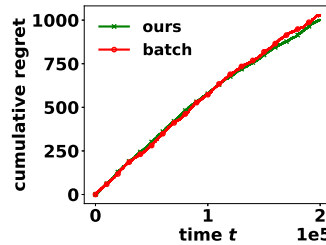


Figure 35: Batch mode vs. our method on Yahoo's data

bias in the estimated reward which relates to the “quality of the logged data”. Therefore, in the second part, we discuss the impact of the quantity and quality of logged data.

The impact of unobserved confounders. In Figure 32, we randomly choose a number of confounders and hide them as unobserved. We see that the cumulative regret becomes the lowest when there are no unobserved confounders. When there exists unobserved confounders, the regret does not have a clear relationship with the number of unobserved confounders. This is because when there is some missing information, we do not know whether each part of the missing information has positive or negative impacts on the cumulative regrets.

Impact of the quantity and quality of logged data. Here, we explore the situations where the offline evaluator may return biased samples. In the ideal case, in terms of quantity we have a sufficiently

large number of data for each action, and in terms of quality the data records all the confounding factors. In reality, these conditions may not hold.

In Figure 31, we investigate the impacts of both the quantity and quality of data, where we focus on the context-independent algorithm $\mathcal{A}_{UCB+IPSW}$. Recall that the expected rewards for the two actions are 0 and 0.5. Now, in the logged data we add a bias to the first action, and its expected reward becomes “0+bias”. We observe that when the bias is 0 or 0.3, the “offline+online” variant $\mathcal{A}_{UCB+IPSW}$ has the lowest regret. This is because with small bias, the logged data is still informative to select the better action. However, when the bias is as large as 0.9, the “only_online” variant (i.e. UCB) achieves the lowest regret, because the offline estimations are misleading. The impact of the number of logged samples depends on the bias. In the case of zero bias (the left figure), if we have a

Algorithm 2: Algorithmic Framework - Batch Variant

```

1 Initialize the OfflineEvaluator with logged data  $\mathcal{L}$ 
2 Initialize the BanditOracle
3 //The offline phase
4 for  $a \in [K]$  do
5   while True do
6      $x \leftarrow \text{context\_generator}()$  //from CDF  $F_X(\cdot)$ 
7      $y \leftarrow \text{OfflineEvaluator.get\_outcome}(x, a)$ 
8     if  $y \neq \text{NULL}$  then
9        $\text{BanditOracle.update}(x, a, y)$ 
10    else //offline evaluator cannot synthesize a feedback
11      break
12 //The online phase
13 for  $t = 1$  to  $T$  do
14    $a_t \leftarrow \text{BanditOracle.play}(x_t)$  //online play
15    $y_t \leftarrow$  the outcome from the online environment
16    $\text{BanditOracle.update}(x_t, a_t, y_t)$ 

```

large number of logged samples (e.g. 100), then our $\mathcal{A}_{\text{UCB+IPSW}}$ algorithm and the “only_offline” IPSW algorithm have low regrets because they use logged data. But when logged data has high bias (the right figure), more logged samples result in a higher regret for algorithms $\mathcal{A}_{\text{UCB+IPSW}}$ and IPSW that use the logged data.

C PROOFS

In our main paper, we have Theorem 1, 3, 7. We give proofs of these three theorems in Section C.1, C.2, C.3.

C.1 General Regret Upper and Lower Bounds (Theorem 1 and Theorem 8)

Now, we prove the general upper bound of our framework.⁴

Proof of Theorem 1. The proof follows the idea described in Section 3.2. Online learning oracle is called for $N + T$ times, including N times with synthetic feedbacks and T times with real feedbacks. Denote the total pseudo-regret in these $N + T$ time slots as $R(\mathcal{A}_{\mathcal{O}+\mathcal{E}_0}, N + T)$. Because the condition (2) ensures that our offline evaluator returns unbiased i.i.d. samples in different time slots, the online bandit oracle cannot distinguish these offline samples from online samples. (This is because the regret bound only depends on the expected rewards of each arm and the offline evaluator \mathcal{E} is unbiased.) Then according to the regret bound of the online learning oracle, we have

$$R(\mathcal{A}_{\mathcal{O}+\mathcal{E}_0}, N + T) \leq g(N + T). \quad (8)$$

⁴We have a technical condition that regret bounds of the online bandit oracle $g(T)$ only depends on expected rewards of each arm (e.g. the regret bound of UCB [6] only depends on the expected reward).

Moreover, we could decompose the total *expected* regret of the online learning oracle as

$$R(\mathcal{A}_{\mathcal{O}+\mathcal{E}_0}, N+T) = \sum_{j=1}^N (\max_{a \in [K]} \mathbb{E}[y|a] - \mathbb{E}[y|a=\tilde{a}_j]) + R(\mathcal{A}_{\mathcal{O}+\mathcal{E}}, T) \quad (9)$$

On the right hand side of (9), the first term $\sum_{j=1}^N (\max_{a \in [K]} \mathbb{E}[y|a] - \mathbb{E}[y|a=\tilde{a}_j])$ is the cumulative regret of the bandit oracle in the offline phase, and the second term $R(\mathcal{A}_{\mathcal{O}+\mathcal{E}}, T)$ is the cumulative regret in the online phase. Combining (8) and (9), we get

$$R(\mathcal{A}_{\mathcal{O}+\mathcal{E}}, T) \leq g(N + T) - \sum_{j=1}^N (\mathbb{E}[y|a^*] - \mathbb{E}[y|\tilde{a}_j]),$$

which concludes our proof for the context-independent case. For the contextual case, the proof is similar and we only need to replace $\mathbb{E}[y|a]$ with $\mathbb{E}[y|a, x]$. \square

Proof of Corollary 1. Based on Theorem 1, we only need to show $\lim_{T \rightarrow +\infty} g(N + T) - g(T) = 0$. Before we start our proof, we want to point out that regret bounds of many bandit algorithms have “no-regret” property. For example, the regret bound $g(T)$ for UCB is proportional to $\log(T)$, the regret bound $g(T)$ for EXP3 is proportional to \sqrt{T} . These functions w.r.t. T are sub-linear and concave. These functions are concave because as the oracle receives more online feedbacks, it makes better decisions and thus has less regret per time slot. For the concave function, $\frac{g(N+T)-g(T)}{N}$ is decreasing in T . We claim that $\lim_{T \rightarrow +\infty} \frac{g(N+T)-g(T)}{N} = 0$. Otherwise, there will be a $l > 0$, such that $\frac{g(N+T)-g(T)}{N} \geq l$, for $T \geq T_0$ where T_0 is a constant. It means that gradient of $g(T)$ is larger than l when T is large. Then, $\lim_{T \rightarrow +\infty} g(T)/T \geq l$ which contradicts to the “no-regret” property.

Then $N \times \lim_{T \rightarrow +\infty} \frac{g(N+T)-g(T)}{N} = N \times 0 = 0$. Now we have

$$\begin{aligned} & \lim_{T \rightarrow +\infty} g(T) - R(T, \mathcal{A}_{\mathcal{O}+\mathcal{E}}) \\ &= \lim_{T \rightarrow +\infty} (g(T) - g(N+T)) + \lim_{T \rightarrow +\infty} (g(N+T) - R(T, \mathcal{A}_{\mathcal{O}+\mathcal{E}})) \\ &\geq 0 + \sum_{j=1}^N \left(\max_{a \in [K]} \mathbb{E}[y|a] - \mathbb{E}[y|a=\tilde{a}_j] \right), \end{aligned}$$

which completes our proof for the context-independent case. For the contextual case, the proof is similar and we only need to replace $\mathbb{E}[y|a]$ with $\mathbb{E}[y|a, x]$. \square

Theorem 8 (General lower bound). *Suppose for any bandit oracle \mathcal{O} , \exists a non-decreasing function $h(T)$, s.t. $R(T, \mathcal{A}_{\mathcal{O}+\mathcal{E}_0}) \geq h(T)$ for $\forall T$. Suppose the offline estimator \mathcal{E} returns unbiased outcomes $\{y_j\}_{j=1}^N$ w.r.t. $\{(x_j, a_j)\}_{j=1}^N$. Then for any contextual-independent algorithm $\mathcal{A}_{\mathcal{O}+\mathcal{E}}$, we have:*

$$R(T, \mathcal{A}_{\mathcal{O}+\mathcal{E}}) \geq h(T) - \sum_{j=1}^N \left(\max_{a \in [K]} \mathbb{E}[y|a] - \mathbb{E}[y|a=a_j] \right).$$

For any contextual algorithm $\mathcal{A}_{\mathcal{O}_c+\mathcal{E}}$, we have

$$R(T, \mathcal{A}_{\mathcal{O}_c+\mathcal{E}}) \geq h(T) - \sum_{j=1}^N \left(\max_{a \in [K]} \mathbb{E}[y|a, x_j] - \mathbb{E}[y|a=a_j, x_j] \right).$$

Proof of Theorem 8. After decomposing the total regret to the offline phase and online phase, we have for any bandit oracle \mathcal{O}

$$\begin{aligned} R(T, \mathcal{A}_{\mathcal{O}+\varepsilon}) &= R(T+N, \mathcal{A}_{\mathcal{O}+\varepsilon_0}) - \sum_{j=1}^N \left(\max_{a \in [K]} \mathbb{E}[y|a] - \mathbb{E}[y|a=a_j] \right) \\ &\geq h(T+N) - \sum_{j=1}^N \left(\max_{a \in [K]} \mathbb{E}[y|a] - \mathbb{E}[y|a=a_j] \right). \end{aligned} \quad (10)$$

Next, for a non-decreasing function $h(\cdot)$ we have

$$h(T+N) \geq h(T). \quad (11)$$

Combining (10) and (11), we have

$$R(T, \mathcal{A}_{\mathcal{O}+\varepsilon}) \geq h(T) - \sum_{j=1}^N \left(\max_{a \in [K]} \mathbb{E}[y|a] - \mathbb{E}[y|a=a_j] \right),$$

which concludes our proof for the unbiased estimators. For the contextual case, the proof is similar and we only need to replace $\mathbb{E}[y|a]$ with $\mathbb{E}[y|a, \mathbf{x}]$. \square

C.2 Regret Bounds for Context-Independent Algorithms $\mathcal{A}_{\text{UCB+EM}}$ and $\mathcal{A}_{\text{UCB+PSM}}$ (Theorem 2 and Theorem 3)

Proof of Theorem 2. The proof consists of three steps. The first step is to decompose the regret as “the total regret” - “the virtual regret”. In the second step, we give a bound to the virtual regret. In the third step, we bound the total regret.

The idea of the proof is similar to the proof of the general upper bounds Theorem 1. According to Assumption 2 (ignorability), the exact-matching offline evaluator returns unbiased outcomes. Since all the decisions are made by the online learning oracle, we can apply the regret bound of the UCB algorithm, and minus the regrets of *virtual* plays for the samples returned by the exact matching evaluator.

Step 1: As usual, to analyze a UCB-like algorithm, we count the number of times we draw each arm.

Definition 4. λ_a is defined as the expected number of rounds that the a_{th} arm is pulled by the online learning oracle.

We say an “offline evaluator returns the a_{th} arm” if $I(\mathbf{x}, a) \neq \emptyset$ in Line 5 of OfflineEvaluator 1 (\mathcal{E}_{EM}), and meanwhile, the context-action pair (\mathbf{x}, a) is *matched* by the offline evaluator. Otherwise, if $I(\mathbf{x}, a) = \emptyset$ in Line 5 of OfflineEvaluator 1, we say (\mathbf{x}, a) is *unmatched*.

Definition 5. Let M_a be the number of times that the offline evaluator returns the a_{th} arm.

Recall that $\Delta_a = \mathbb{E}[y|a^*] - \mathbb{E}[y|a]$. Then, the expected regret

$$R(\mathcal{A}_{\text{UCB+EM}}, T) = \sum_{a \in [K]} \mathbb{E}[(\lambda_a - M_a)] \Delta_a. \quad (12)$$

Now, we count the number of times M_a that an action a is matched by the exact matching offline evaluator. Denote $M(\mathbf{x}^c, a)$ as the number of times the pair (\mathbf{x}^c, a) is matched by the offline evaluator, hence $\sum_{c \in [C]} M(\mathbf{x}^c, a) = M_a$. We note that M_a is the number of “virtual plays”.

Step 2: (lower bound of M_a) The lower bound of M_a corresponds to the lower bound of *regret of virtual play*. Note that when some

context-action pair (\mathbf{x}, a) is unmatched, the matching process for action a will stop. We consider the following two cases: (1) the matching process does not stop at T . In this case the expected number $\mathbb{E}[M(\mathbf{x}^c, a)] = \lambda_a \mathbb{P}[\mathbf{x}^c]$, because the context and action are generated independently for the context-independent decisions. (2) the matching process terminates before T . In this case, we run out of the samples with $(\mathbf{x}^{\tilde{c}}, a)$. Suppose the unmatched context-action pair is $(\mathbf{x}^{\tilde{c}}, a)$ (there are still samples for some other context \mathbf{x}), then the expected number of matched sample for some other context \mathbf{x}^c is $\mathbb{E}[M(\mathbf{x}^c, a)] = N(\mathbf{x}^{\tilde{c}}, a) \frac{\mathbb{P}[\mathbf{x}^c]}{\mathbb{P}[\mathbf{x}^{\tilde{c}}]}$. This is because the $M(\mathbf{x}^{\tilde{c}}, a) = N(\mathbf{x}^{\tilde{c}}, a)$ and $\frac{\mathbb{E}[M(\mathbf{x}^c, a)]}{\mathbb{E}[M(\mathbf{x}^{\tilde{c}}, a)]} = \frac{\mathbb{P}[\mathbf{x}^c]}{\mathbb{P}[\mathbf{x}^{\tilde{c}}]}$. The unmatched context can be any $\mathbf{x}^c \forall c \in [C]$. Consider the worst case, then $M(\mathbf{x}^c, a) \geq \min_{\tilde{c} \in [C]} N(\mathbf{x}^{\tilde{c}}, a) \frac{\mathbb{P}[\mathbf{x}^c]}{\mathbb{P}[\mathbf{x}^{\tilde{c}}]}$. Note that when $\tilde{c} = c$, we have $\frac{N(\mathbf{x}^c, a) \mathbb{P}[\mathbf{x}^c]}{\mathbb{P}[\mathbf{x}^c]} = N(\mathbf{x}^c, a)$. Combining the counts of $M(\mathbf{x}^c, a)$ in the above two cases, we have

$$\mathbb{E}[M_a] \geq \sum_{c \in [C]} \min \left\{ \min_{\tilde{c} \in [C]} \frac{N(\mathbf{x}^{\tilde{c}}, a) \mathbb{P}[\mathbf{x}^c]}{\mathbb{P}[\mathbf{x}^{\tilde{c}}]}, \lambda_a \mathbb{P}[\mathbf{x}^c] \right\}. \quad (13)$$

Combine (12) and (13), and we note $\lambda_a = \lambda_a \sum_{c \in [C]} \mathbb{P}[\mathbf{x}^c]$ (because $\sum_{c \in [C]} \mathbb{P}[\mathbf{x}^c] = 1$ by definition), then

$$\begin{aligned} R(\mathcal{A}_{\text{UCB+EM}}, T) &\leq \sum_{a \in [K]} \Delta_a \times \\ &\left(\sum_{c \in [C]} \mathbb{E} \left[\max \left\{ \lambda_a \mathbb{P}[\mathbf{x}^c] - \min_{\tilde{c} \in [C]} \frac{N(\mathbf{x}^{\tilde{c}}, a) \mathbb{P}[\mathbf{x}^c]}{\mathbb{P}[\mathbf{x}^{\tilde{c}}]}, 0 \right\} \right] \right). \end{aligned}$$

We have the following equality:

$$\begin{aligned} &\max \left\{ \lambda_a \mathbb{P}[\mathbf{x}^c] - \min_{\tilde{c} \in [C]} \frac{N(\mathbf{x}^{\tilde{c}}, a) \mathbb{P}[\mathbf{x}^c]}{\mathbb{P}[\mathbf{x}^{\tilde{c}}]}, 0 \right\} \\ &= \max \left\{ l_a \mathbb{P}[\mathbf{x}^c] + (\lambda_a - l_a) \mathbb{P}[\mathbf{x}^c] - \min_{\tilde{c} \in [C]} \frac{N(\mathbf{x}^{\tilde{c}}, a) \mathbb{P}[\mathbf{x}^c]}{\mathbb{P}[\mathbf{x}^{\tilde{c}}]}, 0 \right\} \\ &= \max \left\{ l_a \mathbb{P}[\mathbf{x}^c] - \min_{\tilde{c} \in [C]} \frac{N(\mathbf{x}^{\tilde{c}}, a) \mathbb{P}[\mathbf{x}^c]}{\mathbb{P}[\mathbf{x}^{\tilde{c}}]}, 0 \right\} + (\lambda_a - l_a) \mathbb{P}[\mathbf{x}^c]. \end{aligned}$$

where we define

$$l_a \triangleq \lceil (8 \ln(T + \mathbb{E}[\sum_{a \in [K]} M_a])) / \Delta_a^2 \rceil. \quad (14)$$

Then, $l_a \geq \mathbb{E}[\lceil 8 \ln(T + \sum_{a \in [K]} M_a) \rceil]$ because $\ln(\cdot)$ is a concave function (according to Jensen’s inequality, the right term takes the expectation out). According Assumption 1 and 3 (stable unit in offline and online cases) and “the reward y is bounded in $[0, 1]$ ”, we can apply the results in paper of Auer et al.[6] and $\mathbb{E}[\lambda_a - l_a] \leq 1 + \frac{\pi^2}{3}$ for some sub-optimal action $a \neq a^*$. Therefore, we have

$$\begin{aligned} R(\mathcal{A}_{\text{UCB+EM}}, T) &\leq \sum_{a \in [K]} \left(\left(1 + \frac{\pi^2}{3} \right) + \right. \\ &\left. \sum_{c \in [C]} \max \left\{ l_a \mathbb{P}[\mathbf{x}^c] - \min_{\tilde{c} \in [C]} \frac{N(\mathbf{x}^{\tilde{c}}, a) \mathbb{P}[\mathbf{x}^c]}{\mathbb{P}[\mathbf{x}^{\tilde{c}}]}, 0 \right\} \right) \Delta_a. \end{aligned} \quad (15)$$

Step 3: (upper bound of M_a) To get an upper bound for l_a , we now give an upper bound for the expected number of samples that are matched, i.e. $\mathbb{E}[\sum_{a \in [K]} M_a]$. Recall that we denote the number

of matched samples with context \mathbf{x}^c and arm a as $M(\mathbf{x}^c, a)$. Then, because it cannot exceed the number of data samples, we have “the trivial bound”

$$\mathbb{E}[M(\mathbf{x}^c, a)] \leq N(\mathbf{x}^c, a). \quad (16)$$

Also, because the expected number of matched samples cannot exceed the expected number of times the action is selected, we have “the refined bound”

$$\mathbb{E}[M(\mathbf{x}^c, a)] \leq \mathbb{E}[\lambda_a] \mathbb{P}[\mathbf{x}^c]. \quad (17)$$

Therefore, combining (16) and (17), we have

$$\mathbb{E}[M(\mathbf{x}^c, a)] \leq \max\{N(\mathbf{x}^c, a), \lambda_a \mathbb{P}[\mathbf{x}^c]\}.$$

Then,

$$\begin{aligned} & \mathbb{E}\left[\sum_{a \in [K]} M_a\right] \leq \sum_{c \in [C]} \sum_{a \in [K]} \min\{N(\mathbf{x}^c, a), \lambda_a \mathbb{P}[\mathbf{x}^c]\} \\ &= - \sum_{c \in [C]} \sum_{a \in [K]} \max\{-N(\mathbf{x}^c, a), -\lambda_a \mathbb{P}[\mathbf{x}^c]\} \\ &= \sum_{c \in [C]} \sum_{a \in [K]} N(\mathbf{x}^c, a) - \\ & \quad \sum_{c \in [C]} \sum_{a \in [K]} \max\{N(\mathbf{x}^c, a) - N(\mathbf{x}^c, a), N(\mathbf{x}^c, a) - \mathbb{E}[\lambda_a] \mathbb{P}[\mathbf{x}^c]\} \\ &= N - \sum_{c \in [C]} \sum_{a \in [K]} \max\{0, N(\mathbf{x}^c, a) - \mathbb{E}[\lambda_a] \mathbb{P}[\mathbf{x}^c]\} \\ &\leq N - \sum_{c \in [C]} \sum_{a \in [K]} \max\{0, N(\mathbf{x}^c, a) - (8 \frac{\ln(T+N)}{\Delta_a^2} + 1 + \frac{\pi^2}{3}) \mathbb{P}[\mathbf{x}^c]\}. \quad (18) \end{aligned}$$

Recall that N is the number of all logged samples. The last equation is because $\lambda_a \leq 8 \frac{\ln(T+N)}{\Delta_a^2} + 1 + \frac{\pi^2}{3}$ according to the paper [6].

Plug-in (14) and (18) to (15), then we have the upper bound claimed by our Theorem. \square

Proof of Theorem 3. The proof is similar to the proof of Theorem 2 for $\mathcal{A}_{\text{UCB+EM}}$. The only difference is that for propensity score matching, the only context to be matched is the propensity score.

First, we will show that by matching the propensity score, the expected reward in each round for each arm is not changed.

The expected reward when we choose action a is

$$\mathbb{E}[y|a] = \sum_{\mathbf{x} \in \mathcal{X}} \mathbb{P}[\mathbf{x}] \mathbb{E}[y|a, \mathbf{x}],$$

where $\mathbb{E}[y|a, \mathbf{x}]$ is the expected reward when the context is \mathbf{x} and the action is a . We then consider the expected reward when we use the propensity score matching strategy. Let us denote the propensity score of choosing an action \tilde{a} under context $\tilde{\mathbf{x}}$ as

$$p(\tilde{\mathbf{x}}, \tilde{a}) = \mathbb{P}[a = \tilde{a} | \mathbf{x} = \tilde{\mathbf{x}}].$$

By the propensity matching procedure, the expected reward of choosing an action \tilde{a} is

$$\begin{aligned} & \sum_{\mathbf{x} \in \mathcal{X}} \mathbb{P}[\mathbf{x}] \mathbb{E}[y | \mathbf{p} = \mathbf{p}(\mathbf{x}), a = \tilde{a}] \\ &= \sum_{\mathbf{x} \in \mathcal{X}} \mathbb{P}[\mathbf{x}] \left(\sum_{c \in [Q]} \mathbb{1}_{\{\mathbf{p}(\mathbf{x}) = \mathbf{p}_c\}} \mathbb{E}[y | \mathbf{p} = \mathbf{p}_c, a = \tilde{a}] \right) \\ &= \sum_{c \in [Q]} \sum_{\mathbf{x} \in \mathcal{X}} \mathbb{P}[\mathbf{x}] \mathbb{1}_{\{\mathbf{p}(\mathbf{x}) = \mathbf{p}_c\}} \mathbb{E}[y | \mathbf{p} = \mathbf{p}_c, a = \tilde{a}]. \end{aligned}$$

and we have

$$\begin{aligned} \mathbb{E}[y | \mathbf{p} = \mathbf{p}_c, a = \tilde{a}] &= \frac{\sum_{\mathbf{x} \in \mathcal{X}} \mathbb{E}[y | \mathbf{x}, \tilde{a}] \times \mathbb{P}[\mathbf{x}] \mathbb{1}_{\{\mathbf{p}(\mathbf{x}) = \mathbf{p}_c\}} \mathbf{p}_c(\tilde{a})}{\sum_{\mathbf{x} \in \mathcal{X}} \mathbb{P}[\mathbf{x}] \times \mathbb{1}_{\{\mathbf{p}(\mathbf{x}) = \mathbf{p}_c\}} \mathbf{p}_c(\tilde{a})} \\ &= \frac{\sum_{\mathbf{x} \in \mathcal{X}} \mathbb{E}[y | \mathbf{x}, \tilde{a}] \times \mathbb{P}[\mathbf{x}] \mathbb{1}_{\{\mathbf{p}(\mathbf{x}) = \mathbf{p}_c\}}}{\sum_{\mathbf{x} \in \mathcal{X}} \mathbb{P}[\mathbf{x}] \times \mathbb{1}_{\{\mathbf{p}(\mathbf{x}) = \mathbf{p}_c\}}}. \end{aligned}$$

Therefore, we have the expected reward

$$\begin{aligned} & \sum_{\mathbf{x} \in \mathcal{X}} \mathbb{P}[\mathbf{x}] \mathbb{E}[y | \mathbf{p} = \mathbf{p}(\mathbf{x}), a = \tilde{a}] \\ &= \sum_{c \in [Q]} \sum_{\mathbf{x} \in \mathcal{X}} \mathbb{P}[\mathbf{x}] \mathbb{1}_{\{\mathbf{p}(\mathbf{x}) = \mathbf{p}_c\}} \frac{\sum_{\mathbf{x} \in \mathcal{X}} \mathbb{E}[y | \mathbf{x}, \tilde{a}] \mathbb{P}[\mathbf{x}] \mathbb{1}_{\{\mathbf{p}(\mathbf{x}) = \mathbf{p}_c\}}}{\sum_{\mathbf{x} \in \mathcal{X}} \mathbb{P}[\mathbf{x}] \mathbb{1}_{\{\mathbf{p}(\mathbf{x}) = \mathbf{p}_c\}}} \\ &= \sum_{c \in [Q]} \sum_{\mathbf{x} \in \mathcal{X}} \mathbb{E}[y | \mathbf{x}, \tilde{a}] \mathbb{P}[\mathbf{x}] \mathbb{1}_{\{\mathbf{p}(\mathbf{x}) = \mathbf{p}_c\}} \\ &= \sum_{\mathbf{x} \in \mathcal{X}} \mathbb{E}[y | \mathbf{x}, \tilde{a}] \mathbb{P}[\mathbf{x}] = \mathbb{E}[y | \tilde{a}]. \quad (19) \end{aligned}$$

The last but one equation is from our assumption that all the propensity scores are belong to a finite set $\{\mathbf{p}_1, \dots, \mathbf{p}_Q\}$, and thus $\sum_{c \in [Q]} \mathbb{1}_{\{\mathbf{p}(\mathbf{x}) = \mathbf{p}_c\}} = 1$ (namely, the propensity score belongs to some value in the set).

Hence, our propensity score matching method unbiasedly estimate the $\mathbb{E}[y | \tilde{a}]$ for any action \tilde{a} .

With such unbiasedness property, the remaining is the same as Theorem 2, except that the contexts \mathbf{x} is replaced by the propensity score \mathbf{p} verbatim. \square

C.3 Regret Bound for Contextual Algorithm

$\mathcal{A}_{\text{Fst}+\mathcal{E}_0}$ (Theorem 7)

Proof of Theorem 7. The proof of Theorem 7 consists of four parts. First, Lemma 10 will show that if the exploration rate is $\epsilon_t = t^{-1/2(1-\beta)}$, then in each data item of the dataset up till time T , any action $a \in [K]$ will be played with a probability at least $\epsilon_T = \frac{1}{K} T^{-1/2(1-\beta)}$, i.e. $\mathbb{P}[A_t = a | X = \mathbf{x}] \geq \epsilon_t$. Second, Lemma 11 will show that when each action was played with probability at least ϵ_t at time t , then the estimation error at that time will be asymptotically bounded. Third, based on the previous asymptotic results, our Lemma 12 will show that when the number of samples is large, the estimation error by our multi-action forest estimator will be small with high probability. Fourth, we use Lemma 11 and Lemma 12 to conclude that the cumulative regret will be small.

Step 1: Recall that in each time slot t , we have a probability ϵ_t to draw a random action. Step 1 is to show that the ϵ -decreasing strategy will create an overlap condition for the dataset of online

feedbacks. Moreover, we show that compared to a constant exploration rate (instead of our ϵ -decreasing exploration), our strategy is not doing over-exploration up to a logarithmic factor.

LEMMA 10. We have the following bound for the sum of power

$$T^{1-p} \leq \sum_{t=1}^T t^{-p} \leq T^{1-p} \log(T)^p, \quad \text{for some } p \in (0, 1). \quad (20)$$

Applying to our case, we let $p = -\epsilon_0 = 1/2(1 - \beta)$, and

$$T^{1+\epsilon_0} \leq \sum_{t=1}^T t^{\epsilon_0} \leq T^{1+\epsilon_0} \log(T)^{-\epsilon_0}.$$

Moreover, in the dataset collected till time T , for a randomly picked data point (X, Y, A) , we have $\mathbb{P}[A = a|X = \mathbf{x}] \geq \frac{1}{K} T^{-1/2(1-\beta)}$.

Proof. The left inequality is easy to show. As t^{-p} decreases in t , $T^{-p} \leq t^{-p}$ for any $t \leq T$, and thus $T^{1-p} = \sum_{t=1}^T T^{-p} \leq \sum_{t=1}^T t^{-p}$. Now, we show the right inequality. According to Cauchy-Schwartz inequality (note that $1/p > 1$),

$$\begin{aligned} \frac{\sum_{t=1}^T t^{-p}}{T} &\leq \left(\frac{\sum_{t=1}^T (t^{-p})^{1/p}}{T} \right)^p \\ &= \left(\frac{\sum_{t=1}^T t^{-1}}{T} \right)^p \leq \left(\frac{\log(T)}{T} \right)^p. \end{aligned}$$

Then, we get the inequality $\sum_{t=1}^T t^{-p} \leq T^{1-p} \log(T)^p$ that is (20). Then, we note that the expected total number of times to do the random exploration is $\sum_{t=1}^T t^{\epsilon_0}$ till time T . Thus, the expected number of times that we do the exploration in a randomly picked time slot is $(\sum_{t=1}^T t^{\epsilon_0})/T$. For a randomly picked data item, the probability that an action is played $\mathbb{P}[A = a|X = \mathbf{x}]$ is greater than or equal to $\frac{1}{K}$ times the probability that we do exploration in a randomly picked time slot. Therefore, $\mathbb{P}[A = a|X = \mathbf{x}] \geq \frac{1}{K} (\sum_{t=1}^T t^{\epsilon_0})/T = \frac{1}{K} T^{\epsilon_0}$. \square

In Lemma 10, our main purpose is to give a lower bound on the overlap (or ‘‘exploration’’) probability. In particular, the lower bound T^{1-p} corresponds to a fixed rate of exploration $\epsilon_t = T^{-p}$ for $\forall t$. Then, for our ϵ -decreasing strategy we give an upper bound and a lower bound compaing to two fixed-exploration-rate strategies.

Step 2: In Lemma 10, we have shown that our ϵ -decreasing exploration gives a ‘‘dynamic’’ overlap condition, i.e. ϵ_t changes in t . In contrast, the usual overlap condition (e.g. [27]) states a constant overlap probability. Now, we will show that under this dynamic overlap condition, we have the asymptotic convergence and normality properties for our multi-action forest estimator.

We first introduce the notation \lesssim . Here, $f(s) \lesssim g(s)$ means that $\lim_{s \rightarrow +\infty} \frac{f(s)}{g(s)} \leq 1$.

LEMMA 11 (ASYMPTOTIC BIAS AND VARIANCE). Suppose that we have n i.i.d. training examples $(X_i, Y_i, A_i) \in [0, 1]^d \times \mathbb{R} \times [k]$. Suppose the ignorability Assumption 2 holds. Finally, suppose that all potential outcome distributions $(X_i, Y_i(a))$ for $\forall a \in [K]$ satisfy the same regularity assumptions as the pair (X_i, Y_i) did in the statement of Theorem 3.1 in [45]. Under this data-generating process, suppose the trained \mathcal{F} (in Line 11) is honest, α -regular with $\alpha \leq 0.2$ in the sense

of Definition 1 and 2, and symmetric random-split (in the sense of Definition 3 and 5 in [45]) multi-action forest. Denote $A \triangleq \frac{\pi}{d} \frac{\log((1-\alpha)^{-1})}{\log(\alpha^{-1})}$ where $\pi \in [0, 1]$ is a constant in Definition 3 of [45]. Suppose in the fixed logged data of n samples,

$$\mathbb{P}[A = a|X = \mathbf{x}] > \epsilon_n, \quad \text{for each } a \in [K], \quad \text{for any } \mathbf{x}. \quad (21)$$

where ϵ_n is a constant. Then for $s = n^\beta$ where $\beta = 1 - \frac{2A}{2+3A}$

$$|\mathbb{E}[\hat{\mu}_n(\mathbf{x}, a)] - \mu(\mathbf{x}, a)| \lesssim Md \left(\frac{\epsilon_n s}{2k-1} \right)^{-\frac{1}{2}} \frac{\log((1-\alpha)^{-1})}{\log(\alpha^{-1})} \frac{\pi}{d}. \quad (22)$$

In addition, there exists a sequence $\{\sigma_n\}_{n=1}^T$ where $\sigma_n = O(\frac{s}{n})$, $\frac{\mathbb{E}[\hat{\mu}_n(\mathbf{x}, a)] - \hat{\mu}_n(\mathbf{x}, a)}{\sigma_n(\mathbf{x})} \Rightarrow \mathcal{N}(0, 1)$ for $\forall a$, where ‘‘ \Rightarrow ’’ means ‘‘converges in distribution’’. Here, $\hat{\mu}_n(\mathbf{x}, a) \triangleq \frac{1}{B} \sum_{b \in [B]} \hat{L}_b(\mathbf{x}, a)$ is the prediction by the multi-action forest, with n data samples.

Proof. The proof mirrors the proof of Theorem 4.1 in [45] (or Theorem 11 in its arXiv version⁵). The main steps involve bounding the bias of multi-action forests with an analogue to Theorem 3.2 in [45] (or Theorem 3 in its arXiv version) and their incrementality using an analogue to Theorem 3.3 in [45] (or Theorem 5 in its arXiv version). In general, the same arguments as used with regression forest in [45] goes through, but the constants in the results get worse by a factor ϵ_n that is the least probability that an action is played in the training data. Given these results, the subsampling-based argument from Section 3.3.2 in [45] can be reproduced almost verbatim, and the final proof of this Theorem is identical to that of Theorem 3.1 in [45] (or Theorem 1 in its arXiv version).

As an ensemble method, the multi-action forest uses a subsample s out of n data points to train a tree. The subsample of data is denoted as $\mathcal{D}_s = (Z_1, \dots, Z_s) = ((X_{i_1}, Y_{i_1}, A_{i_1}), \dots, (X_{i_s}, Y_{i_s}, A_{i_s}))$. [45] use the notation X_i while we use the notation \mathbf{x}_i .

Bias. In this part, we want to show (we copy (22) below) :

$$|\mathbb{E}[\hat{\mu}_n(\mathbf{x}, a)] - \mu(\mathbf{x}, a)| \lesssim Md \left(\frac{\epsilon_n s}{2k-1} \right)^{-\frac{1}{2}} \frac{\log((1-\alpha)^{-1})}{\log(\alpha^{-1})} \frac{\pi}{d}.$$

To establish this claim, we first seek with an analogue to Lemma 2 in the arXiv version of [45], except now s in (31) is replaced by s_{\min} , i.e., the minimum of the number of cases (i.e. the minimum number of observations for all the actions $a \in [K]$). Then, $s_{\min}/s \geq \epsilon_n$, because with probability at least ϵ_n an action will be taken, so a variant of Equation (32) in [45] where we replace s with $\epsilon_n s$ still holds for large s . Notice that $\hat{\mu}(\mathbf{x}, a)$ is a estimate of $\mathbb{E}[Y(a)|X = \mathbf{x}]$ (or $\mu(\mathbf{x}, a)$)⁶. Then, we get (22) following the results of Theorem 3.2 in [45] (or Theorem 3 in its arXiv version).

We copy the definition of v -incrementality (Definition 6 of [45]) here.

Definition 6. The predictor T is $v(s)$ -incremental at \mathbf{x} if

$$\text{var}[\hat{T}(\mathbf{x}; Z_1, \dots, Z_s)] / \text{var}[\mathbf{x}; Z_1, \dots, Z_s] \geq v(s),$$

⁵The paper’s arXiv version is available at: <https://arxiv.org/pdf/1510.04342.pdf>

⁶Here, we actually do not need the ignorability Assumption 2 (a.k.a. unconfoundedness) because the bandit algorithm does online intervention and we can directly get the feedback of $Y(a)$

where \hat{T} is the Hájek projection

$$\hat{T} = \mathbb{E}[T] + \sum_{i=1}^n (\mathbb{E}[T|Z_i] - \mathbb{E}[T]). \quad (23)$$

In our notation, $f(s) \gtrsim g(s)$ means that $\liminf_{s \rightarrow \infty} f(s)/g(s) \geq 1$.

Incrementality. Suppose that the conditions of Lemma 3.2 of [45] (or Lemma 4 in its arXiv version) hold and that T is an honest α -regular multi-action tree in the sense of Definition 1 and 2. Suppose moreover that $\mathbb{E}[Y(a)|X = \mathbf{x}]$ and $\text{Var}[Y(a)|X = \mathbf{x}]$ for $\forall a \in [K]$ are all Lipschitz continuous at \mathbf{x} , and that $\text{Var}[Y|X = \mathbf{x}] > 0$. Suppose, finally, that the overlap condition (21) holds with $\varepsilon_n > 0$. Then, T is $v(s)$ -incremental at (\mathbf{x}, a) with

$$v(s) = \varepsilon_n C_{f,d} / \log(s)^d,$$

where $C_{f,d}$ is the constant from Lemma 3.2 of [45] (or Lemma 4 in its arXiv version).

To prove this claim, we follow the argument of the proof of Lemma 3.2 of [45] (or Lemma 4 in its arXiv version). Like the proof in [45], we focus on the case where $f(x) = 1$, in which case we use $C_{f,d} = 2^{-(d+1)}(d-1)!$. We begin by setting up notation as in the proof of Lemma 3.2 of [45] (or Lemma 4 in its arXiv version). We write the estimation for the action a as $T^a(\mathbf{x}; \mathcal{D}) = \sum_{i=1}^s S_i^a Y_i$, where

$$S_i^a = \begin{cases} |\{i : X_i \in L(\mathbf{x}; \mathcal{D}_s), A_i = a\}|^{-1} & \text{if } X_i \in L(\mathbf{x}; \mathcal{D}_s) \text{ and } A_i = a \\ 0 & \text{else;} \end{cases}$$

where $L(\mathbf{x}; \mathcal{D}_s)$ denotes the leaf containing \mathbf{x} in the tree trained with a subsample of data \mathcal{D}_s .

We also define the quantities

$$P_i^a = \mathbb{1}_{\{X_i \text{ is a } k\text{-PNN of } \mathbf{x} \text{ among points with action } a\}}.$$

where k -PNN (k -potential nearest neighbor) is defined in Definition 7 in Section 3.3.1 of [45].

Because T^a is a k -PNN predictor, $P_i^a = 0$ implies that $S_i^a = 0$. Moreover, by regularity of tree T^a of the forest \mathcal{F} , we know that the number of leaf samples $|\{i : X_i \in L(\mathbf{x}; \mathcal{D})\}| \geq k$. Thus, we can verify that

$$\mathbb{E}[S_1^a | Z_1] \leq \frac{1}{k} \mathbb{E}[P_1 | Z_1] \quad (24)$$

We are now ready to use the same machinery as the Proof of Lemma 4 in the arXiv version of [45]. Similar to the Proof of Theorem 11 in the arXiv version of [45], the random variable P_1^a now satisfy

$$\mathbb{P} \left[\mathbb{E}[P_1^a | Z_1] \geq \frac{1}{s^2 \mathbb{P}[A_1 = a]^2} \right] \lesssim k \times \frac{2^{d+1} \log(s)^d}{(d-1)!} \frac{1}{s \mathbb{P}[A_1 = a]}; \quad (25)$$

by the argument in (24) and ε_n -overlap (21), (25) immediately implies that

$$\mathbb{P} \left[\mathbb{E}[S_1^a | Z_1] \geq \frac{1}{k \varepsilon_n^2 s^2} \right] \lesssim k \frac{2^{d+1} \log(s)^d}{(d-1)!} \frac{1}{\varepsilon_n s}.$$

By construction, we know that (because $\sum_{i=1}^s S_i^a = 1$ by definition)

$$\mathbb{E}[S_1^a | Z_1] = \mathbb{E}[S_1^a] = \frac{1}{s},$$

which by the same argument as [45] implies that

$$\mathbb{E}[\mathbb{E}[S_1^a | Z_1]^2] \gtrsim \frac{(d-1)!}{2^{d+1} \log(s)^d} \frac{\varepsilon_n}{ks}. \quad (26)$$

The second part of the proof follows from a straight-forward adaptation of the proof of Theorem 5 in the arXiv version of [45].

So far, we have proved the tree estimator $T^a(\mathbf{x})$ is $v(s)$ -incremental at \mathbf{x} with $v(s) = \varepsilon_n C_{f,d} / \log(s)^d$. One can check that the proofs for Lemma 3.5 of [45] (or Lemma 7 in its arXiv version) still goes through verbatim because the proof of Lemma 3.5 in [45] uses the properties of the ensemble of forest, and our multi-action forest uses the same ensemble technique via subsampling.

Now, we are going to show the result in Theorem 3.4 in [45] (or Theorem 8 in its arXiv version), as follows:

claim: (in Theorem 3.4 of [45]) "Suppose, $\mathbb{E}[|Y - \mathbb{E}[Y|X = \mathbf{x}]|^{2+\delta} | X = \mathbf{x}] \leq M$ for some constants $\delta, M > 0$, uniformly over all $\mathbf{x} \in [0, 1]^d$. Then, there exists a sequence $\sigma_n(\mathbf{x}, a) \rightarrow 0$ such that

$$\frac{\hat{\mu}_n(\mathbf{x}, a) - \mathbb{E}[\hat{\mu}_n(\mathbf{x}, a)]}{\sigma_n(\mathbf{x}, a)} \Rightarrow \mathcal{N}(0, 1),$$

where $\mathcal{N}(0, 1)$ is the standard normal distribution." Now we prove the above claim following the proof of Theorem 3.4 in [45] (or Theorem 8 in its arXiv version). We focus on the trees w.r.t. the action a . Using the notation from Lemma 7 in the arXiv version of [45], let $\sigma_n(\mathbf{x}, a)^2 = s^2 / n V_1$ be the variance of $\hat{\mu}$ ($\hat{\mu}$ is the Hájek projection of $\hat{\mu}$ defined in (23)) where V_1 is defined in (41) in the arXiv version of [45]. We know that

$$\sigma_n^2 = \frac{s}{n} s V_1 \leq \frac{s}{n} \text{Var}[T^a].$$

Here, the variance of the base learner $\text{Var}[T^a]$ is finite by the Assumption in Lemma 3.3 in [45]. So $\sigma_n \rightarrow 0$ as desired. Now, by our previous argument on the incremental property, combined with Lemma 3.5 in [45], we have (\hat{T}^a is the Hájek projection of T^a)

$$\begin{aligned} \frac{1}{\sigma_n^2} \mathbb{E} \left[\left(\hat{\mu}_n(\mathbf{x}, a) - \hat{\mu}(\mathbf{x}, a) \right)^2 \right] &\leq \left(\frac{s}{n} \right)^2 \frac{\text{Var}[T^a]}{\sigma_n^2} \\ &= \frac{s}{n} \frac{\text{Var}[T^a]}{\text{Var}[\hat{T}^a]} \\ &\leq \frac{s}{n} \frac{\log(s)^d}{\varepsilon_n C_{f,d} / 4} \\ &\rightarrow 0. \end{aligned} \quad (27)$$

Compared to the Proof of Theorem 8 in the arXiv version of [45], the difference is that we add a term ε_n for the incremental property. We have $\frac{s}{n} \frac{\log(s)^d}{\varepsilon_n C_{f,d} / 4} \rightarrow 0$ by plugging in $s = n^\beta$ and $\varepsilon_n \geq n^{-\frac{1}{2}(1-\beta)}$. Then, following the proof of Theorem 8 in the arXiv version of [45], all we need to check is that $\hat{\mu}$ is asymptotically normal. One way to do so is using the Lyapunov central limit theorem (e.g. [11]). Writing

$$\hat{\mu}(\mathbf{x}, a) = \frac{s}{n} \sum_{i=1}^n (\mathbb{E}[T^a | Z_i] - \mathbb{E}[T]), \quad (28)$$

it suffices to check the following Lyapunov's condition⁷⁸:

$$\lim_{n \rightarrow \infty} \sum_{i=1}^n \mathbb{E} \left[\left| \mathbb{E}[T^a | Z_i] - \mathbb{E}[T^a] \right|^{2+\delta} \right] / \left(\sum_{i=1}^n \text{Var}[\mathbb{E}[T^a | Z_i]] \right)^{1+\delta/2} = 0 \quad (29)$$

Using notation in the above discussion about incrementality, we write $T^a = \sum_{i=1}^n S_i^a Y_i$. Thanks to honesty, we can verify that for any index $i > 1$, Y_i is independent of S_i^a conditionally on X_i and Z_1 , and so (in the following, we slightly abuse the notation and Y stands for $Y(a)$ for some action a)

$$\begin{aligned} & \mathbb{E}[T^a | Z_1] - \mathbb{E}[T^a] \\ &= \mathbb{E}[S_1^a (Y_1 - \mathbb{E}[Y_1 | X_1]) | Z_1] + \left(\mathbb{E} \left[\sum_{i=1}^n S_i^a \mathbb{E}[Y_i | X_i] | Z_1 \right] - \mathbb{E}[T^a] \right). \end{aligned}$$

Note that the two right-hand-side terms above are both mean-zero. By Jensen's inequality, we also have that

$$\begin{aligned} & 2^{-(1+\delta)} \mathbb{E} \left[\left| \mathbb{E}[T^a | Z_1] - \mathbb{E}[T^a] \right|^{2+\delta} \right] \\ & \leq \mathbb{E} \left[\left| \mathbb{E}[S_1 (Y_1 - \mathbb{E}[Y_1 | X_1]) | Z_1] \right|^{2+\delta} \right] \\ & \quad + \mathbb{E} \left[\left| \mathbb{E} \left[\sum_{i=1}^n S_i^a \mathbb{E}[Y_i | X_i] | Z_1 \right] - \mathbb{E}[T^a] \right|^{2+\delta} \right]. \quad (30) \end{aligned}$$

Now, again by honesty (the sample used for estimation will not affect the splitting of decision trees), $\mathbb{E}[S_1^a | Z_1] = \mathbb{E}[S_1^a | X_1]$, and so our uniform $(2 + \delta)$ -moment bounds on the distribution of Y_i conditional on X_i implies that (recall that M is the bounding constant in the Theorem's assumption)

$$\begin{aligned} & \mathbb{E} \left[\left| \mathbb{E}[S_1^a (Y_1 - \mathbb{E}[Y_1 | X_1]) | Z_1] \right|^{2+\delta} \right] \\ &= \mathbb{E} \left[\mathbb{E}[S_1^a | X_1]^{2+\delta} \left(|Y_1 - \mathbb{E}[Y_1 | X_1]| \right)^{2+\delta} \right] \\ & \leq M \mathbb{E} \left[\mathbb{E}[S_1^a | X_1]^{2+\delta} \right] \leq M \mathbb{E} \left[\mathbb{E}[S_1^a | X_1]^2 \right], \quad (31) \end{aligned}$$

because $S_1^a \leq 1$. Meanwhile, because $\mathbb{E}[Y | X = \mathbf{x}]$ is Lipschitz, we can define $u \triangleq \sup\{|\mathbb{E}[Y | X = \mathbf{x}]| : \mathbf{x} \in [0, 1]^d\}$, and see that

$$\begin{aligned} & \mathbb{E} \left[\left| \mathbb{E} \left[\sum_{i=1}^n S_i^a \mathbb{E}[Y_i | X_i] | Z_1 \right] - \mathbb{E}[T^a] \right|^{2+\delta} \right] \\ & \leq (2u)^\delta \text{Var} \left[\mathbb{E} \left[\sum_{i=1}^n S_i^a \mathbb{E}[Y_i | X_i] | Z_1 \right] \right] \\ & \leq 2^{1+\delta} u^{2+\delta} \left(\mathbb{E} \left[\mathbb{E}[S_1^a | Z_1]^2 \right] + \text{Var}[(n-1)\mathbb{E}[S_2^a | Z_1]] \right) \\ & \leq (2u)^{2+\delta} \mathbb{E} \left[\mathbb{E}[S_1^a | X_1]^2 \right]. \quad (32) \end{aligned}$$

Thus, the condition (29) that we need to check simplifies to

$$\lim_{n \rightarrow \infty} n \mathbb{E} \left[\mathbb{E}[S_1^a | X_1]^2 \right] / (n \text{Var}[\mathbb{E}[T^a | Z_1]])^{1+\delta/2} = 0. \quad (33)$$

⁷⁸From now on, the proof are the same as the proof of Theorem 8 in the arXiv version of [45] except that we replace S_i by S_i^a and we replace T by T^a because we have multiple actions

⁸Here, we use the notation $\tilde{\delta}$ instead of the δ in usual Lyapunov condition

Finally, as argued in the proofs of Theorem 5 and Corollary 6 in the arXiv version of [45],

$$\text{Var}[\mathbb{E}[T^a | Z_1]] = \Omega \left(\mathbb{E} \left[\mathbb{E}[S_1^a | X_1]^2 \right] \text{Var}[Y | X = \mathbf{x}] \right).$$

Because the denominator in (33) $\text{Var}[Y | X = \mathbf{x}] > 0$ by assumption, we can use (26) in our previous argument on the incrementality. Note that the numerator in (33) satisfies

$$\left(n \mathbb{E} \left[\mathbb{E}[S_1^a | X_1]^2 \right] \right)^{-\tilde{\delta}/2} \lesssim \left(\frac{C_{f,d}}{2k} \frac{\varepsilon_n n}{s \log(s)^d} \right)^{-\tilde{\delta}/2},$$

which goes to 0 when we plug in the values $s = O(n^\beta)$ and $\varepsilon_n = n^{-1/2(1-\beta)}$. Compared to the formula in the proof of the arXiv version of [45], we add a factor of ε_n because of the overlap condition for a multi-action tree. \square

Step 3: In this step, Lemma 12 shows that for large sample size, the estimation by our estimator is close to the true value with a high probability.

LEMMA 12. For each $\omega' > 0$, there exists a $N_2 > 0$, such that for any $n > N_2$, we have for any $\delta > 0$

$$\mathbb{P} \left[|\hat{\mu}_n(\mathbf{x}, a) - \mathbb{E}[\hat{\mu}_n(\mathbf{x}, a)]| \leq \sigma_n(\mathbf{x}, a) \delta \right] \geq 1 - e^{-\delta^2/2} - \omega'_n. \quad (34)$$

Here, $\omega'_n = e^{-\delta^2/2} (4\delta\tilde{\varepsilon} + 2\tilde{\varepsilon}^2) + \frac{C\psi \log n}{\sqrt{n}} + \left(\frac{s}{n} \frac{16 \log(s)^d}{\varepsilon_n C_{f,d}} \right)^{1-2\omega/3}$ which is a function of n , where $\tilde{\varepsilon} \triangleq \left(\frac{s}{n} \frac{16 \log(s)^d}{\varepsilon_n C_{f,d}} \right)^{\omega/3}$. Recall that ω is the small constant in the theorem's statement.

Proof. By Lemma 11, we know that $\frac{\hat{\mu}_n(\mathbf{x}, a) - \mathbb{E}[\hat{\mu}_n(\mathbf{x}, a)]}{\sigma_n(\mathbf{x}, a)} \Rightarrow \mathcal{N}(0, 1)$, where $\sigma(\mathbf{x}, a) \leq \frac{s}{n} \text{Var}(T^a)$.

We will first show a property for a normal distributed random variable $X \sim \mathcal{N}(0, 1)$, and then discuss the convergence rate towards the normal distribution. For every $\delta > 0$,

$$\mathbb{P}[|X| > \delta] = 2 \int_0^{+\infty} \frac{1}{\sqrt{2\pi}} e^{-(x+\delta)^2/2} dx,$$

and, for every $x > 0$,

$$e^{-(x+\delta)^2} \leq e^{-t^2/2} e^{-x^2/2},$$

hence

$$\begin{aligned} \mathbb{P}[|X| > \delta] & \leq 2e^{-\delta^2/2} \int_0^{+\infty} \frac{1}{\sqrt{2\pi}} e^{-x^2/2} dx \\ & = 2e^{-\delta^2/2} \mathbb{P}[X > 0] = e^{-\delta^2/2}. \quad (35) \end{aligned}$$

Now, we will further show the convergence rate towards the normal distribution. First of all, we will show the convergence of $\hat{\mu}_n - \mathbb{E}[\hat{\mu}_n]$ ($\hat{\mu}_n$ is the Hájek projection). We now will show that $\hat{\mu}_n - \mathbb{E}[\hat{\mu}_n]$ has finite second absolute moment and finite third absolute moment. For the second absolute moment (variance), we have the following claim: if $\mathbb{E}[|X|^{2+\delta}] \leq M$ is bounded for some $\delta > 0$, then $\mathbb{E}[|X|^2] \leq M + 1$ is also bounded. To prove this claim, we only need to discuss the cases when $|X| \leq 1$ or $|X| > 1$. In fact, $\mathbb{E}[|X|^2] = \int_{|X| \leq 1} |X|^2 f(X) dX + \int_{|X| > 1} |X|^2 f(X) dX \leq 1 + \int_{|X| > 1} |X|^{2+\delta} f(X) dX \leq 1 + M$ where $f(\cdot)$ is the probability density function.

For the convergence rate, we have the following lemma:

LEMMA 13 ([49]). *Letting $X_1, X_2, \dots, X_n, \dots$ be the sequence of independent random variables, $\mathbb{E}[X_i] = \mu_i$, $\mathbb{E}[(X_i - \mu_i)^2] = \sigma_i^2$, $\mathbb{E}[|X_i - \mu_i|^3] = \beta_i$. Let $F(x)$ be the CDF of $\sum_{i=1}^n (X_i - \mu_i) / (\sum_{i=1}^n \sigma_i^2)^{1/2}$, and $\Phi(x)$ be the CDF of the standard normal distribution. Then*

$$\sup_x |F(x) - \Phi(x)| < C\psi \log n / \sqrt{n},$$

where C is a constant, and ψ is a function of the σ_i 's and β_i 's⁹.

In our case, we let X_i to be $\mathbb{E}[T^a|Z_i]$. Next, we consider the $(2+\delta)$ absolute moment $\mathbb{E}[|\mathbb{E}[T^a|Z_1] - \mathbb{E}[T^a]|^{2+\delta}]$. From the Inequality (30) (31) and (32), we know

$$\begin{aligned} & 2^{-(1+\delta)} \mathbb{E} \left[|\mathbb{E}[T^a|Z_1] - \mathbb{E}[T^a]|^{2+\delta} \right] \\ & \leq M \mathbb{E}[\mathbb{E}[S_1^a|X_1]^2] + (2u)^{2+\delta} \mathbb{E}[\mathbb{E}[S_1^a|X_1]^2]. \end{aligned}$$

In addition, $\mathbb{E}[S_1^a|X_1] \leq 1$ because $S_1^a \leq 1$. Then,

$$2^{-(1+\delta)} \mathbb{E} \left[|\mathbb{E}[T^a|Z_1] - \mathbb{E}[T^a]|^{2+\delta} \right] \leq M + (2u)^{2+\delta}.$$

Now, we have $\mathbb{E} \left[|\mathbb{E}[T^a|Z_1] - \mathbb{E}[T^a]|^{2+\delta} \right] \leq (M + (2u)^{2+\delta}) \times 2^{(1+\delta)}$.

When $\delta = 0$, we have the second absolute moment $\mathbb{E}[|\mathbb{E}[T^a|Z_i] - \mathbb{E}[T^a]|^2]$ is upper bounded by $4(M + 4u^2)$. Similarly, when $\delta = 1$, we have the third absolute moment $\mathbb{E}[|\mathbb{E}[T^a|Z_i] - \mathbb{E}[T^a]|^3]$ is upper bounded by $8(M + 8u^3)$.

We notice that

$$\frac{s^2}{n^2} \sum_{i=1}^n \text{Var}[\mathbb{E}[T^a|Z_i]] = \text{Var}[\hat{\mu}_n(\mathbf{x}, a)] = \sigma_n^2.$$

Now, based on the definition of $\hat{\mu}_n(\mathbf{x}, a)$ in (28), we have

$$\begin{aligned} & \frac{\sum_{i=1}^n (X_i - \mu_i)}{(\sum_{i=1}^n \text{Var}[\mathbb{E}[T^a|Z_i]])^{1/2}} = \frac{\sum_{i=1}^n (\mathbb{E}[T^a|Z_i] - \mathbb{E}[T^a])}{(\sum_{i=1}^n \text{Var}[\mathbb{E}[T^a|Z_i] - \mathbb{E}[T^a]])^{1/2}} \\ & = \frac{\frac{n}{s} \hat{\mu}_n(\mathbf{x}, a)}{(\frac{n^2}{s^2} \text{Var}[\hat{\mu}_n(\mathbf{x}, a)])^{1/2}} = \frac{\hat{\mu}_n(\mathbf{x}, a)}{\sigma_n(\mathbf{x}, a)}. \end{aligned}$$

Thus, $F(x)$ is the CDF of the random variable $\frac{\hat{\mu}_n(\mathbf{x}, a)}{\sigma_n(\mathbf{x}, a)}$. According to Lemma 13, we have

$$\sup_x |F(x) - \Phi(x)| < C\psi \log n / \sqrt{n}.$$

Combined the property of normal CDF (35), we have $\mathbb{P}[|\hat{\mu}_n - \mathbb{E}[\hat{\mu}_n]| \leq \sigma_n \delta] \geq 1 - e^{-\delta^2/2} - \frac{C\psi \log n}{\sqrt{n}}$. Here, $\hat{\mu}_n, \mathbb{E}[\hat{\mu}_n], \sigma_n$ are short for $\hat{\mu}_n(\mathbf{x}, a), \mathbb{E}[\hat{\mu}_n(\mathbf{x}, a)], \sigma_n(\mathbf{x}, a)$ respectively.

We now bound the large deviation probability for $\hat{\mu}_n$

$$\begin{aligned} & \mathbb{P}[|\hat{\mu}_n - \mathbb{E}[\hat{\mu}_n]| \leq \sigma_n \delta] \\ & \geq \mathbb{P}[|\hat{\mu}_n - \mathbb{E}[\hat{\mu}_n]| + |\mathbb{E}[\hat{\mu}_n] - \mathbb{E}[\hat{\mu}_n]| \leq \sigma_n \delta] \\ & = \mathbb{P}[|\hat{\mu}_n - \mathbb{E}[\hat{\mu}_n]| \leq \sigma_n \delta] \\ & \geq \mathbb{P}[|\hat{\mu}_n - \mathbb{E}[\hat{\mu}_n]| \leq \sigma_n \delta - \tilde{\varepsilon} \sigma_n] - \mathbb{P}[|\hat{\mu}_n - \mathbb{E}[\hat{\mu}_n]| > \tilde{\varepsilon} \sigma_n] \quad (36) \end{aligned}$$

(the last inequality is because

$$\mathbb{P}[|A| + |B| \leq \delta] \geq \mathbb{P}[|A| \leq \delta - \tilde{\varepsilon}] - \mathbb{P}[|B| > \tilde{\varepsilon}]$$

⁹When X_1, X_2, \dots, X_n are i.i.d. random variables, the $\log(n)$ term can be removed according to the Berry-Esseen theorem.

Before further development, we first show that the approximation argument in (27) can be turned into the bound in (37) when $s \geq 4kde^{2d}$ where we recall k is the constant for a regular tree. The source for the approximation is from the proof of Lemma 4 in the arXiv version of [45]. In particular, we modify the approximation in Equation (36) in the arXiv version of [45]. From Corollary 3.2 of [12], we know for the upper incomplete gamma function $\Gamma(d, c)$ we have $\Gamma(d, c) \leq c^{d-1} e^{-c} \times \left(1 + \frac{1}{d-1}\right)$ where d, c are real values. In the proof of Lemma 4 in the arXiv version of [45], $c = -\log(1 - \exp[-2k \frac{\log(s)}{s-2k+1}])$. One can verify that when $s \geq 4kde^{2d}$, $\frac{c}{d-1} > 2$, and thus $\Gamma(d, c) \leq 2c^{d-1} e^{-c}$.

Moreover, we have $1 - \exp\left[-2k \frac{\log(s)}{s-2k+1}\right] \leq 4k \frac{\log(s)}{s}$ when $s \geq 4k$.

Therefore, when $s \geq \max\{4k, 4kde^{2d}\} = 4kde^{2d}$, the approximation inequality (36) of the arXiv version of [45] is changed to $\mathbb{P}_{x=0} \left[\mathbb{E}[P_1|Z_1] \geq \frac{1}{s^2} \right] \leq \frac{8k}{(d-1)!} \frac{\log(s)^d}{s}$. Note that the upper bound becomes 4 times larger when we change " \lesssim " to " \leq ". Thus, we can finally change the argument in Lemma 4 of arXiv version of [45] as $s \text{Var}[\mathbb{E}[S_1|Z_1]] \geq \frac{4}{k} C_{f,d} / \log(s)^d$. In Theorem 5, we will change the bound to $\frac{\text{Var}[\hat{T}(x;Z)]}{\text{Var}[\hat{T}(x;Z)]} \geq \frac{v(s)}{4}$. Next, we can change our (27) to

$$\frac{1}{\sigma_n^2} \mathbb{E} \left[(\hat{\mu}_n(\mathbf{x}, a) - \mathring{\mu}_n(\mathbf{x}, a))^2 \right] \leq \frac{s}{n} \frac{16 \log(s)^d}{\varepsilon_n C_{f,d}}. \quad (37)$$

For the second term of (36), we have that

$$\begin{aligned} & \mathbb{P}[|\hat{\mu}_n - \mathring{\mu}_n| > \sigma_n \tilde{\varepsilon}] = \mathbb{P}[|\hat{\mu}_n - \mathring{\mu}_n|^2 > \sigma_n^2 \tilde{\varepsilon}^2] \\ & \leq \frac{\mathbb{E}[|\hat{\mu}_n - \mathring{\mu}_n|^2]}{\sigma_n^2 \tilde{\varepsilon}^2} \leq 16 \frac{s \sigma_n^2 \log(s)^d}{n \varepsilon_n C_{f,d}} / (\sigma_n^2 \tilde{\varepsilon}^2) = 16 \frac{s \log(s)^d}{n \varepsilon_n C_{f,d}} / (\tilde{\varepsilon}^2) \quad (38) \end{aligned}$$

Here, the last but one inequality is according to (37) when $s \geq 4kde^{2d}$.

Recall that we let $\tilde{\varepsilon}$ be $\left(\frac{s}{n} \frac{16 \log(s)^d}{\varepsilon_n C_{f,d}}\right)^{\omega/3}$ which $\rightarrow 0$ as $n \rightarrow \infty$. Recall that $\omega > 0$ is a small constant in our theorem's statement. There exists a N_3 , such that when $n > N_3$, we have $\tilde{\varepsilon} < 1$ and $4\tilde{\varepsilon} + 2\tilde{\varepsilon}^2 < 1$.

Then, $\mathbb{P}[|\hat{\mu}_n - \mathring{\mu}_n| > \sigma_n \tilde{\varepsilon}] \leq \left(\frac{s}{n} \frac{16 \log(s)^d}{\varepsilon_n C_{f,d}}\right)^{1-2\omega/3}$. Now, we let $N_2 = (4kde^{2d})^{1/\beta}$, so that when $n > N_2$ we have $s > 4kde^{2d}$. So far, we have bound for the second term of the RHS of (36).

For the first term of the RHS of (36), we have

$$\begin{aligned} & \mathbb{P}[|\hat{\mu}_n - \mathbb{E}[\hat{\mu}_n]| \leq \sigma_n(\delta - \tilde{\varepsilon})] \geq 1 - e^{-(\delta - \tilde{\varepsilon})^2/2} - \frac{C\psi \log n}{\sqrt{n}} \\ & \geq 1 - e^{-\delta^2/2} (1 + 4\delta\tilde{\varepsilon} + 2\tilde{\varepsilon}^2) - \frac{C\psi \log n}{\sqrt{n}}, \quad (39) \end{aligned}$$

where the last inequality is because $e^x \leq 1 + 2x$ for $x \in [0, 1]$.

Combining inequations (39) and (38), we have

$$\begin{aligned} & \mathbb{P}[|\hat{\mu}_n - \mathbb{E}[\hat{\mu}_n]| \leq \sigma_n \delta] \\ & \leq 1 - e^{-\delta^2/2} (1 + 4\delta\tilde{\varepsilon} + 2\tilde{\varepsilon}^2) - \frac{C\psi \log n}{\sqrt{n}} - \left(\frac{s}{n} \frac{16 \log(s)^d}{\varepsilon_n C_{f,d}}\right)^{1-2\omega/3}. \end{aligned}$$

Note that $\sigma_n(\mathbf{x}, a) > 0$, then we get (34) in the statement of Lemma 12. \square

Step 4: With the results in Lemma 11 and Lemma 12, we now can prove Theorem 7 that gives an upper bound of the online regret of our ϵ -decreasing multi-action forest algorithm.

Now, let's go back to the proof of Theorem 7. First of all, we decompose the error into two parts

$$|\hat{\mu}_n(\mathbf{x}, a) - \mu(\mathbf{x}, a)| \leq |\hat{\mu}_n(\mathbf{x}, a) - \mathbb{E}[\hat{\mu}_n(\mathbf{x}, a)]| + |\mathbb{E}[\hat{\mu}_n(\mathbf{x}, a)] - \mu(\mathbf{x}, a)|. \quad (40)$$

From (22) and the definition of " \lesssim ", we know that there exists an integer $N_1 > 0$ and a constant $C_1 > 0$, such that for any $n \geq N_1$ (and $s = n^\beta$ is a function of n), we have

$$|\mathbb{E}[\hat{\mu}_n(\mathbf{x}, a)] - \mu_n(\mathbf{x}, a)| \leq C_1 2Md \left(\frac{\epsilon_n s}{2k-1} \right)^{-\frac{1}{2} \frac{\log((1-\alpha)^{-1})}{\log(\alpha^{-1})} \frac{\pi}{d}}. \quad (41)$$

Now we combine (41) and (34). When $n > \max\{N_1, N_2\}$, with probability at least $1 - \frac{1}{2}e^{-\delta^2/2} - \omega'_n$, we have the following error bound

$$|\hat{\mu}_n(\mathbf{x}, a) - \mu_n(\mathbf{x}, a)| \leq \sigma_n(\mathbf{x}, a)\delta + 2C_1Md \left(\frac{\epsilon_n s}{2k-1} \right)^{-\frac{1}{2} \frac{\log((1-\alpha)^{-1})}{\log(\alpha^{-1})} \frac{\pi}{d}}. \quad (42)$$

Now, we turn the error bound (42) into the regret bound. We note that at the beginning of time slot $t+1$, our online learning oracle collects t data points of feedbacks, where we can shuffle the data to be i.i.d. samples satisfying Lemma 11. Then, when $t > N \triangleq \max\{N_1, N_2, N_3\}$, with a probability at least $1 - e^{-\delta^2/2} - \omega'_t$, the regret in round $t+1$ for the online oracle (defined as r_{t+1})

$$\begin{aligned} r_{t+1} &= \mu_t(\mathbf{x}, a^*) - \mu_t(\mathbf{x}, a) \\ &= [\mu_t(\mathbf{x}, a^*) - \hat{\mu}_t(\mathbf{x}, a^*)] - [\mu_t(\mathbf{x}, a) - \hat{\mu}_t(\mathbf{x}, a)] + [\hat{\mu}_t(\mathbf{x}, a^*) - \hat{\mu}_t(\mathbf{x}, a)] \\ &\leq [\mu_t(\mathbf{x}, a^*) - \hat{\mu}_t(\mathbf{x}, a^*)] - [\mu_t(\mathbf{x}, a) - \hat{\mu}_t(\mathbf{x}, a)] \\ &\leq |\mu_t(\mathbf{x}, a^*) - \hat{\mu}_t(\mathbf{x}, a^*)| + |\mu_t(\mathbf{x}, a) - \hat{\mu}_t(\mathbf{x}, a)| \\ &\leq 2\sigma_t(\mathbf{x}, a)\delta + 4C_1Md \left(\frac{\epsilon_t s}{2k-1} \right)^{-\frac{1}{2} \frac{\log((1-\alpha)^{-1})}{\log(\alpha^{-1})} \frac{\pi}{d}}. \end{aligned} \quad (\text{recall that } s = t^\beta)$$

We let $\delta_0 = e^{-\delta^2/2}$, then $\delta = \sqrt{2 \log(1/\delta_0)}$. Recall that $\text{Var}[T^a(\mathbf{x})]$ is bounded by V^{10} then with probability at least $1 - \delta_0 - \omega'_t$, for $t > N$ we have

$$\begin{aligned} r_{t+1} &\leq 2\sqrt{t^{\beta-1}V} \sqrt{2 \log\left(\frac{1}{\delta_0}\right)} \\ &\quad + 4C_1Md \left(\frac{\epsilon_t s}{2k-1} \right)^{-\frac{1}{2} \frac{\log((1-\alpha)^{-1})}{\log(\alpha^{-1})} \frac{\pi}{d}} + \epsilon_t \Delta_{\max}, \end{aligned} \quad (43)$$

¹⁰It is stated in Lemma 3.3 in [45]. Here, we use the proof of page 38 in the arXiv version of [45] to justify a bound on $\text{Var}[T]$. In our regularity tree, each split has at least k leafs. Thus,

$$k\text{Var}[T(\mathbf{x}; Z)] \leq |\{i : X_i \in L(\mathbf{x}; Z)\}| \cdot \text{Var}[T(\mathbf{x}; Z)] \rightarrow_p \text{Var}[Y|X = \mathbf{x}].$$

In addition, because of the regularity condition on the moment, $\text{Var}[Y|X = \mathbf{x}] = \mathbb{E}[|Y - \mathbb{E}[Y|X = \mathbf{x}]|^2|X = \mathbf{x}] \leq (M+1)$. Therefore, the variance $\text{Var}[T(\mathbf{x}; Z)]$ is bounded.

where Δ_{\max} denotes the maximum regret for choosing a sub-optimal action as defined in [1]¹¹. Recall that we denote $A = \frac{\log((1-\alpha)^{-1})\pi}{\log(\alpha^{-1})d}$.

Now we denote $\epsilon_0 = -\frac{A}{2+3A}$, and $\epsilon_t = t^{\epsilon_0}$. One can check that $\beta = 1 - \frac{2A}{2+3A} = \frac{1-A\epsilon_0}{1+A}$.

Here, we notice $(\epsilon_t s)^{-\frac{1}{2}A} = t^{-\frac{1}{2}A(\beta+\epsilon_0)}$. One can check that by the above parameters setting, each terms in (42) have the same exponent w.r.t. t , i.e.

$$\frac{1}{2}(\beta - 1) = -\frac{1}{2}A(\beta + \epsilon_0) = \epsilon_0 = -\frac{A}{2+3A} \quad (44)$$

Then (43) can be rewritten as (with probability at least $1 - \delta_0 - \omega'_t$)

$$r_{t+1} \leq \left(2\sqrt{V} \sqrt{2 \log\left(\frac{1}{\delta_0}\right)} + 4C_1Md(2k-1)^{\frac{1}{2}A} + \Delta_{\max} \right) t^{\beta-1}. \quad (45)$$

Consider the probability $\delta_0 + \omega'_t$, from (45) we have

$$\begin{aligned} r_{t+1} &\leq \left(2\sqrt{V} \sqrt{2 \log\left(\frac{1}{\delta_0}\right)} + 4C_1Md(2k-1)^{\frac{1}{2}A} + \Delta_{\max} \right) t^{\beta-1} \\ &\quad + (\delta_0 + \omega'_t)\Delta_{\max}. \end{aligned}$$

Let $C_3 \triangleq \left(2\sqrt{V} \sqrt{2 \log\left(\frac{1}{\delta_0}\right)} + 4C_1Md(2k-1)^{\frac{1}{2}A} + \Delta_{\max} \right)$ be a constant. Then, we further denote $p \triangleq \frac{2+3A}{A} > 1$ (where $p = \frac{2}{1-\beta}$) and by Hölder's inequality, when $T > N$ we have

$$\begin{aligned} R(T, \mathcal{A}_{\text{Fst}+\mathcal{E}_0}) &= \sum_{t=1}^N r_t + \sum_{t=N+1}^T r_t \\ &\leq \sum_{t=1}^N r_t + \left((T-N)\delta_0 + \sum_{t=N+1}^T \omega'_t \right) \Delta_{\max} + T^{1-1/p} C_3 \left(\sum_{t=1}^T \left(\frac{r_t}{C_3} \right)^p \right)^{1/p} \\ &= \sum_{t=1}^N r_t + \left((T-N)\delta_0 + \sum_{t=N+1}^T \omega'_t \right) \Delta_{\max} + C_3 T^{1-\frac{1}{p}} \left(\sum_{t=1}^T \frac{1}{t} \right)^{\frac{1}{p}} \\ &\leq \sum_{t=1}^N r_t + \left(\left((T-N)\delta_0 + \sum_{t=N+1}^T \omega'_t \right) + N \right) \Delta_{\max} + C_3 T^{1-\frac{1}{p}} (\log T)^{\frac{1}{p}}, \end{aligned}$$

where the last inequality holds because $\sum_{t=1}^T \frac{1}{t} \leq \log T$.

Now, we let $\delta_0 = T^{-\frac{A}{2+3A}}$.

Here,

$$\begin{aligned} \sum_{t=N+1}^T \omega'_t &= \\ &= \sum_{t=N+1}^T \left(\delta_0 \left(4\sqrt{2 \log\left(\frac{1}{\delta_0}\right)} \tilde{\epsilon} + 2\tilde{\epsilon}^2 \right) + \frac{C\psi \log(t)}{\sqrt{t}} + \left(\frac{s}{t} \frac{16 \log(s)^d}{\epsilon_t C_{f,d}} \right)^{1-\frac{2\omega}{3}} \right). \end{aligned}$$

¹¹For Δ_{\max} to exist, we have a mild assumption that the average rewards are bounded for each actions.

Recall that when $n > N_3$, $\tilde{\epsilon} < 1$, and in our parameter setting $\frac{s}{t\tilde{\epsilon}_t} = t^{-1/2(1-\beta)} = t^{-1/p}$. Hence,

$$\begin{aligned} \sum_{t=N+1}^T \omega'_t &\leq \sum_{t=N+1}^T \left(\delta_0(4\sqrt{2\log(1/\delta_0)} + 2) \right. \\ &\quad \left. + \frac{C\psi \log(t)}{\sqrt{t}} + \left(t^{-\frac{1}{p}} \frac{16 \log(s)^d}{C_{f,d}} \right)^{1-2\omega/3} \right) \\ &\leq (T-N)(T^{-\frac{1}{p}}(4\sqrt{2\frac{1}{p}\log(T)+2})) + (T-N)\frac{C\psi \log(T)}{\sqrt{T}} \\ &\quad + (T-N) \left(T^{-\frac{1}{p}} \frac{16 \log(T)^d}{C_{f,d}} \right)^{1-2\omega/3} \\ &\leq T^{1-\frac{1}{p}}(4\sqrt{2\frac{1}{p}\log(T)+2}) + \sqrt{T}C\psi \log(T) \\ &\quad + T^{1-\frac{1}{p}+\frac{1}{2}\frac{2\omega}{3}} \left(\frac{16 \log(T)^d}{C_{f,d}} \right)^{1-2\omega/3}. \end{aligned}$$

We notice that $1 - \frac{1}{p} > \frac{1}{2}$, so the exponent $T^{1-\frac{1}{p}+\frac{1}{3}\omega}$ dominates, and we use another $T^{\frac{1}{6}\omega}$ to hide the $\log(T)$ terms. Then we have $R(T, \mathcal{A}_{\text{Fst}+\mathcal{E}_0}) = O(T^{1-\frac{1}{p}+\frac{1}{2}\omega})$. Note that $1/p = \frac{1}{2}(1-\beta)$, then

$$\lim_{T \rightarrow \infty} \frac{R(T, \mathcal{A}_{\text{Fst}+\mathcal{E}_0})}{T^{1-\frac{1}{2}(1-\beta)+\frac{\omega}{2}}} = \lim_{T \rightarrow \infty} \frac{R(T, \mathcal{A}_{\text{Fst}+\mathcal{E}_0})}{T^{\frac{1+\beta+\omega}{2}}} = 0 \quad \text{for any small } \omega > 0.$$

Thus, using the big-O notation, $\lim_{T \rightarrow \infty} \frac{R(T, \mathcal{A}_{\text{Fst}+\mathcal{E}_0})}{T} = O(T^{-\frac{A}{2+3A}+\frac{\omega}{2}})$ for any small ω .

Finally, one can verify $1 - \frac{A}{2+3A} = \frac{1+\beta}{2}$ which is less than 1. Then, we reach our claim in the theorem that $\lim_{T \rightarrow \infty} \frac{R(T, \mathcal{A}_{\text{Fst}+\mathcal{E}_0})}{T^{(1+\beta+\omega)/2}} = 0$, and $\lim_{T \rightarrow \infty} \frac{R(T, \mathcal{A}_{\text{Fst}+\mathcal{E}_0})}{T} = 0$ for any ω that is smaller than $\frac{1-\beta}{2}$. Namely, we have shown that the asymptotic regret is sub-linear w.r.t. T . \square

C.4 Regret Bound for Contextual Independent Algorithm $\mathcal{A}_{\text{UCB}+\text{IPSW}}$ (Theorem 4)

Proof of Theorem 4. The proof follows the same idea as previous ones. We will first show that the estimation relying on the offline data is unbiased. Second, we use a weighted Chernoff bound to show the effective number of logged samples (a.k.a. Effective Sample Size) in terms of the confidence bound.

Many previous works have shown the inverse propensity weighting method provides an unbiased estimator[44]. In fact, for $\tilde{a} \in [K]$

$$\begin{aligned} \mathbb{E}[\bar{y}_{\tilde{a}}] &= \frac{\mathbb{E}[\sum_{i \in [-I]} \mathbb{E}[y|\mathbf{x}_i, \tilde{a}] \mathbb{E}[\mathbb{1}_{\{a_i=\tilde{a}\}}/p(\mathbf{x}_i, \tilde{a})]}{\sum_{i \in [-I]} \mathbb{E}[\mathbb{1}_{\{a_i=\tilde{a}\}}/p(\mathbf{x}_i, \tilde{a})]} \\ &= \frac{\mathbb{E}[\sum_{i \in [-I]} \mathbb{E}[y|\mathbf{x}_i, \tilde{a}]]}{I} \\ &= \sum_{\mathbf{x} \in \mathcal{X}} \mathbb{P}[\mathbf{x}] \mathbb{E}[y|\mathbf{x}, \tilde{a}] = \mathbb{E}[\bar{y}_{\tilde{a}}]. \end{aligned}$$

The second equation holds because the probability that we observe the action \tilde{a} is $\mathbb{E}[\mathbb{1}_{\{a_i=\tilde{a}\}}]$ which is the propensity score $p(\mathbf{x}_i, \tilde{a})$.

The last equation is because the expectation for data item i is taken over the contexts \mathbf{x} .

According to Chernoff-Hoeffding bound [26], we have the following Lemma.

LEMMA 14. *If X_1, X_2, \dots, X_n are independent random variables and $A_i \leq X_i \leq B_i$ ($i = 1, 2, \dots, n$), we have the following bounds for the sum $X = \sum_{i=1}^n X_i$:*

$$\begin{aligned} \mathbb{P}[X \leq \mathbb{E}[X] - \delta] &\leq e^{-\frac{2\delta^2}{\sum_{i=1}^n (B_i - A_i)^2}}. \\ \mathbb{P}[X \geq \mathbb{E}[X] + \delta] &\leq e^{-\frac{2\delta^2}{\sum_{i=1}^n (B_i - A_i)^2}}. \end{aligned}$$

In our case to estimate the outcome for an action a , we have $X_i = y_i \frac{\mathbb{1}_{\{a_i=a\}}/p(\mathbf{x}_i, a_i)}{\sum_{i \in [-I]} \mathbb{1}_{\{a_i=a\}}/p(\mathbf{x}_i, a_i)}$, and $X = \sum_{i \in [-I]} X_i = \bar{y}_a$. Hence the constants $A_i = 0$, $B_i = \frac{\mathbb{1}_{\{a_i=a\}}/p(\mathbf{x}_i, a_i)}{\sum_{i \in [-I]} \mathbb{1}_{\{a_i=a\}}/p(\mathbf{x}_i, a_i)}$. Therefore, we have

$$\begin{aligned} \mathbb{P}[|\bar{y}_a - \mathbb{E}[y|a]| \geq \delta] &= \mathbb{P}\left[\sum_{i \in [-I]} \left(\frac{\mathbb{1}_{\{a_i=a\}}/p(\mathbf{x}_i, a_i)}{\sum_{i \in [-I]} \mathbb{1}_{\{a_i=a\}}/p(\mathbf{x}_i, a_i)} \right)^2 \right. \\ &\quad \left. - \frac{2\delta^2}{\sum_{i \in [-I]} \left(\frac{\mathbb{1}_{\{a_i=a\}}/p(\mathbf{x}_i, a_i)}{\sum_{i \in [-I]} \mathbb{1}_{\{a_i=a\}}/p(\mathbf{x}_i, a_i)} \right)^2} \right] \\ &\leq 2e^{-\frac{2\delta^2}{\sum_{i \in [-I]} \left(\frac{\mathbb{1}_{\{a_i=a\}}/p(\mathbf{x}_i, a_i)}{\sum_{i \in [-I]} \mathbb{1}_{\{a_i=a\}}/p(\mathbf{x}_i, a_i)} \right)^2}} \\ &= 2e^{-\frac{2\delta^2}{\left(\sum_{i \in [-I]} \mathbb{1}_{\{a_i=a\}}/p(\mathbf{x}_i, a_i) \right)^2}} \\ &= 2e^{-2\delta^2 \frac{\left(\sum_{i \in [-I]} \mathbb{1}_{\{a_i=a\}}/p(\mathbf{x}_i, a_i) \right)^2}{\sum_{i \in [-I]} \mathbb{1}_{\{a_i=a\}}/p(\mathbf{x}_i, a_i)}} \end{aligned}$$

We compare it with the Chernoff-Hoeffding bound used in the UCB algorithm[6]. When we have n_a online samples of arm a ,

$$\mathbb{P}[|\bar{y}_a - \mathbb{E}[y|a]| \geq \delta] \leq 2e^{-2n_a\delta^2}.$$

By this comparison, we let $n = \widehat{N}_a$ and we will get the same bound.

Now, we show that by using these $[\widehat{N}_a]$ samples from logged data, the online bandit UCB oracle will always have a tighter bound than that for $[\widehat{N}_a]$ i.i.d. samples from the online environment.

In the online phase, let the number of times to play the action a to be T_a . For the offline samples, let $X_i = y_i \frac{\mathbb{1}_{\{a_i=a\}}/p(\mathbf{x}_i, a_i)}{\sum_{i \in [-I]} \mathbb{1}_{\{a_i=a\}}/p(\mathbf{x}_i, a_i)} \frac{\widehat{N}_a}{\widehat{N}_a + T_a}$. For the online samples, let $X^t = y_t \frac{1}{\widehat{N}_a + T_a}$. Let us consider the sequence $\{X_1, \dots, X_I, X^1, \dots, X^{T_a}\}$. Now, $X = \sum_{i \in [-I]} X_i + \sum_{t \in [T_a]} X^t$. Then, we have $\mathbb{E}[X] = \mathbb{E}[y|a]$, and $0 \leq X_i \leq \frac{\widehat{N}_a}{\widehat{N}_a + T_a} B_i$ ($\forall i \in [-I]$), $0 \leq X^t \leq \frac{1}{\widehat{N}_a + T_a}$. In addition, we have

$$\begin{aligned} &\left(\frac{\widehat{N}_a}{\widehat{N}_a + T_a} \right)^2 \frac{\sum_{i \in [-I]} \left(\frac{\mathbb{1}_{\{a_i=a\}}/p(\mathbf{x}_i, a_i)}{\sum_{i \in [-I]} \mathbb{1}_{\{a_i=a\}}/p(\mathbf{x}_i, a_i)} \right)^2}{\sum_{i \in [-I]} \mathbb{1}_{\{a_i=a\}}/p(\mathbf{x}_i, a_i)} + \sum_{t \in [T_a]} \left(\frac{1}{\widehat{N}_a + T_a} \right)^2 \\ &= \left(\frac{\widehat{N}_a}{\widehat{N}_a + T_a} \right)^2 \left(\frac{1}{\widehat{N}_a} \right) + \frac{T_a}{(\widehat{N}_a + T_a)^2} = \frac{1}{\widehat{N}_a + T_a}. \end{aligned}$$

Therefore,

$$\begin{aligned} \mathbb{P}[\bar{y}_a \leq \mathbb{E}[y|a] - \delta] &\leq e^{-2\delta^2(\widehat{N}_a + T_a)}, \\ \mathbb{P}[\bar{y}_a \geq \mathbb{E}[y|a] + \delta] &\leq e^{-2\delta^2(\widehat{N}_a + T_a)}. \end{aligned}$$

In other words, when we have T_a online samples of an action a , the confidence interval is as if we have $T_a + \widehat{N}_a$ total samples for the

bandit oracle. Then, the regret bound reduces to the case where we have \hat{N}_a offline samples for arm a that do not have contexts. \square

C.5 Regret Bound for Contextual Algorithm $\mathcal{A}_{\text{LinUCB+LR}}$ (problem dependent Theorem 9 and problem independent Theorem 6)

Proof of Theorem 9. The proof follows the analytical framework of the paper[1]. Especially, this Theorem corresponds to the Theorem 3 in the paper[1]. The proofs in papers[5][17] have similar ideas.

In particular, we consider that the offline samples have features $\mathbf{x}_{-1}, \mathbf{x}_{-2}, \dots, \mathbf{x}_{-N}$, and the online samples have features $\mathbf{x}^1, \mathbf{x}^2, \dots, \mathbf{x}^T$. To have a unified index system, we let $\mathbf{x}_{N+t} \triangleq \mathbf{x}^t$ for $t \geq 1$.

Because we choose the ‘‘optimal’’ action in the online phase, we have the pseudo-regret in time slot t is

$$r_t \leq 2\sqrt{\beta_{t-1}(\delta)} \min\{\|\mathbf{x}_{N+t}\|_{V_{N+t-1}^{-1}}, 1\}.$$

Then, we have (recall that in this paper, we set V_0 as a $d \times d$ identity matrix I_d)

$$\begin{aligned} & \sqrt{8\beta_n(\delta)} \sum_{n=1}^N \min\{1, \|\mathbf{x}_n\|_{V_{n-1}^{-1}}\} + \sum_{t=1}^T r_t \\ & \leq \sqrt{8(N+T)\beta_n(\delta) \log \frac{\text{trace}(V_0) + (N+T)L^2}{\det V_0}}. \end{aligned}$$

Here, we observe that

$$\begin{aligned} \sum_{t=1}^T r_t & \leq \sqrt{8(N+T)\beta_n(\delta) \log \frac{\text{trace}(V_0) + (N+T)L^2}{\det V_0}} \\ & \quad - \sqrt{8\beta_n(\delta)} \sum_{n=1}^N \min\{1, \|\mathbf{x}_n\|_{V_{n-1}^{-1}}\}. \end{aligned}$$

Now, we give a lower bound of the last term

$$\sqrt{8\beta_n(\delta)} \sum_{n=1}^N \min\{1, \|\mathbf{x}_n\|_{V_{n-1}^{-1}}\}.$$

Here, $\|\mathbf{x}\|_A = \sqrt{\mathbf{x}^T A \mathbf{x}} \geq \sqrt{\lambda_{\min}(A)} \|\mathbf{x}\|_2$. We have the following claim that $\lambda_{\min}(V_n^{-1}) \geq \frac{1}{1+(n-1)L^2}$. This is because $\lambda_{\min}(V_n^{-1}) = 1/\lambda_{\max}(V_n)$. In fact, for the symmetric matrices, we have

$$\lambda_{\max}(A+B) \leq \lambda_{\max}(A) + \lambda_{\max}(B).$$

We have $\lambda_{\max}(I) = 1$, and $\lambda_{\max}(\mathbf{x}\mathbf{x}^T) = \|\mathbf{x}\|_2^2$. Therefore,

$$\lambda_{\max}(V_{n-1}) \leq 1 + \|\mathbf{x}_1\|_2^2 + \dots + \|\mathbf{x}_{n-1}\|_2^2 \leq 1 + (n-1)\|\mathbf{x}\|_{\max}^2,$$

where we consider $\|\mathbf{x}_i\|_2^2 \leq \|\mathbf{x}\|_{\max}^2$ for $i \in [n]$. Also, we consider $\|\mathbf{x}_i\|_2^2 \geq \|\mathbf{x}\|_{\min}^2$ for $i \in [n]$.

Let $L = \|\mathbf{x}\|_{\max}$. Then,

$$\begin{aligned} & \sum_{n=1}^N \min\{1, \|\mathbf{x}_n\|_{V_{n-1}^{-1}}\} \\ & \geq \sum_{n=1}^N \min\{1, \|\mathbf{x}\|_{\min} \sqrt{\frac{1}{1+(n-1)L^2}}\} \\ & \geq \min\{1, \|\mathbf{x}\|_{\min}\} \sum_{n=1}^N \sqrt{\frac{1}{1+(n-1)L^2}} \\ & \geq \min\{1, \|\mathbf{x}\|_{\min}\} \sum_{n=1}^N \frac{2}{L^2} \left(\sqrt{1+nL^2} - \sqrt{1+(n-1)L^2} \right) \\ & = \min\{1, \|\mathbf{x}\|_{\min}\} \frac{2}{L^2} \left(\sqrt{1+NL^2} - 1 \right). \end{aligned}$$

Hence, we have the final bound of regret

$$\begin{aligned} \sum_{t=1}^T r_t & \leq \sqrt{8(N+T)\beta_n(\delta) \log \frac{\text{trace}(V_0) + (N+T)L^2}{\det V_0}} \\ & \quad - \sqrt{8\beta_n(\delta)} \min\{1, \|\mathbf{x}\|_{\min}\} \frac{2}{L^2} \left(\sqrt{1+NL^2} - 1 \right). \end{aligned}$$

\square

Compared with the previous regret bound without offline data, the regret bound changes from $O(\sqrt{T})$ to $O(\sqrt{N+T}) - \Omega(\sqrt{N})$. From the view of regret-bound, using offline data does not bring us a large amount of regret-reduction.

We now show a better bound for the problem-dependent case. This corresponds to section 5.2 of the paper[1]. Let Δ_t be the ‘‘gap’’ at step t as defined in the paper of Dani et al.[18]. Intuitively, Δ_t is the difference between the rewards of the best and the ‘‘second best’’ action in the decision set D_t . We consider the smallest gap $\bar{\Delta}_n = \min_{1 \leq t \leq n} \Delta_t$.

Proof of Theorem 6. We will first show a high-probability bound, i.e. with probability at least $1 - \delta$, the cumulative regret has the bound

$$R(T, \mathcal{A}_{\text{LinUCB+LR}}) \leq \frac{4\beta_{N+T}(\delta)}{\Delta_{\min}} d \log(1 + \kappa)$$

when the parameters $\{\beta_t\}_{t=1}^T$ ensure the confidence bound in each time slot.

Recall that the contexts of samples returned by the offline evaluator are $\mathbf{x}_{-1}, \mathbf{x}_{-2}, \dots, \mathbf{x}_{-N}$. We denote $r_t \triangleq \max_{a \in [K]} \mathbb{E}[y_t | \mathbf{x}_t, a] - \mathbb{E}[y_t | \mathbf{x}_t, a_t]$ as the pseudo-regret in time slot t . Recall that $\beta_t(\delta)$ is the parameter β_t in the t^{th} time slot, and the δ is to emphasize that it is a function of δ . From the proof for the problem-independent bound in paper[1], we know $\sum_{t=1}^T r_t \leq \frac{4\beta_{N+T}(\delta)}{\Delta_{\min}} \log \frac{\det V_T}{\det V_N}$. The following is to bound $\log \frac{\det V_{N+T}}{\det V_N}$. We have the following lemma.

LEMMA 15. Let $\kappa = \frac{TL^2}{\lambda_{\min}(V_N)}$, then $(1 + \kappa)V_N \succcurlyeq V_{T+N}$.

Proof of Lemma 15. We first consider the case where all the data samples are returned before the first online phase start. Denote the V matrix in the online time slot t after using the logged data as V_{N+t} . Note that $V_{T+N} = V_N + \sum_{t=1}^T \mathbf{x}_t \mathbf{x}_t^T$. Thus the above lemma is equivalent to $\sum_{t=1}^T \mathbf{x}_{N+t} \mathbf{x}_{N+t}^T \preccurlyeq \kappa V_N$. Here, we use \mathbf{x}' to denote

the transpose of \mathbf{x} (to avoid using “ \mathbf{x}^T ” with the confusing T). The positive semi-definiteness means that for any \mathbf{x} where $\|\mathbf{x}\|_2=1$, we want to have

$$\mathbf{x}' \left(\sum_{t=1}^T \mathbf{x}_t \mathbf{x}_t' \right) \mathbf{x} \leq \kappa \mathbf{x}' V_N \mathbf{x}. \quad (46)$$

In fact $\mathbf{x}' \left(\sum_{t=1}^T \mathbf{x}_t \mathbf{x}_t' \right) \mathbf{x} \leq TL^2$, because L is the maximum 2-norm of \mathbf{x}_t . In addition, $\mathbf{x}' V_N \mathbf{x} \geq \lambda_{\min}(V_N)$. Hence, we always have (46) for $\forall \mathbf{x}$. Hence we proved the above lemma. \square

We have $\det A \leq \det B$ if $A \preceq B$. Hence,

$$\det V_{T+N} \leq \det(1 + \kappa) V_N = (1 + \kappa)^d \det V_N.$$

Then, $\log \frac{\det V_{T+N}}{\det V_N} \leq d \log(1 + \kappa)$, which leads to our Theorem.

Now, we set $\beta_t(\delta) = 2d(1 + 2 \ln(1/\delta))$, and the parameter is in the confidence ball with probability at least $1 - \delta$. Moreover, we set $\delta = 1/T$. Then, the regret in each time slot can be divided into two parts: (1) the δ probability part (summing up to at most 1, because the outcome is bounded); and (2) the $1 - \delta$ probability part (summing up to at most $\frac{8d(1+2 \ln(T))}{\Delta_{\min}} d \log(1 + \kappa)$). Therefore, the expected cumulative reward has an upper bound $\frac{8d(1+2 \ln(T))}{\Delta_{\min}} d \log(1 + \kappa) + 1$.

Now, plugging in the definition of κ , we have proved

$$R(T, \mathcal{A}_{\text{LinUCB+LR}}) \leq \frac{8d^2(1 + 2 \ln(T))}{\Delta_{\min}} \log \left(1 + \frac{TL^2}{\lambda_{\min}(V_N)} \right) + 1. \quad \square$$

C.6 Relaxations of The Assumptions on The Logged Data (Theorem 5)

Proof of Theorem 5. Let us consider the number of times that a sub-optimal action is played, using the UCB online bandit oracle. Let us denote the expected reward (or outcome) $\mathbb{E}[y|a]$ for an action a as μ_a . In the t_{th} online round, we make the wrong decision to play an action a only if $(\mu_{a^*} - \mu_a) + \left(\frac{\delta_{a^*} N_a}{N_a + t} - \frac{\delta_a N_a}{N_a + t} \right) < I_a - I_{a^*}$,

where I_a is half of the width of the confidence interval $\beta \sqrt{\frac{2 \ln(n)}{n_a}}$ for action a , where n_a is the number of times that the online bandit oracle plays action a and $n = \sum_{a \in [K]} n_a$. Now, we only need to consider the case where $\delta_a - \delta_{a^*} \geq 0$. Otherwise, the offline data lets us to have less probability to select the sub-optimal actions, and thus leads to a lower regret.

According to Chernoff bound, when we have

$$(N_a + t) \left[\Delta_a + \frac{N_a}{N_a + t} (\delta_{a^*} - \delta_a) \right]^2 \geq 8 \ln(N_a + T), \quad (47)$$

the violation probability will be very low. In fact, under (47)

$$\mathbb{P} \left[(\mu_{a^*} - \mu_a) + \left(\frac{\delta_{a^*} N_a}{N_a + t} - \frac{\delta_a N_a}{N_a + t} \right) < I_a - I_{a^*} \right] \leq t^{-4}.$$

Then we can let l_a to be a number such that when $t > l_a$, the inequality (47) is satisfied.

In fact, when $l_a = \lceil 16 \frac{\ln(N_a + T)}{\Delta_a^2} + \lceil N_a \left(\frac{2(\delta_a - \delta_{a^*})}{\Delta_a} - 1 \right) \rceil - N_a \rceil$, (47) is satisfied. Therefore, the expected number of times that we play

an action a is less than

$$l_a + \sum_{t=1}^T t^{-4} \leq \left(16 \frac{\ln(N_a + T)}{\Delta_a^2} - 2N_a \left(1 - \frac{\max\{0, \delta_a - \delta_{a^*}\}}{\Delta_a} \right) + \left(1 + \frac{\pi^2}{3} \right) \right).$$

When we sum up over all actions $a \neq a^*$, we get $R(T, \mathcal{A}) \leq \sum_{a \neq a^*} \Delta_a \left(16 \frac{\ln(N_a + T)}{\Delta_a^2} - 2N_a \left(1 - \frac{\max\{0, \delta_a - \delta_{a^*}\}}{\Delta_a} \right) + \left(1 + \frac{\pi^2}{3} \right) \right)$. \square

REFERENCES

- [1] Yasin Abbasi-Yadkori, Dávid Pál, and Csaba Szepesvári. 2011. Improved algorithms for linear stochastic bandits. In *Advances in Neural Information Processing Systems*. 2312–2320.
- [2] Shipra Agrawal and Navin Goyal. 2012. Analysis of thompson sampling for the multi-armed bandit problem. In *Conference on Learning Theory*. 39–1.
- [3] Anonymous. 2020. Supplementary material, Code and Data for "Unifying Offline Causal Inference and Online Bandit Learning for Data Driven Decision." <https://1drv.ms/u/s!AuhX-fJM-sJvgy7MiKYLbQn3dj7b?e=LbuKsJ>
- [4] Susan Athey, Julie Tibshirani, Stefan Wager, et al. 2019. Generalized random forests. *The Annals of Statistics* 47, 2 (2019), 1148–1178.
- [5] Peter Auer. 2002. Using confidence bounds for exploitation-exploration trade-offs. *Journal of Machine Learning Research* 3, Nov (2002), 397–422.
- [6] Peter Auer, Nicolo Cesa-Bianchi, and Paul Fischer. 2002. Finite-time analysis of the multiarmed bandit problem. *Machine learning* 47, 2-3 (2002), 235–256.
- [7] Peter Auer, Nicolo Cesa-Bianchi, Yoav Freund, and Robert E Schapire. 2002. The nonstochastic multiarmed bandit problem. *SIAM journal on computing* 32, 1 (2002), 48–77.
- [8] Peter C Austin. 2011. An introduction to propensity score methods for reducing the effects of confounding in observational studies. *Multivariate behavioral research* 46, 3 (2011), 399–424.
- [9] Elias Bareinboim, Andrew Forney, and Judea Pearl. 2015. Bandits with unobserved confounders: A causal approach. In *Advances in Neural Information Processing Systems*. 1342–1350.
- [10] Marianne Bertrand, Esther Duflo, and Sendhil Mullainathan. 2004. How much should we trust differences-in-differences estimates? *The Quarterly journal of economics* 119, 1 (2004), 249–275.
- [11] Patrick Billingsley. 2008. *Probability and Measure*. John Wiley and Sons.
- [12] Jonathan M Borwein, O-Yeat Chan, et al. 2009. Uniform bounds for the complementary incomplete gamma function. *Mathematical Inequalities and Applications* 12 (2009), 115–121.
- [13] Léon Bottou, Jonas Peters, Joaquin Quiñero-Candela, Denis X Charles, D Max Chickering, Elon Portugaly, Dipankar Ray, Patrice Simard, and Ed Snelson. 2013. Counterfactual reasoning and learning systems: The example of computational advertising. *The Journal of Machine Learning Research* 14, 1 (2013), 3207–3260.
- [14] Jinzhi Bu, David Simchi-Levi, and Yunzong Xu. 2019. Online pricing with offline data: Phase transition and inverse square law. *arXiv preprint arXiv:1910.08693* (2019).
- [15] Sébastien Bubeck, Vianney Perchet, and Philippe Rigollet. 2013. Bounded regret in stochastic multi-armed bandits. In *Conference on Learning Theory*. 122–134.
- [16] Tianqi Chen and Carlos Guestrin. 2016. Xgboost: A scalable tree boosting system. In *Proceedings of the 22nd acm sigkdd international conference on knowledge discovery and data mining*. 785–794.
- [17] Wei Chu, Lihong Li, Lev Reyzin, and Robert Schapire. 2011. Contextual bandits with linear payoff functions. In *Proceedings of the Fourteenth International Conference on Artificial Intelligence and Statistics*. 208–214.
- [18] Varsha Dani, Thomas P Hayes, and Sham M Kakade. 2008. Stochastic linear optimization under bandit feedback. In *COLT*.
- [19] Maria Dimakopoulou, Susan Athey, and Guido Imbens. 2017. Estimation considerations in contextual bandits. *arXiv preprint arXiv:1711.07077* (2017).
- [20] Shi Dong and Benjamin Van Roy. 2018. An information-theoretic analysis for Thompson sampling with many actions. In *Advances in Neural Information Processing Systems*. 4157–4165.
- [21] Miroslav Dudík, John Langford, and Lihong Li. 2011. Doubly robust policy evaluation and learning. *arXiv preprint arXiv:1103.4601* (2011).
- [22] Raphaël Féraud, Robin Allesiardo, Tanguy Urvoy, and Fabrice Clérot. 2016. Random forest for the contextual bandit problem. In *Artificial Intelligence and Statistics*.
- [23] Andrew Forney, Judea Pearl, and Elias Bareinboim. 2017. Counterfactual data-fusion for online reinforcement learners. In *Proceedings of the 34th International Conference on Machine Learning-Volume 70*. JMLR. org, 1156–1164.
- [24] Melody Y Guan and Heinrich Jiang. 2018. Nonparametric stochastic contextual bandits. In *Thirty-Second AAAI Conference on Artificial Intelligence*.

- [25] Lars Peter Hansen. 1982. Large sample properties of generalized method of moments estimators. *Econometrica: Journal of the Econometric Society* (1982), 1029–1054.
- [26] Wassily Hoeffding. 1994. Probability inequalities for sums of bounded random variables. In *The Collected Works of Wassily Hoeffding*. Springer, 409–426.
- [27] Guido W Imbens and Donald B Rubin. 2015. *Causal inference in statistics, social, and biomedical sciences*. Cambridge University Press.
- [28] Heinrich Jiang. 2017. Uniform convergence rates for kernel density estimation. In *Proceedings of the 34th International Conference on Machine Learning—Volume 70*. JMLR. org, 1694–1703.
- [29] Nathan Kallus. 2018. Balanced policy evaluation and learning. In *Advances in Neural Information Processing Systems*. 8895–8906.
- [30] Volodymyr Kuleshov and Doina Precup. 2014. Algorithms for multi-armed bandit problems. *arXiv preprint arXiv:1402.6028* (2014).
- [31] Finnian Lattimore, Tor Lattimore, and Mark D Reid. 2016. Causal bandits: Learning good interventions via causal inference. In *Advances in Neural Information Processing Systems*. 1181–1189.
- [32] Lihong Li. 2015. Offline evaluation and optimization for interactive systems. (2015).
- [33] Lihong Li, Wei Chu, John Langford, Taesup Moon, and Xuanhui Wang. 2012. An unbiased offline evaluation of contextual bandit algorithms with generalized linear models. In *Proceedings of the Workshop on On-line Trading of Exploration and Exploitation 2*. 19–36.
- [34] Lihong Li, Wei Chu, John Langford, and Robert E Schapire. 2010. A contextual-bandit approach to personalized news article recommendation. In *Proceedings of the 19th international conference on World wide web*. ACM, 661–670.
- [35] Weiwei Liu, S Janet Kuramoto, and Elizabeth A Stuart. 2013. An introduction to sensitivity analysis for unobserved confounding in nonexperimental prevention research. *Prevention science* 14, 6 (2013), 570–580.
- [36] Travis Mandel, Yun-En Liu, Emma Brunskill, and Zoran Popovic. 2015. The Queue Method: Handling Delay, Heuristics, Prior Data, and Evaluation in Bandits. In *AAAI*. 2849–2856.
- [37] Daniel F McCaffrey, Greg Ridgeway, and Andrew R Morral. 2004. Propensity score estimation with boosted regression for evaluating causal effects in observational studies. *Psychological methods* 9, 4 (2004), 403.
- [38] Judea Pearl. 2000. *Causality: models, reasoning and inference*. Vol. 29. Springer.
- [39] Paul R Rosenbaum and Donald B Rubin. 1983. The central role of the propensity score in observational studies for causal effects. *Biometrika* 70, 1 (1983), 41–55.
- [40] Donald B Rubin. 2005. Causal inference using potential outcomes: Design, modeling, decisions. *J. Amer. Statist. Assoc.* 100, 469 (2005), 322–331.
- [41] Pannagadatta Shivaswamy and Thorsten Joachims. 2012. Multi-armed bandit problems with history. In *Artificial Intelligence and Statistics*. 1046–1054.
- [42] Brandon Stewart. 2016. Causality with Measured Confounding. <https://scholar.princeton.edu/sites/default/files/bstewart/files/lecture10handout.pdf>
- [43] Elizabeth A Stuart. 2010. Matching methods for causal inference: A review and a look forward. *Statistical science: a review journal of the Institute of Mathematical Statistics* 25, 1 (2010), 1.
- [44] Adith Swaminathan and Thorsten Joachims. 2015. Counterfactual risk minimization: Learning from logged bandit feedback. In *International Conference on Machine Learning*. 814–823.
- [45] Stefan Wager and Susan Athey. 2018. Estimation and inference of heterogeneous treatment effects using random forests. *J. Amer. Statist. Assoc.* 113, 523 (2018), 1228–1242.
- [46] Huazheng Wang, Qingyun Wu, and Hongning Wang. 2016. Learning hidden features for contextual bandits. In *Proceedings of the 25th ACM International Conference on Information and Knowledge Management*. 1633–1642.
- [47] Yixin Wang, Dawen Liang, Laurent Charlin, and David M Blei. 2018. The deconfounded recommender: A causal inference approach to recommendation. *arXiv preprint arXiv:1808.06581* (2018).
- [48] Yahoo. 2020. Yahoo! Front Page Today Module User Click Log Dataset, version 1.0, link: webscope.sandbox.yahoo.com/catalog.php?datatype=r&did=49.
- [49] Samuel Zabl. 1966. Bounds for the central limit theorem error. *SIAM J. Appl. Math.* 14, 6 (1966), 1225–1245.
- [50] Chicheng Zhang, Alekh Agarwal, Hal Daumé Iii, John Langford, and Sahand Negahban. 2019. Warm-starting Contextual Bandits: Robustly Combining Supervised and Bandit Feedback. In *International Conference on Machine Learning*. 7335–7344.